

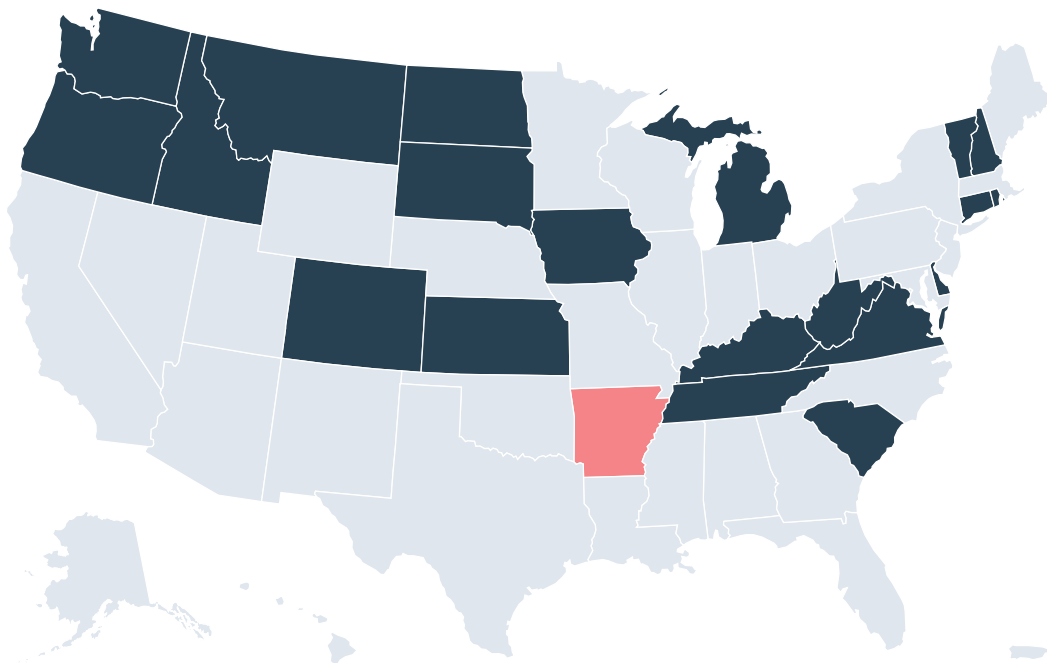
## NATIONAL INCIDENT-BASED REPORTING SYSTEM

# Sexual Assaults Recorded by Law Enforcement, 2019

This report presents statistics on [sexual assault victimizations](#) that were reported to NIBRS in 2019 by law enforcement agencies in 21 states. The National Incident-Based Reporting System (NIBRS) captures detailed information on four types of violent sexual assaults recorded by law enforcement: rape , sodomy , sexual assault with an object , and fondling . This report contains interactive charts that compare the demographic characteristics of sexual assaults to victims of other serious violent crimes, estimates of sexual victimization rates by victim demographic characteristics, and statistics on police clearance and arrest outcomes for sexual assaults. Data for this report were submitted by state and local law enforcement agencies from 21 states certified by the FBI to report all of their 2019 crime data to NIBRS. Those [21 NIBRS-certified states](#) are highlighted in the map below.

Click a state to create report

*click another state to refresh*



# In 2019 in Arkansas—

---

- **15%** of all violent victimizations involved a sexual assault; the percentage was higher for females (**14%**) than for males (**2%**).
- There were **90.3 sexual assault victimizations per 100,000** persons; the rate was **5 times** higher for juveniles (**227.7**) than for adults (**47.0**).
- The average age of sexual assault victims was **14 years** for males and **20 years** for females.
- **96%** of sexual assault victimizations were committed by someone the victim knew.

## Contents:

---

### ▶ Part 1: Violent Victimizations That Involved a Sexual Assault

- Violent victimizations that involved a sexual assault
- Violent victimizations that involved a sexual assault, by victim sex
- Violent victimizations that involved a sexual assault, by victim age

### ▶ Part 2: Characteristics of Sexual Assault Victims and Incidents

- Sexual assault victimizations, by offense type
- Sexual assault victimizations, by offense type and victim age
- Sexual assault victimizations, by victim-offender relationship
- Sexual assault victimizations, by victim age
- Sexual assault victimizations, by offender sex
- Sexual assault victimizations, by victim age and offender sex
- Sexual assault victimizations, by weapon type
- Sexual assault victimizations, by offense type and weapon type
- Sexual assault victimizations, by victim-offender relationship and weapon type
- Sexual assault victimizations, by incident time of day
- Sexual assault victimizations, by location type and incident time of day

### ▶ Part 3: Rates of Sexual Assault Victimization, by Victim Demographics

- Rates of sexual assault victimization, by victim sex
- Rates of sexual assault victimization, by victim race
- Rates of sexual assault victimization, by victim sex and victim race
- Rates of sexual assault victimization, by victim age

### ▶ Part 4: Clearance and Arrest

- Violent crime incidents that were cleared by arrest, cleared by exceptional means, or not cleared, by offense type
- Sexual assault incidents that were cleared by arrest, cleared by exceptional means, or not cleared, by victim age

# PART 1

## Violent Victimitizations That Involved a Sexual Assault

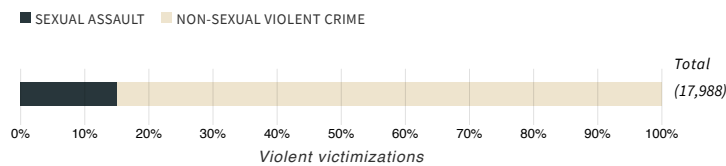
---

Nearly one-fifth of all violent victimizations recorded by law enforcement in Arkansas involved a sexual assault offense of rape, sexual assault with an object, sodomy, or fondling.

### Violent victimizations that involved a sexual assault, Arkansas, 2019

*Hover over bars for more detail.*

*Hover over a category in legend to isolate that category.*



Note: See *Methodology* for description of [sexual assault victimizations](#) and [non-sexual violent crime victimizations](#). Bureau of Justice Statistics, based on data from the Federal Bureau of Investigation, National Incident-Based Reporting System, 2019.

[Download chart data](#)

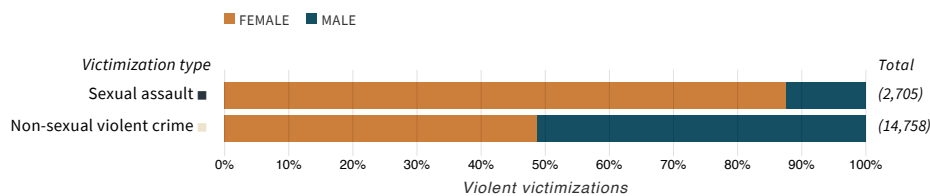
Most sexual assaults—88%—were against a female victim, while males were the majority—51%—of victims of non-sexual violent crimes, such as robbery, aggravated assault, kidnapping, and homicide.

In 2019, sexual assaults against females made up a sizeable portion—about 14%—of all violent victimizations recorded by Arkansas law enforcement agencies.

### Violent victimizations that involved a sexual assault, by victim sex, Arkansas, 2019

*Hover over bars for more detail.*

*Hover over a category in legend to isolate that category.*



view chart as:  
 Percent of victimization type  
 Percent of violent victimizations

Note: Excludes 525 violent victimizations for which victim sex is unknown. See *Methodology* for description of [sexual assault victimizations](#) and [non-sexual violent crime victimizations](#). Bureau of Justice Statistics, based on data from the Federal Bureau of Investigation, National Incident-Based Reporting System, 2019.

[Download chart data](#)

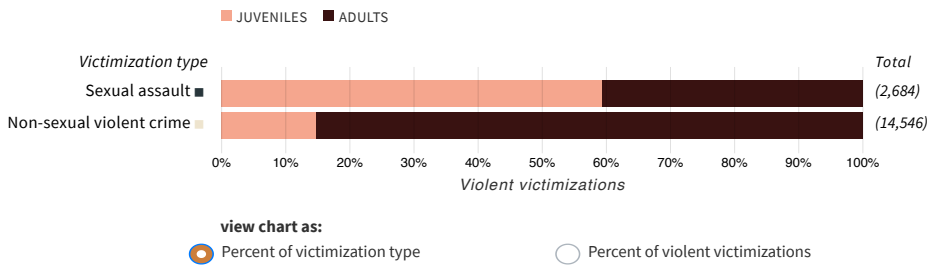
On average, sexual assault victims were younger than victims of non-sexual violence. The majority—59%—of sexual assaults in Arkansas were against juvenile victims age 17 or younger, while juveniles accounted for a considerably smaller portion—15%—of non-sexual violent victimizations.

Sexual assaults against juveniles made up 9% of all violent crimes handled by Arkansas law enforcement in 2019.

### Violent victimizations that involved a sexual assault, by victim age, Arkansas, 2019

Hover over bars for more detail.

Hover over a category in legend to isolate that category.



Note: Excludes 758 violent victimizations for which victim age is unknown. See [Methodology](#) for description of [sexual assault victimizations](#), [non-sexual violent crime victimizations](#), and [adult and juvenile age categories](#).  
Bureau of Justice Statistics, based on data from the Federal Bureau of Investigation, National Incident-Based Reporting System, 2019.

[Download chart data](#)

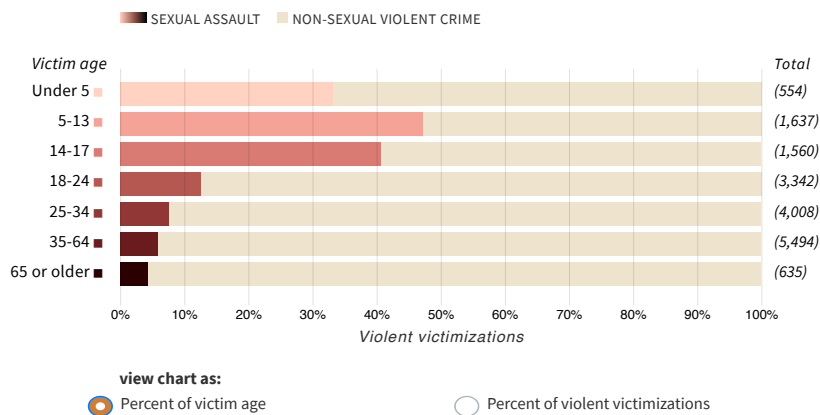
Nearly half of the violent crimes experienced by victims ages 5 to 13 involved a sexual assault, making the victims in this age group the most likely to experience violence of a sexual nature.

Violent victimizations against youth age 17 or younger were more likely to involve a sexual assault than violent victimizations against victims age 18 or older. About 41% of violent crime victims ages 14 to 17 experienced a sexual assault, compared to 13% of victims ages 18 to 24.

### Violent victimizations that involved a sexual assault, by victim age, Arkansas, 2019

Hover over bars for more detail.

Hover over a category in legend to isolate that category.

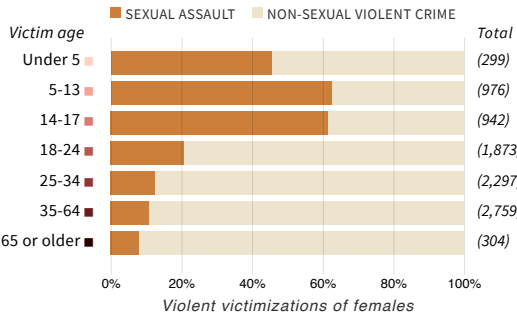


Note: Excludes 758 violent victimizations for which victim age is unknown. See [Methodology](#) for description of [sexual assault victimizations](#) and [non-sexual violent crime victimizations](#).  
Bureau of Justice Statistics, based on data from the Federal Bureau of Investigation, National Incident-Based Reporting System, 2019.

[Download chart data](#)

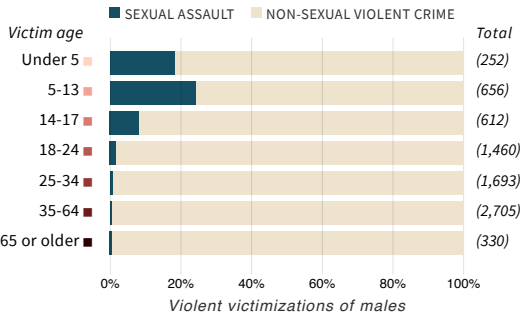
Violent crimes against young females were more likely to involve a violent sexual assault than those committed against young males. About 63% of violent crimes against females ages 5 to 13 involved a sexual assault, compared to 25% for males in the same age group.

**Violent victimizations of females that involved a sexual assault, by victim age, Arkansas, 2019**



Note: Excludes 120 violent victimizations of females for which victim age is unknown. See [Methodology](#) for description of [sexual assault victimizations](#) and [non-sexual violent crime victimizations](#).  
[Download chart data](#)  
 Bureau of Justice Statistics, based on data from the Federal Bureau of Investigation, National Incident-Based Reporting System, 2019.

**Violent victimizations of males that involved a sexual assault, by victim age, Arkansas, 2019**



Note: Excludes 185 violent victimizations of males for which victim age is unknown. See [Methodology](#) for description of [sexual assault victimizations](#) and [non-sexual violent crime victimizations](#).  
[Download chart data](#)  
 Bureau of Justice Statistics, based on data from the Federal Bureau of Investigation, National Incident-Based Reporting System, 2019.

## PART 2

# Characteristics of Sexual Assault Victims and Incidents

Sexual victimization and abuse can take on various forms. NIBRS captures information on four unique [sexual assault offense types](#): rape, sodomy, sexual assault with an object, and fondling. Rape, sexual assault with an object, and sodomy offenses form the basis of the official [UCR definition of rape](#) in the United States. NIBRS provides detailed information about the context of sexual assault victimizations, such as the demographic characteristics of victims and offenders, the type of location and time of day during which these victimizations occur, the relationship of the victim to the offender, and the type of weapon or force used by the offender.

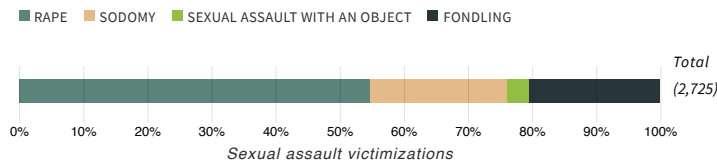
### SEXUAL ASSAULT OFFENSE TYPES

The majority of sexual assault victimizations recorded by Arkansas law enforcement in 2019 consisted of sodomy (21%) and rape (55%).

#### Sexual assault victimizations, by offense type, Arkansas, 2019

*Hover over bars for more detail.*

*Hover over a category in legend to isolate that category.*



Note: See [Methodology](#) for description of [sexual assault offense types](#). Bureau of Justice Statistics, based on data from the Federal Bureau of Investigation, National Incident-Based Reporting System, 2019.

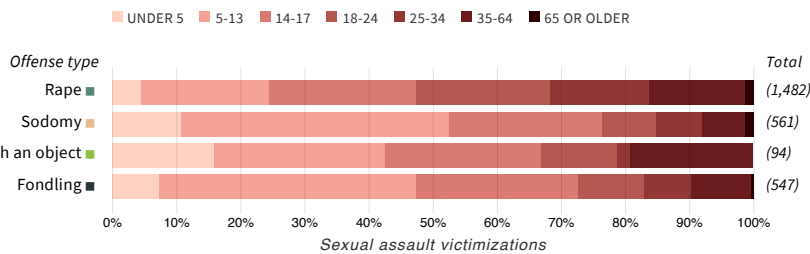
[Download chart data](#)

The age groups with the highest proportion of rapes recorded by law enforcement were victims ages 14 to 17 (23%) and ages 18 to 24 (21%). Approximately 42% of sodomy and 40% of fondling victimizations were committed against victims in one age group—children ages 5 to 13. Cases of fondling against children in this age group accounted for nearly one-tenth (8%) of all sexual assaults recorded in 2019.

#### Sexual assault victimizations, by offense type and victim age, Arkansas, 2019

*Hover over bars for more detail.*

*Hover over a category in legend to isolate that category.*



view chart as:



Percent of offense type



Percent of sexual assault victimizations

Note: Excludes 41 sexual assault victimizations for which victim age is unknown. See [Methodology](#) for description of [sexual assault offense types](#). Bureau of Justice Statistics, based on data from the Federal Bureau of Investigation, National Incident-Based Reporting System, 2019.

[Download chart data](#)

## SEXUAL ASSAULT VICTIMS AND OFFENDERS

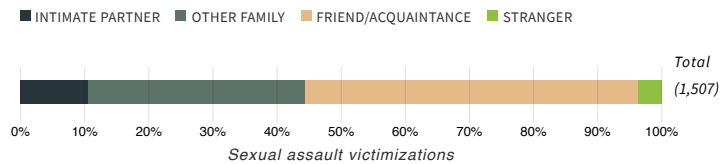
Most sexual assaults recorded by law enforcement were committed by someone the victim knew, typically a friend or acquaintance (52%) or a non-intimate family member (34%).

A small fraction—4%—of sexual assaults were committed by a stranger.

### Sexual assault victimizations, by victim-offender relationship, Arkansas, 2019

Hover over bars for more detail.

Hover over a category in legend to isolate that category.



Note: Excludes 1,218 sexual assault victimizations for which victim-offender relationship is unknown. See [Methodology](#) for description of [victim-offender relationship categories](#).  
Bureau of Justice Statistics, based on data from the Federal Bureau of Investigation, National Incident-Based Reporting System, 2019.

[Download chart data](#)

The majority of sexual assaults were committed against victims ages 5 to 17. Victimization against children ages 5 to 13 accounted for over one-quarter of all sexual assaults recorded by law enforcement, and those against children ages 14 to 17 accounted for nearly one-quarter.

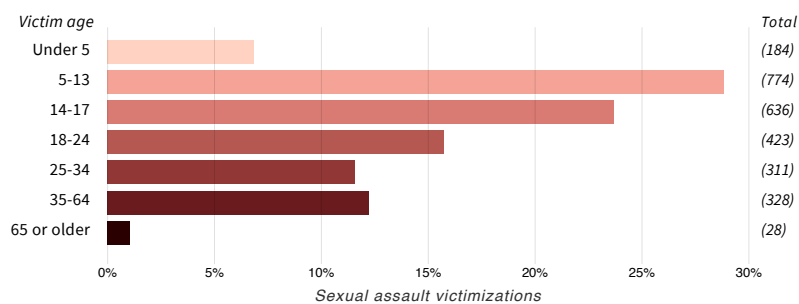
Sexual assaults against children were far less likely to be committed by a stranger than those against victims age 18 or older.

Family members committed nearly three-quarters (72%) of all sexual assaults against young children under age 5 and nearly three-fifths (56%) of those against children ages 5 to 13. Most sexual assaults against victims age 14 or older were committed by friends and acquaintances.

### Sexual assault victimizations, by victim age, Arkansas, 2019

Hover over bars for more detail.

Hover over a category in legend to isolate that category.



Note: Excludes 41 sexual assault victimizations for which victim age is unknown.  
Bureau of Justice Statistics, based on data from the Federal Bureau of Investigation, National Incident-Based Reporting System, 2019.

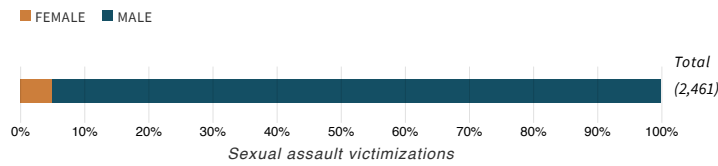
[Download chart data](#)

The overwhelming majority of sexual assaults—95%—were committed by a male offender.

### Sexual assault victimizations, by offender sex, Arkansas, 2019

Hover over bars for more detail.

Hover over a category in legend to isolate that category.



Note: Excludes 264 sexual assault victimizations for which offender sex is unknown.

Bureau of Justice Statistics, based on data from the Federal Bureau of Investigation, National Incident-Based Reporting System, 2019.

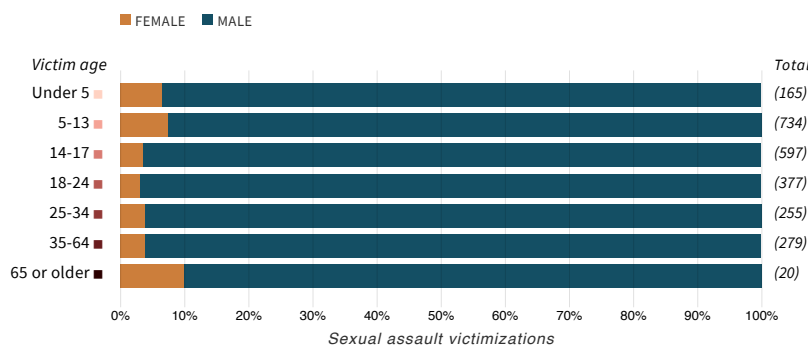
[Download chart data](#)

The portion of sexual assaults committed by a male offender was highest among those against victims ages 18 to 24.

### Sexual assault victimizations, by victim age and offender sex, Arkansas, 2019

Hover over bars for more detail.

Hover over a category in legend to isolate that category.



view chart as:

Percent of victim age

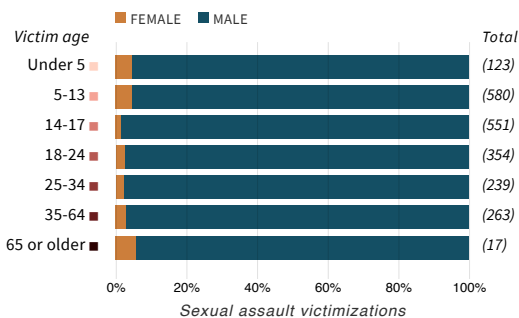
Percent of sexual assault victimizations

Note: Excludes 41 sexual assault victimizations for which victim age is unknown and 264 sexual assault victimizations for which offender sex is unknown.

Bureau of Justice Statistics, based on data from the Federal Bureau of Investigation, National Incident-Based Reporting System, 2019.

[Download chart data](#)

### Sexual assault victimizations of females, by victim age and offender sex, Arkansas, 2019

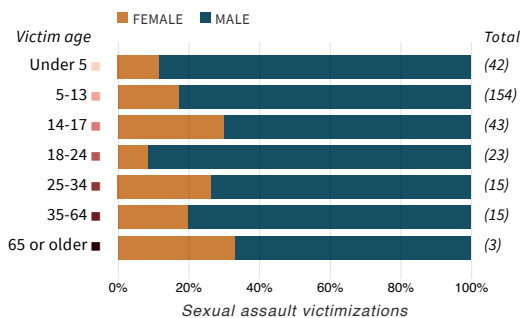


Note: Excludes 23 sexual assault victimizations of females for which victim age is unknown and 223 sexual assault victimizations of females for which offender sex is unknown.

Bureau of Justice Statistics, based on data from the Federal Bureau of Investigation, National Incident-Based Reporting System, 2019.

[Download chart data](#)

### Sexual assault victimizations of males, by victim age and offender sex, Arkansas, 2019



Note: Excludes 3 sexual assault victimizations of males for which victim age is unknown and 38 sexual assault victimizations of males for which offender sex is unknown.

Bureau of Justice Statistics, based on data from the Federal Bureau of Investigation, National Incident-Based Reporting System, 2019.

[Download chart data](#)

## TYPE OF WEAPON AND FORCE USED

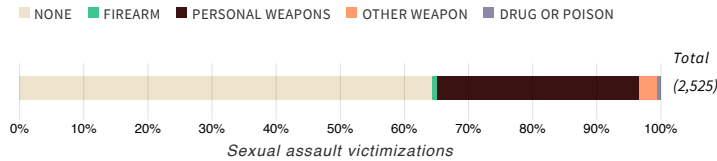
Nearly one-third—32%—of all sexual assaults were committed using personal weapons, such as the offender’s hands, fists, feet, arms, teeth, etc. while two-thirds (65%) involved no weapon or force.

Firearms were rarely used to commit sexual assaults. In Arkansas in 2019, 0.7% of all sexual assaults were committed with a firearm.

### Sexual assault victimizations, by weapon type, Arkansas, 2019

Hover over bars for more detail.

Hover over a category in legend to isolate that category.



Note: Excludes 200 sexual assault victimizations for which weapon type is unknown. See [Methodology](#) for description of [weapon types](#). Bureau of Justice Statistics, based on data from the Federal Bureau of Investigation, National Incident-Based Reporting System, 2019.

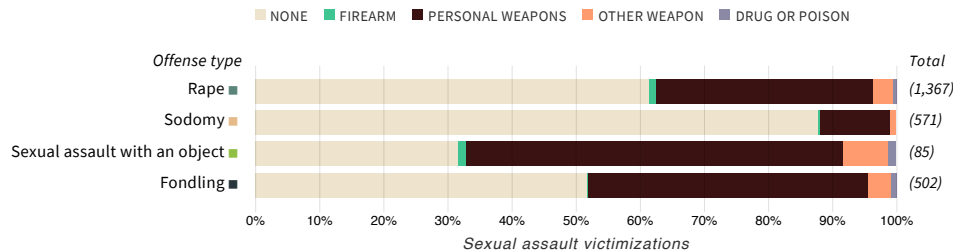
[Download chart data](#)

Firearms were rarely used to commit sexual assaults, regardless of the type of sexual assault committed. A firearm was used in 1.1% of rape offense victimizations and in 0.2%, 1.2%, and 0.2% of victimizations that involved sodomy, sexual assault with an object, or fondling, respectively.

### Sexual assault victimizations, by offense type and weapon type, Arkansas, 2019

Hover over bars for more detail.

Hover over a category in legend to isolate that category.



view chart as:

Percent of offense type

Percent of sexual assault victimizations

Note: Excludes 200 sexual assault victimizations for which weapon type is unknown. See [Methodology](#) for description of [weapon types](#) and [sexual assault offense types](#). Bureau of Justice Statistics, based on data from the Federal Bureau of Investigation, National Incident-Based Reporting System, 2019.

[Download chart data](#)

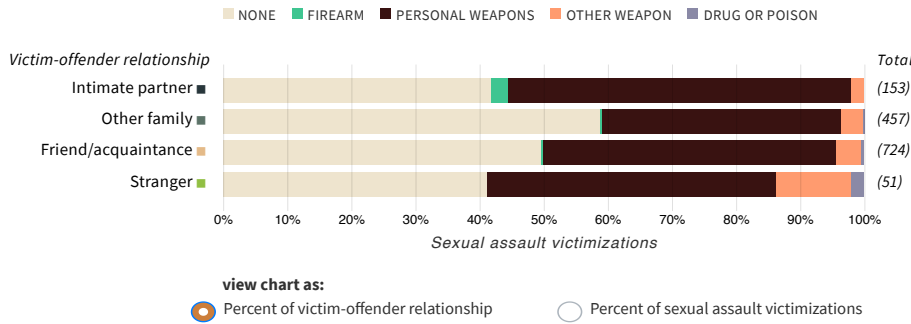
Sex offenders used personal weapons such as hands, fists, feet, arms, teeth, etc. in 37% or more of sexual assault victimizations, regardless of whether the offender was a stranger (45%) or someone the victim knew, such as an acquaintance (46%) or an intimate partner (54%).

In 2019, there were no recorded sexual assault victimizations committed by a stranger armed with a gun.

### Sexual assault victimizations, by victim-offender relationship and weapon type, Arkansas, 2019

Hover over bars for more detail.

Hover over a category in legend to isolate that category.



Note: Excludes 1,218 sexual assault victimizations for which victim-offender relationship is unknown and 200 sexual assault victimizations for which weapon type is unknown.

[Download chart data](#)

Bureau of Justice Statistics, based on data from the Federal Bureau of Investigation, National Incident-Based Reporting System, 2019.

## TIME OF DAY AND LOCATION OF SEXUAL ASSAULTS

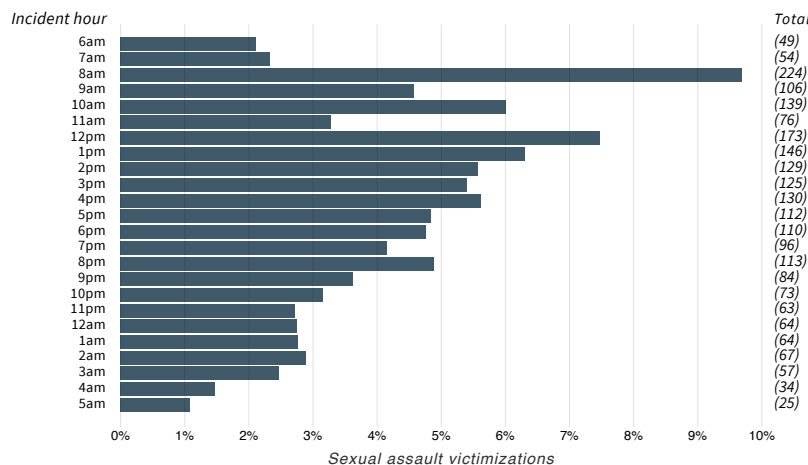
Sexual assault victimizations recorded by law enforcement peaked at 8 a.m.

However, the time of day at which sexual assaults occurred was strongly correlated with victim age. A juvenile was the victim in most sexual assaults that occurred between the daytime hours of 8:00 am and 6:00 pm. Persons age 18 or older were the most common victims of sexual assaults that occurred in the late evening and early morning hours between 11:00 pm and 6:00 am.

### Sexual assault victimizations, by incident time of day, Arkansas, 2019

Hover over bars for more detail.

Hover over a category in legend to isolate that category.



Note: Excludes 293 sexual assault victimizations for which incident hour is unknown. See [Methodology](#) for description of data transformations to values for incident time of day.

[Download chart data](#)

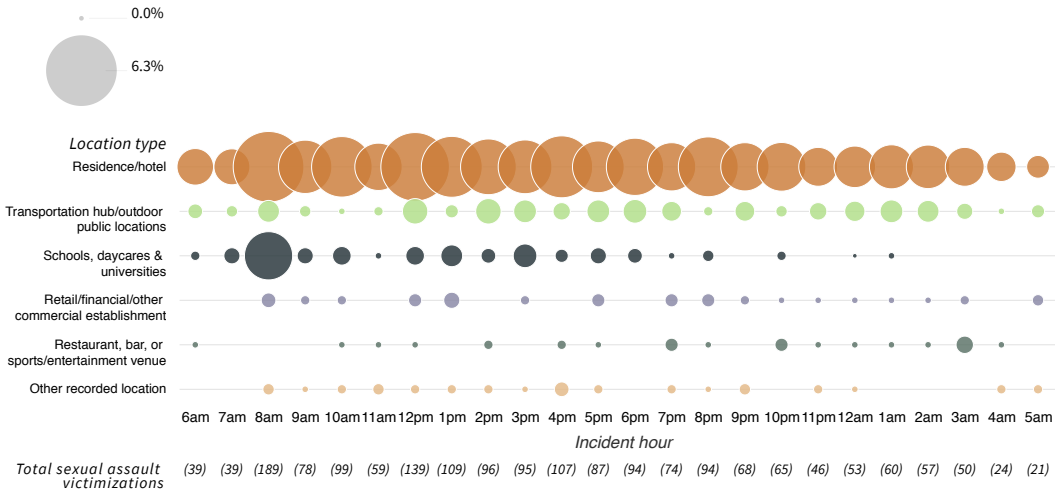
Bureau of Justice Statistics, based on data from the Federal Bureau of Investigation, National Incident-Based Reporting System, 2019.

The majority of sexual assaults were committed in a private location, such as a residence or hotel, regardless of the time of day during which the incident occurred.

### Sexual assault victimizations, by location type and incident time of day, Arkansas, 2019

Hover over circles for more detail.

Circle size represents % out of total number of sexual assault victimizations.



Note: Excludes 293 sexual assault victimizations for which incident hour is unknown and 497 sexual assault victimizations for which location type is unknown. See *Methodology* for description of [data transformations to values for incident time of day](#) and for [location type](#). Bureau of Justice Statistics, based on data from the Federal Bureau of Investigation, National Incident-Based Reporting System, 2019.

[Download chart data](#)

## PART 3 Rates of Sexual Assault Victimization, by Victim Demographics

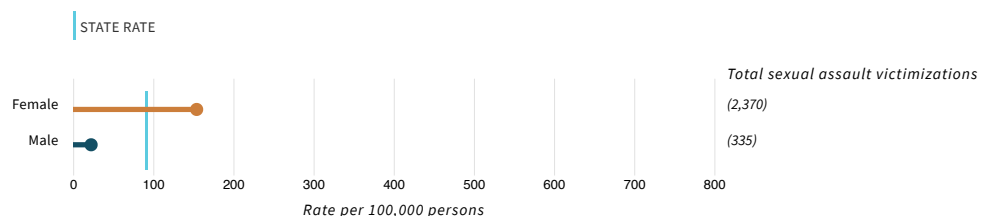
Information on victim characteristics in NIBRS was combined with [U.S. Census population estimates](#) to calculate victimization rates for select demographic groups. The charts below display the overall sexual assault victimization rate for the state and rates for persons grouped by sex, race, and age. When expressed as a rate per 100,000 residents, NIBRS victimization data provides one indicator of the extent to which some demographic groups are at greater risk of sexual assault victimization relative to their share of the state population.

In 2019, there were 90.3 sexual assault victimizations per 100,000 Arkansas residents. The rate was 7 times higher for females (154.3) than for males (22.6).

### Rates of sexual assault victimization, by victim sex, Arkansas, 2019

Hover over bars for more detail.

Hover over a category in legend to isolate that category.



Note: Excludes 20 sexual assault victimizations for which victim sex is unknown. Bureau of Justice Statistics, based on data from the Federal Bureau of Investigation, National Incident-Based Reporting System 2019; and U.S. Census Bureau, Annual Population Estimates Program, 2019.

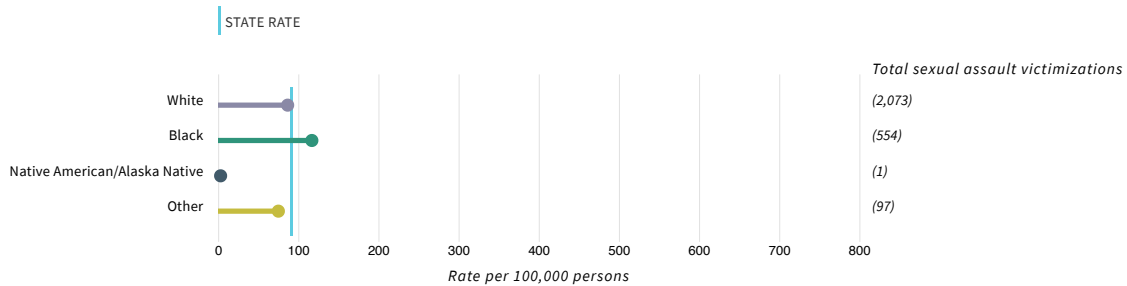
[Download chart data](#)

The rate of sexual assault victimization in Arkansas was 117.1 per 100,000 for blacks, compared to 86.9 for whites, 3.3 for Native Americans/Alaska Natives, and 75.3 for persons of other races.

### Rates of sexual assault victimization, by victim race, Arkansas, 2019

Hover over bars for more detail.

Hover over a category in legend to isolate that category.



Note: "Other" race category includes Asian, Native Hawaiian, Pacific Islander, and cases for which victim race is unknown. See *Methodology* for description of [race categories](#). Bureau of Justice Statistics, based on data from the Federal Bureau of Investigation, National Incident-Based Reporting System 2019; and U.S. Census Bureau, Annual Population Estimates Program, 2019.

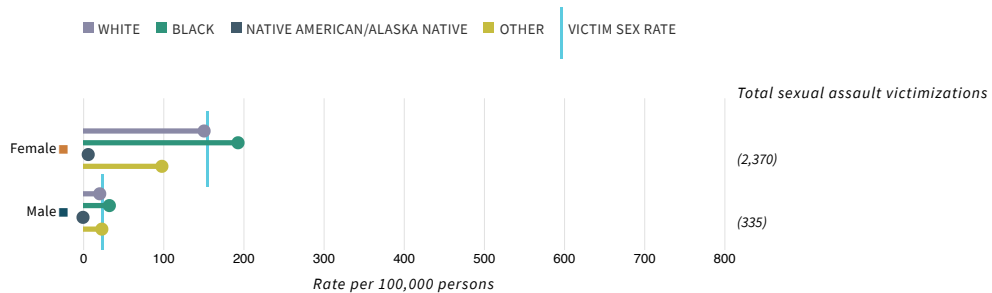
[Download chart data](#)

In Arkansas, black females experienced the highest rate of sexual assault victimization (193.4 per 100,000), about 2 times the overall rate for Arkansas (90.3).

### Rates of sexual assault victimization, by victim sex and victim race, Arkansas, 2019

Hover over bars for more detail.

Hover over a category in legend to isolate that category.



Note: Excludes 20 sexual assault victimizations for which victim sex is unknown. "Other" race category includes Asian, Native Hawaiian, Pacific Islander, and cases for which victim race is unknown. See *Methodology* for description of [race categories](#). Bureau of Justice Statistics, based on data from the Federal Bureau of Investigation, National Incident-Based Reporting System 2019; and U.S. Census Bureau, Annual Population Estimates Program, 2019.

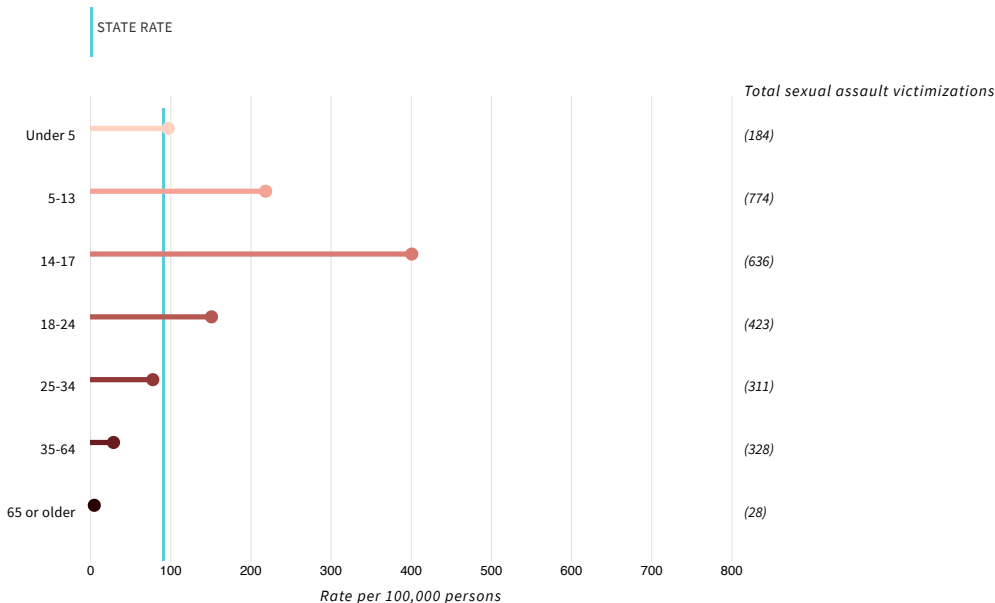
[Download chart data](#)

Teens ages 14 to 17 experienced the highest rate of sexual assault victimization, compared to other age groups. In 2019, police recorded an estimated 636 sexual assaults against persons ages 14 to 17 (401.4 per 100,000), a rate 4 times higher than the overall rate (90.3) for Arkansas.

The rate of sexual assault victimization for females ages 14 to 17 (753.4 per 100,000) was 12 times higher than the rate for boys in this same age group (62.8 per 100,000) and 8 times higher than the overall rate for Arkansas (90.3).

**Rates of sexual assault victimization, by victim age, Arkansas, 2019**

*Hover over bars for more detail.  
 Hover over a category in legend to isolate that category.*



Note: Excludes 41 sexual assault victimizations for which victim age is unknown.  
 Bureau of Justice Statistics, based on data from the Federal Bureau of Investigation, National Incident-Based Reporting System 2019; and U.S. Census Bureau, Annual Population Estimates Program, 2019.

[Download chart data](#)

## PART 4

# Clearance and Arrest

---

NIBRS is the only source of incident-based crime data that also provides information about whether sexual assault incidents are cleared and whether law enforcement agencies make an arrest. NIBRS also allows users to examine whether police [clearance](#) and arrest outcomes vary according to attributes of the [incident](#), such as the type of sexual assault(s) committed, whether the victim and offender were strangers, whether a weapon was used, and the time of day and location of the incident.

The result is a detailed picture of law enforcement handling of sexual assault incidents that come to their attention. For each sexual assault recorded by law enforcement, NIBRS captures information on whether the incident was cleared and whether the incident was cleared by arrest or by [exceptional means](#). Sexual assault incidents that are cleared by exceptional means are considered solved for administrative purposes but do not result in an arrest or in the prosecution of the offender(s).

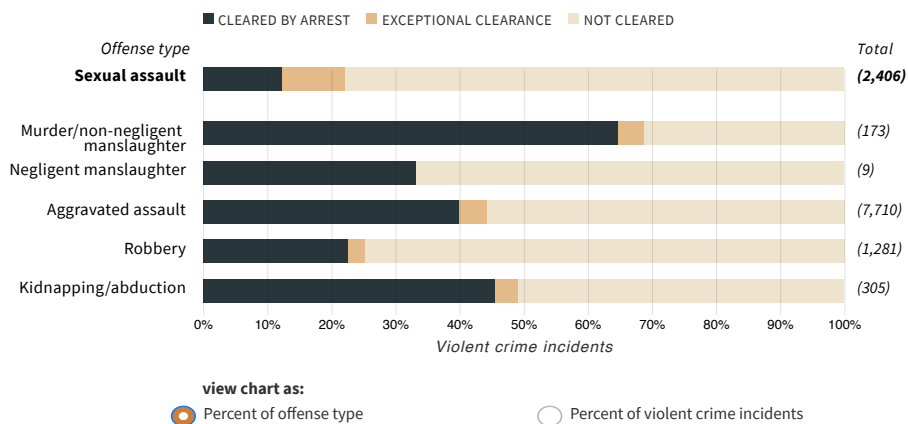
At least 40% of murder/non-negligent manslaughter, aggravated assault, or kidnapping incidents resulted in an arrest. For sexual assault incidents, 12% resulted in an arrest.

[Under certain circumstances](#), law enforcement agencies may clear an incident by exceptional means rather than arrest. While the incident is still considered cleared, the clearance does not result in the arrest or conviction of an offender. In Arkansas, the exceptional clearance rate for sexual assaults was 10%, compared to 3% for robberies, 4% for aggravated assaults, and 4% for kidnappings.

### Violent crime incidents that were cleared by arrest, cleared by exceptional means, or not cleared, by offense type, Arkansas, 2019

*Hover over bars for more detail.*

*Hover over a category in legend to isolate that category.*



Note: See [Methodology](#) for descriptions of [cleared](#), [cleared by arrest](#), and [exceptional clearance](#).  
 Bureau of Justice Statistics, based on data from the Federal Bureau of Investigation, National Incident-Based Reporting System, 2019.

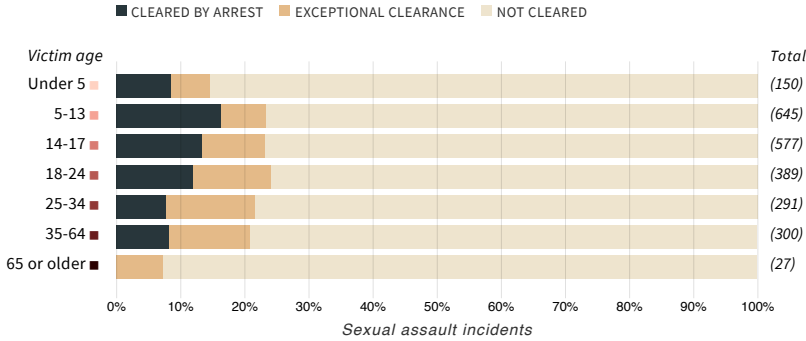
[Download chart data](#)

For every age category, at least 76% of sexual assault incidents were not cleared by law enforcement. Sexual assault incidents involving victims ages 5 to 13 had the highest percentage of incidents resulting in an arrest.

**Sexual assault incidents that were cleared by arrest, cleared by exceptional means, or not cleared, by victim age, Arkansas, 2019**

Hover over bars for more detail.

Hover over a category in legend to isolate that category.



view chart as:  
 Percent of victim age  
 Percent of sexual assault incidents

Note: Excludes 27 sexual assault incidents for which victim age is unknown. See *Methodology* for descriptions of [cleared](#), [cleared by arrest](#), and [exceptional clearance](#).  
 Bureau of Justice Statistics, based on data from the Federal Bureau of Investigation, National Incident-Based Reporting System, 2019.

[Download chart data](#)

[Data tables \(zip format ≈ 45kb\)](#)  
[Report \(PDF format ≈ 1.5mb\)](#)

[Methodology](#)

**View downloadable files by state:**

[AR](#) [CO](#) [CT](#) [DE](#) [IA](#) [ID](#) [KS](#) [KY](#) [MI](#) [MT](#) [ND](#) [NH](#) [OR](#) [RI](#) [SC](#) [SD](#) [TN](#) [VA](#) [VT](#) [WA](#) [WV](#)