

SUMMARY OF
FAMILY VIOLENCE ARREST
INCIDENTS IN CONNECTICUT
1987-1997

178404



State of Connecticut
Office of Policy and Management
Statistical Analysis Center
September 1998

178404

Connecticut's Family Violence Reporting Program

Summary of Incidents Involving Arrest

1987 - 1997

Connecticut's "Family Violence Prevention and Response Act of 1986" made arrest mandatory for family violence cases and created the Family Violence Reporting Program. Each law enforcement officer in the state must fill out a reporting form (SP-230-C) when making a family violence arrest. The arrest must meet the definition of family member and be for an offense that involves violence or the immediate threat of violence. One copy of the reporting form is sent to the Crimes Analysis Unit of the Department of Public Safety (the same unit which manages the state Uniform Crime Reporting Program), and one copy is sent to the appropriate prosecutor. Summary data are published annually in Uniform Crime Reports, Crime in Connecticut Annual Report. The data used in this report were obtained from published copies of those reports for the years 1987 through 1997.

In addition to case identification data and basic demographic data on the offender(s) and victim(s), other reported information includes: the victim offender relationship, presence or involvement of children, town of offense, date and time of offense, most serious offense committed, use of a weapon, extent of injury, existence of a prior court order, and the involvement of liquor or drugs. These data are summarized in the remainder of this report. A one-page summary of the highlights can be found on page 13. Definitions necessary for interpreting the data can be found on page 14. A copy of the data collection form is on page 15.

Before 1986, family violence cases were rarely identified within the criminal justice system. Since data on the identification and handling of family violence cases prior to the 1986 legislation was practically non-existent, the data created through the Family Violence Reporting Program has become a valuable asset to all three branches of government in assessing and analyzing the problem of family violence in Connecticut.

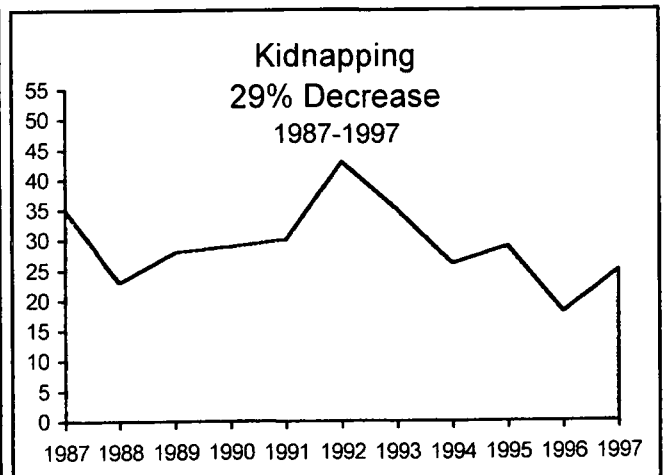
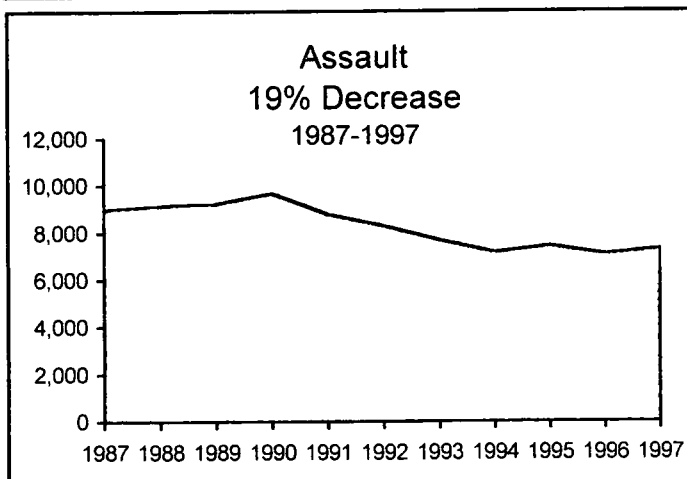
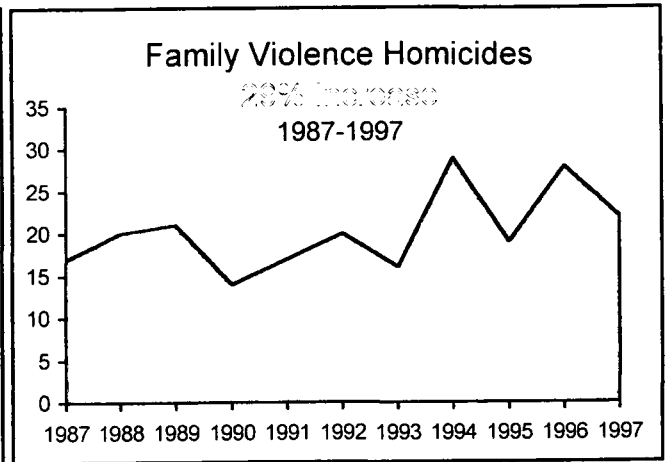
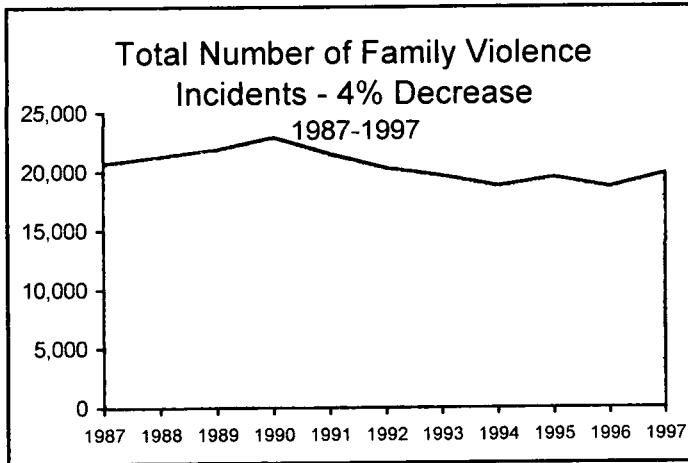
Connecticut has incorporated the components of the Family Violence Reporting Program into the CT-NIBRS reporting program. Connecticut's law enforcement agencies are currently in the process of converting from summary-based crime reporting (UCR) to incident-based reporting (NIBRS). Approximately thirty of Connecticut's 99 law enforcement agencies are currently collecting CT NIBRS data. Once incident based reporting is fully implemented, data will be available in much greater detail for 22 major crimes. Family violence cases will be identifiable by a family violence indicator, as well as by relationship of the victim to the offender, permitting greater flexibility in data analysis.

PROPERTY OF
National Criminal Justice Reference Service (NCJRS)
Box 6000
Rockville, MD 20849-6000

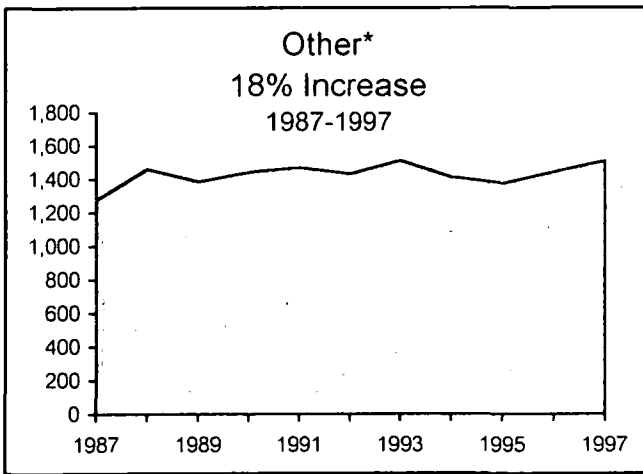
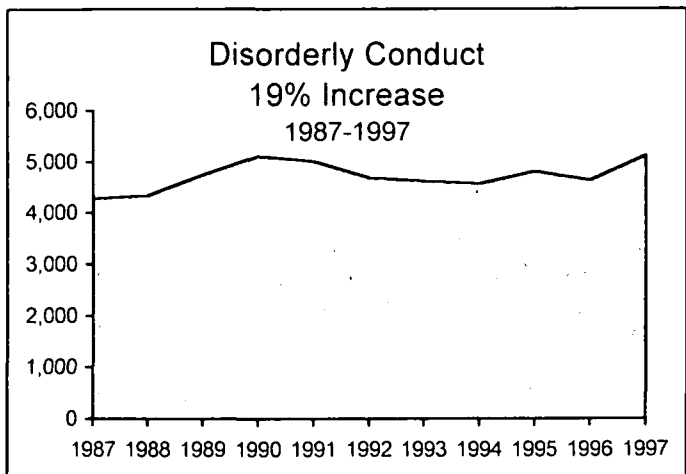
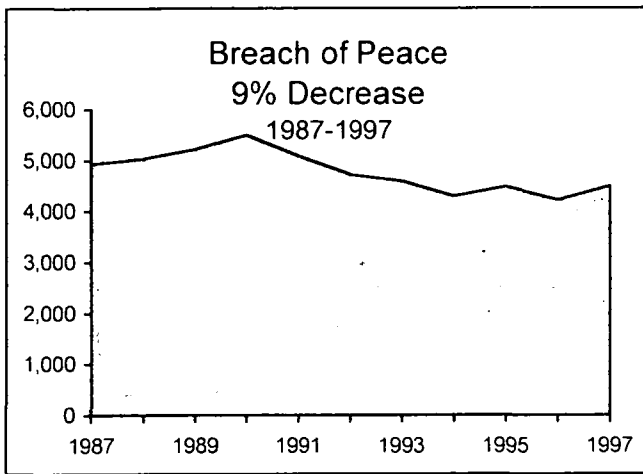
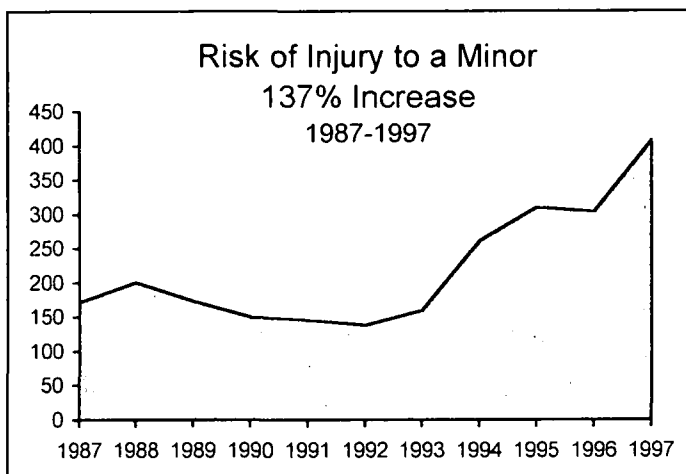
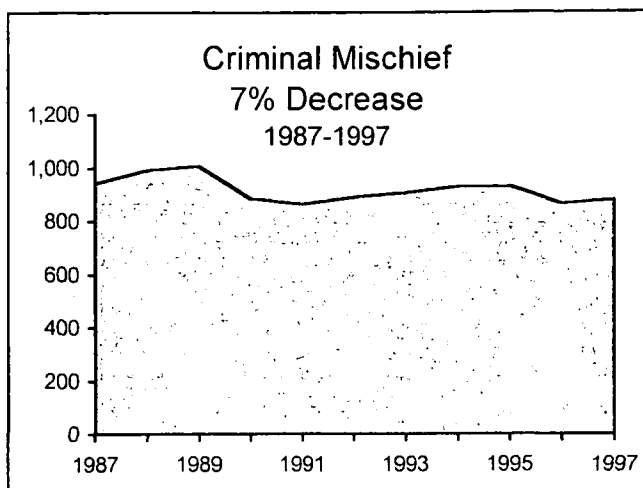
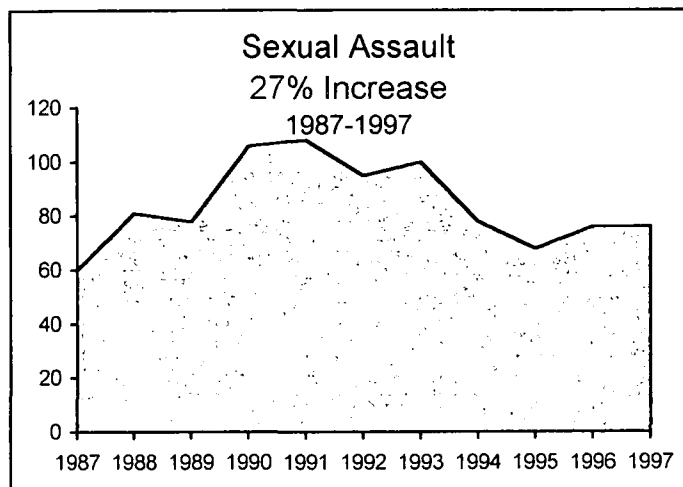
Family Violence Arrest Incidents By Most Serious Offense

Note: An occurrence of family violence, in which one or more arrests have been made, is a family violence arrest incident. One incident is counted for each report submitted by a law enforcement agency, regardless of the number of arrests, offenders, or victims involved. Family violence calls for service which do not result in an arrest, are not reported and are not included in these data. In cases involving more than one offense, the case will be identified by most serious offense. The hierarchy of seriousness is evident in the following table, with the most serious offense, homicide, at the top and the least serious at the bottom.

Family Violence Incidents	1987	1988	1989	1990	1991	1992	1993	1994	1995	1996	1997
Homicide	17	20	21	14	17	20	16	29	19	28	22
Assault	8,978	9,140	9,242	9,679	8,788	8,305	7,680	7,165	7,451	7,073	7,305
Kidnapping	35	23	28	29	30	43	35	26	29	18	25
Sexual Assault	60	81	78	106	108	95	100	78	68	76	76
Criminal Mischief	944	992	1,007	884	864	890	907	928	932	866	879
Risk of Injury to a Minor	172	201	174	150	146	138	160	261	310	303	408
Breach of Peace	4,928	5,037	5,228	5,497	5,086	4,716	4,600	4,296	4,482	4,212	4,490
Disorderly Conduct	4,284	4,339	4,745	5,109	5,013	4,683	4,618	4,575	4,802	4,634	5,117
Other	1,277	1,460	1,386	1,444	1,468	1,432	1,513	1,410	1,374	1,443	1,508
Total	20,695	21,293	21,909	22,912	21,520	20,322	19,629	18,768	19,467	18,653	19,830



Family Violence Arrest Incidents By Most Serious Offense



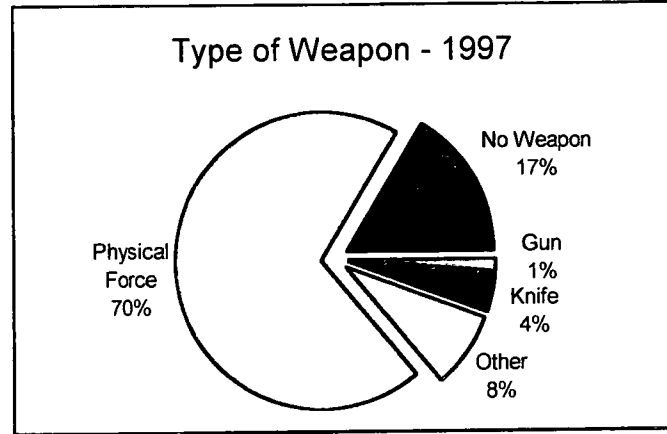
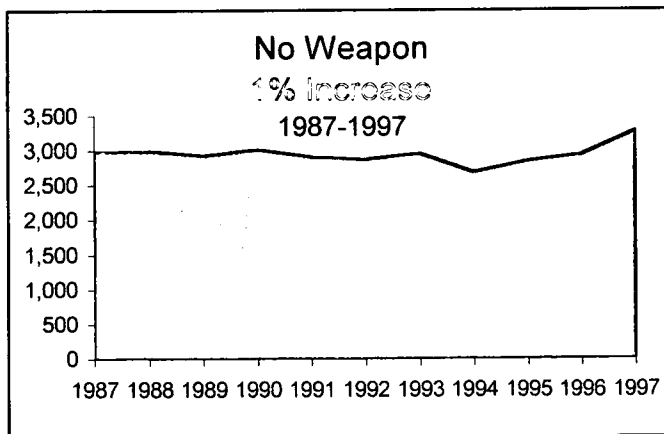
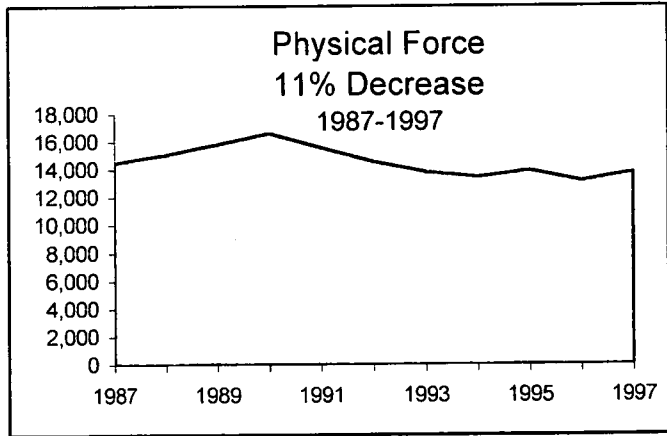
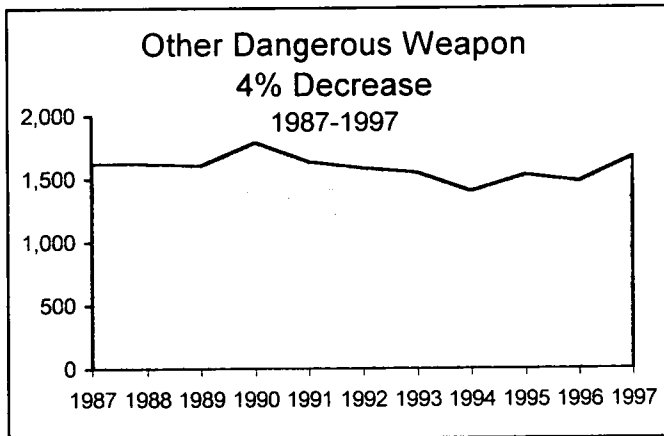
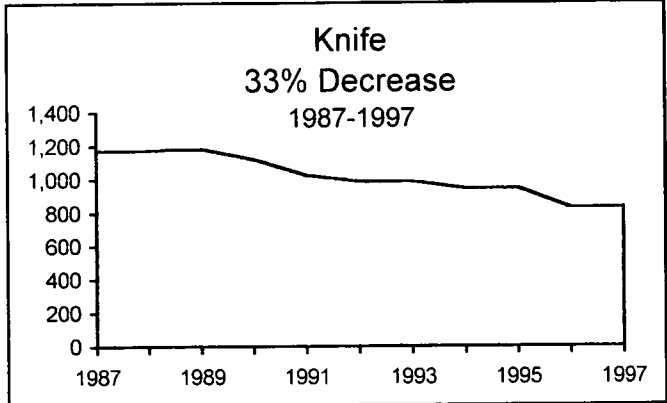
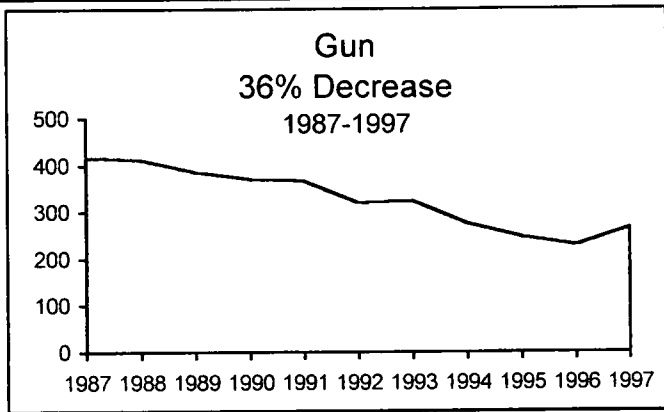
One incident is counted for each report submitted by a law enforcement agency, regardless of the number of arrests, offenders or victims involved.

*The offense category "Other" includes all other offenses which involve violence or the immediate threat of violence.

Family Violence Arrest Incidents

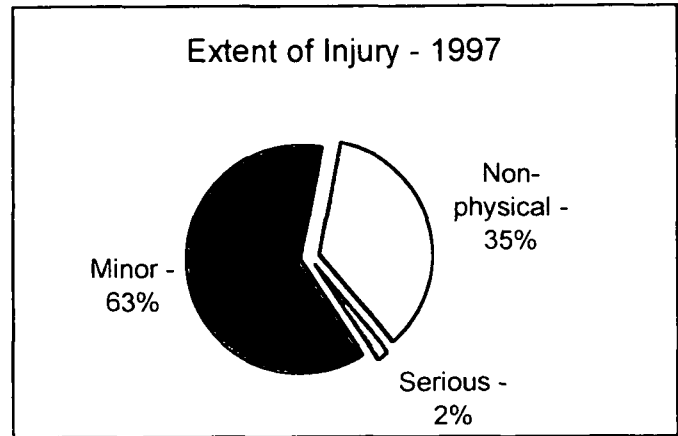
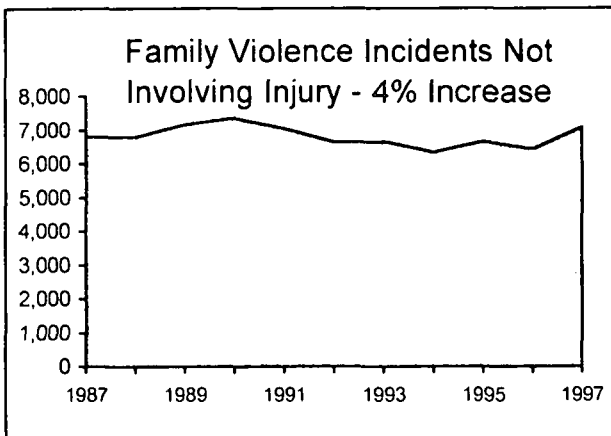
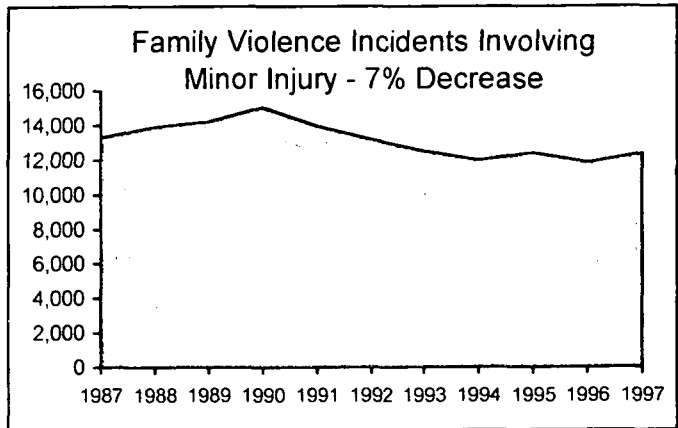
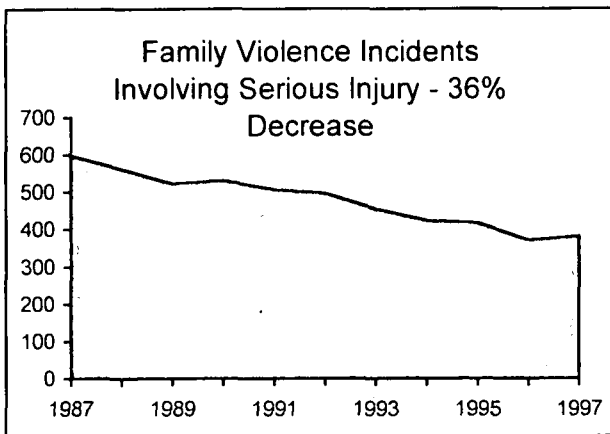
Type of Weapon Used

Weapon	1987	1988	1989	1990	1991	1992	1993	1994	1995	1996	1997
Gun	417	412	386	370	366	319	324	275	247	229	266
%	2%	2%	2%	2%	2%	2%	2%	1%	1%	1%	1%
Knife	1,172	1,177	1,183	1,122	1,024	989	986	945	950	830	834
%	6%	6%	5%	5%	5%	5%	5%	5%	5%	4%	4%
Other	1,624	1,623	1,605	1,792	1,640	1,585	1,552	1,402	1,531	1,478	1,676
%	8%	8%	7%	8%	8%	8%	8%	7%	8%	8%	8%
Physical Force	14,497	15,092	15,805	16,619	15,583	14,562	13,809	13,461	13,897	13,178	13,780
%	70%	71%	72%	73%	72%	72%	70%	72%	71%	71%	69%
No Weapon	2,985	2,989	2,930	3,009	2,907	2,867	2,958	2,685	2,842	2,938	3,274
%	14%	14%	13%	13%	14%	14%	15%	14%	15%	16%	17%
Total	20,695	21,293	21,909	22,912	21,520	20,322	19,629	18,768	19,467	18,653	19,830



Family Violence Arrest Incidents Extent of Injury

	1987	1988	1989	1990	1991	1992	1993	1994	1995	1996	1997
Serious	598	563	522	532	507	497	456	424	418	371	381
%	3%	3%	2%	2%	2%	2%	2%	2%	2%	2%	2%
Minor	13,295	13,938	14,217	15,034	13,973	13,175	12,506	11,998	12,388	11,843	12,355
%	64%	65%	65%	66%	65%	65%	64%	64%	64%	63%	62%
Non-physical or no injury	6,802	6,792	7,170	7,346	7,040	6,650	6,667	6,346	6,661	6,439	7,094
%	33%	32%	33%	32%	33%	33%	34%	34%	34%	35%	36%
Total	20,695	21,293	21,909	22,912	21,520	20,322	19,629	18,768	19,467	18,653	19,830



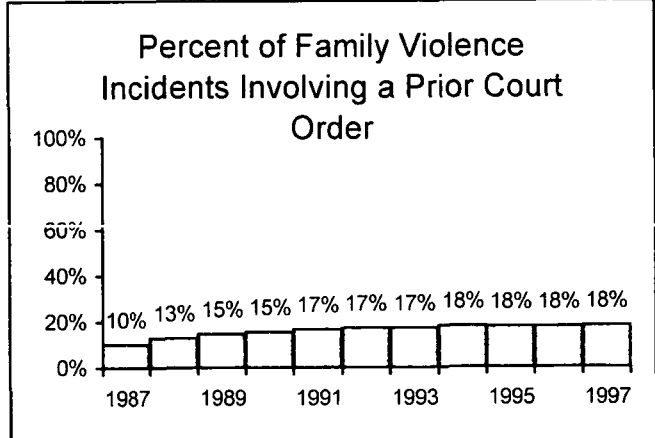
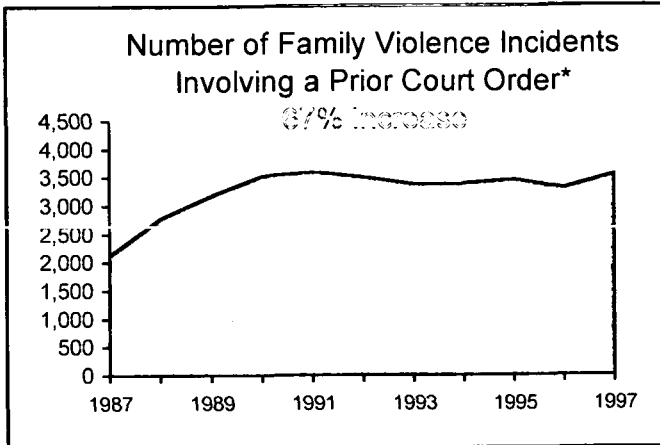
Serious physical injuries decreased 36% between 1987 and 1997, dropping from 598 or 3% of the total number of arrest incidents in 1987 to 381 or 2% of the total number of arrest incidents in 1997.

Only minor injuries were involved in 62% of arrest incidents in 1997. This represents a slight drop from the 64% involving minor injuries in 1987.

More than one third of the arrest incidents involved no physical injuries. These incidents include such offenses as threats or destruction of property.

Family Violence Arrest Incidents History of Prior Court Order

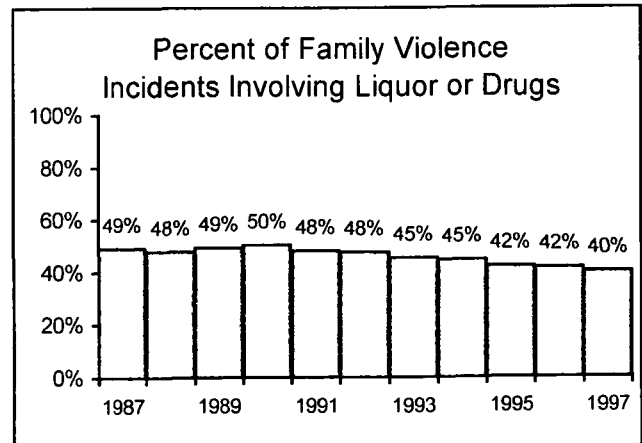
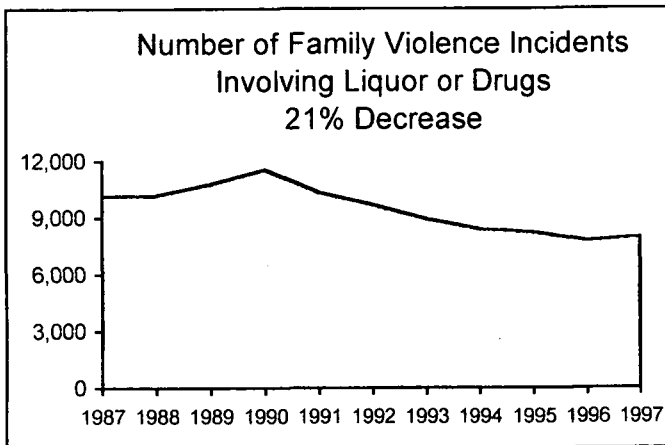
Prior Court Order*	1987	1988	1989	1990	1991	1992	1993	1994	1995	1996	1997
Yes	2,125	2,777	3,186	3,527	3,599	3,507	3,381	3,389	3,460	3,304	3,553
%	10%	13%	15%	15%	17%	17%	17%	18%	18%	18%	18%
No/Unknown	18,570	18,516	18,723	19,385	17,921	16,815	16,248	15,375	16,007	15,349	16,277
Total	20,695	21,293	21,909	22,912	21,520	20,322	19,629	18,764	19,467	18,653	19,830



*Prior court order refers to either a criminal protective order issued after a previous arrest and arraignment, or a civil restraining order. This information is a yes or no choice (item 19 on the data collection form) and is based upon the officer's knowledge at the time the report was completed.

Involvement of Liquor or Drugs

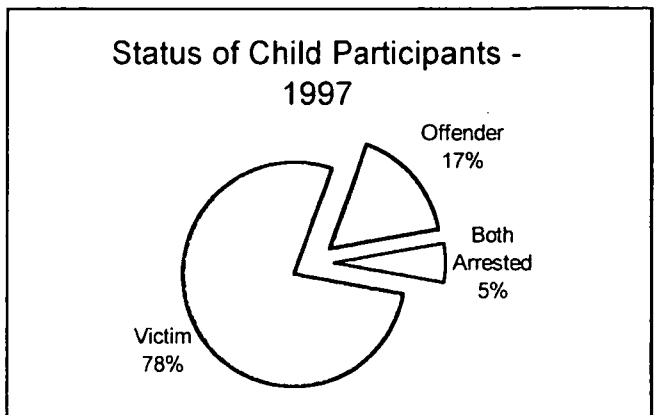
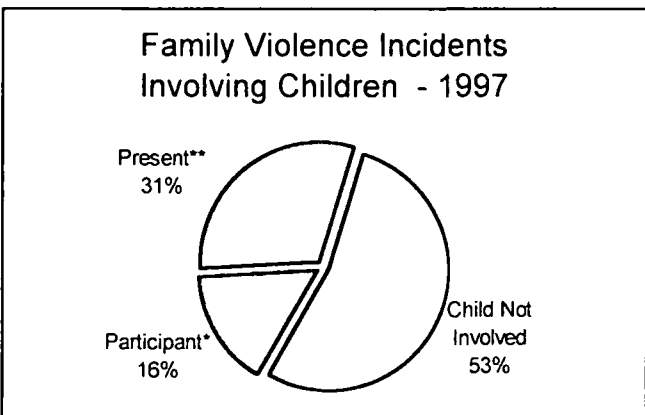
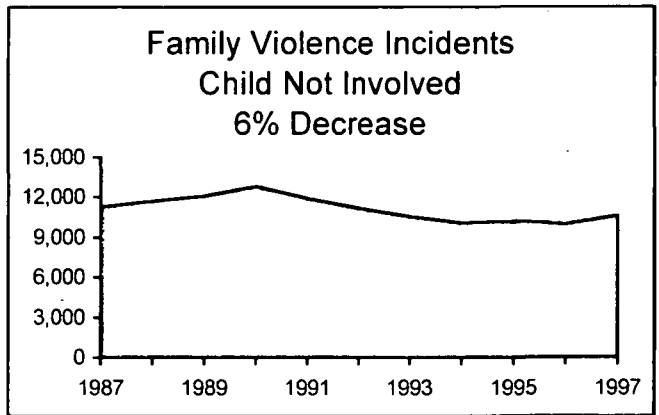
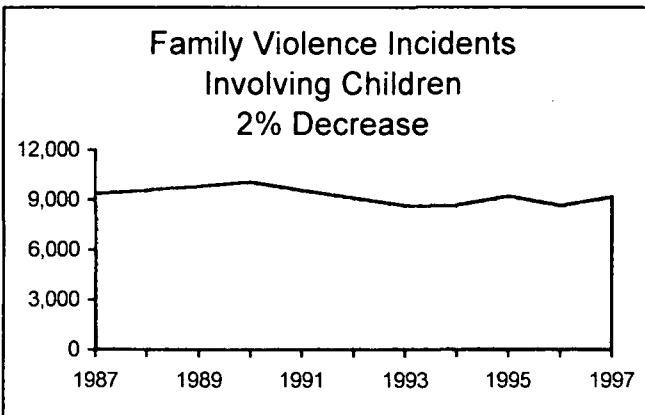
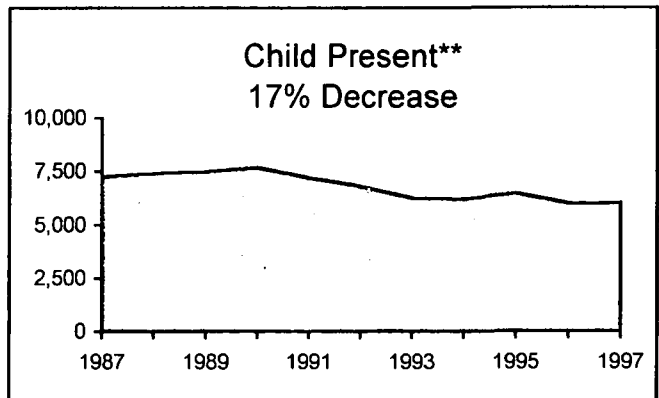
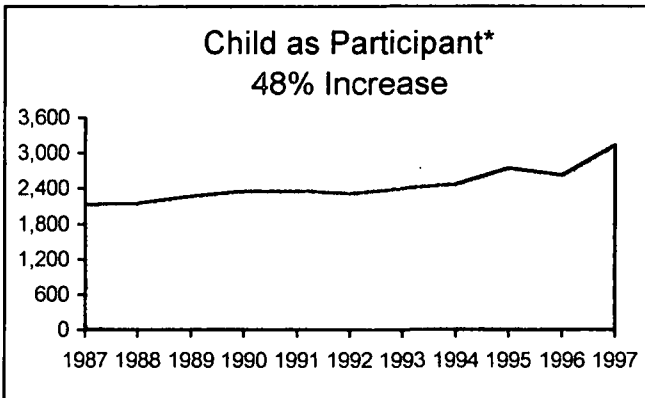
Involvement of Liquor or Drugs	1987	1988	1989	1990	1991	1992	1993	1994	1995	1996	1997
Yes	10,155	10,221	10,793	11,558	10,337	9,687	8,919	8,375	8,191	7,760	7,979
%	49%	48%	49%	50%	48%	48%	45%	45%	42%	42%	40%
No/Unknown	10,540	11,072	11,116	11,354	11,183	10,635	10,710	10,393	11,276	10,893	11,851
Total	20,695	21,293	21,909	22,912	21,520	20,322	19,629	18,768	19,467	18,653	19,830



Information regarding the involvement of liquor or drugs is a yes or no choice (item 18 on the data collection form) and is based upon the officer's observation at the time of the incident.

Family Violence Arrest Incidents Involvement of Children

Involvement of Children	1987	1988	1989	1990	1991	1992	1993	1994	1995	1996	1997
Participant*	2,132	2,151	2,278	2,360	2,367	2,317	2,409	2,485	2,747	2,637	3,145
%	10%	10%	10%	10%	11%	11%	12%	13%	14%	14%	16%
Present**	7,264	7,410	7,515	7,698	7,209	6,808	6,262	6,209	6,473	6,000	6,049
%	35%	35%	34%	34%	33%	34%	32%	33%	33%	32%	31%
Total Involved	9,396	9,561	9,793	10,058	9,576	9,125	8,671	8,694	9,220	8,637	9,194
%	45%	45%	45%	44%	44%	45%	44%	46%	47%	46%	46%
Child Not Involved	11,299	11,732	12,116	12,854	11,944	11,197	10,598	10,074	10,247	10,016	10,636
%	55%	55%	55%	56%	56%	55%	54%	54%	53%	54%	54%
Total Incidents	20,695	21,293	21,909	22,912	21,520	20,322	19,629	18,768	19,467	18,653	19,830



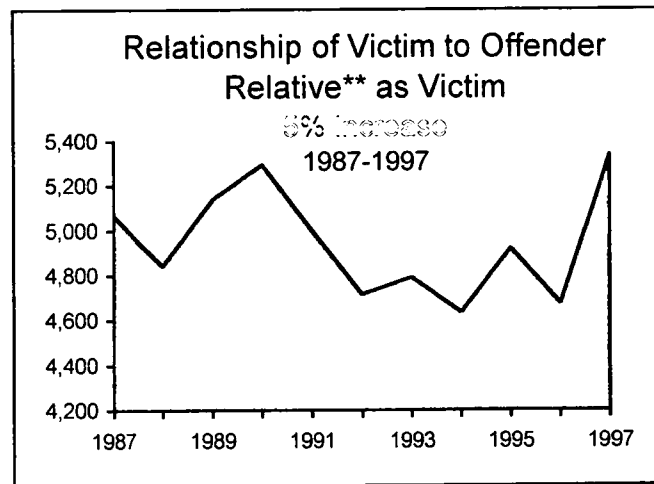
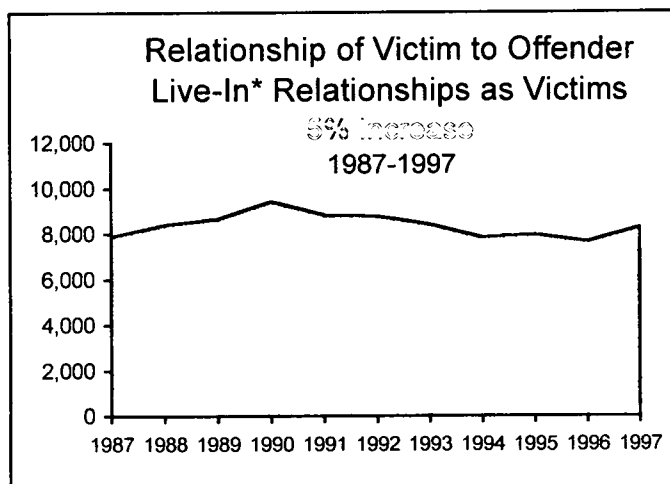
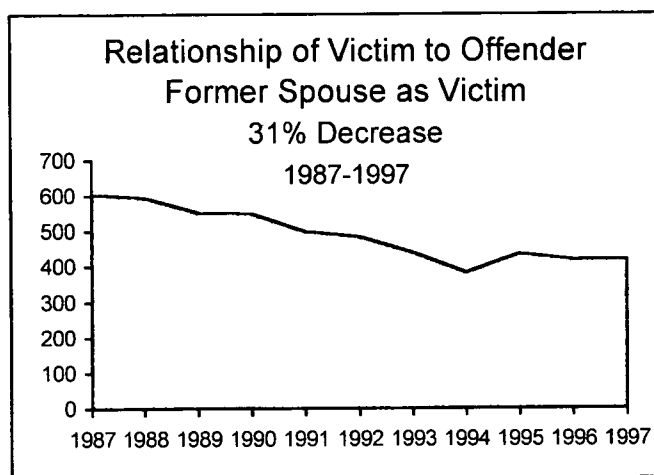
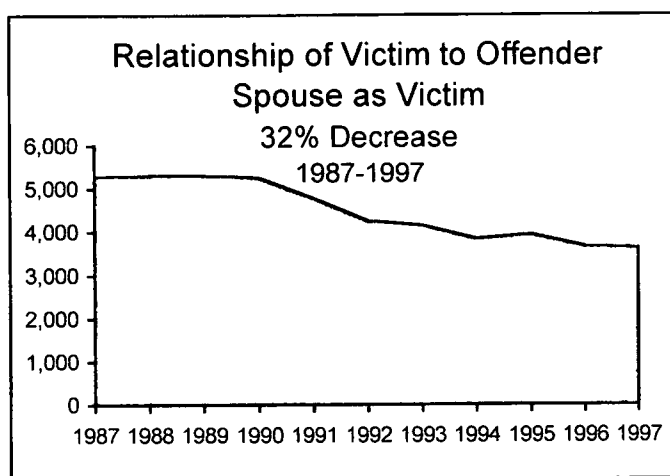
*Child(ren) directly involved as offender(s), victim(s), or both.

**Child(ren) present but not involved as direct participants

Family Violence Arrest Incidents Relationship of Victim to Offender

Relationship	1987	1988	1989	1990	1991	1992	1993	1994	1995	1996	1997
Spouse	5,291	5,321	5,310	5,259	4,785	4,264	4,156	3,840	3,943	3,666	3,622
%	28%	28%	27%	26%	25%	23%	23%	23%	23%	22%	21%
Former Spouse	603	594	553	549	499	485	438	383	436	419	419
%	3%	3%	3%	3%	3%	3%	2%	2%	3%	3%	2%
Live-In*	7,895	8,390	8,639	9,419	8,817	8,771	8,391	7,843	7,957	7,631	8,258
%	42%	44%	44%	46%	46%	48%	47%	47%	46%	47%	47%
Relative**	5,069	4,844	5,140	5,296	5,001	4,715	4,790	4,636	4,920	4,677	5,338
%	27%	25%	26%	26%	26%	26%	27%	28%	29%	29%	30%
Total*	18,858	19,149	19,642	20,523	19,102	18,235	17,775	16,702	17,256	16,393	17,637

The total indicated here does not include victims who were participants in a dual arrest incident.

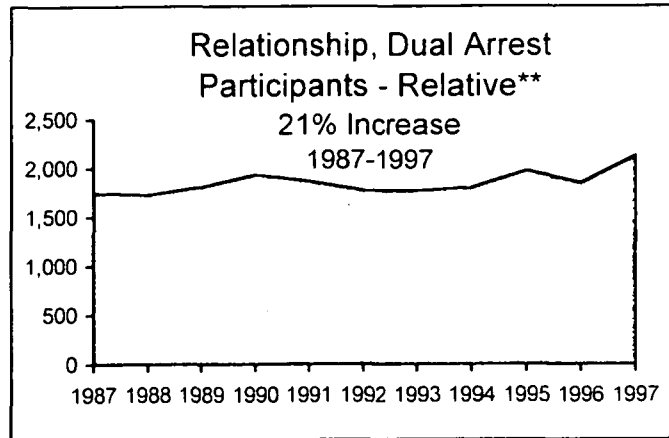
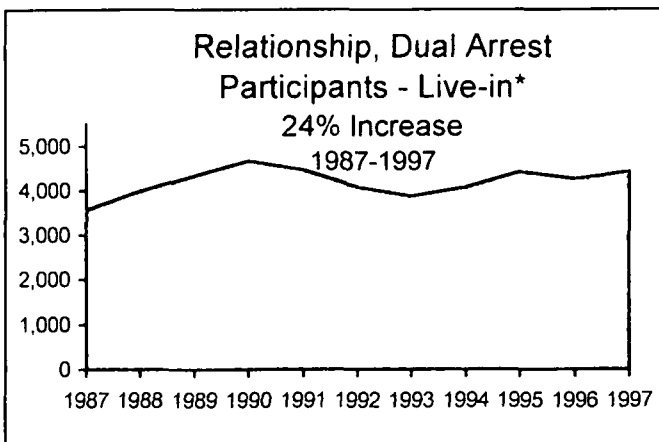
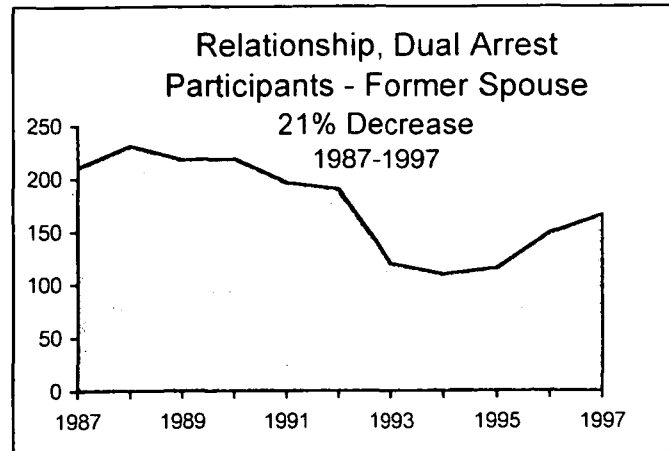
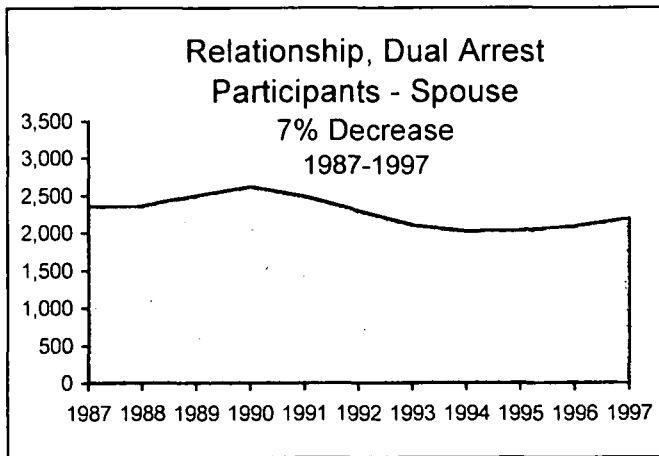


*Live-in refers to persons presently residing together or who have resided together in the past and persons who share a child in common, regardless of living arrangements.

Family Violence Arrest Incidents Relationship Among Dual Arrest Participants

Relationship Dual Arrest	1987	1988	1989	1990	1991	1992	1993	1994	1995	1996	1997
Spouse	2,361	2,372	2,504	2,631	2,501	2,301	2,114	2,024	2,041	2,098	2,200
%	30%	28%	28%	28%	28%	28%	27%	25%	24%	25%	25%
Former Spouse	211	231	218	219	196	190	120	110	116	149	166
%	3%	3%	2%	2%	2%	2%	2%	1%	1%	2%	2%
Live-In*	3,584	3,994	4,347	4,677	4,481	4,080	3,884	4,086	4,438	4,276	4,428
%	45%	48%	49%	49%	50%	49%	49%	51%	52%	51%	50%
Relative**	1,751	1,732	1,809	1,934	1,869	1,778	1,768	1,804	1,971	1,851	2,122
%	22%	21%	20%	20%	21%	21%	22%	22%	23%	22%	24%
Total	7,907	8,329	8,878	9,461	9,047	8,349	7,886	8,024	8,566	8,374	8,916

Total indicates only those who were involved in a dual arrest incident. For further clarification, see the definition of "Both (All) People Arrested" on page 13.

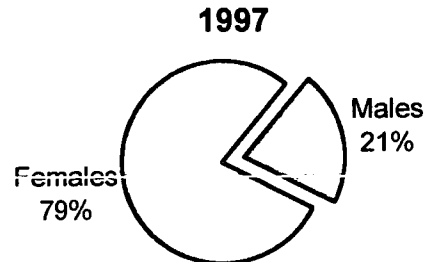
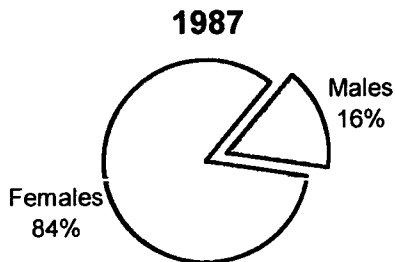


**For a clarification of relative, please refer to the definitions "Family or Household Member" and "Relative" on page 13.

Family Violence Arrest Incidents Gender of Participants

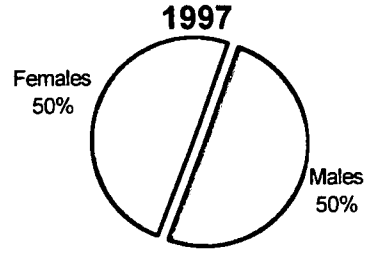
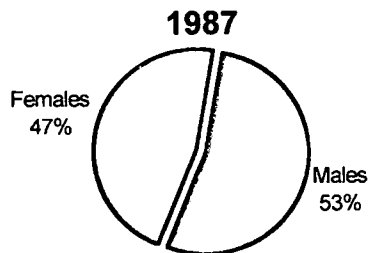
Victims by Gender

	1987	1988	1989	1990	1991	1992	1993	1994	1995	1996	1997
Males	3,110	3,107	3,280	3,617	3,503	3,292	3,482	3,317	3,547	3,363	3,777
%	16%	16%	17%	18%	18%	18%	20%	20%	21%	21%	21%
Females	15,748	16,042	16,362	16,906	15,599	14,943	14,292	13,385	13,709	13,030	13,860
%	84%	84%	83%	82%	82%	82%	80%	80%	79%	79%	79%
Total	18,858	19,149	19,642	20,523	19,102	18,235	17,774	16,702	17,256	16,393	17,637



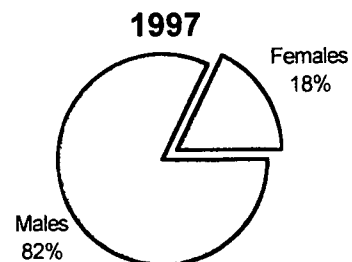
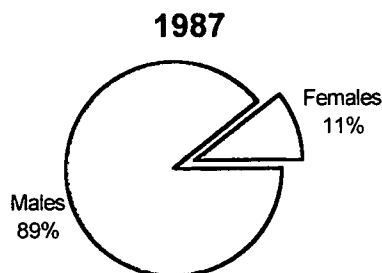
Dual Arrest Participants by Gender

	1987	1988	1989	1990	1991	1992	1993	1994	1995	1996	1997
Males	4,217	4,390	4,723	5,024	4,734	4,345	4,052	4,115	4,379	4,275	4,475
%	53%	53%	53%	53%	52%	52%	51%	51%	51%	51%	50%
Females	3,690	3,939	4,155	4,437	4,313	4,004	3,834	3,909	4,187	4,099	4,441
%	47%	47%	47%	47%	48%	48%	49%	49%	49%	49%	50%
Total	7,907	8,329	8,878	9,461	9,047	8,349	7,886	8,024	8,566	8,374	8,916



Offenders by Gender

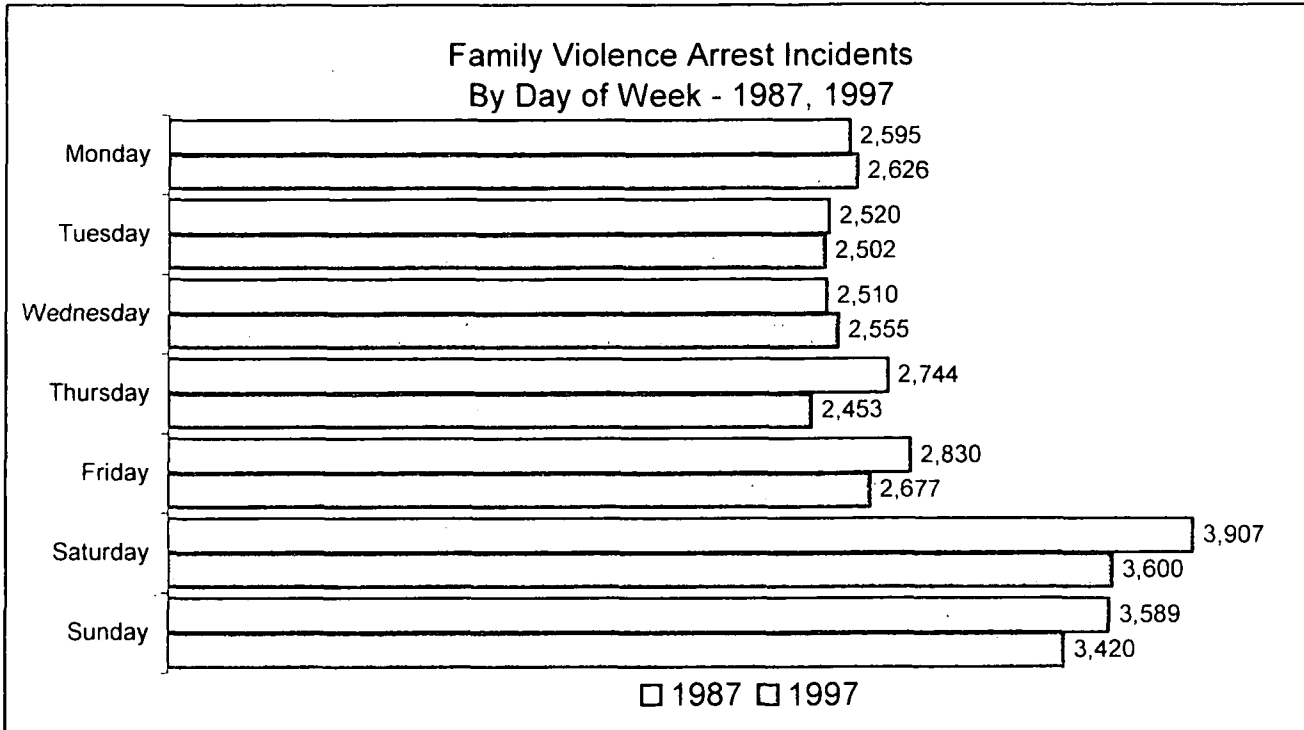
	1987	1988	1989	1990	1991	1992	1993	1994	1995	1996	1997
Males	15,408	15,644	15,871	16,353	15,144	14,326	13,714	12,812	12,990	12,358	12,947
%	89%	89%	89%	88%	87%	87%	86%	85%	83%	84%	82%
Females	1,809	1,890	2,057	2,260	2,244	2,175	2,314	2,271	2,569	2,418	2,794
%	11%	11%	11%	12%	13%	13%	14%	15%	17%	16%	18%
Total	17,217	17,534	17,928	18,613	17,388	16,501	16,028	15,083	15,559	14,776	15,741



Family Violence Arrest Incidents By Day of Week

	1987	1988	1989	1990	1991	1992	1993	1994	1995	1996
Monday	2,595	2,712	2,729	3,058	3,490	3,370	2,401	2,361	2,556	2,341
%	13%	13%	12%	13%	16%	17%	12%	13%	13%	13%
Tuesday	2,520	2,773	2,794	3,010	2,683	2,454	2,522	2,352	2,498	2,463
%	12%	13%	14%	15%	13%	12%	12%	11%	12%	12%
Wednesday	2,510	2,627	2,769	2,808	2,896	2,668	2,428	2,294	2,453	2,360
%	12%	13%	13%	14%	14%	13%	12%	11%	12%	11%
Thursday	2,744	2,578	2,646	2,864	2,664	2,763	2,501	2,317	2,381	2,220
%	13%	12%	13%	14%	13%	13%	12%	11%	12%	11%
Friday	2,830	2,941	2,897	3,046	2,804	2,596	2,875	2,504	2,619	2,531
%	14%	14%	14%	15%	14%	13%	14%	12%	13%	12%
Saturday	3,907	3,997	4,113	4,309	2,904	2,797	3,522	3,624	3,511	3,331
%	19%	19%	20%	21%	14%	14%	17%	18%	17%	16%
Sunday	3,589	3,665	3,961	3,817	4,079	3,674	3,380	3,316	3,449	3,317
%	17%	18%	19%	18%	20%	18%	16%	16%	17%	16%
Total	20,695	21,293	21,909	22,912	21,520	20,322	19,629	18,768	19,467	18,563

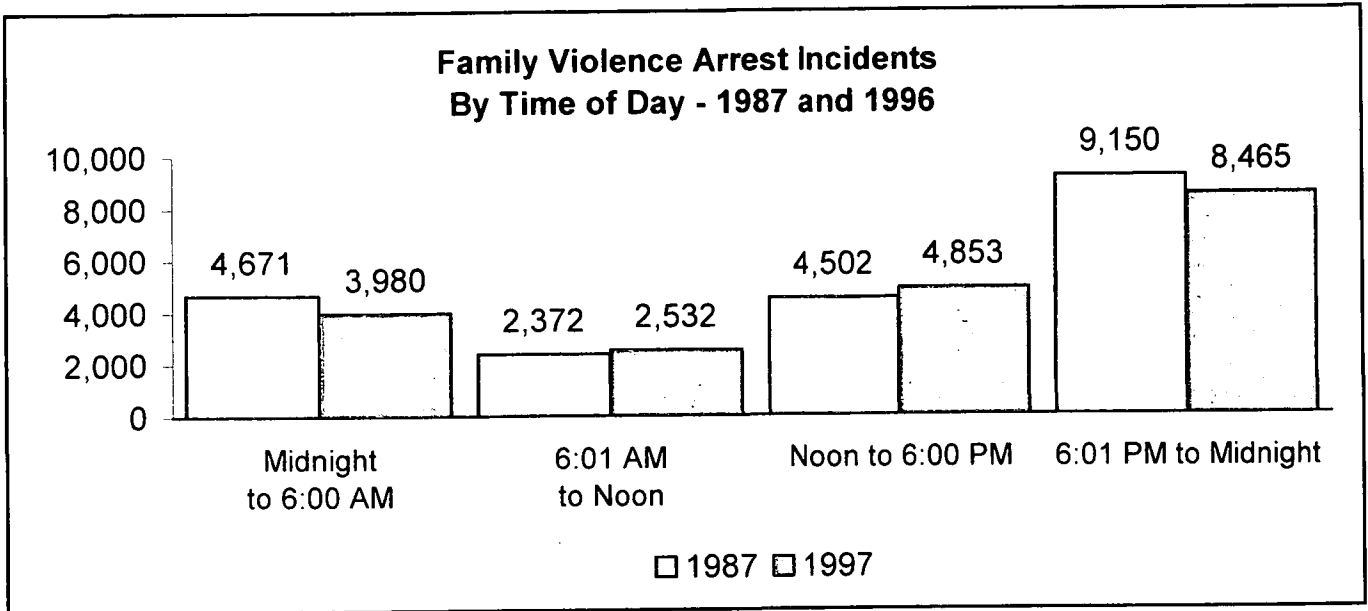
Predictably, the most dangerous days for family violence arrest incidents to occur were Saturday and accounting for 36% in 1987 and 34% in 1997.



Incidents occurring on Thursday dropped 11% between 1987 and 1997. Saturday incidents dropped 8%. Friday and Sunday dropped 5%. Arrest incidents grew slightly on Mondays and Wednesdays. The overall change in arrest incidents for the eleven-year period was 4%.

Family Violence Arrest Incidents Time of Day

	1987	1988	1989	1990	1991	1992	1993	1994	1995	1996	1997
Midnight to 6:00 AM	4,671	4,829	5,091	5,333	4,991	4,675	4,109	3,955	3,870	3,739	3,980
%	23%	23%	23%	23%	23%	23%	21%	21%	20%	20%	20%
6:01 AM to Noon	2,372	2,374	2,462	2,329	2,337	2,174	2,388	2,327	2,446	2,366	2,532
%	11%	11%	11%	10%	11%	11%	12%	12%	13%	13%	13%
Noon to 6:00 PM	4,502	4,800	4,757	4,940	4,899	4,584	4,590	4,427	4,733	4,457	4,853
%	22%	23%	22%	22%	23%	23%	23%	24%	24%	24%	24%
6:01 PM to Midnight	9,150	9,290	9,599	10,310	9,293	8,889	8,542	8,059	8,418	8,091	8,465
Total	20,695	21,293	21,909	22,912	21,520	20,322	19,629	18,768	19,467	18,653	19,830



The number of arrest incidents occurring during the daytime (6:00 a.m. to 6:00 p.m.) grew 15% between 1987 and 1997.

Arrest incidents occurring between 6:00 p.m. and 6:00 a.m. dropped by 22% in the same period.

The greatest frequency of family violence incidents which result in arrest occurred between noon and midnight, accounting for two out of three incidents in 1997.

Family Violence Arrest Incidents

Highlights 1987 - 1997

Between 1987 and 1998, there was a 4% decline in the overall number of family violence incidents involving an arrest.

- Incidents for assault decreased 19%.
- Incidents for homicide increased 29%.
- Incidents for sexual assault increased 27%.
- Incidents for risk of injury to a minor increased 137%.

The number of family violence arrest incidents involving a gun dropped 36%. The number of family violence arrest incidents involving a knife dropped 33%. There was a corresponding decrease of 36% in incidents involving serious injury; only two percent of all incidents in 1997 resulted in serious injury.

The number of incidents involving a prior court order increased 67%, increasing from 10% of the total in 1987 to 18% in 1997.

Incidents involving liquor or drugs dropped 21% between 1987 and 1997; in 1987 they accounted for 49% of total incidents but dropped to 40% of the total in 1997.

Although the number of family violence arrest incidents where a child was present but not involved dropped 17%, the number of incidents involving a child as a direct participant increased by 48%. Of the children who were involved as direct participants in 1997, 78% were victims, 17% were offenders and 5% were dual arrest participants.

Looking at the relationship of victim to offender (excluding dual arrest participants), the number of arrest incidents involving spouses and former spouses dropped by 32 and 31%, respectively. Arrests involving live-ins and relatives both increased by 5%.

Looking at the relationship between dual arrest participants, incidents involving spouses dropped 7% and those involving former spouses dropped 21%; the number of dual arrest incidents involving live-ins increased 24%.

Although the overwhelming majority of family violence victims are females, the number of male victims has grown by 21%; the percent of male victims increased from 16% of the total in 1987 to 21 % of the total in 1997.

Although the overwhelming majority of family violence offenders are male, arrest incidents involving female offenders have increased by 54%; the percent of female offenders has grown from 11% of the total in 1987 to 18% of the total in 1997.

Dual arrest participants were evenly divided by gender in 1997.

Family violence arrest incidents occur most frequently on Saturday and Sunday.

The six-hour period between 6:00 PM and midnight is the most likely period for the occurrence of family violence arrest incidents.

Definitions

Arrest Incident: An occurrence of family violence in which at least one arrest has been made. One arrest incident is counted for each Family Violence Offense Report submitted regardless of the number of parties involved.

Breach of Peace and Disorderly Conduct: Crimes of threatening; harassment and reckless endangerment may be reported under either breach of peace or disorderly conduct.

Both (All) People Arrested: An individual is assigned the status of Both when involved in a family violence incident in which all parties were arrested. Each participant who has been coded as Both has committed an offense involving family violence, and therefore cannot be considered a "pure" victim. However, an individual classified as Both cannot be classified as a "pure" offender either, since s/he has also been the target of a violent domestic crime. Note that these incidents frequently involve more than two people.

Family or Household Members: Spouses; former spouses; parents and their children; persons eighteen years of age or older related by blood or marriage; persons sixteen years of age or older who are presently residing together or resided together in the past; and persons who share a child in common regardless of their marital status or living arrangement.

Family Violence: An incident resulting in physical harm; bodily injury or assault; or an act of threatened violence that causes fear of imminent physical harm; bodily injury or assault between or among family or household members. Verbal abuse or argument alone does not constitute family violence. Nor are acts of parents or guardians in disciplining their minor children classified as family violence unless such acts constitute abuse. In order for an offense to be classified as family violence, there must be present danger, the likelihood that physical violence will occur and the relationship between the parties conforms to the definition of "Family or Household Members."

Family Violence Crime: A crime as defined in section 53a-24 of the Connecticut General Statutes which contains an element an act of violence directed at a family or household member.

Hierarchy of Offense: Although multiple offenses are frequently reported, particularly for multiple arrest incidents, only one offense code is accepted into the computer system. When there are multiple offenses, the offense code highest in the following list is accepted: Homicide; assault; kidnapping; sexual assault; criminal mischief; risk of injury to a minor; breach of peace; disorderly conduct; and other.

Injury: A serious injury is a physical injury which creates a substantial risk of death; or which causes serious disfigurement; serious impairment of health or serious loss or impairment of the function of any bodily organ. A minor injury means impairment of physical condition or pain. Non-physical injuries include threats and attempts to cause harm.

Live-in: Persons presently residing together or who have resided together in the past; and persons who share a child in common.

"Other" Crime: Offenses included under the classification of "Other" include all family violence crimes which are not covered by the offense types listed. "Other" crimes include, but are not limited to: robbery; burglary; arson; and criminal trespass.

FAMILY VIOLENCE OFFENSE REPORT

CTL NUMBER - OFFICE USE ONLY

1. arrest y or n	2. If zero reporting enter time covered	3. dept. case #	4. police dept. (local pd's only)	5. town code (of offense)	6. date (of offense)	7. time - military (of offense)
OFFENSE CODES A. homicide B. assault C. kidnapping D. sexual assault E. criminal mischief F. risk of injury to minor G. breach of peace H. disorderly conduct I. other				8. enter appropriate letter for type of offense _____		
WEAPON CODES A. gun B. knife C. other dangerous D. hands, fists, etc.				9. enter number of weapon(s) used by type A. _____ C. _____ B. _____ D. _____		
INJURY CODES A. physical injury SERIOUS B. physical injury MINOR C. non-physical				10. enter appropriate letter for type of injury _____		
STATUS CODES V. = victim(s) O. = offender(s) B. = both (when both parties are arrested)						
RELATIONSHIP CODES A. spouse B. former spouse C. other family member (relative residing in home) D. other relative (relative not residing in home) E. live-in or companion (living together, having lived together, never lived together, but had a child)						
11. status	12. last name	13. first name	14. ml	15. sex m-f	16. dob	17. relationship of VICTIM to offender
						if victim, enter appropriate letter _____
						if victim, enter appropriate letter _____
						if victim, enter appropriate letter _____
						if victim, enter appropriate letter _____
						if victim, enter appropriate letter _____
18. liquor/drugs involved y or n _____		19. prior court orders y or n _____		20. children were: A. involved B. present C. n/a _____		21. blank
22. blank				23. blank		
24. remarks (optional)						
25. officer's name/rank			26. badge number		27. date of report	28. supervisor's signature/rank

Page 15

PROPERTY OF
National Criminal Justice Reference Service (NCJRS)
Box 6000
Rockville, MD 20849-6000

If you have questions about the content of this report, or would like to receive an additional copy, please contact:

Office of Policy and Management
Policy Development and Planning Division
Statistical Analysis Center

Dolly Reed
Associate Research Analyst
Phone: (860) 418-6376
Fax: (860) 418-6496
email: dolly.reed@po.state.ct.us

Patricia O'Hagan
Associate Research Analyst
Phone: (860) 418-6355
Fax: (860) 418-6496
email: patricia.ohagan@po.state.ct.us

Funding for this report was provided through the United States Department of Justice, Bureau of Justice Statistics cooperative agreement number 94-BJ-CX-K017 to the State of Connecticut, Office of Policy and Management, Statistical Analysis Center. This report was produced and edited by Connecticut's Statistical Analysis Center staff, Associate Research Analysts Dolly Reed and Patricia O'Hagan. The Statistical Analysis Center wishes to express appreciation to the staff of the Department of Public Safety, Crimes Analysis Unit, for their assistance in the interpretation and understanding of the data used in this report.

