

**SOUTH CAROLINA
CRIMINAL JUSTICE DATA
1987 - 1988**

120192

**CAROLINA GOVERNOR'S OFFICE
DIVISION OF PUBLIC SAFETY
APRIL 1989**

A Message from the Governor



It's a pleasure for me to present "South Carolina Criminal Justice Data, 1987-1988". This booklet will provide citizens *and* law enforcement professionals with a basic understanding of the extent of crime in our state and how our criminal justice system responds to it.

Crime and the misery it causes to its victims constitute the greatest social menace facing South Carolina today. The information in this booklet is vital to our understanding of the headway we are making in the war on crime. Through our analysis of the motivation for crime and the efforts of law enforcement, the courts and our corrections system, we will be able to more effectively deploy the resources and manpower of our state.

Our law enforcement professionals represent the frontline of defense in this war against crime. I hope this booklet will provide new insights and an indication of support for those who have dedicated their lives to our safety and the enforcement of the law.

Sincerely,

A handwritten signature in black ink, which appears to read "Carroll A. Campbell, Jr." The signature is written in a cursive style.

Carroll A. Campbell, Jr.
Governor



120492

120492

U.S. Department of Justice
National Institute of Justice

This document has been reproduced exactly as received from the person or organization originating it. Points of view or opinions stated in this document are those of the authors and do not necessarily represent the official position or policies of the National Institute of Justice.

Permission to reproduce this ~~copyrighted~~ material has been granted by

Public Domain/BJS

~~U.S. Department of Justice~~
to the National Criminal Justice Reference Service (NCJRS).

Further reproduction outside of the NCJRS system requires permission of the ~~copyright~~ owner.

**SOUTH CAROLINA
CRIMINAL JUSTICE DATA
1987 - 1988**

This publication was partially funded by \$4,000 or 10% of Federal Grant #87-BJ-CX-K036 from the Bureau of Justice Statistics, U.S. Department of Justice. Points of view or opinions stated are those of the principal researchers and do not necessarily represent the official position of the U. S. Department of Justice.

TABLE OF CONTENTS

	Page
INTRODUCTION.....	IV
SECTION I - Offenses.....	1
SECTION II - Arrests.....	26
SECTION III - Judicial.....	48
SECTION IV - Corrections.....	62
SECTION V - Probation, Parole & Pardon Services.....	74
SOURCES.....	88





INTRODUCTION

This booklet is designed to provide basic, non-technical data about crime in South Carolina as it impacts upon the various segments of the criminal justice system: law enforcement, the courts, corrections, probation and parole.

Furthermore, this publication provides simple, "bottom-line" statistical information about crime rates, arrests, convictions, prison inmates, probationers and parolees. It addresses issues frequently raised about crime and challenges many misconceptions about the state's criminal justice system.

The information in this booklet is based on data for calendar and fiscal years 1987 and 1988, unless specifically noted otherwise. Copies of this report or information regarding this publication can be obtained by writing or calling:

**Governor's Office
Division of Public Safety Programs
Office of Criminal Justice
1205 Pendleton Street
Columbia, South Carolina 29201
(803) 734-0423**



SECTION I OFFENSES

CRIME INDEX: The Crime Index is used as a basic measure of crime. The crimes were selected for use as an index on the basis of their serious nature, their frequency of occurrence, and the reliability of reporting from citizens to law enforcement agencies. The offenses of murder, rape, robbery, and aggravated assault are categorized as violent crimes; offenses of breaking or entering, larceny, and motor vehicle theft are categorized as nonviolent crimes. The Crime Index is the total of these offenses that come to the attention of law enforcement agencies.

CRIME RATE: The Crime Rate indicates the number of Index Crimes per unit of population, generally per 10,000.

Formula for calculating crime and arrest rates:

$$\begin{array}{rcl}
 \text{Crime (arrest)} \\
 \text{rate for} & & \\
 & = & \frac{\text{Number of crimes (arrests)}}{\text{Total population of jurisdiction}} \times 10,000 \\
 \text{jurisdiction} & & \\
 \text{or group} & & \text{or group}
 \end{array}$$

Formula for calculating percent change:

$$\begin{array}{rcl}
 \text{Percent change over} & & \text{X2 - X1} \\
 & = & \frac{}{} \\
 \text{previous year} & & \text{X1}
 \end{array}$$

Where: X1 = Number, rate of crimes, arrests in previous year.
 X2 = Number, rate of crimes, arrests in present year.



South Carolina's Index Crime Rate increased 1.35% in 1987.

INDEX CRIMES INCLUDE: Murder, Rape, Robbery, Aggravated Assault, Breaking or Entering, Larceny, and Motor Vehicle Theft.

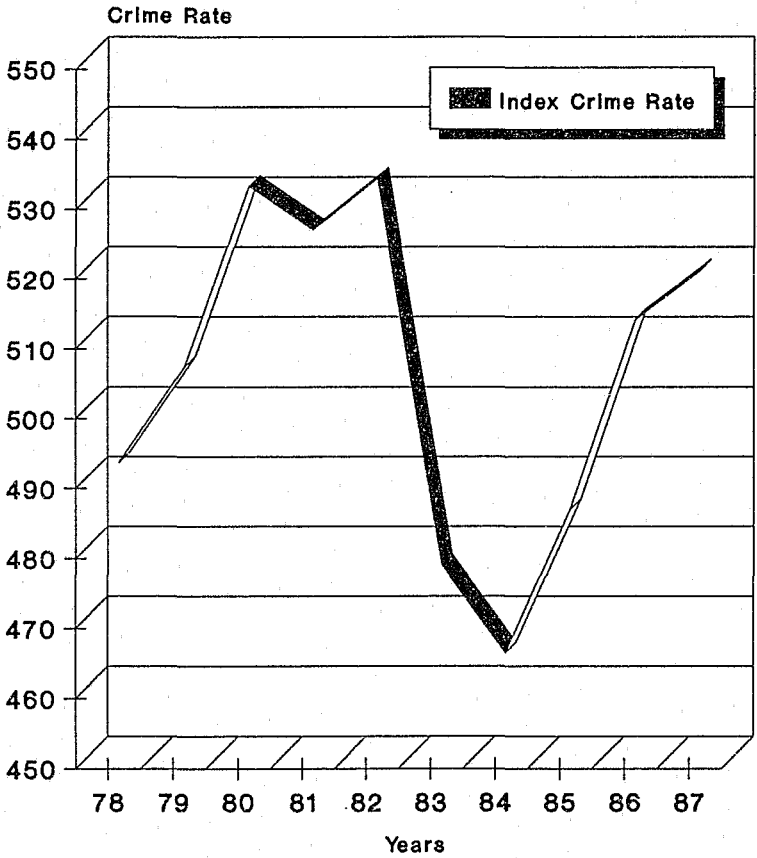
TREND

Year	Number of Offenses		Rate Per 10,000 Inhabitants	
	S.C.	U.S.	S.C.	U.S.
1986	173,327	13,211,900	512.80	548.04
1987	177,958	13,508,700	519.74	555.01
Percent Change	+2.67	+2.25	+1.35	+1.27

Source: Crime in the US, 1987; Crime in South Carolina, 1987



SOUTH CAROLINA INDEX CRIME RATE (Per 10,000 Population)



Source: Crime in South Carolina, 1987
U.S. Bureau of the Census, 1987

.....

The Violent Crime Rate in 1987 increased just over 1%.

VIOLENT CRIME: Crimes of violence include murder, rape, robbery and aggravated assault. Violent crimes involve the element of personal confrontation between the victim and the offender and, because of their nature, are generally considered to be more serious than nonviolent crimes.

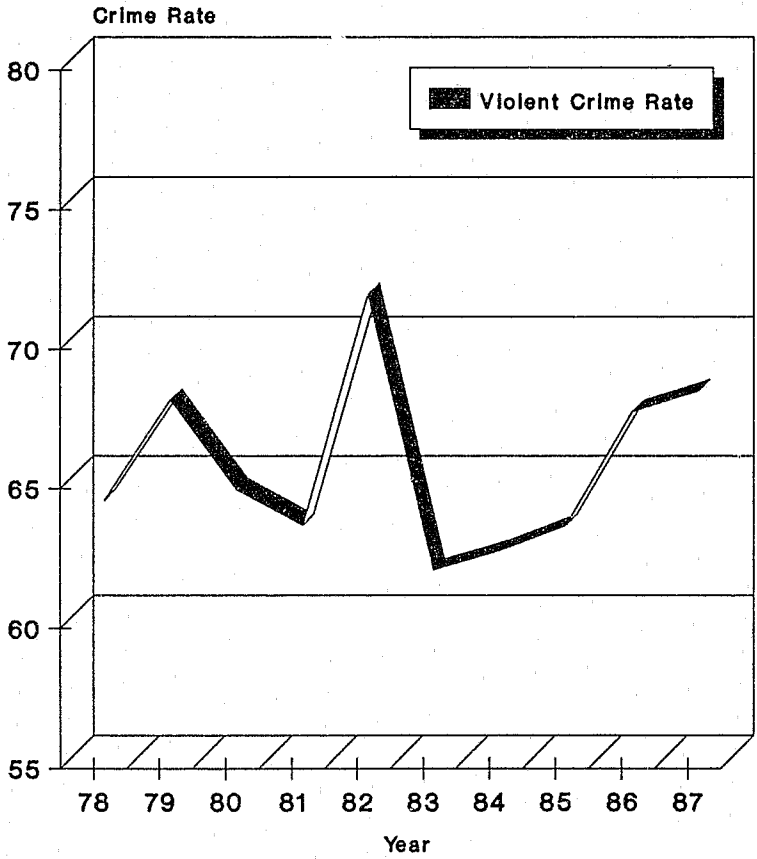
TREND

Year	Number of Offenses		Rate Per 10,000 Inhabitants	
	S.C.	U.S.	S.C.	U.S.
1986	22,774	1,489,170	67.38	61.70
1987	23,331	1,484,000	68.14	60.97
Percent Change	+2.45	-0.35	+1.13	-1.18

Source: Crime in the US, 1987; Crime in South Carolina, 1987



SOUTH CAROLINA VIOLENT CRIME RATE (Per 10,000 Population)



Source: Crime in South Carolina, 1987
U.S. Bureau of the Census, 1987



The Nonviolent Crime Rate increased 1.4% in 1987.

NONVIOLENT CRIME: For Uniform Crime Reporting purposes, nonviolent crimes include the offenses of breaking or entering, larceny, and motor vehicle theft. While these offenses generally do not involve personal danger to the victim, the value of property lost in these crimes is many times greater than in violent crimes.

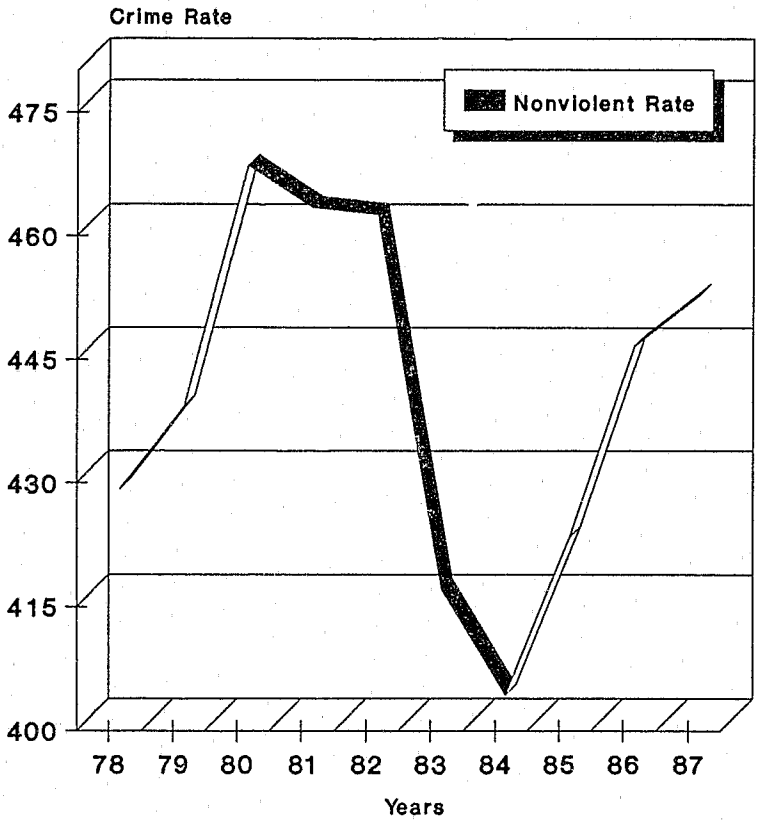
TREND

Year	Number of Offenses		Rate Per 10,000 Inhabitants	
	S.C.	U.S.	S.C.	U.S.
1986	150,553	11,722,700	445.4	486.26
1987	154,627	12,024,700	451.6	494.03
Percent Change	+2.71	+2.57	+1.39	+1.59

Source: Crime in the US, 1987; Crime in South Carolina, 1987



SOUTH CAROLINA NONVIOLENT CRIME RATE (Per 10,000 Population)



Source: Crime in South Carolina, 1987
U.S. Bureau of the Census, 1987



The Crime Rate for Murder increased over 8% in 1987, after a four-year downward trend.

MURDER: Murder, as defined in the Uniform Crime Reporting Program, is the willful (nonnegligent) killing of one human being by another. This classification of this offense, as for all other Crime Index offenses, is based solely on police investigation as opposed to the determination of a court, medical examiner, coroner, jury, or other judicial body. Not included in the count for this offense classification are deaths caused by negligence, suicide, or accident; justifiable homicides; and attempts to murder or assaults to murder, which are scored as aggravated assaults.

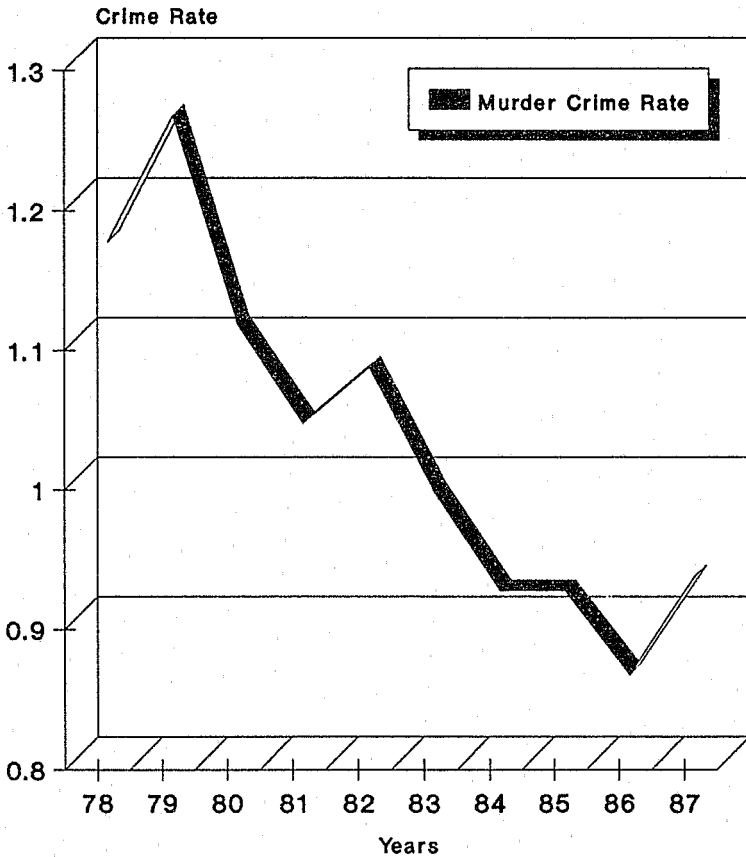
TREND

Year	Number of Offenses		Rate Per 10,000 Inhabitants	
	S.C.	U.S.	S.C.	U.S.
1986	291	20,613	.86	.86
1987	319	20,096	.93	.83
Percent Change	+9.62	-2.51	+8.14	-3.49

Source: Crime in the US, 1987; Crime in South Carolina, 1987



SOUTH CAROLINA MURDER CRIME RATE (Per 10,000 Population)

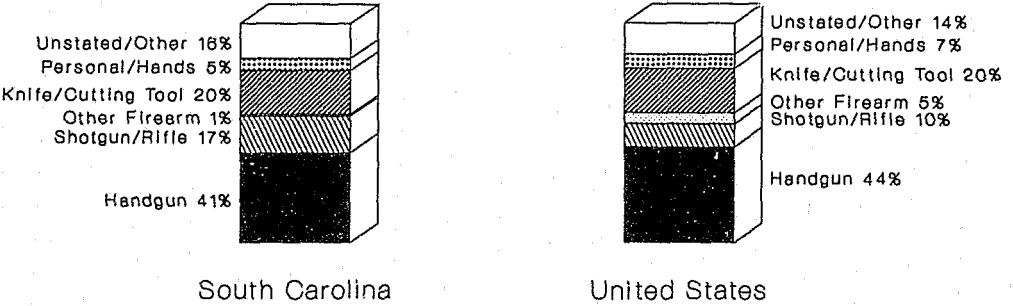


Source: Crime in South Carolina, 1987
U.S. Bureau of the Census, 1987

.....

1987 MURDER WEAPON TRENDS

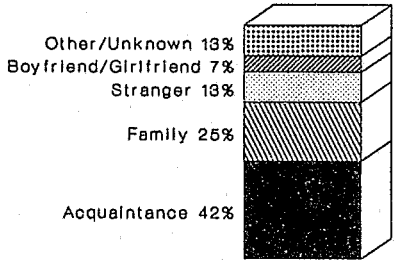
South Carolina Vs United States




Source: Crime In South Carolina, 1987
 Crime In the United States, 1987



RELATIONSHIP OF MURDER VICTIM TO MURDER OFFENDER FOR 1987 South Carolina Vs. United States



South Carolina



United States

Source: Crime in South Carolina, 1987
Crime in the United States, 1987




The Rape Crime Rate increased 6.5% in 1987, reversing the slowing trend of the past two years.

RAPE: Forcible rape, as defined in the Uniform Crime Reporting Program, is the carnal knowledge of a female, forcibly and against her will. Assaults or attempts to commit rape by force or threat of force are also included; however, statutory rape (without force) and other sex offenses are excluded.

TREND

Year	Number of Offenses		Rate Per 10,000 Inhabitants	
	S.C.	U.S.	S.C.	U.S.
1986	1,395	91,459	4.13	3.79
1987	1,506	91,111	4.40	3.74
Percent Change	+7.96	-0.38	+6.5	-1.32

Source: Crime in the US, 1987; Crime in South Carolina, 1987 



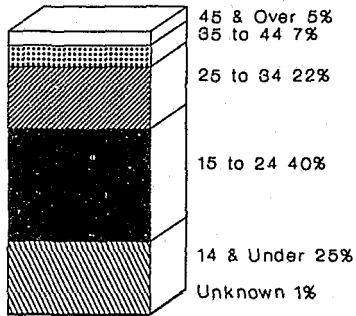
SOUTH CAROLINA RAPE CRIME RATE (Per 10,000 Population)



Source: Crime In South Carolina, 1987
U.S. Bureau of the Census, 1987

.....

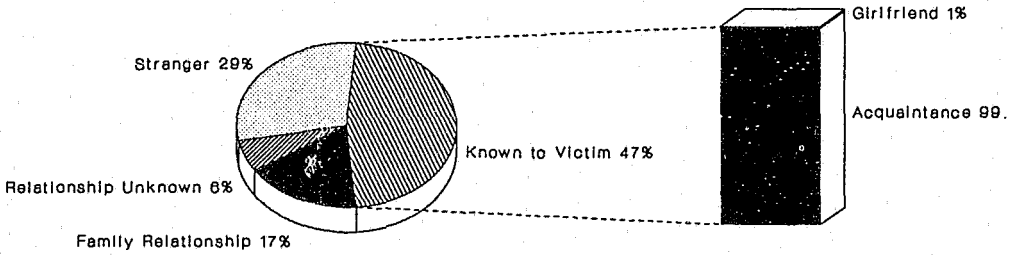
1987 RAPE VICTIM AGE GROUPS (Breakdown by Percentage)



Source: Crime In South Carolina, 1987
Crime In United States, 1987



RELATIONSHIP OF RAPE VICTIM TO RAPE OFFENDER FOR 1987 (Breakdown as Percentage)



Source: Crime in South Carolina, 1987
Crime in the United States, 1987



The Crime Rate for Robbery increased just under 2% in 1987.

ROBBERY: Robbery is the taking or attempting to take anything of value from the care, custody, or control of a person or persons by force or threat of force or violence and/or by putting the victim in fear.

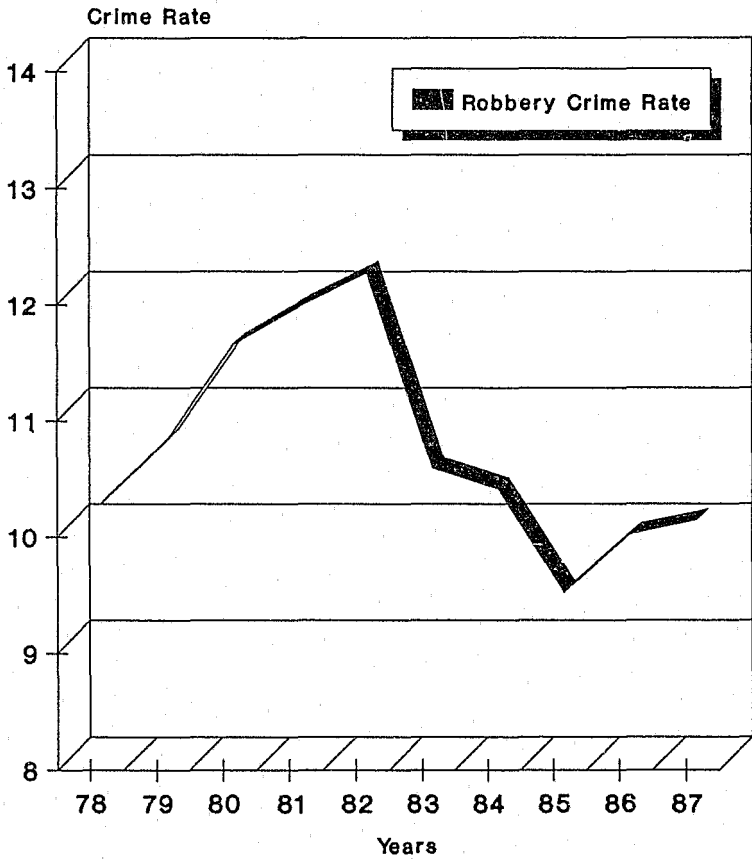
TREND

Year	Number of Offenses		Rate Per 10,000 Inhabitants	
	S.C.	U.S.	S.C.	U.S.
1986	3,357	542,775	9.93	22.51
1987	3,465	517,704	10.12	21.27
Percent change	+3.22	-4.62	+1.91	-5.51

Source: Crime in the US, 1987; Crime in South Carolina, 1987



SOUTH CAROLINA ROBBERY CRIME RATE (Per 10,000 Population)



Source: Crime In South Carolina, 1987
U.S. Bureau of the Census, 1987



The Crime Rate for Aggravated Assault increased less than 1% in 1987.

AGGRAVATED ASSAULT: Aggravated assault is an unlawful attack by one person upon another for the purpose of inflicting severe or aggravated bodily injury. This type of assault is usually accompanied by the use of a weapon or by means likely to produce death or great bodily harm. Attempts are included since it is not necessary that an injury result when a gun, knife, or other weapon is used which could and probably would result in serious personal injury if the crime were successfully completed.

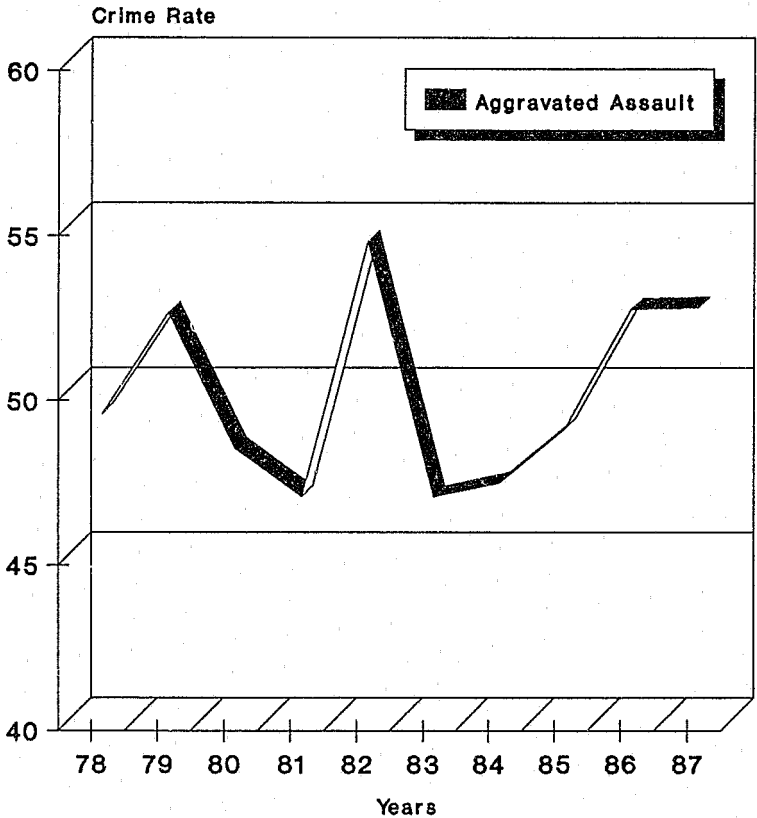
TREND

Year	Number of Offenses		Rate Per 10,000 Inhabitants	
	S.C.	U.S.	S.C.	U.S.
1986	17,731	834,322	52.46	34.61
1987	18,041	855,088	52.69	35.13
Percent Change	+1.75	+2.5	+ .44	+1.5

Source: Crime in the US, 1987; Crime in South Carolina, 1987



SOUTH CAROLINA AGGRAVATED ASSAULT CRIME RATE (Per 10,000 Population)



Source: Crime In South Carolina, 1987
U.S. Bureau of the Census, 1987



The Breaking or Entering Crime Rate increased 1.85 % in 1987.

BREAKING OR ENTERING: The Uniform Crime Reporting Program defines Breaking or Entering as the unlawful entry of a structure to commit a felony or theft. The use of force to gain entry is not required to classify an offense as Breaking or Entering, Breaking or Entering in this program is categorized into three subclassifications: forcible entry, unlawful entry where no force is used, and attempted forcible entry.

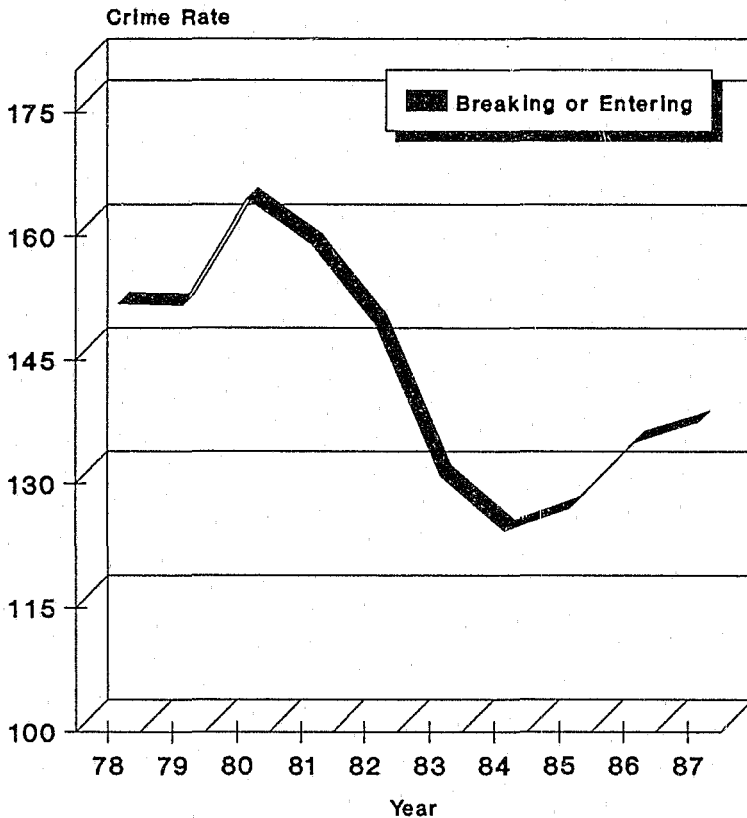
TREND

Year	Number of Offenses		Rate Per 10,000 Inhabitants	
	S.C.	U.S.	S.C.	U.S.
1986	45,218	3,241,400	133.78	134.46
1987	46,651	3,236,200	136.25	132.96
Percent Change	+3.17	-0.2	+1.85	-1.12

Source: Crime in the US, 1987; Crime in South Carolina, 1987



SOUTH CAROLINA BREAKING OR ENTERING CRIME RATE (Per 10,000 Population)



Source: Crime In South Carolina, 1987
U.S. Bureau of the Census, 1987



The Crime Rate for Larceny increased 1.10% in 1987.

LARCENY: Larceny is the unlawful taking, carrying, leading, or riding away of property from the possession or constructive possession of another. It includes crimes such as shoplifting, pocket-picking, purse-snatching, thefts from motor vehicles, thefts of motor vehicle parts and accessories, bicycle thefts, etc., in which no use of force, violence, or fraud occurs. In the Uniform Crime Reporting Program, this crime category does not include embezzlement, "con" games, forgery, and worthless checks. Motor vehicle theft is also excluded from this category inasmuch as it is a separate Crime Index offense.

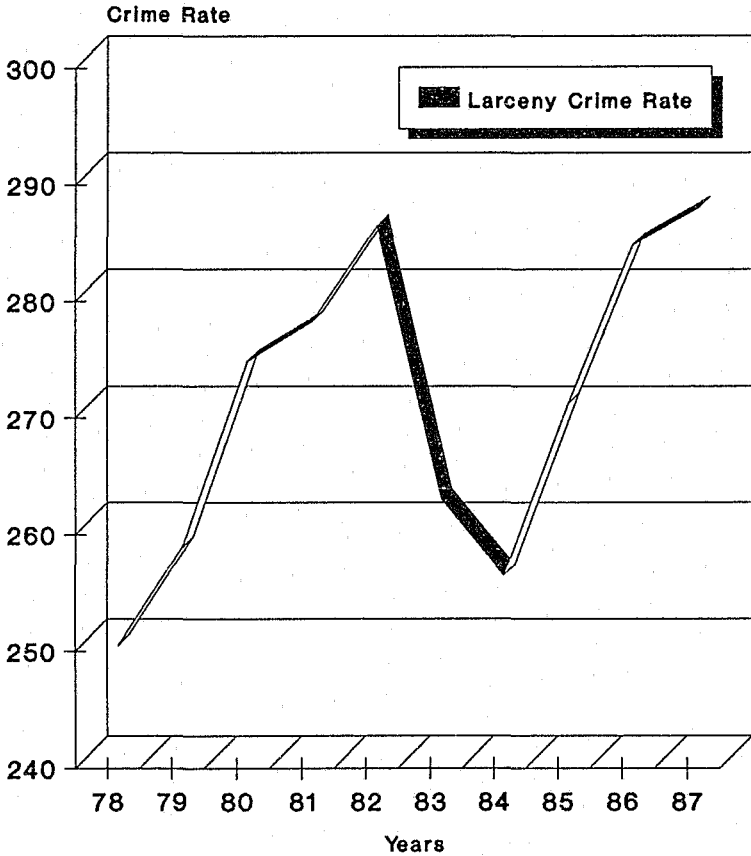
TREND

Year	Number of Offenses		Rate Per 10,000 Inhabitants	
	S.C.	U.S.	S.C.	U.S.
1986	96,004	6,033,016	284.04	250.25
1987	98,325	6,211,177	287.16	255.16
Percent Change	+2.42	+2.9	+1.10	+2.0

Source: Crime in the US, 1987; Crime in South Carolina, 1987



SOUTH CAROLINA LARCENY CRIME RATE (Per 10,000 Population)



Source: Crime in South Carolina, 1987
U.S. Bureau of the Census, 1987



The Crime Rate for Motor Vehicle Theft increased 2.10% in 1987.

MOTOR VEHICLE THEFT: Defined as the theft or attempted theft of a motor vehicle, this offense category includes the stealing of automobiles, trucks, buses, motorcycles, motorscooters, snowmobiles, etc. The definition excludes the taking of a motor vehicle for temporary use by those persons having lawful access.

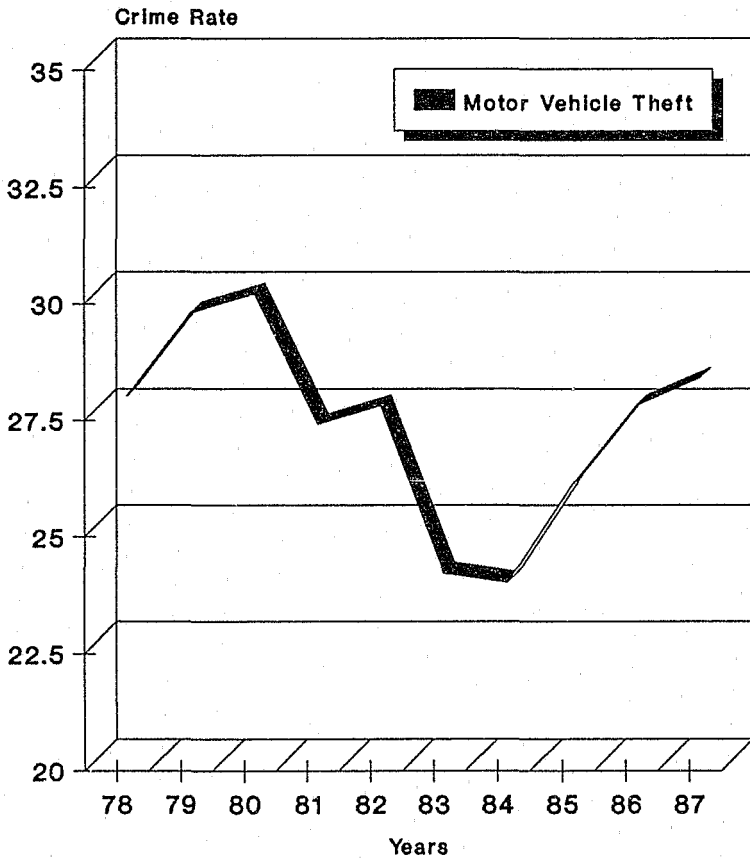
TREND

Year	Number of Offenses		Rate Per 10,000 Inhabitants	
	S.C.	U.S.	S.C.	U.S.
1986	9,331	1,224,137	27.61	50.78
1987	9,651	1,288,674	28.19	52.94
Percent Change	+3.43	+5.3	+2.10	+4.3

Source: Crime in the US, 1987; Crime in South Carolina, 1987



SOUTH CAROLINA MOTOR VEHICLE THEFT (Per 10,000 Population)



Source: Crime In South Carolina, 1987
U.S. Bureau of the Census, 1987

.....



SECTION II ARRESTS

In addition to being a gauge of law enforcement's response to crime, arrest counts provide definitive data concerning the age, sex, and race of perpetrators. Arrest practices, policies, and enforcement emphases vary from place to place and even within a community from time to time as, for example, during a local police campaign against residential burglary. While the practices for certain unlawful conduct such as drunkenness, disorderly conduct, vagrancy, and related violations may differ among agencies, those for robbery, burglary, and other serious crime arrests are more likely to be uniform and consistent throughout all jurisdictions. Uniform Crime Reporting procedures require that an arrest be counted on each separate occasion a person is taken into custody, notified, or cited. Annual arrest figures do not measure the number of individuals arrested, since one person may be arrested several times during the year for the same or different offenses (Crime in the US, 1987).

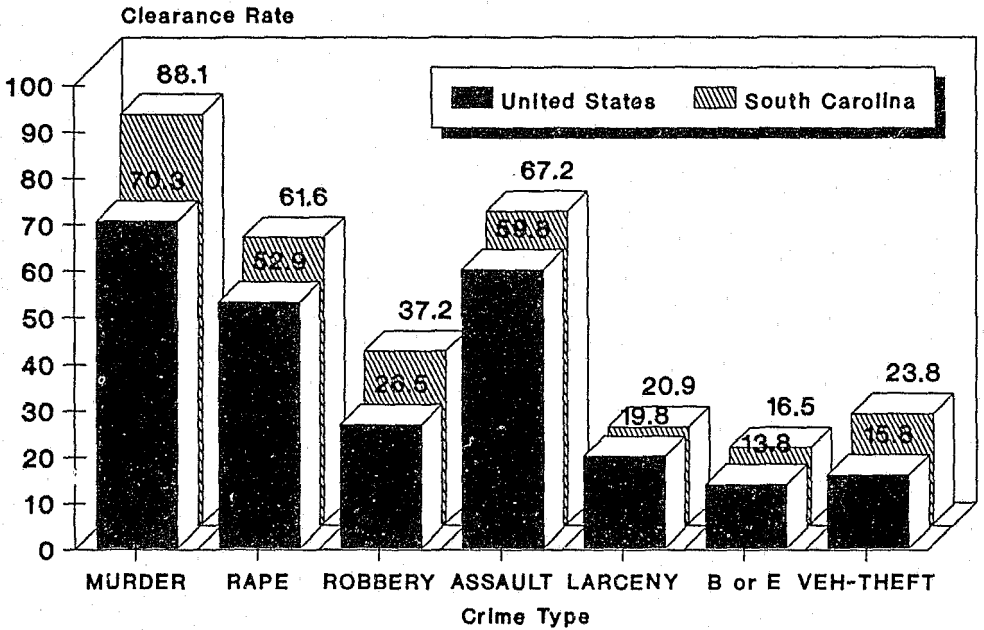


A larger proportion of serious crimes are cleared than those less serious. In 1987, 88.1% of Murders and 16.5% of Breaking or Entering crimes resulted in clearance.

CLEARANCE: A crime is cleared when a law enforcement agency has identified the offender, and there is enough evidence to charge him, whether or not he is actually taken into custody. The arrest of one person can clear several crimes or several persons may be arrested in clearing one crime. Law enforcement agencies may clear a crime by exceptional means when some element beyond law enforcement control precludes the placing of formal charges against the offender.



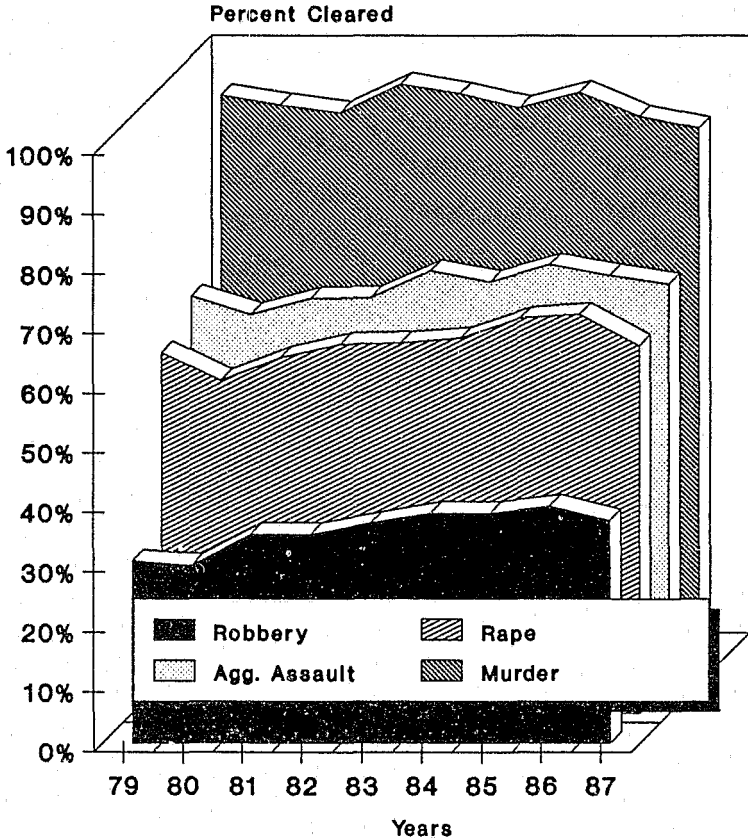
1987 CLEARANCE RATES FOR INDEX CRIMES - SOUTH CAROLINA VS UNITED STATES -



Source: Crime in South Carolina, 1987
Crime in the United States, 1987



CRIME CLEARANCE RATE TRENDS FOR VIOLENT CRIMES



Source: Crime In South Carolina,
1979 - 1987

.....

In 1987, over 15% of all arrests in SC were for Index Crimes.

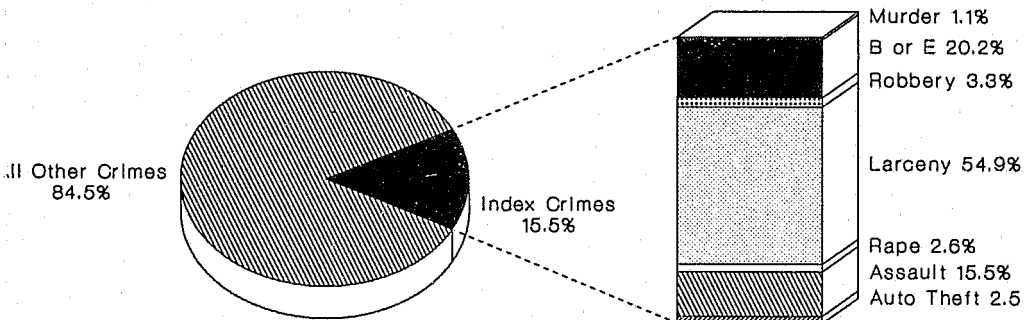
INDEX CRIMES INCLUDE: Murder, Rape, Robbery, Aggravated Assault, Breaking or Entering, Larceny, and Motor Vehicle Theft.

	TREND	
	SC	
	1983	1987
Number of Index Crime Arrests	26,553	27,250
Total number of Arrests	143,252	175,243
Percentage Index Crime Arrests	18.53%	15.54%

Source: Crime in South Carolina, 1987



SC INDEX CRIME ARRESTS AS A PERCENTAGE OF TOTAL ARRESTS (For Year of 1987)




Source: Crime in South Carolina, 1987



Driving Under the Influence (DUI) arrests as a percentage of total arrests in SC decreased from 16.7% in 1983 to 12.7% in 1987.

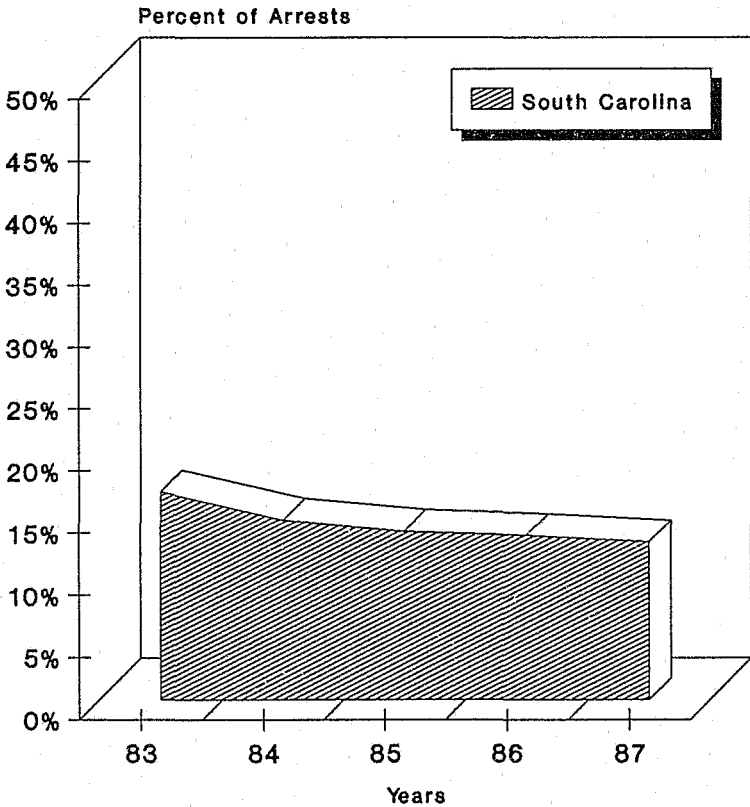
DRIVING UNDER THE INFLUENCE (DUI): Driving or operating a motor vehicle or common carrier while mentally or physically impaired as the result of consuming an alcoholic beverage or using a drug or narcotic. NOTE: This offense includes "Driving While Intoxicated."

	TREND	
	SC	
	1983	1987
Number of DUI Arrests	23,959	22,228
Total number of Arrests	143,252	175,243
Percentage DUI Arrests	16.73%	12.68%

Source: Crime in South Carolina, 1987 



D.U.I. ARRESTS AS A PERCENTAGE OF TOTAL ARRESTS (1983 to 1987)



Source: Crime In South Carolina
1983 - 1987



Drunkenness arrests as a percentage of total arrests in SC decreased from 20.1% in 1983 to 13.4% in 1987.

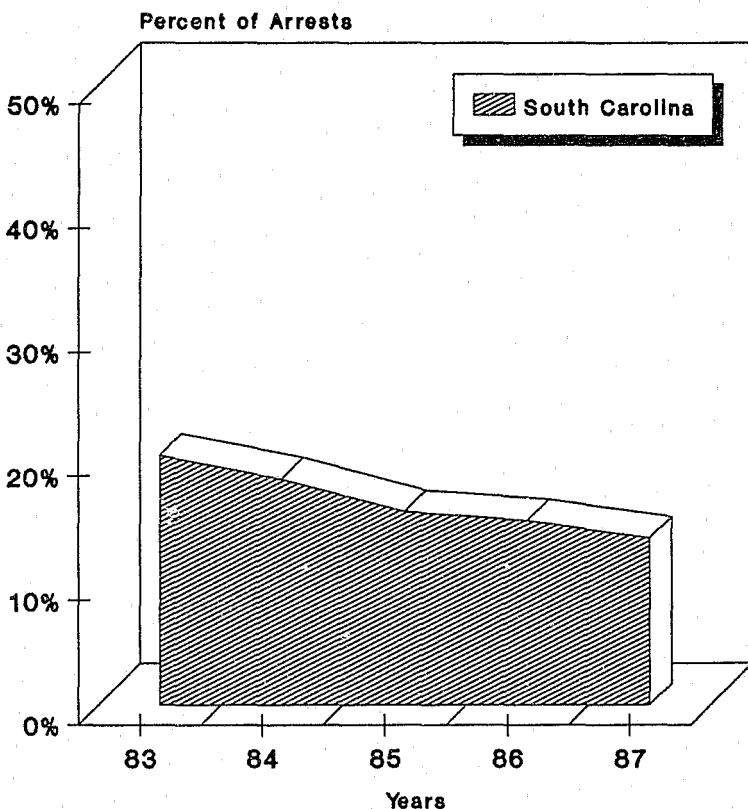
DRUNKENNESS: To drink alcoholic beverages to the extent that one's mental faculties and physical coordination are substantially impaired.
NOTE: This offense includes "Drunk and Disorderly," "Common Drunkard," "Habitual Drunkard," and "Intoxication."

	TREND	
	SC	
	1983	1987
Number of Drunkenness Arrests	28,829	23,503
Total number of Arrests	143,252	175,243
Percentage Drunkenness Arrests	20.12%	13.41%

Source: Crime in South Carolina, 1987



DRUNKENNESS ARRESTS AS A PERCENTAGE OF TOTAL ARRESTS (1983 to 1987)



Source: Crime In South Carolina
1983 - 1987



Drug Law Arrests as a percentage of total arrests have increased over 10% since 1983.

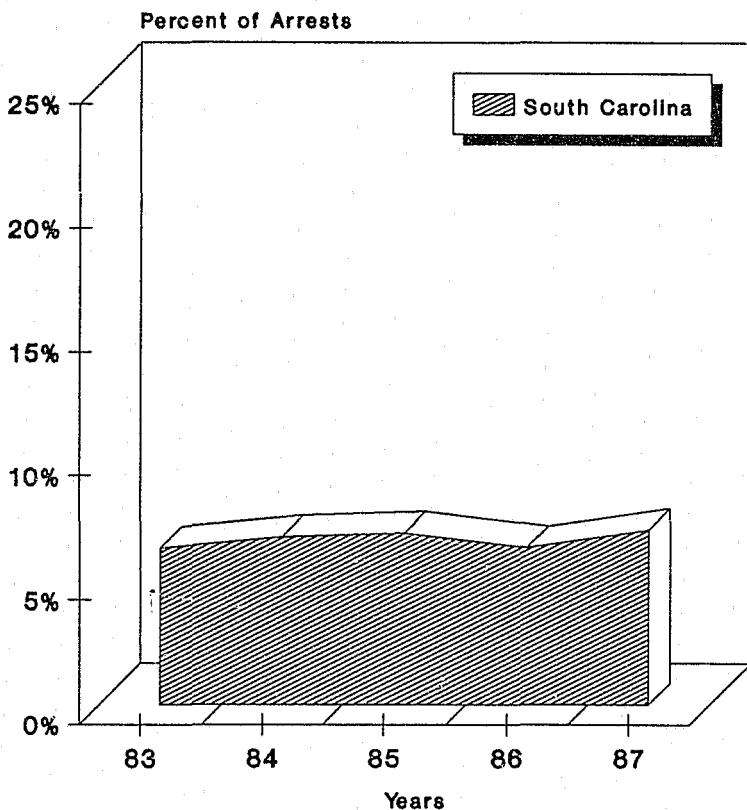
TREND

	SC	
	1983	1987
Number of Drug Law Arrests	9,020	12,197
Total number of Arrests	143,252	175,243
Percentage Drug Law Arrests	6.29%	6.96%

Source: Crime in South Carolina, 1987



DRUG LAW ARRESTS AS A PERCENTAGE OF TOTAL ARRESTS (1983 to 1987)




Source: Crime In South Carolina
1983 - 1987



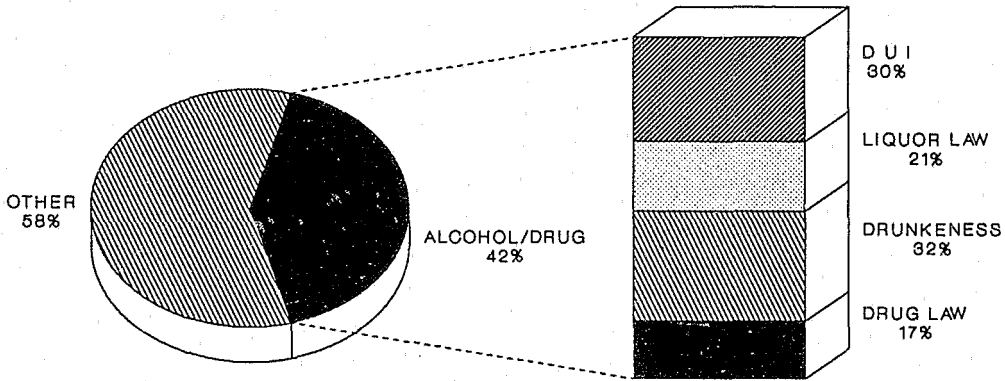
Alcohol and Drug-Related Arrests accounted for approximately 42% of the total arrests in 1987. This represents a 10% decrease since 1983.

TREND		
	SC	
	1983	1987
Number of Alcohol & Drug Arrests	66,555	73,039
Total number of Arrests	143,252	175,243
Percentage Alcohol & Drug Arrests	46.46%	41.68%

Source: Crime in South Carolina, 1987 



1987 ALCOHOL & DRUG-RELATED ARRESTS (As a Percentage of Total Arrests)



Source: Crime In South Carolina, 1987





Juvenile Arrests, as a percentage of total arrests, increased over 15% from 1983 to 1987.

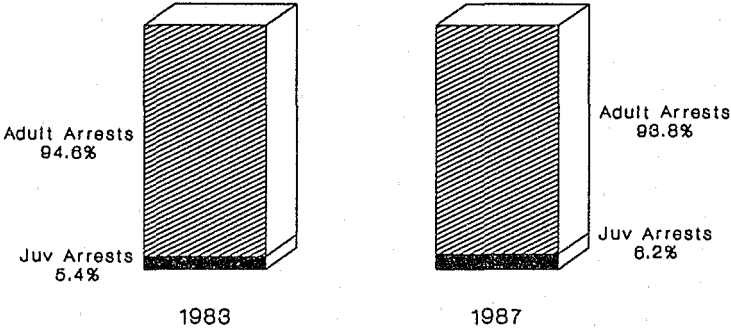
TREND

	1983	1987
Juvenile Arrests	7,674	10,807
Total Arrests	143,252	175,243
Percentage of Total	5.36%	6.17%

Source: Crime in South Carolina, 1987



JUVENILE ARRESTS AS PERCENTAGE OF TOTAL ARRESTS For Years 1983 and 1987



Source: Crime In South Carolina
1983 - 1987



Adult Drug And Alcohol-Related Arrests accounted for 44% of Adult Arrests in 1987.

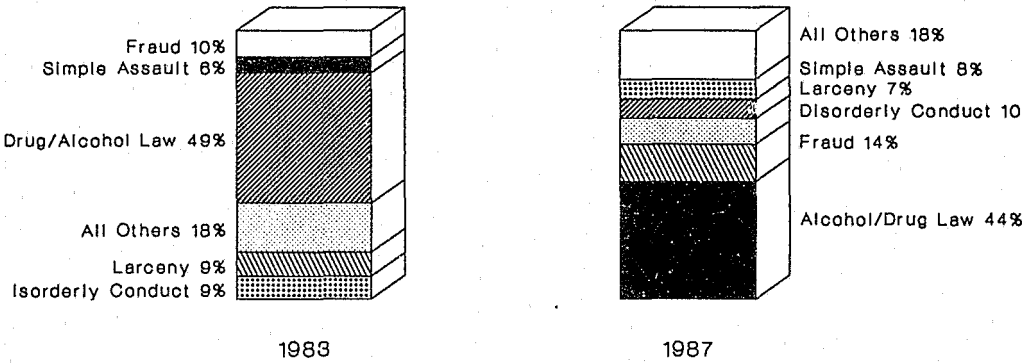
Trend

	SC	
	1983	1987
Number of Alcohol & Drug Arrests	65,867	71,571
Number of Adult Arrests	135,578	164,436
Percentage Alcohol & Drug Arrests	48.58%	43.53%

Source: Crime in South Carolina, 1987



SC ARREST OFFENSE BREAKDOWN FOR ADULTS (1983 Vs 1987)



Source: Crime In South Carolina,
1983 - 1987



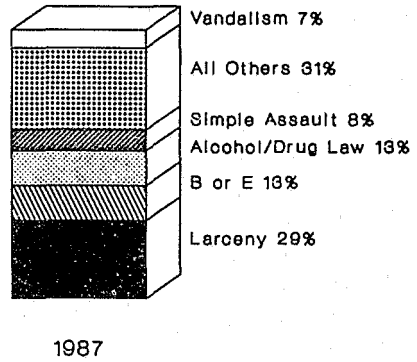
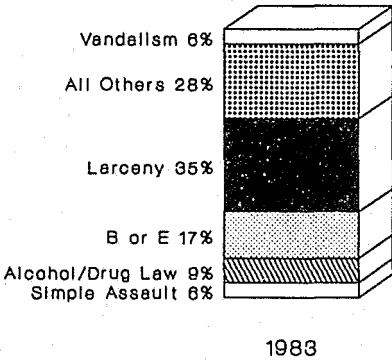
Larceny Arrests for Juveniles accounted for approximately 29% of total arrests for Juveniles in 1987. This represents a 18% decrease since 1983.

	Trend	
	SC	
	1983	1987
Number of Larceny Arrests	2,673	3,084
Number of Juvenile Arrests	7,674	10,807
Percentage Larceny Arrests	34.83%	28.53%

Source: Crime in South Carolina, 1987



SC ARREST OFFENSE BREAKDOWN FOR JUVENILES (1983 Vs 1987)



Source: Crime In South Carolina,
1983 - 1987



Adult Vandalism Arrests accounted for over 80% of all Vandalism Arrests in 1987.

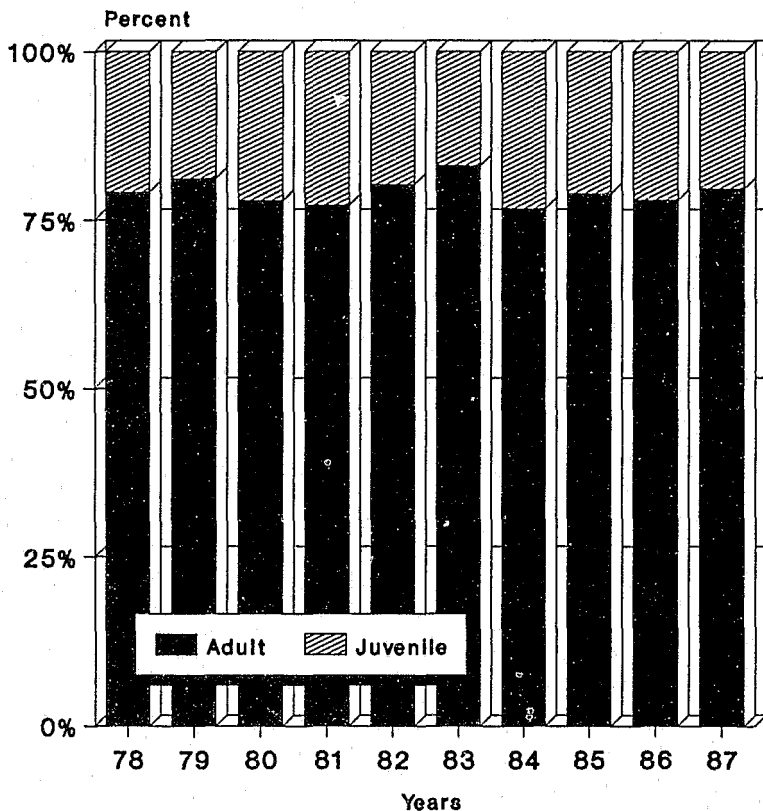
Trend

	SC	
	1983	1987
Adult Vandalism Arrests	2,089	2,873
Total Vandalism Arrests	2,515	3,603
Percentage Adults	83.06%	79.74%

Source: Crime in South Carolina, 1987



SOUTH CAROLINA VANDALISM ARRESTS BY AGE GROUP (Adults Vs Juvenile)



Source: Crime In South Carolina
1983 - 1987

.....

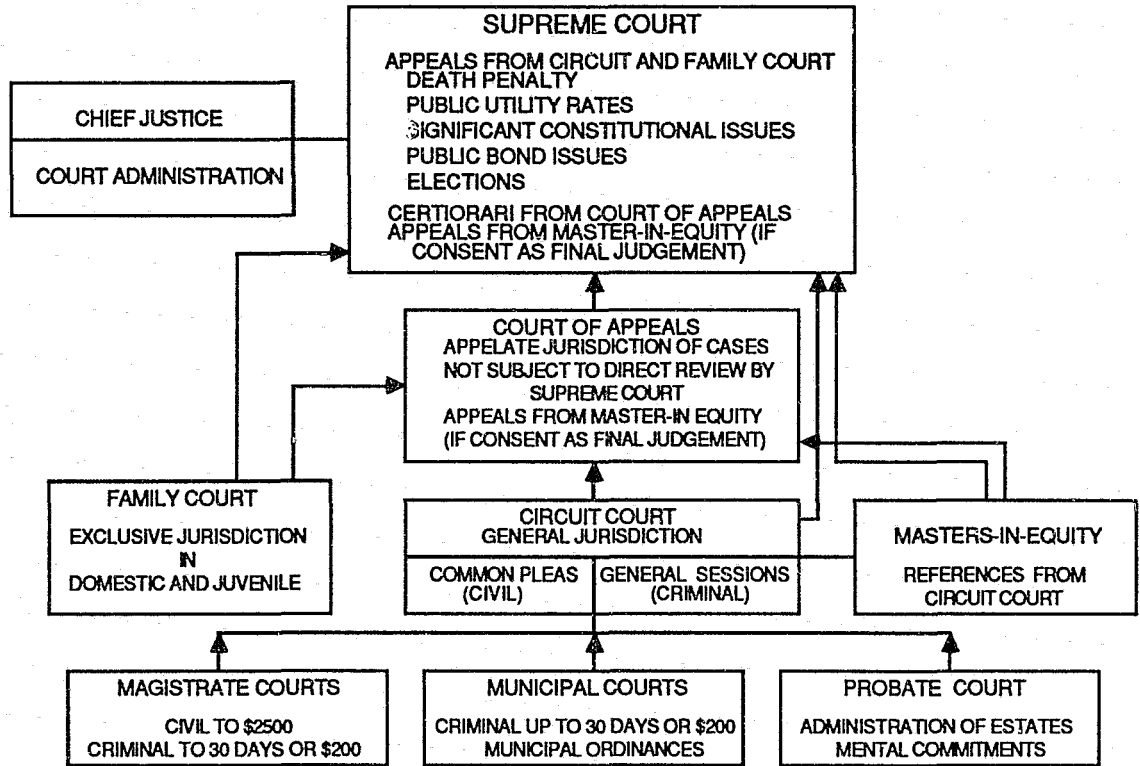


SECTION III JUDICIAL

The judicial system of South Carolina is composed of the courts, the prosecution, and the defense components. The courts include the Supreme Court, Court of Appeals, Circuit Courts, Family Courts, Magisterial Courts, Municipal Courts, Probate Courts, and Master-In-Equity Courts. The prosecutorial system is made up of the circuit solicitors and the Office of the Attorney General. The defense component includes public defender corporations, court appointed counsel, retained counsel, and the Office of Appellate Defense (SC Judicial Department, Annual Report for 1987).



SOUTH CAROLINA JUDICIAL SYSTEM



Of the total number of indictments disposed of in Circuit Court during 1987, 66% resulted in Convictions.

CIRCUIT COURT: The Circuit Court is the state's court of general jurisdiction. It is divided into a civil court, the Court of Common Pleas, and a criminal court, the Court of General Sessions. In addition to its general trial jurisdiction, the Circuit Court has limited appellate jurisdiction over appeals from the Probate Court, Magistrate's Court, and Municipal Court. The State is divided into sixteen judicial circuits. Each circuit has at least one resident circuit judge who maintains an office in the judge's home county within the circuit. There are thirty-one circuit judges and they serve the sixteen circuits on a rotating basis, with court terms and assignments determined by the Chief Justice, based upon recommendations of the Office of Court Administration.

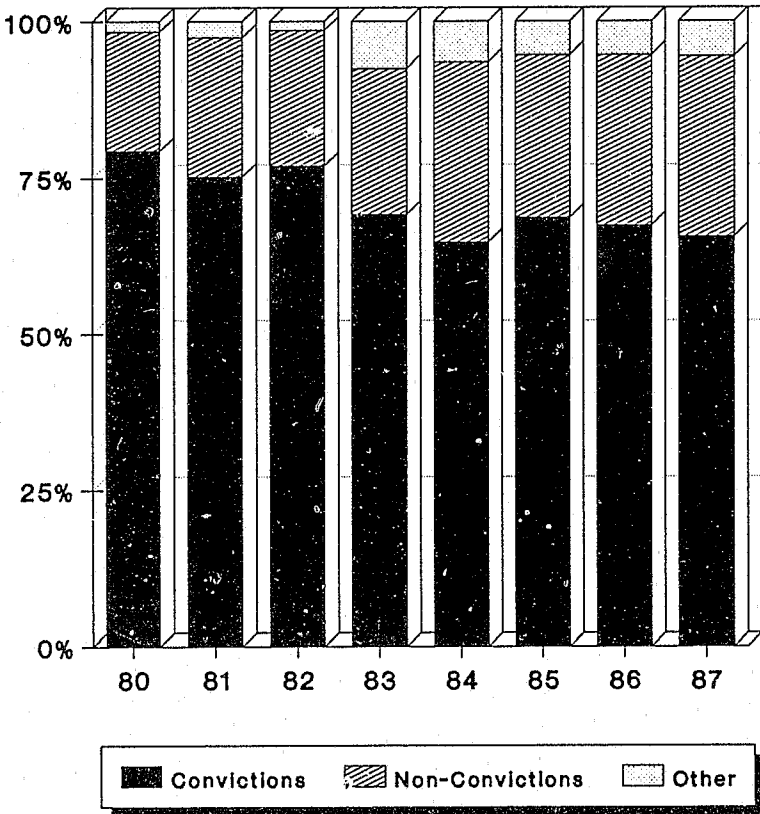
Trend

PERCENTAGE OF TOTAL DISPOSITIONS			
Year	Convictions	Non-convictions	Other
1983	69.18%	23.33%	7.49%
1987	65.61%	28.84%	5.55%
% Change	-5.16%	+23.62%	-25.90%

Source: SC Judicial Department, Annual Report for 1987



DISPOSITION OF INDICTMENTS IN SOUTH CAROLINA CIRCUIT COURTS



Source; South Carolina Judicial Dept.,
Annual Report for 1987

.....

96% of the Convictions in SC Circuit Court During 1987 were the result of Guilty Pleas.

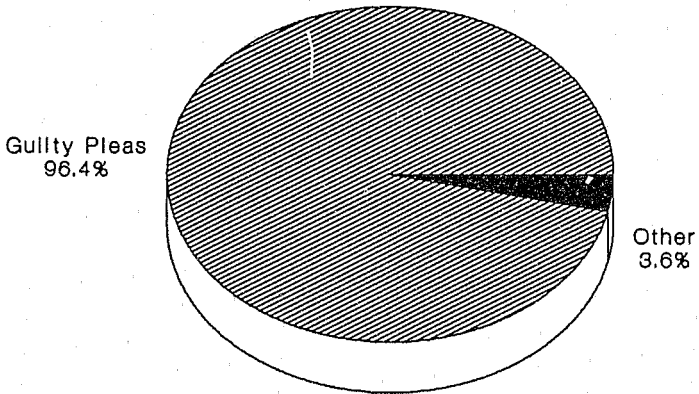
BREAKDOWN

	Number	Percentage
Guilty Pleas	31,812	96.43%
Guilty By Trial	1,179	3.57%
Total Convictions	32,991	100%

Source: SC Judicial Department, Annual Report for 1987



**CONVICTIONS AS A RESULT
OF GUILTY PLEAS IN SC CIRCUIT COURTS
(For Year 1987)**



**Source: South Carolina Judicial Dept.,
Annual Report for 1987**




Traffic-Related Offenses accounted for almost 70% of all Municipal Court Cases during 1987.

MUNICIPAL COURT: Municipal Courts have no civil jurisdiction, but have criminal jurisdiction over all state offenses and violations of municipal ordinances subject to a fine not exceeding \$200 or imprisonment not exceeding 30 days, and which occur within the municipality. The term of a municipal judge is set by the council of the municipality, but cannot exceed four years.

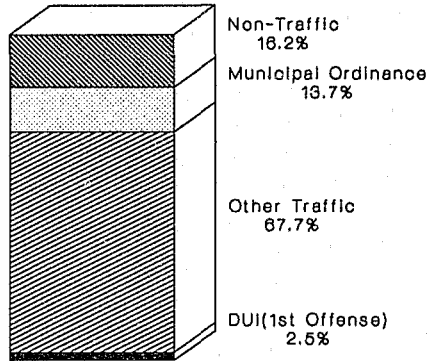
BREAKDOWN

	Number	Percentage
Traffic	254,518	67.7%
DUI	9,313	2.5%
Municipal Ordinance	51,481	13.7%
Non-Traffic	60,737	16.1%

SC Judicial Department, Annual Report for 1987 



CASES FILED IN SOUTH CAROLINA MUNICIPAL COURTS (For Year 1987)



Source: South Carolina Judicial Dept.,
Annual Report for 1987




67% of the cases processed in Municipal Court in 1987 were disposed of by Bond Forfeiture or other administrative action.

Trend

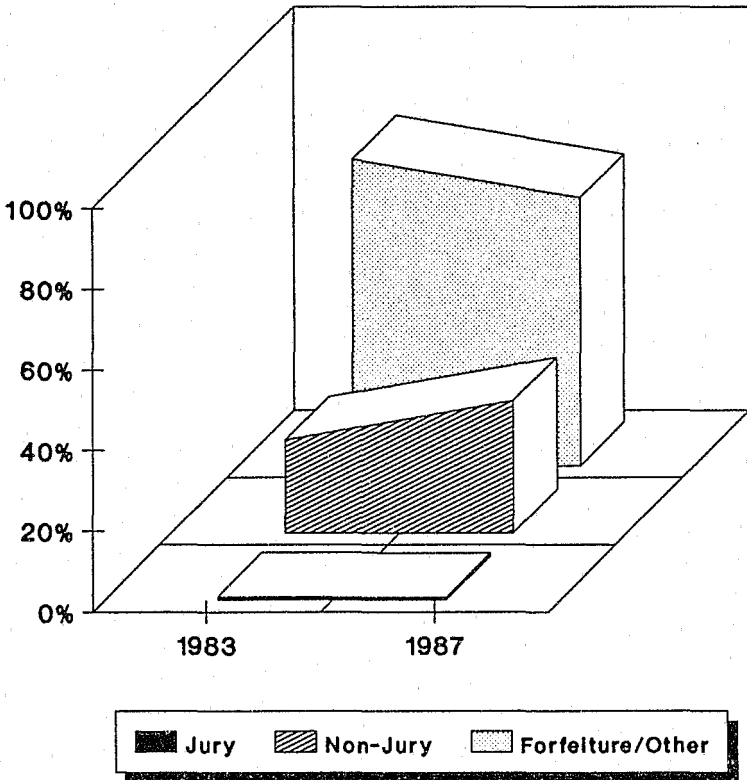
PERCENTAGE OF TOTAL DISPOSITIONS

Case Type	1983	1987	% Change
Non-Jury	23.0%	32.8%	+42.60%
Forfeiture/other	76.1%	66.5%	-12.61%
Jury	0.9%	0.7%	-22.22%

Source: SC Judicial Department, Annual Report for 1983 & 1987



DISPOSITION OF CASES SOUTH CAROLINA MUNICIPAL COURTS (1983 Vs 1987)



Source: South Carolina Judicial Dept.,
Annual Report for 1983 & 1987



Over 64% of all Magistrate Court cases in 1987 were Criminal Traffic cases.

MAGISTRATE COURT: There are approximately 317 magistrates in South Carolina, ranging from 2 to 19 per county. They are appointed by the Governor upon the advice and consent of the Senate, with terms of either two or four years. Magistrates have criminal trial jurisdiction over all offenses which are subject to the penalty of a fine not exceeding \$200 or imprisonment not exceeding 30 days. In addition, magistrates are responsible for setting bail, conducting preliminary hearings, and issuing arrest and search warrants. Magistrates have civil jurisdiction when the amount in controversy does not exceed \$2,500. However, in landlord-tenant matters and cases of bastardy, their jurisdiction is not limited by a dollar amount.

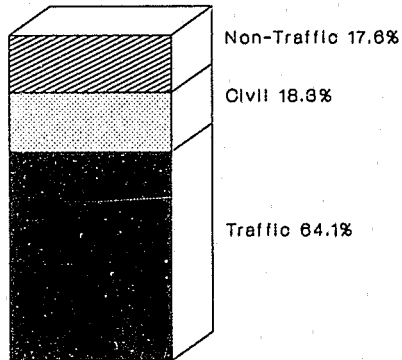
BREAKDOWN

Case Type	Number	Percentage
Criminal, Traffic	449,705	64.1%
Criminal, Non-Traffic	123,424	17.6%
Civil	128,322	18.3%

Source: SC Judicial Department, Annual Report for 1987



**CASES DISPOSED OF
IN SC MAGISTRATE COURTS
(For Year 1987)**



Source: South Carolina Judicial Dept.,
Annual Report 1987

.....

47.2% of all cases processed in SC Magistrate Courts in 1987 were disposed of by Bond Forfeiture.

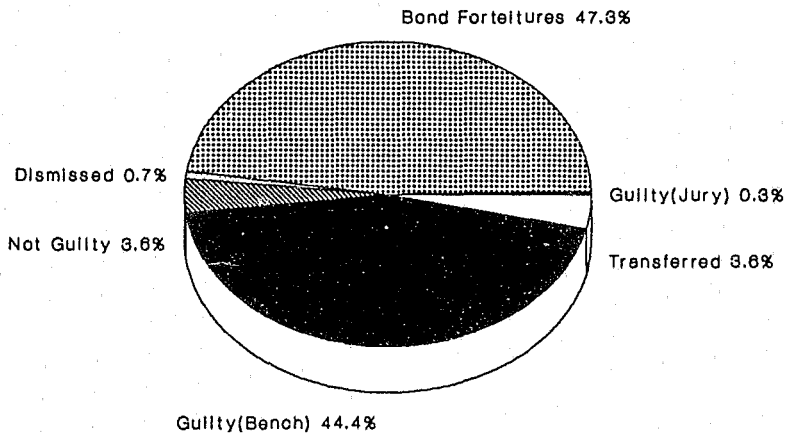
BREAKDOWN

Case Type	Number	Percentage
Bond Forfeitures	270,544	47.2%
Guilty (Bench Trial)	254,020	44.3%
Not Guilty	21,859	3.8%
Transferred, other	20,773	3.6%
Dismissed	4,220	.7%
Guilty (Jury Trial)	1,713	.3%

Source: SC Judicial Department, Annual Report for 1987



DISPOSITION OF CASES IN SC MAGISTRATE COURTS (For Year 1987)



Source: South Carolina Judicial Dept.,
Annual Report for 1987





SECTION IV CORRECTIONS

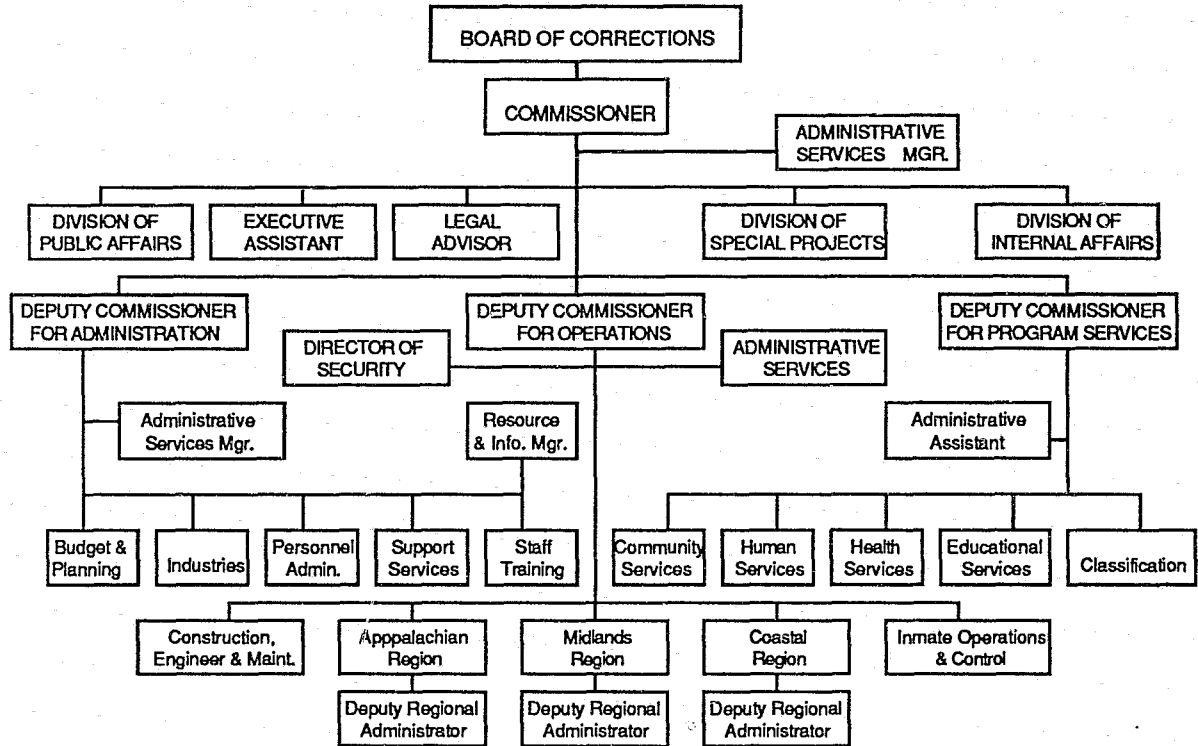
The South Carolina Department of Corrections is governed by the State Board of Corrections, a seven-member board, six of whom are appointed by the Governor, one from each of the six Congressional Districts of the State, upon the advice and consent of the Senate. The Governor is an ex-officio member of the Board. The Board is responsible for setting overall policy.

The Department is headed by a commissioner, appointed by the Board of Corrections, who administers Board policy and manages the day-to-day affairs of a modern penal system.

The Department is organized into three primary functional offices, or areas of responsibility: administration, operations, and program services, each of which is headed by a Deputy Commissioner. Other specific staff functions are attached to the Commissioner's Office (SC Department of Corrections, Annual Report for 1987 - 1988).



SOUTH CAROLINA DEPARTMENT OF CORRECTIONS



* As announced through June 30, 1988

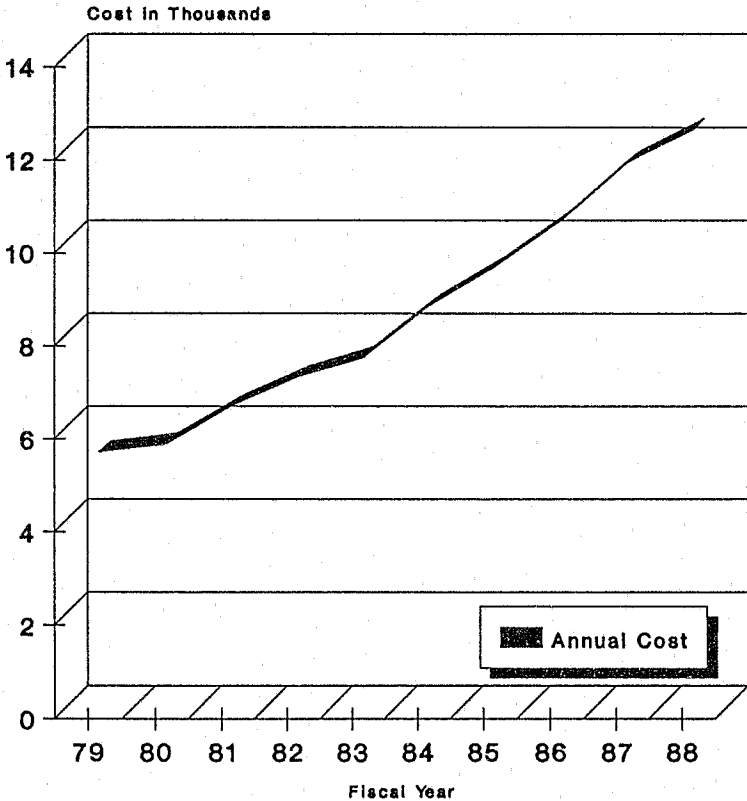
SCDC Annual Per-Inmate Costs increased 126% from Fiscal Year 1979 to Fiscal Year 1988.

Per-Inmate Costs		
	Annual	Daily
1979	5,488	15.03
1988	12,421	33.94
Percentage Increase	126%	126%

Source: SC Department of Corrections, Annual Report for 1988



SC DEPARTMENT OF CORRECTIONS ANNUAL PER INMATE COSTS (For Fiscal Years 1979 - 1988)



Source: SC Department of Corrections,
Annual Report for 1988



Burglary was the most prevalent serious offense among SCDC admissions during Fiscal Year 1988.


DISTRIBUTION

OFFENSE	NUMBER	PERCENTAGE
Robbery	382	4.5%
Assault	487	5.7%
Fraud	519	6.1%
Larceny	1,082	12.7%
Traffic	1,057	12.4%
Drugs	1,176	13.8%
Burglary	1,277	15.0%
All Others	3,041	35.8%

Source: SC Department of Corrections, Annual Report for 1988



DISTRIBUTION OF OFFENSES INMATES ADMITTED FY 1988 (Most Serious Offense)



Source: SC Department of Corrections,
Annual Report for 1988



The average sentence length for inmates admitted during Fiscal Year 1988 was five years and one month.

DISTRIBUTION

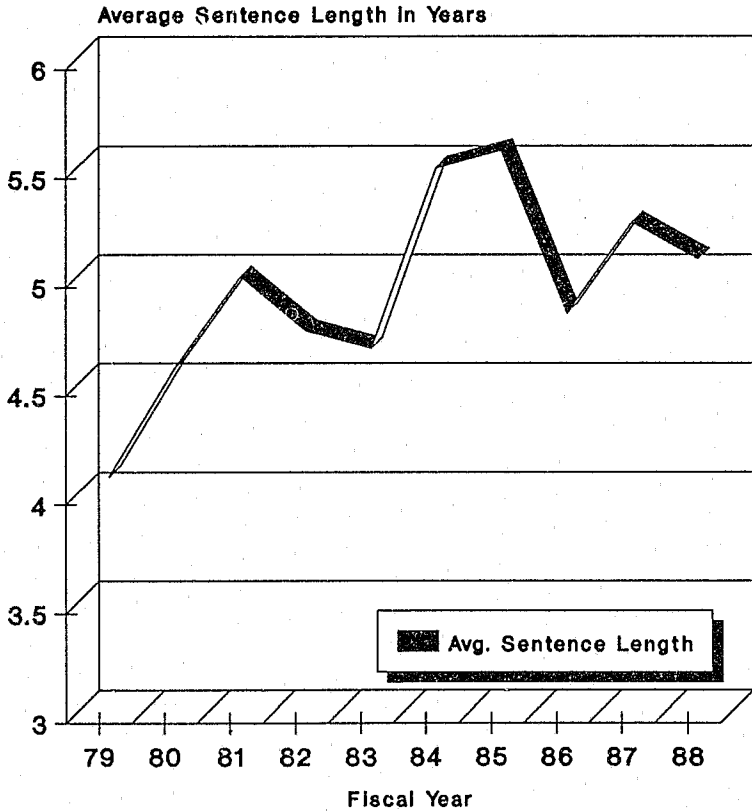
YEAR	AVG SENTENCE LENGTH (in years)
1979	4.08
1980	4.58
1981	5.00
1982	4.75
1983	4.67
1984	5.50
1985	5.58
1986	4.83
1987	5.25
1988	5.08

NOTE: This average does not include inmates with life, death and YOA sentences, or shock probationers.

Source: SC Department of Corrections, Annual Report for 1988



AVERAGE SENTENCE LENGTH, INMATES ADMITTED (For Fiscal Years 1979 - 1988)



Source: SC Department of Corrections,
Annual Report for 1988



Almost 62% of the inmates admitted during Fiscal Year 1988 were under the age of 30.

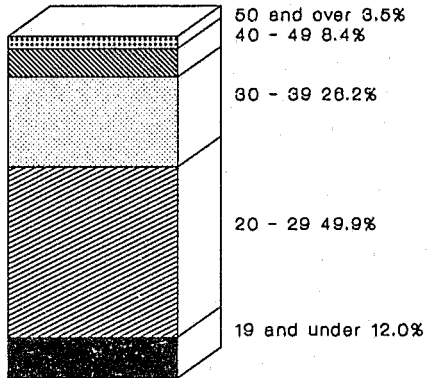
DISTRIBUTION

AGE	NUMBER
Under 17	13
17 - 19	1,007
20 - 24	2,231
25 - 29	2,012
30 - 34	1,397
35 - 39	832
40 - 44	459
45 - 49	253
50 and over	298

Source: SC Department of Corrections, Annual Report for 1988



**DISTRIBUTION OF AVERAGE INMATE AGE,
INMATES ADMITTED
(For Fiscal Year 1988)**



**Source: SC Department of Corrections,
Annual Report for 1988**



Over 50% of the inmates released during Fiscal Year 1988 had served terms of one year or less.

DISTRIBUTION

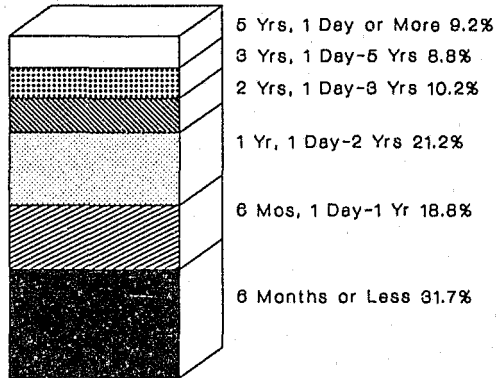
TIME SERVED	NUMBER
3 months or less	1,402
3 - 6 months	1,034
6 - 9 months	979
9 - 12 months	467
1 - 2 years	1,627
2 - 3 years	782
3 - 4 years	436
4 - 5 years	243
5 - 6 years	228
6 - 7 years	132
7 - 8 years	92
8 - 9 years	75
9 - 10 years	48
10 - 15 years	115
15 - 20 years	19
20 - 30 years	0
over 30 years	0

NOTE: Inmates released due to conditions such as paid fine, appeal bond, death, shock probation, etc. are not included in these numbers.

Source: SC Department of Corrections, Annual Report for 1988



DISTRIBUTION OF TIME SERVED, INMATES RELEASED (For Fiscal Year 1988)



Source: SC Department of Corrections,
Annual Report 1988





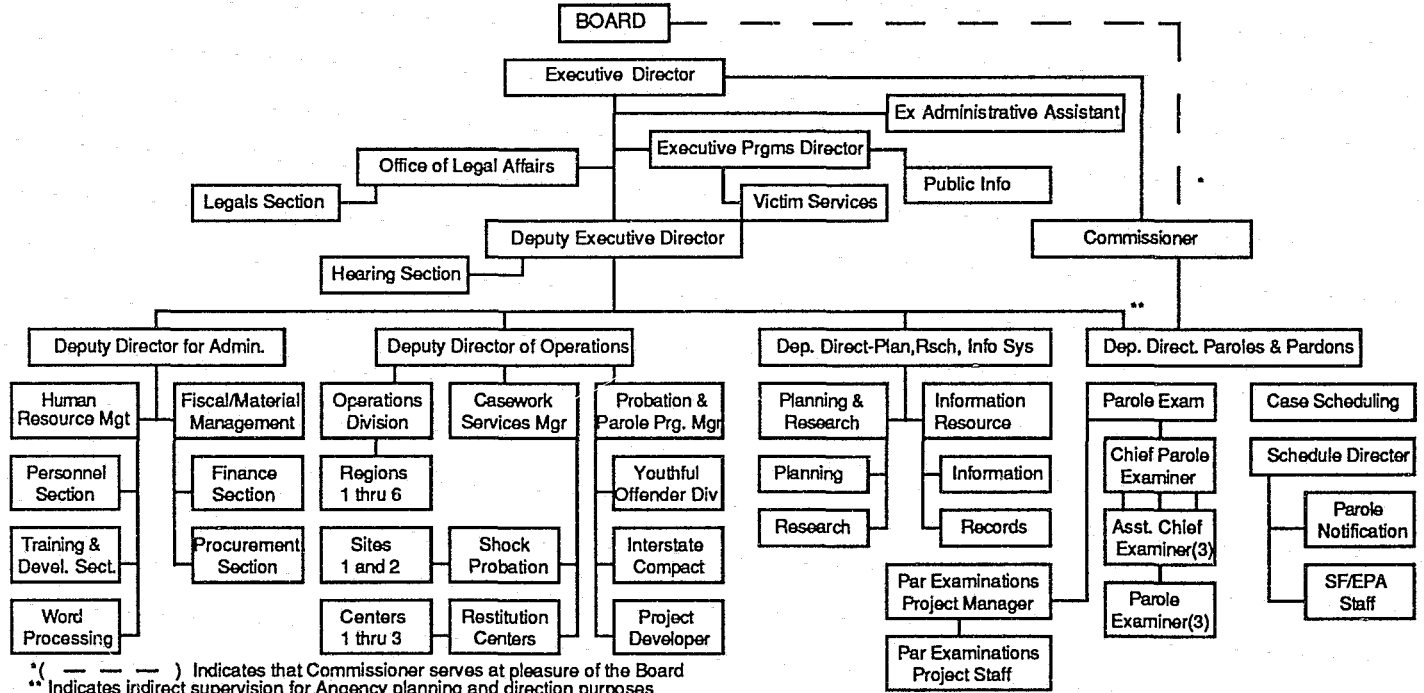
SECTION V
PROBATION, PAROLE & PARDON SERVICES

THE BOARD: The Board consists of seven volunteer members, appointed by the Governor and confirmed by the Senate to serve staggered, renewable, six-year terms. This all-volunteer board not only bears the burden of administering justice through the right to grant paroles and pardons, but has the added responsibility of overseeing the South Carolina Department of Probation, Parole, and Pardon Services (SC Department of Probation, Parole, and Pardon Services, Annual Report for 1988).

THE DEPARTMENT: The Department of Probation, Parole, and Pardon Services is responsible for the supervision of those offenders sentenced to probation by the court, paroled by the Board or placed on an early release program (SC Department of Probation, Parole and Pardon Services, Annual Report for 1988).



SOUTH CAROLINA DEPARTMENT OF PROBATION, PAROLE, AND PARDON SERVICES



* (- - -) Indicates that Commissioner serves at pleasure of the Board
 ** Indicates indirect supervision for Agency planning and direction purposes

The number of Probation, Parole and Pardon Services' clients has increased over 51% from FY 1983 to FY 1988.

TREND

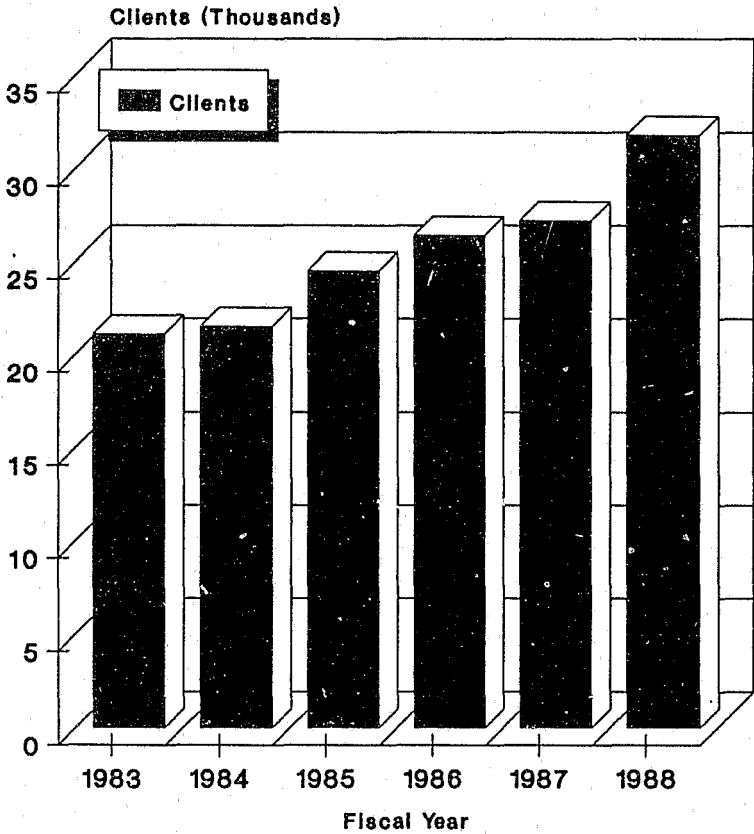
YEAR	NUMBER OF CLIENTS
1983	21,113
1984	21,551
1985	24,535
1986	26,423
1987	27,221
1988	31,814

Source: SC Department of Probation, Parole, and Pardon Services,
Annual Reports for 1988



NUMBER OF CLIENTS

(For Fiscal Years 1983 - 1988)



Source: SC Department of Probation,
Parole and Pardon Services
Annual Reports for FY's 1983 - 1988



Over *74% of the agents' work hours are spent on a one-to-one basis with clients.

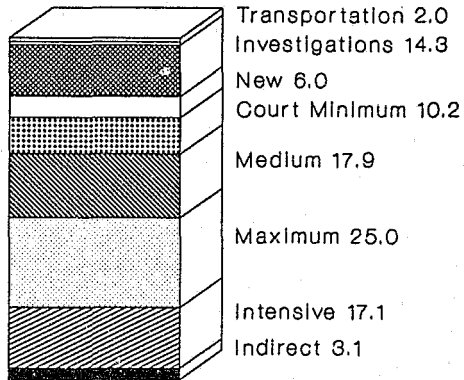
**Proportion of Agent Work Hours Required
by Function-- FY 1988**

	Percent
Investigations	*14.3%
Intensive	*17.1%
Maximum	*25.0%
Medium	*17.9%
Court	10.2%
Minimum	6.0%
New	4.3%
Indirect	3.1%
Transportation	2.0%

Source: SC Department of Probation, Parole, and Pardon Services,
Annual Report for 1988



PROPORTION OF AGENT WORK HOURS REQUIRED BY FUNCTION Fiscal Year 1988



Work Hours by Percentage

Source: SC Department of Probation,
Parole, and Pardon Services
Annual Report for 1988



Over 33% of offenders granted probation in Fiscal Year 1988 had committed a Traffic-Related Offense.

PROBATION: Probation is a court-imposed community sanction which suspends the imposition of all or part of the original sentence of incarceration and requires the offender, under supervision in the community, to adhere to a set of conditions which limits his freedom, with a provision for judicial revocation for breach of conditions.

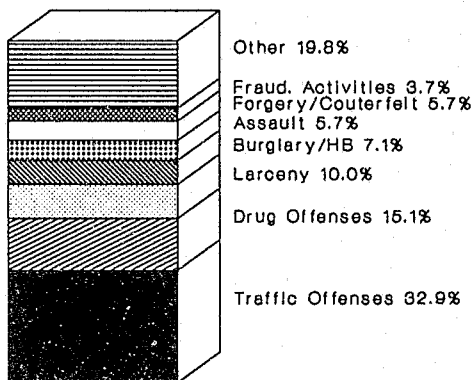
DISTRIBUTION

OFFENSE	NUMBER
Traffic Offenses	4,131
Drug Offenses	1,893
Larceny	1,254
Burglary/HB	886
Assault	715
Forgery/Counterfeit	715
Fraud. Activity	470
Other	2,478

Source: SC Department of Probation, Parole and Pardon Services,
Annual Report for 1988



OFFENSE CLASSIFICATION OF PROBATIONERS (For Fiscal Year 1988)



Source: SC Department of Probation
Parole and Pardon Services
Annual Report, Fiscal Year 1988



In FY 1988, over 12% of Probations were terminated due to a technical violation of the Probation Agreement.

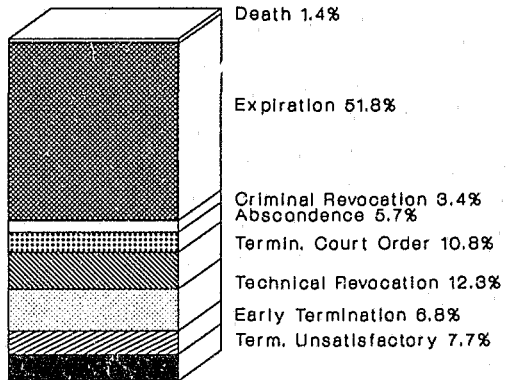
PROBATION TERMINATIONS BY CATEGORY

	NUMBER
Expirations	4,905
Early Terminations by Order	643
Terminations Unsatisfactory	734
Revocations, Criminal Offense	326
Revocations, Technical Offense	1,170
Abscondences	541
Terminations by Death	136
Terminations by Court Order	1,023

Source: SC Department of Probation, Parole and Pardon Services,
Annual Report for 1988



PROBATION TERMINATIONS BY CATEGORY (For Fiscal Year 1988)



Source: SC Department of Probation,
Parole and Pardon Services
Annual Report, Fiscal Year 1988



The Parole approval rate for Fiscal Year 1988 was 42.1%.

PAROLE: Parole is the conditional release of an individual from imprisonment, but not from legal custody of the state, to complete his sentence outside a correctional institution under conditions and provisions of supervision determined by the South Carolina Board of Probation, Parole, and Pardon Services. The sole authority to grant parole for an adult offender is vested in the Board.

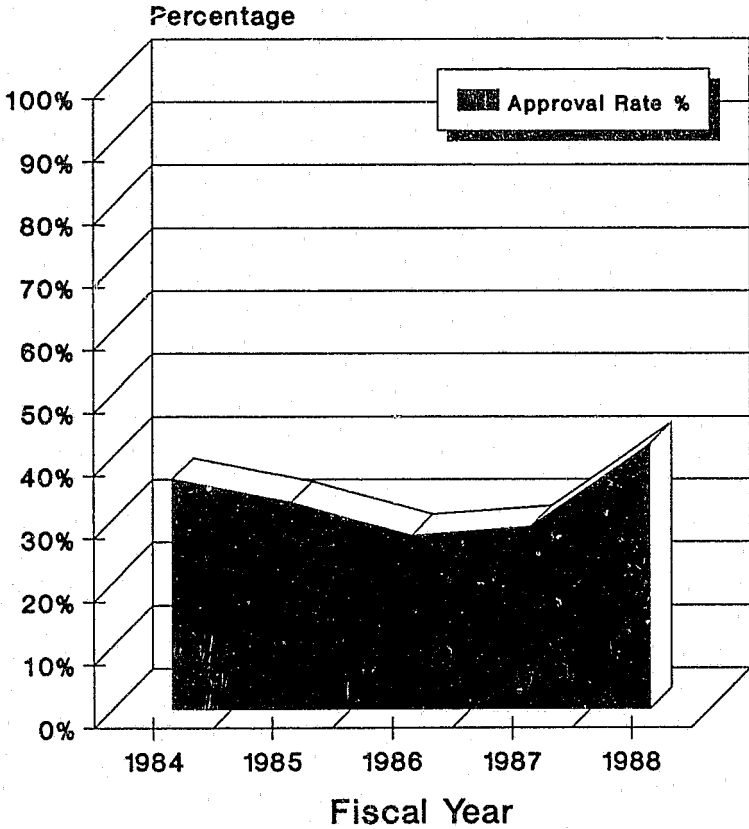
PAROLE HEARINGS SUMMARY

Fiscal Year	Hearings	Approvals	Approval Rate %
1984	3,479	1,269	36.5%
1985	4,115	1,349	32.8%
1986	3,255	894	27.5%
1987	3,573	1,031	28.9%
1988	3,065	1,289	42.1%

Source: SC Department of Probation, Parole and Pardon Services, Annual Report for 1988



PAROLE APPROVAL RATE (For Fiscal Years 1983 - 1988)



Source: SC Department of Probation,
Parole and Pardon Services
Annual Reports for FY's 1983 - 1988

.....

Successful Expirations accounted for over 50% of the Parole Terminations in Fiscal Year 1988.

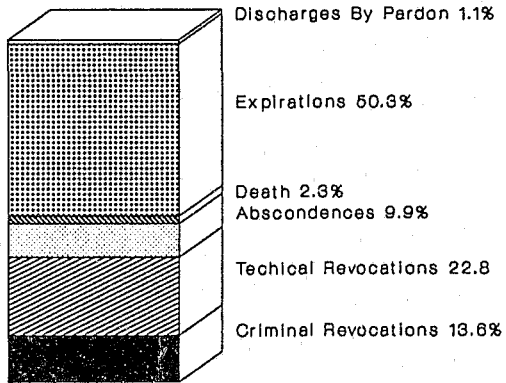
PAROLE TERMINATIONS BY CATEGORY

	NUMBER
Expirations	443
Revocations, Criminal Offense	120
Revocations, Technical Offense	201
Abscondences	87
Discharges by Pardon	10
Terminations by Death	20


Source: SC Department of Probation, Parole and Pardon Services,
Annual Report for 1988



PAROLE TERMINATIONS BY CATEGORY (For Fiscal Year 1988)



Source: SC Department of Probation,
Parole and Pardon Services
Annual Report, Fiscal Year 1988





SOURCES

Crime in South Carolina for Calendar Years 1978 through 1987, South Carolina Law Enforcement Division (SLED)

Annual Report for Fiscal Years 1979 through 1988, South Carolina Department of Corrections

Annual Report for Calendar Years 1983 through 1987, South Carolina Judicial Department

Annual Report for Fiscal Years 1983 through 1988, South Carolina Department of Probation, Parole, and Pardon Services

