



## Bureau of Justice Statistics

# Law Enforcement Management and Administrative Statistics, 1997: Data for Individual State and Local Agencies with 100 or More Officers

*Personnel*

*Expenditures and pay*

*Operations*

*Equipment*

*Computers and information systems*

*Policies and programs*

*Community policing*



---

# **Law Enforcement Management and Administrative Statistics, 1997: Data for Individual State and Local Agencies with 100 or More Officers**

**By Brian A. Reaves, Ph.D.  
and Andrew L. Goldberg**  
*BJS Statisticians*

**April 1999, NCJ 171681**

---

---

**U.S. Department of Justice**  
Bureau of Justice Statistics

Jan M. Chaiken, Ph.D.  
Director

Brian Reaves, Chief of the BJS Law Enforcement Statistics Unit, designed this volume, and prepared it with the assistance of Andrew Goldberg, BJS Statistician. Thomas Hester and Tina Dorsey provided production assistance. Marilyn Marbrook supervised final production for printing, assisted by Yvonne Boston.

Debra Cohen, Ph.D., Joseph B. Kuhns III, Tammy Rinehart, Karin Schmerler, and Meg Townsend of the Department of Justice's Office of Community Oriented Policing Services developed the community policing content of the 1997 LEMAS questionnaire.

The data were collected and processed by the Bureau of the Census, under the supervision of Stephanie Brown and Stephen Owens of the Governments Division. Census Bureau project staff included Carolyn Gates, Henrietta Herrin, Martha Haselbush, Martha Greene, and Patricia Torreyson. Sample selection and imputation procedures were done by Yukiko Ellis and Suzanne Dorinski of the Economic Statistical Methods and Procedures Division of the Census Bureau under the supervision of Carma Hogue.

# Contents

---

Tables with data for individual agencies	iv
Highlights	v
Foreword	ix
Introduction	x
Table A. Number of agencies, by State and type	xi
Table B. Agencies with 1,000 or more full-time sworn personnel including 500 or more officers responding to calls for service	xii
Table C. Summary data, by type of agency	xiii
<b>Data for individual agencies</b>	
I Personnel	1
II Expenditures and pay	51
III Operations	71
IV Equipment	121
V Computers and information systems	161
VI Policies and programs	201
VII Community policing	241
VIII. State agencies	261
<b>Appendix</b>	
Questionnaire	287

## Tables with data for individual agencies

---

### SECTION I. PERSONNEL

#### **Number of full-time employees, sworn officers, officers responding to calls for service, and percent change since 1993 in number of full-time employees, 1997**

- 1a. Local agencies, 1
- 1b. State agencies, 261

#### **Number of full-time and part-time sworn employees, and primary job function of full-time sworn employees, 1997**

- 2a. Local agencies, 11
- 2b. State agencies, 262

#### **Sex, race, and ethnicity of full-time sworn employees, 1997**

- 3a. Local agencies, 21
- 3b. State agencies, 263

#### **Screening methods used in selection of new officer recruits, 1997**

- 4a. Local agencies, 31
- 4b. State agencies, 264

#### **Education, residency, and training requirements, 1997**

- 5a. Local agencies, 41
- 5b. State agencies, 265

### SECTION II. EXPENDITURES AND PAY

#### **Operating expenditure, overtime pay expenditure, and overtime compensatory hours earned, 1997**

- 6a. Local agencies, 51
- 6b. State agencies, 266

#### **Starting salaries, collective bargaining, special pay, and officer membership organizations, 1997**

- 7a. Local agencies, 61
- 7b. State agencies, 267

### SECTION III. OPERATIONS

#### **Patrol allocation, 1997**

- 8a. Local agencies, 71
- 8b. State agencies, 268

#### **Communication systems operated and telephone calls for service received, 1997**

- 9a. Local agencies, 81
- 9b. State agencies, 269

#### **Traffic, vehicle, and special public safety functions performed, 1997**

- 10a. Local agencies, 91
- 10b. State agencies, 270

#### **Special operations, drug enforcement activities, and investigative support functions performed, 1997**

- 11a. Local agencies, 101
- 11b. State agencies, 271

#### **Court functions and detention facilities, 1997**

- 12a. Local agencies, 111
- 12b. State agencies, 272

### SECTION IV. EQUIPMENT

#### **Vehicle use policies, number of vehicles operated, and number of animals maintained, 1997**

- 13a. Local agencies, 121
- 13b. State agencies, 273

#### **Sidearm and body armor policies for field/patrol officers, 1997**

- 14a. Local agencies, 131
- 14b. State agencies, 274

#### **Types of nonlethal weapons authorized for use by officers, 1997**

- 15a. Local agencies, 141
- 15b. State agencies, 275

#### **Use of video cameras, night vision/electro-optic equipment, and vehicle pursuit devices, 1997**

- 16a. Local agencies, 151
- 16b. State agencies, 276

### SECTION V. COMPUTERS AND INFORMATION SYSTEMS

#### **In-field use of computers, 1997**

- 17a. Local agencies, 161
- 17b. State agencies, 277

#### **Use of digital imaging, AFIS systems, and computer mapping, 1997**

- 18a. Local agencies, 171
- 18b. State agencies, 278

#### **Types of computerized files, 1997**

- 19a. Local agencies, 181
- 19b. State agencies, 279

#### **Additional types of computerized files, 1997**

- 20a. Local agencies, 191
- 20b. State agencies, 280

### SECTION VI. POLICIES AND PROGRAMS

#### **Written policy directives, 1997**

- 21a. Local agencies, 201
- 21b. State agencies, 281

#### **Policies and procedures pertaining to excessive force complaints, 1997**

- 22a. Local agencies, 211
- 22b. State agencies, 282

#### **Special units for youth and family problems, 1997**

- 23a. Local agencies, 221
- 23b. State agencies, 283

#### **Additional special units, 1997**

- 24a. Local agencies, 231
- 24b. State agencies, 284

### SECTION VII. COMMUNITY POLICING

#### **Community policing plans, training, personnel, and facilities, 1997**

- 25a. Local agencies, 241
- 25b. State agencies, 285

#### **Community policing activities and policies, 1997**

- 26a. Local agencies, 251
- 26b. State agencies, 286

## Highlights

As of June 1997, there were more than 700 general purpose State and local law enforcement agencies with 100 or more full-time sworn personnel that included 50 or more uniformed officers responding to calls for service. These larger agencies collectively employed about 381,000 full-time sworn personnel, including about 226,000 officers assigned to respond to calls for service.

Nearly all of these agencies provided data in response to the 1997 Law Enforcement Management and Administrative Statistics (LEMAS) survey sponsored by the Bureau of Justice Statistics. Included among these respondents were 454 municipal police departments, 167 county sheriffs' departments, 30 county police departments, and the 49 primary State law enforcement agencies operating in each State except Hawaii.

### Personnel

In 1997 the Nation's larger municipal police departments employed an average of 23 full-time officers per 10,000 city residents. Larger county police and sheriffs' departments employed 13 and 12 officers per 10,000 county residents, respectively. The 49 primary State police agencies employed an average of about 2 officers per 10,000 State residents.

From 1993 to 1997 the median agency increase in number of full-time sworn personnel was 13% among sheriffs' departments, 9% among county and municipal police departments, and 4% among State police agencies.

Among county and municipal police departments, an average of 90% of the sworn personnel worked in field operations, and an average of 63% were uniformed officers with regular duties that included responding to calls for service.

In sheriffs' departments a smaller average percentage of officers worked in field operations (57%) and responded to calls for service (42%) because more officers were assigned to jail-

related (27%) and court-related (8%) duties. Across all types of agencies, an average of 5% of sworn personnel worked in administration, and 3% in technical support.

Sheriffs' departments (15%) employed a higher average percentage of female officers than county (11%), municipal (9%), or State (5%) police agencies. The average percentage of sworn personnel who were members of a racial or ethnic minority was 23% for county police departments, 19% for municipal police departments, 17% for sheriffs' departments, and 12% for State police agencies.

Nearly all law enforcement agencies with 100 or more officers screened applicants for sworn positions by means of a personal interview, background investigation, criminal record check, driving record check, and a medical exam. About 9 in 10 required psychological testing and a written aptitude exam. More than 4 in 5 required applicants to take a drug test, and nearly two-thirds administered a polygraph exam to applicants.

Nearly all of the 49 primary State police agencies (92%) had some type of residency requirement for new officers. About three-fifths of local law enforcement agencies with 100 or more officers had a residency requirement.

In 1997, 16% of State police agencies required a 2-year college degree, and 4% required a 4-year degree. County police were the next most likely to require either a 2-year (13%) or 4-year

(3%) degree. Among large municipal police agencies, 9% had a degree requirement, with 2% requiring a 4-year degree. Among sheriffs' departments, 6% required a degree, including 1% with a 4-year degree requirement.

The median number of hours of classroom training required of new officers was highest in State police agencies (823), and lowest in sheriffs' departments (448). The requirements for county and municipal police were 760 and 640 hours, respectively. The median field training hours required was 480 hours for county and municipal police, 436 for sheriffs' departments, and 360 for State police.

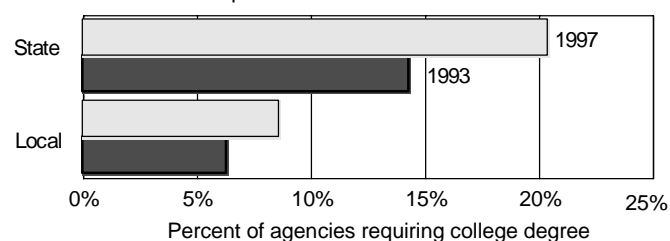
### Community policing

Thanks to the support of the Department of Justice's Office of Community Oriented Policing Services, the 1997 LEMAS survey was the first in the series to collect data on agency policies and practices as they relate to community policing. A majority of the Nation's larger county (63%) and municipal (61%) police agencies reported they had a formally written community policing plan, compared to fewer than half of sheriffs' departments (38%) and State police agencies (33%).

About four-fifths of larger county (80%) and municipal (79%) police departments had full-time community policing officers, with an average of 20 such officers each. Among larger sheriffs' departments, two-thirds had full-time community policing officers, with an average of 11 each.

#### Percent of law enforcement agencies that required new officers to have a 2-year or 4-year college degree, 1993 and 1997

Law enforcement agencies with 100 or more full-time sworn personnel



About three-fourths of larger county (77%) and municipal (74%) police agencies operated one or more community substations during 1997, as did about two-thirds of sheriffs' departments (66%), and two-fifths of State police agencies (39%).

In a large majority of municipal (80%) and county (73%) police departments with 100 or more officers, all new officer recruits received community policing training. This was true in less than half of larger sheriffs' departments (49%) and State police agencies (41%). In the majority of these latter two types of agencies, however, at least some recruits received such training.

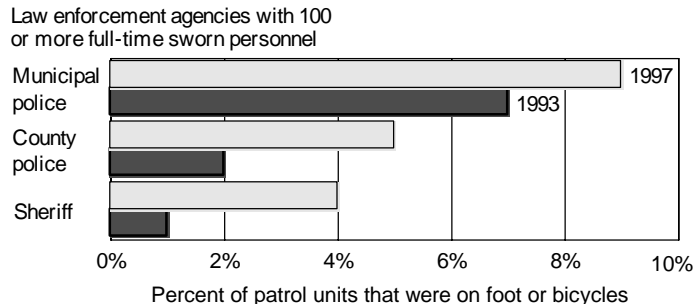
A large percentage of the municipal police (91%), county police (83%), and sheriffs' (79%) departments with 100 or more officers trained at least some of their in-service officers in community policing. Most State police agencies (57%) did so as well.

Two-thirds of larger local law enforcement agencies offered community policing training to citizens, compared to about a fourth of State agencies.

During the 12-month period ending June 30, 1997, nearly two-thirds of larger local law enforcement agencies (65%) formed problem-solving partnerships with community groups, local agencies, or others through written agreements. A majority (55%) also actively encouraged patrol officers to engage in problem-solving projects that utilized community policing concepts.

Nearly all larger local law enforcement agencies met with community groups during the 12-month period ending June 30, 1997. The largest percentages met with neighborhood associations (96%), school groups (88%), and business groups (82%). Many also met with tenants' associations (70%), youth service organizations (67%), advocacy groups (61%), and religious groups (61%). Nearly half surveyed citizens regarding their satisfaction with police services (49%) and their perceptions of crime problems (44%).

**Average percent of patrol units that were on foot or bicycles, 1993 and 1997**



### Operations

All State and local law enforcement agencies with 100 or more officers used automobiles for routine patrol during 1997. A majority of municipal police departments also used bicycle (76%), motorcycle (68%), and foot (55%) patrol routinely. A majority of county police departments used motorcycle (63%) and bicycle (57%) patrol.

The average percentage of all patrol units that were deployed in automobiles ranged from 97% in State police agencies to 84% for municipal police. Municipal police departments used the most motorcycle (5%), bicycle (5%) and foot (4%) patrol units. The use of foot and bike units was greater in 1997 than in 1993 for municipal police, county police, and sheriffs' departments.

More than three-fourths of the Nation's larger municipal police (85%), county police (80%), and sheriffs' (75%) departments participated in an enhanced (or expanded) 9-1-1 system in 1997. From 1993 to 1997, the overall percentage of larger local law enforcement agencies with enhanced 9-1-1 increased from 77% to 83%.

In addition to responding to citizen calls for service, all but a few of the municipal, county, and State police agencies with 100 or more officers also handled the enforcement of traffic laws and the investigation of traffic accidents. Most sheriffs' departments enforced traffic laws (88%) and investigated accidents (75%) as well.

About 9 in 10 large local law enforcement agencies and 3 in 4 State agencies performed Special Weapons and Tactics (SWAT) operations. A majority of sheriffs' departments had responsibility for search and rescue (75%) and underwater recovery (62%), and about half handled bomb disposal (49%). Most county police agencies handled bomb disposal (60%) and search and rescue (53%) and nearly half were responsible for underwater recovery (43%). Nearly half of State police agencies performed search and rescue (47%) and bomb disposal (45%).

A large percentage of county (93%) and municipal (82%) police agencies with 100 or more officers operated a full-time drug enforcement unit. About two-thirds of sheriffs' departments (69%) and State police agencies (65%) operated such a unit.

About three-fourths of county police (77%), municipal police (76%), and sheriffs' (75%) departments participated in a multi-agency drug enforcement task force during 1997, as did about half of the State police agencies. More than 90% of the agencies of each type had receipts from a drug asset forfeiture program during fiscal 1997.

Nearly all sheriffs' departments with 100 or more officers performed court-related functions such as executing arrest warrants (98%), providing court security (93%) and serving civil process (93%). Nearly all municipal police (93%) and county police (87%) also executed arrest warrants.

## Highlights

About 5 in 6 sheriffs' departments with 100 or more officers operated at least 1 jail facility during 1997, as did about 1 in 4 municipal police departments. Just one county police agency and no State police agencies operated a jail.

A majority of larger county police (80%), municipal police (72%), and sheriffs' (56%) departments operated at least one temporary holding (lockup) facility separate from a jail. Eighteen percent of State police agencies operated a lockup facility.

### Expenditures and pay

During fiscal 1997, the median total operating expenditure per employee in law enforcement agencies with 100 or more officers was \$56,800 for State police, \$55,500 for county police, \$54,000 for municipal police, and \$49,200 for sheriffs' departments. When only sworn personnel are included, the medians were \$82,600 for State police, \$77,500 for sheriffs' departments, \$73,500 for county police, and \$70,700 for municipal police.

The mean starting salary for entry-level officers was highest in municipal police agencies (\$29,859), followed by county police (\$27,901), State police (\$26,877), and sheriffs' departments (\$25,994). Officer salaries increased by an average of about 10% after 1 year of experience.

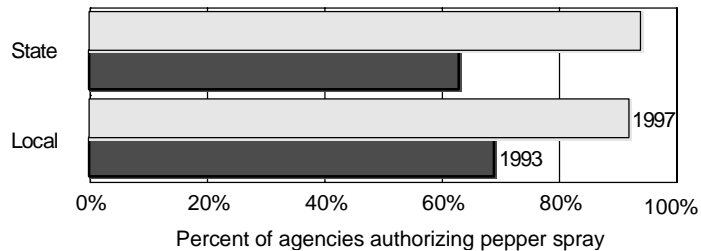
A majority of large municipal police (72%) and sheriffs' (62%) departments authorized educational incentive pay for officers, compared to 40% of county police and 20% of State police. County police were the most likely to authorize shift differential pay (63%), merit pay (60%), and hazardous duty pay (47%).

### Equipment

State police agencies operated an average of 102 cars per 100 officers. Among local agencies, county police operated an average of 81 cars per 100 officers, compared to 60 per 100 for sheriffs' departments and 57 per 100 for municipal police.

### Percent of law enforcement agencies authorizing the use of pepper spray, 1993 and 1997

Law enforcement agencies with 100 or more full-time sworn personnel



Eighty-six percent of State law enforcement agencies operated at least one airplane. This was a much higher percentage than for sheriffs' (27%), county police (20%) or municipal police (6%) departments.

About two-thirds of State law enforcement agencies (69%) operated at least one helicopter. This was also a higher percentage than for county police (47%), sheriffs' (39%), or municipal police (14%) departments.

Sheriffs' departments (76%) were about twice as likely as county (40%) or State (37%) police agencies to use boats and about 3 times as likely as municipal police (26%) to do so.

All but a few of the State and local law enforcement agencies with 100 or more officers authorized their officers to use semiautomatic sidearms. About two-thirds of the State police agencies authorized the .40-caliber version and about half the 9mm. More than two-thirds of municipal police (74%), sheriffs' (69%) and county police (67%) departments authorized 9mm semiautomatic sidearms. A majority of sheriffs' departments also authorized their officers to use .40-caliber semiautomatic sidearms.

About two-fifths of larger sheriffs' (41%) and municipal police (39%) departments required all field officers to wear body armor compared to about a fourth of State and county police agencies.

The use of batons was authorized by all but a few agencies, with the collapsible variety the most likely to be authorized by both State (78%) and local (71%) agencies. Pepper spray was also a widely authorized type of nonlethal weapon, with over 90% of the agencies of each type allowing for its use. For each agency type, this was an increase over 1993 levels.

After batons and pepper spray, flash/bang grenades were the next most authorized nonlethal weapons, with 73% of local and 59% of State law enforcement agencies authorizing them.

About three-fourths of State police agencies used video cameras in at least some patrol cars during 1997, as did a majority of larger sheriffs' (57%) and county (53%) police agencies. Municipal police departments (41%) were the least likely to be using in-car video cameras.

About two-thirds of State police agencies (69%) were using tire deflation spikes in 1997. Among local law enforcement agencies with 100 or more officers, nearly half of sheriffs' departments (47%) used them compared to about a fourth of county (27%) and municipal (22%) police departments.

Nearly three-fifths of larger county police agencies (57%) were using stolen vehicle tracking devices, compared to about a third of municipal police (35%) and a fifth of sheriffs' and State police agencies.



## Computers and information systems

More than 90% of State police agencies used some type of mobile computer or digital terminal in 1997, as did 78% of larger local law enforcement agencies. Laptops were used by a majority of both State (88%) and local (62%) agencies. Car-mounted digital terminals were used by about half of municipal police agencies compared to about a third of other agencies.

During 1997 the Nation's larger law enforcement agencies primarily used paper reports to transmit field report data to their central information system. Some State police (10%), municipal police (8%), and sheriffs' (7%) departments used computer methods such as diskette transfer or laptop downloads.

In about half of larger local law enforcement agencies and a third of State agencies, at least some officers had direct computer access to vehicle and driving records while in the field. In more than a fourth of larger local law enforcement agencies, at least some officers in the field had direct computer access to criminal history (28%) and calls for service (27%) information.

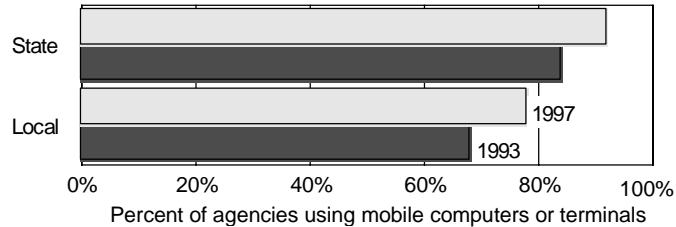
About half of larger local law enforcement agencies used digital imaging for mug shots during 1997, including 68% of sheriffs' departments. Fifty percent of county police departments used digital imaging for suspect composites, as did 41% of sheriffs' departments and 30% of municipal police departments.

A majority of State and local law enforcement agencies with 100 or more officers either owned or had access to an Automated Fingerprint Identification System (AFIS). This included four-fifths of county police agencies and nearly three-fourths of sheriffs' departments.

Three-fifths of larger local law enforcement agencies used computers for crime mapping during 1997. Nearly half were geocoding and mapping incident (49%) and calls for service (44%) data. More than a third were geocoding and mapping arrest data (36%).

### Percent of law enforcement agencies using mobile computers or terminals, 1993 and 1997

Law enforcement agencies with 100 or more full-time sworn personnel



More than three-fourths of larger local law enforcement agencies maintained computerized files on calls for service (94%), arrests (93%), incident reports (88%), evidence (81%), criminal histories (78%), and warrants (77%).

### Policies and programs

All local law enforcement agencies with 100 or more officers had written policies pertaining to the use of deadly force. In addition, nearly all had directives on employee conduct and appearance (99%), handling juveniles (97%), less-than-lethal force (97%), citizen complaints (96%), domestic disputes (96%), and off-duty employment (95%).

All State law enforcement agencies had written directives on deadly force, employee conduct and appearance, and off-duty employment, and 94% had directives pertaining to citizen complaints and less-than-lethal force.

A majority of both State and local agencies had written directives on discretionary arrest powers, employee counseling, maximum work hours for officers,

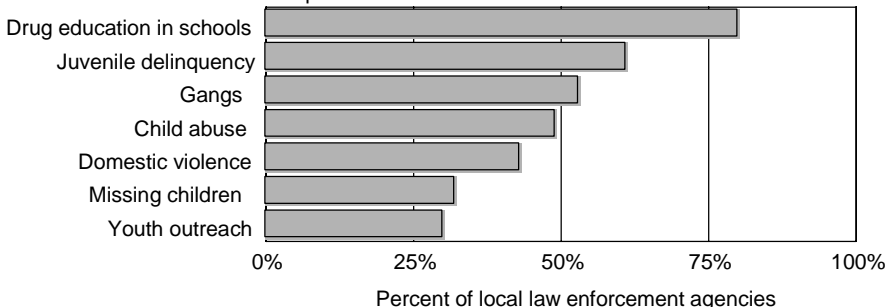
handling mentally ill persons, and strip searches.

All but a few of the State and local law enforcement agencies with 100 or more officers had a written policy pertaining to vehicle pursuits. Both local (82%) and State (59%) agencies were most likely to have a policy that restricted vehicle pursuits by specific criteria such as type of offense or speed. State agencies (37%) were more likely than local ones (10%) to have a policy that leaves pursuit decisions to the officer's discretion. In a small percentage of municipal police (4%) and sheriffs' (3%) departments, the official agency policy discouraged all vehicle pursuits.

Many larger local law enforcement agencies operated special units with personnel assigned full-time to address specific community problems. Four-fifths had a full-time unit for drug education in schools, and more than half operated a unit to deal with juvenile delinquency (61%) and gang (53%) problems. Nearly half had full-time special units for child abuse (49%) and domestic violence (43%).

### Percent of local agencies operating full-time special units for youth and family problems, 1997

Special units in local law enforcement agencies with 100 or more full-time sworn personnel



The Bureau of Justice Statistics (BJS) began the Law Enforcement Management and Administrative Statistics (LEMAS) program in 1987 with a nationwide survey of the Nation's State and local law enforcement agencies. Updated versions of the survey were completed in 1990, 1993, and 1997. The current volume presents 1997 data provided by 700 State and local law enforcement agencies employing 100 or more full-time officers. As in the 1993 volume, sections on personnel, expenditures and pay, operations, equipment, computers and information systems, and policies and programs are included.

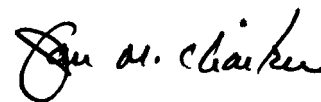
This volume marks the first time a specific community policing section has been included, with the survey questions developed and administered through funding from the Office of Community Oriented Policing Services (COPS). An outgrowth of the ongoing collaboration between BJS and COPS, the 1997 LEMAS survey is expected to be instrumental in assessing the state of law enforcement, specifically community policing, in the United States.

Since the advent of the 1994 Violent Crime Act, the COPS Office has been tasked with the goal of funding 100,000 new officers by the year 2000 and advancing community policing nationwide. Towards this end, the COPS Office created numerous grant programs to fund the hiring of additional police officers and to help promote the practice of community policing. The inclusion of community policing questions in the 1997 LEMAS survey, therefore, is but one step in assessing the potential impact these programs may have had directly or indirectly on law enforcement agencies across the country.

We are pleased to present you with the results of the 1997 LEMAS survey, which includes the new community policing questions, and hope that the information gleaned from these data will help further our knowledge of law enforcement as it exists today. In addition, we hope the results of the survey will provide law enforcement agencies an opportunity to assess their progress in community policing relative to that of comparable jurisdictions and the profession as a whole. In closing, we gratefully acknowledge the participation of those agencies that have given us a glimpse into their law enforcement practices and hope that this information will be of use to them and the communities they serve.



Joseph E. Brann  
Director  
Office of Community  
Oriented Policing Services



Jan M. Chaiken, Ph.D.  
Director  
Bureau of Justice Statistics

## Introduction

---

The 1997 Law Enforcement Management and Administrative Statistics (LEMAS) survey included all State and local agencies employing 100 or more full-time sworn personnel as reported in a BJS census of State and local law enforcement agencies conducted in 1996. The survey also included a nationally representative sample of agencies that employed fewer than 100 officers. These smaller agencies received a shorter version of the survey questionnaire that was sent to the larger agencies.

The initial mailing of the LEMAS questionnaire was conducted in July 1997. The reference date for all personnel-related questions was the pay period that included June 30, 1997. For other questions it was June 30, 1997 unless otherwise indicated. The data were collected by the Bureau of the Census for BJS.

A total of 3,597 agencies received the 1997 LEMAS questionnaire, and 3,412 (95%) responded. Of the 968 agencies with 100 or more officers that received the survey, 909 (94%) responded. This was the fourth survey in the LEMAS program with previous data collections occurring in 1987, 1990, and 1993.

### Overview of this volume

This volume presents individual agency data for 700 larger State and local law enforcement agencies that responded to the 1997 LEMAS survey. Agencies with special geographic jurisdictions such as university campuses, public school districts, transportation systems, parks and recreation facilities, airports, waterways, public housing, or State government buildings are excluded. Agencies with special enforcement responsibilities such as natural resource and conservation laws, alcohol control laws, or agricultural laws are also excluded.

The volume includes the 49 primary State law enforcement agencies operating in each State except Hawaii. (The Hawaii Department of Public Safety primarily performs court-related duties).

General purpose local law enforcement agencies that responded to the LEMAS survey are included as long as they met the following criteria:

1. Employment of 100 or more full-time sworn officers as of June 1996 (reference month for the 1996 agency census).
2. Employment of 100 or more full-time sworn officers as of June 1997 (reference month for the 1997 LEMAS survey).
3. Employment of 50 or more full-time uniformed sworn officers with regular assigned duties that included responding to calls for service as of June 1997.

A total of 651 local law enforcement agencies are included. This includes 30 county police departments, 454 municipal police departments, and 167 sheriffs' departments and offices. Local agencies from every State except Maine, North Dakota, Vermont, and Wyoming are included. These States had no local agencies that met the above requirements for inclusion. A summary of the number and type of agencies from each State is in Table A.

### Organization of data tables

Table B lists the State and local law enforcement agencies employing 1,000 or more full-time sworn personnel that included 500 or more uniformed officers whose regular assigned duties included responding to calls for service. These are the agencies with the largest number of sworn personnel providing direct law enforcement services.

Table C presents summary data, by type of agency, for the variables that are included in the individual agency tables that follow. The reader should refer to the notes in the corresponding individual data agency tables when using data from table C.

Following the 3 summary data tables are tables containing individual data for State and local law enforcement agencies with 100 or more officers. The 26 tables for local agencies are presented first as tables 1a through 26a. Following local agency tables are tables 1b through 26b covering the State agencies.

Local agencies are listed alphabetically by State and county. Within each county, the county sheriffs' department or county police department is listed first, if applicable. These are followed, in alphabetical order, by the municipal police agencies operating within that county.

The reader should refer to the note following each table for the explanation of symbols and codes as well as other important information. A triple dash ("---") is used in all tables to indicate that a particular data item was not provided by an agency.

**Table A. Number of LEMAS survey respondents with 100 or more full-time sworn personnel including 50 or more officers responding to calls for service\*, by State and type of agency, 1997**

State	Total	Type of agency				Primary State police
		County police	Municipal police	Sheriff		
Alabama	14	0	10	3	1	
Alaska	2	0	1	0	1	
Arizona	12	0	8	3	1	
Arkansas	6	0	4	1	1	
California	86	0	60	25	1	
Colorado	16	0	9	6	1	
Connecticut	16	0	15	0	1	
Delaware	3	1	1	0	1	
District of Columbia	1	0	1	0	0	
Florida	71	1	37	32	1	
Georgia	22	6	8	7	1	
Hawaii	4	3	1	0	0	
Idaho	3	0	1	1	1	
Illinois	23	0	18	4	1	
Indiana	16	0	12	3	1	
Iowa	6	0	5	0	1	
Kansas	10	0	6	3	1	
Kentucky	6	1	3	1	1	
Louisiana	22	0	8	13	1	
Maine	1	0	0	0	1	
Maryland	10	5	2	2	1	
Massachusetts	22	0	21	0	1	
Michigan	24	0	18	5	1	
Minnesota	6	0	4	1	1	
Mississippi	6	0	4	1	1	
Missouri	10	1	6	2	1	
Montana	2	0	1	0	1	
Nebraska	3	0	2	0	1	
Nevada	6	1	2	2	1	
New Hampshire	3	0	2	0	1	
New Jersey	35	0	31	3	1	
New Mexico	5	0	3	1	1	
New York	31	3	21	6	1	
North Carolina	20	1	13	5	1	
North Dakota	1	0	0	0	1	
Ohio	15	0	11	3	1	
Oklahoma	7	0	4	2	1	
Oregon	8	0	3	4	1	
Pennsylvania	12	1	10	0	1	
Rhode Island	6	0	5	0	1	
South Carolina	13	1	5	6	1	
South Dakota	2	0	1	0	1	
Tennessee	12	0	8	3	1	
Texas	44	0	36	7	1	
Utah	4	0	3	0	1	
Vermont	1	0	0	0	1	
Virginia	21	5	13	2	1	
Washington	15	0	8	6	1	
West Virginia	3	0	2	0	1	
Wisconsin	12	0	7	4	1	
Wyoming	1	0	0	0	1	
<b>Total</b>	<b>700</b>	<b>30</b>	<b>454</b>	<b>167</b>	<b>49</b>	

Note: Table based on full-time personnel only. Table excludes special police agencies.  
 \*Defined as any uniformed officer whose regularly assigned duties included responding to calls for service.

**Table B. Local and State law enforcement agencies with 1,000 or more full-time sworn personnel including 500 or more officers responding to calls for service, 1997**

State	Name of agency	Full-time sworn officers	
		Total	Responding to calls for service*
<b>Local agencies</b>			
New York	New York City Police	38,328	27,422
Illinois	Chicago Police	13,271	11,555
California	Los Angeles Police	9,423	6,043
Pennsylvania	Philadelphia Police	6,782	5,872
Texas	Houston Police	5,355	4,661
District of Columbia	Washington Metropolitan Police	3,618	3,245
Michigan	Detroit Police	4,070	3,017
Texas	Dallas Police	2,817	2,457
Maryland	Baltimore Police	3,082	2,390
Massachusetts	Boston Police	2,190	1,600
Wisconsin	Milwaukee Police	2,151	1,521
California	Los Angeles County Sheriff	8,021	1,516
Florida	Metro-Dade Police	2,920	1,502
Ohio	Columbus Police	1,726	1,368
Louisiana	New Orleans Police	1,576	1,302
New York	Nassau County Police	2,935	1,300
Arizona	Phoenix Police	2,428	1,223
New York	Suffolk County Police	2,711	1,195
California	San Francisco Police	2,006	1,162
California	San Diego Police	1,964	1,058
Hawaii	Honolulu Police	1,691	1,048
Ohio	Cleveland Police	1,798	1,041
Texas	San Antonio Police	1,867	1,022
California	San Jose Police	1,336	953
Missouri	St. Louis Police	1,608	940
New Jersey	Newark Police	1,407	922
Florida	Broward County Sheriff	1,906	905
Tennessee	Memphis Police	1,498	862
Maryland	Baltimore County Police	1,608	849
Pennsylvania	Pittsburgh Police	1,122	814
Missouri	Kansas City Police	1,172	792
North Carolina	Charlotte-Mecklenburg Police	1,286	746
Nevada	Las Vegas Metropolitan Police	1,709	729
Colorado	Denver Police	1,412	718
Florida	Jacksonville Sheriff	1,438	698
Washington	Seattle Police	1,232	695
Florida	Hillsborough County Sheriff	1,743	662
California	Riverside County Sheriff	1,179	657
Maryland	Prince George's County Police	1,264	639
Georgia	Atlanta Police	1,612	608
Florida	Palm Beach County Sheriff	1,615	599
Texas	Fort Worth Police	1,200	584
California	San Bernardino County Sheriff	1,246	583
California	Sacramento County Sheriff	1,173	550
Tennessee	Nashville Metropolitan Police	1,279	532
Texas	Harris County Sheriff	2,474	530
Florida	Miami Police	1,007	514
Virginia	Fairfax County Police	1,049	509
<b>State agencies</b>			
California	California Highway Patrol	6,532	5,253
New York	New York State Police	3,979	2,558
Texas	Texas Department of Public Safety	2,757	2,260
Pennsylvania	Pennsylvania State Police	4,098	2,112
Florida	Florida Highway Patrol	1,637	1,495
Massachusetts	Massachusetts State Police	2,270	1,300
New Jersey	New Jersey State Police	2,555	1,225
Ohio	Ohio State Highway Patrol	1,354	1,218
Michigan	Michigan State Police	2,054	1,185
North Carolina	North Carolina State Highway Patrol	1,298	1,090
Maryland	Maryland State Police	1,516	1,014
Illinois	Illinois State Police	1,980	980
Virginia	Virginia State Police	1,658	924
Indiana	Indiana State Police	1,222	797
Missouri	Missouri State Highway Patrol	1,056	733

\*Defined as any uniformed officer whose regularly assigned duties included responding to calls for service.

**Table C. Summary data for State and local law enforcement agencies with 100 or more officers, by type of agency, 1997**

Item description	Local law enforcement agencies				Primary State law enforcement agencies (N=49)
	Total (N=651)	County police (N=30)	Municipal police (N=454)	Sheriff (N=167)	
<b>PERSONNEL</b>					
<b>Number of agencies by number of full-time sworn personnel</b>					
1,000 or more	55	7	34	14	15
500-999	68	4	39	25	17
250-499	133	11	74	48	11
100-249	395	8	307	80	6
<b>Total number of:</b>					
Full-time employees	436,857	29,361	289,278	118,218	82,261
Full-time sworn officers	326,968	22,479	225,820	78,669	54,206
<b>Average number of:</b>					
Full-time employees per 10,000 residents	25	17	29	17	4
Full-time sworn officers per 10,000 residents	19	13	23	12	2
<b>Median percent change in number of full-time employees 1993-97</b>					
Total employees	10 %	9 %	9 %	15 %	7 %
Sworn officers	9	9	9	13	4
Civilian employees	10	8	8	13	6
<b>Average percent of:</b>					
Full-time employees who are sworn officers	76 %	78 %	78 %	70 %	68 %
Sworn officers regularly assigned to respond to calls for service	57	60	63	42	77
Sworn officers working patrol during 24-hour period	23	25	26	16	30
<b>Average percent of sworn employees by job function category</b>					
Administration	5 %	5 %	5 %	5 %	5 %
Field operations	82	91	90	57	92
Technical support	3	3	3	3	3
Jail operations	7	1	--	27	0
Court operations	2	--	--	8	--
Other functions	--	--	--	--	--
<b>Average percent of civilian employees by job function category</b>					
Administration	11 %	9 %	11 %	9 %	12 %
Field operations	8	12	9	5	9
Technical support	63	74	71	40	76
Jail operations	13	1	4	38	0
Court operations	1	0	--	3	--
Other functions	4	5	5	3	3
<b>Average percent of sworn employees by sex</b>					
Male	89 %	89 %	91 %	85 %	95 %
Female	11	11	9	15	5
<b>Average percent of sworn employees by race</b>					
White, non-Hispanic	81 %	77 %	81 %	83 %	88 %
Black, non-Hispanic	10	11	10	10	7
Hispanic, any race	7	4	7	6	4
Asian/Pacific Islander	1	7	1	1	1
American Indian/Alaska Native	--	--	--	--	1
<b>Percent of agencies using screening methods for selection of new officer recruits</b>					
Background investigation	99 %	100 %	99 %	100 %	100 %
Criminal record check	99	100	99	99	100
Driving record check	98	100	98	98	100
Drug test	87	100	86	85	82
Medical exam	98	100	98	97	98
Physical agility test	80 %	83 %	85 %	64 %	92 %
Psychological screen	94	93	96	89	92
Polygraph exam	63	73	63	59	67
Voice stress analyzer	6	7	5	10	4
Written aptitude test	87	93	89	80	94

**Table C. - continued**

Item description	Local law enforcement agencies				Primary State law enforcement agencies (N=49)
	Total (N=651)	County police (N=30)	Municipal police (N=454)	Sheriff (N=167)	
<b>PERSONNEL (CONT.)</b>					
<b>Percent of agencies with residency requirement for new officers</b>					
Within State	14 %	33 %	13 %	13 %	51 %
Within city or county	28	17	24	39	10
Within other specified area	22	10	26	11	31
No requirement	37	40	36	38	8
<b>Percent of agencies with educational requirement for new officers</b>					
4-year college degree	2 %	3 %	2 %	1 %	4 %
2-year college degree	7	13	7	5	16
Nondegree college requirement	13	10	16	5	16
High school diploma	78	73	75	89	61
<b>Median number of training hours required for officers</b>					
Classroom training hours for new officers	620	760	640	448	823
Field training hours for new officers	480	483	480	436	360
Annual in-service training hours for field/patrol officers	24	24	24	24	24
<b>Percent of agencies with drug testing of regular field officers</b>					
Mandatory testing of all regular field officers	21 %	20 %	17 %	34 %	10 %
Random selection process	32	70	31	29	37
When use is suspected	59	67	61	51	61
No drug testing of regular field officers	14	10	15	9	27
<b>Percent of agencies with drug testing of civilian employees</b>					
Mandatory testing of all civilian employees	21 %	3 %	18 %	34 %	2 %
Random selection process	16	20	16	16	24
When use is suspected	52	57	52	50	49
No drug testing of civilian employees	24	27	26	18	41
<b>EXPENDITURES AND PAY</b>					
<b>Median fiscal 1997 operating expenditure</b>					
Per agency (in thousands)	\$16,383	\$28,257	\$13,765	\$20,723	\$57,097
Per employee	\$52,125	\$55,471	\$53,956	\$49,215	\$56,789
Per sworn officer	\$72,514	\$73,527	\$70,670	\$77,514	\$82,562
Per resident	\$133	\$100	\$151	\$78	\$19
<b>Median fiscal 1997 overtime expenditure</b>					
Total (in thousands)	\$611	\$1,061	\$599	\$611	\$1,462
Per full-time sworn officer	\$2,859	\$3,198	\$3,039	\$1,984	\$2,099
<b>Average base starting salary</b>					
Chief executive	\$76,321	\$75,384	\$74,275	\$82,114	\$72,228
Sergeant/first-line supervisor	\$41,876	\$39,526	\$44,151	\$36,099	\$37,385
Officer with 1 year experience	\$31,488	\$30,093	\$32,787	\$28,209	\$29,721
Entry-level officer	\$28,778	\$27,901	\$29,859	\$25,994	\$26,877
<b>Percent of agencies authorizing collective bargaining</b>					
Sworn employees	63 %	50 %	71 %	43 %	49 %
Civilian employees	53	43	59	40	43
<b>Percent of agencies authorizing special pay for officers</b>					
Educational incentive pay	68 %	40 %	72 %	62 %	20 %
Hazardous duty pay	28	47	27	27	29
Merit pay	37	60	32	48	33
Shift differential pay	43	63	47	29	51
<b>Percent of agencies authorizing membership organizations for officers</b>					
Police union	65 %	63 %	73 %	43 %	55 %
Nonpolice union	39	47	43	26	33
Police association	88	83	91	78	90

**Table C - continued**

Item description	Local law enforcement agencies				Primary State law enforcement agencies (N=49)
	Total (N=651)	County police (N=30)	Municipal police (N=454)	Sheriff (N=167)	
<b>OPERATIONS</b>					
<b>Percent of agencies that deploy each type of patrol unit on a routine basis</b>					
Automobile patrol units	100 %	100 %	100 %	100 %	100 %
Motorcycle patrol units	60	63	68	40	35
Foot patrol units	44	43	55	14	10
Bicycle patrol units	62	57	76	28	16
Horse patrol units	17	17	21	7	2
Marine patrol units	24	27	14	49	16
<b>Percent of agencies that deploy each type of patrol unit for special events only</b>					
Motorcycle patrol units	12 %	20 %	11 %	11 %	20 %
Foot patrol units	45	50	40	60	31
Bicycle patrol units	21	27	17	31	10
Horse patrol units	18	0	10	44	6
Marine patrol units	15	13	11	27	12
<b>Average percent of all patrol units deployed on shifts of 7 hours or longer during designated 24-hour periods that were comprised of:</b>					
Automobile patrol units	86 %	91 %	84 %	91 %	97 %
Motorcycle patrol units	4	3	5	2	1
Foot patrol units	3	3	4	1	--
Bicycle patrol units	4	2	5	2	--
Horse patrol units	1	--	1	--	0
Marine patrol units	1	--	--	2	1
<b>Average percent of all patrol units deployed on shifts of 7 hours or longer during designated 24-hour periods that were comprised of:</b>					
One-officer patrol units	91 %	97 %	89 %	95 %	97 %
Two-officer patrol units	9	3	11	5	3
<b>Percent of agencies participating in a 9-1-1 emergency system:</b>					
Expanded/enhanced 9-1-1 system	83 %	80 %	85 %	77 %	37 %
Basic 9-1-1 system	15	17	14	19	35
<b>Percent of agencies using special communications system</b>					
Three-digit phone number for non-emergency calls	6 %	7 %	6 %	5 %	6 %
Fax-based mass notification system	13	13	10	21	16
Phone-based mass notification system	24	27	23	27	20
<b>Median number of telephone calls for service per officer received during 12-month period ending June 30, 1997</b>					
Calls received per officer on 9-1-1 emergency system	385	637	415	304	78
Calls received per officer on non-emergency numbers	437	322	438	467	237
<b>Percent of agencies with primary responsibility for traffic and vehicle-related functions:</b>					
Accident investigation	93 %	90 %	100 %	75 %	98 %
Parking enforcement	74	77	80	58	10
School crossing services	59	83	65	39	2
Traffic direction and control	89	87	94	78	86
Traffic law enforcement	97	97	100	88	100
<b>Percent of agencies with primary responsibility for special public safety functions:</b>					
Animal control	30 %	37 %	34 %	18 %	2 %
Civil defense	13	17	11	17	20
Emergency medical services	14	20	14	11	14
Fire services	2	0	2	4	2
<b>Percent of agencies with primary responsibility for special operations functions:</b>					
Bomb disposal	40 %	60 %	35 %	49 %	45 %
Search and rescue	42	53	29	75	47
Special weapons and tactics (SWAT)	88	97	89	86	76
Underwater recovery	35	43	24	62	29



**Table C - continued**

Item description	Local law enforcement agencies				Primary State law enforcement agencies (N=49)
	Total (N=651)	County police (N=30)	Municipal police (N=454)	Sheriff (N=167)	
<b>OPERATIONS (CONT.)</b>					
<b>Percent of agencies assigning officers full-time to:</b>					
Multi-agency drug enforcement task force	76 %	77 %	76 %	75 %	49 %
Special unit for drug enforcement	79	93	82	69	65
<b>Average number of officers assigned full-time to:</b>					
Multi-agency drug enforcement task force	6	6	6	6	22
Special unit for drug enforcement	21	27	24	12	47
<b>Agencies with receipts from a drug asset forfeiture program</b>					
Percent of agencies with receipts during fiscal year	93 %	93 %	94 %	92 %	94 %
Mean total value of money, goods, and property received	\$407,900	\$816,613	\$402,300	\$345,548	\$1,491,214
Median total value of money, goods, and property received	\$95,675	\$204,624	\$90,000	\$89,744	\$509,555
<b>Percent of agencies with primary responsibility for investigative support functions:</b>					
Ballistics testing	15 %	33 %	13 %	15 %	43 %
Crime lab services	34	47	31	39	49
Fingerprint processing	84	77	84	86	53
<b>Percent of agencies with primary responsibility for court-related functions:</b>					
Execute arrest warrants	94 %	87 %	93 %	98 %	55 %
Provide court security	39	10	22	93	8
Serve civil process	28	17	5	93	6
<b>Percent of agencies with primary responsibility for detention-related functions:</b>					
Jail operation	41 %	3 %	28 %	84 %	0 %
Lockup operation	69	80	72	56	18
<b>Median capacity of lockup facilities</b>					
Adult capacity	14	13	13	25	25
Juvenile capacity	4	5	4	6	23
<b>EQUIPMENT</b>					
<b>Average number of cars operated per 100 sworn officers</b>					
Total cars	59	81	57	60	102
Marked cars	36	49	34	38	74
Unmarked cars	23	32	23	23	28
<b>Percent of agencies operating motorized land vehicles other than cars</b>					
All-terrain vehicles	20 %	27 %	18 %	22 %	29 %
Armored vehicles	21	27	13	44	24
Buses	30	47	21	52	33
Mobile command post vehicles	65	83	64	67	71
Motorcycles	72	83	79	52	53
Three-wheeled vehicles	14	20	15	10	2
Vans	85	83	85	86	73
<b>Percent of agencies operating off-land vehicles</b>					
Airplanes	12 %	20 %	6 %	27 %	86 %
Boats	40	40	26	76	37
Helicopters	22	47	14	39	69
<b>Percent of agencies allowing officers to drive marked vehicles for:</b>					
Commuting purposes	54 %	60 %	44 %	81 %	96 %
Off-duty personal use	24	33	21	31	18
<b>Percent of agencies maintaining animals for law enforcement use</b>					
Dogs	87 %	93 %	87 %	86 %	88 %
Horses	23	17	26	16	4

**Table C - continued**

Item description	Local law enforcement agencies				Primary State law enforcement agencies (N=49)
	Total (N=651)	County police (N=30)	Municipal police (N=454)	Sheriff (N=167)	
<b>EQUIPMENT (CONT.)</b>					
<b>Percent of agencies authorizing the use of semiautomatic sidearms</b>					
Any type	99 %	97 %	99 %	99 %	100 %
.40	53	43	50	63	65
.45	43	23	41	50	39
9mm	72	67	74	69	51
10mm	17	10	15	25	24
<b>Percent of agencies supplying or giving cash allowance for sidearms to regular field officers</b>					
Sidearms supplied to officers	84 %	97 %	86 %	78 %	100 %
Cash allowance for sidearms given to officers	5	7	6	5	0
<b>Percent of agencies supplying or giving cash allowance for protective body armor to regular field officers</b>					
Armor supplied to all regular field officers	86 %	100 %	83 %	90 %	90 %
Armor supplied to some regular field officers	6	0	6	6	6
Cash allowance for armor given to all regular field officers	11	7	14	3	6
Cash allowance for armor given to some regular field officers	3	0	3	2	4
<b>Percent of agencies requiring that body armor be worn by:</b>					
All regular field officers	38 %	23 %	39 %	41 %	24 %
Some regular field officers	13	17	12	15	24
<b>Percent of agencies authorizing the use of impact devices as nonlethal weapons</b>					
Baton, any type	98 %	100 %	98 %	99 %	98 %
Baton, collapsible	71	70	67	81	78
Baton, PR-24	50	33	48	57	43
Baton, traditional	57	60	59	51	49
Rubber bullet	17	30	15	19	10
Soft projectile	24	40	22	27	12
<b>Percent of agencies authorizing the personal issue of chemical agents for use as nonlethal weapons</b>					
Pepper spray (OC)	93 %	93 %	92 %	93 %	94 %
Tear gas (CN)	3	3	3	4	0
CS	5	3	5	4	6
<b>Percent of agencies authorizing the use of chemical agents as nonlethal weapons for tactical operations</b>					
Pepper spray (OC)	59 %	80 %	59 %	57 %	53 %
Tear gas (CN)	58	73	58	56	65
CS	55	73	57	47	47
<b>Percent of agencies authorizing the use of other nonlethal weapons/actions</b>					
Capture net	4 %	3 %	4 %	2 %	0 %
Choke/carotid hold or neck restraint	19	23	19	16	18
Electrical device - hand-held, direct contact	11	0	9	19	0
Electrical device - hand-held, stand off (e.g., taser)	14	20	14	10	4
Flash/bang grenade	73	80	72	72	59
<b>Percent of agencies using video cameras</b>					
In patrol cars	46 %	53 %	41 %	57 %	73 %
Fixed-site surveillance	48	57	46	50	41
Mobile surveillance	47	47	46	51	35
<b>Percent of agencies using night vision/electro-optic equipment</b>					
Image intensifier	39 %	53 %	36 %	43 %	24 %
Infrared (thermal) imagers	35	60	31	43	49
Laser range finders	14	23	13	16	29
<b>Percent of agencies using vehicle stopping/tracking devices</b>					
Electrical/engine disruption	2 %	7 %	2 %	1 %	2 %
Stolen vehicle tracking (e.g. LoJack)	33	57	35	20	20
Tire deflation spikes	28	27	22	47	69

**Table C - continued**

Item description	Local law enforcement agencies				Primary State law enforcement agencies (N=49)
	Total (N=651)	County police (N=30)	Municipal police (N=454)	Sheriff (N=167)	
<b>COMPUTERS AND INFORMATION SYSTEMS</b>					
<b>Percent of agencies using mobile computers or terminals</b>					
Any type	78 %	77 %	78 %	78 %	92 %
Digital computer, car-mounted	17	20	18	16	37
Digital terminal, car-mounted	42	37	47	30	35
Digital terminal, hand-held	10	10	12	5	6
Laptop computer	62	67	59	69	88
<b>Percent of agencies in which at least some in-field officers have direct access via computer to information on:</b>					
Calls for service	27 %	30 %	28 %	26 %	12 %
Criminal histories	28	40	26	31	31
Driving records	48	40	51	43	35
Vehicle records	53	53	56	44	37
<b>Percent of agencies in which primary method of transmitting criminal incident reports to central information system is:</b>					
Computer medium (e.g., disk transfer)	4 %	0 %	5 %	2 %	8 %
Data device (e.g., laptop download)	3	3	3	5	2
Paper report	86	90	87	84	90
Telephone line (voice)	5	7	4	7	0
Wireless transmission (e.g., cellular, UHF)	1	0	1	2	0
<b>Percent of agencies using digital imaging for:</b>					
Fingerprints	44 %	50 %	39 %	58 %	35 %
Mug shots	51	40	45	68	14
Suspect composites	34	50	30	41	14
<b>Percent of agencies with Automated Fingerprint Identification System (AFIS) facilities</b>					
Exclusive ownership of an AFIS system	20 %	33 %	18 %	22 %	43 %
Shared ownership of an AFIS system	38	43	35	44	12
Terminal with access to a remote AFIS site	43	60	37	57	45
<b>Percent of agencies geocoding and mapping data on:</b>					
Arrests	36 %	30 %	39 %	28 %	10 %
Calls for service	44	43	48	34	8
Incidents	49	50	53	35	18
<b>Percent of agencies maintaining computerized files on:</b>					
Alarms	74 %	70 %	79 %	61 %	8 %
Arrests	93	90	93	94	73
Calls for service	94	90	96	90	57
Crime analysis (linked files)	53	63	54	49	24
Criminal history records	78	83	75	86	53
Driver's license information	35	43	33	40	49
Evidence	81	87	78	86	47
Field interviews	66 %	53 %	67 %	68 %	37 %
Incident reports	88	90	88	90	69
Inventory	69	87	64	81	92
Payroll	73	77	67	86	88
Personnel	82	87	78	92	86
Stolen property (other than vehicles)	75	80	74	75	39
Stolen vehicles	75	83	76	70	51
Summonses	41 %	53 %	35 %	55 %	18 %
Traffic accidents	73	73	78	57	84
Traffic citations	67	73	67	66	59
Uniform Crime Reports-NIBRS (Incident-Based)	57	43	58	57	41
Uniform Crime Reports-Summary	72	73	73	70	43
Vehicle registration	30	33	29	32	39
Warrants	77	80	70	95	49

**Table C - continued**

Item description	Local law enforcement agencies				Primary State law enforcement agencies (N=49)
	Total (N=651)	County police (N=30)	Municipal police (N=454)	Sheriff (N=167)	
<b>POLICIES AND PROGRAMS</b>					
<b>Percent of agencies with a written policy directive pertaining to:</b>					
Citizen complaints	96 %	100 %	97 %	92 %	94 %
Confidential funds	82	100	80	84	65
Deadly force/firearm discharge	100	100	100	99	100
Discretionary arrest power	73	90	72	73	76
Domestic disputes	96	100	97	92	67
Employee conduct and appearance	99 %	100 %	99 %	98 %	100 %
Employee counseling assistance	85	97	86	80	86
Homeless persons	32	27	37	17	18
Juveniles	97	100	97	95	82
Less-than-lethal force	97	100	97	94	94
Maximum work hours	68 %	73 %	64 %	77 %	76 %
Mentally ill persons	82	93	83	78	57
Off-duty employment	95	100	95	95	100
Private security firms	23	20	22	27	27
Strip searches	83	80	83	84	53
<b>Percent of agencies with a pursuit driving policy that is best described as:</b>					
Discouragement (all pursuits are discouraged)	3 %	0 %	4 %	3 %	0 %
Judgmental (officer's discretion)	10	3	9	14	37
Restrictive (based on specific criteria such as type of offense, speed, etc)	82	87	84	75	59
Other type of policy	4	7	3	6	4
No written policy on pursuit driving	1	3	--	2	0
<b>Percent of agencies with:</b>					
Civilian complaint review board in jurisdiction	15 %	20 %	17 %	8 %	4 %
Civilian complaint review board with subpoena powers in jurisdiction	5	13	6	2	0
Requirement that excessive force complaints undergo external review	64	77	64	60	41
<b>Percent of agencies in which final disciplinary decision on excessive force complaints is determined by:</b>					
Law enforcement executive (chief, sheriff, etc.)	88 %	100 %	84 %	96 %	96 %
Government executive (mayor, commissioner, etc.)	11	3	15	0	6
Supervisory personnel	2	3	2	4	2
Other	6	0	6	5	2
<b>Percent of agencies in which there is a right to an administrative appeal in excessive force cases for:</b>					
Citizens	46 %	37 %	47 %	44 %	24 %
Officers	96	93	96	94	98
<b>Percent of agencies operating a special unit with full-time personnel for:</b>					
Child abuse	49 %	63 %	47 %	53 %	8 %
Domestic violence	43	40	46	37	8
Drug education in schools	80	70	81	79	29
Gangs	53	43	56	50	20
Juvenile delinquency	61	50	67	49	4
Missing children	32	40	33	28	18
Youth outreach	30	30	32	24	6
<b>Percent of agencies operating a special unit with full-time personnel for:</b>					
Bias-related crimes	8 %	17 %	9 %	3 %	4 %
Community crime prevention	76	80	77	72	8
Crime analysis	66	83	69	56	37
Drunk drivers	24	40	24	22	14
Environmental crimes	9	7	6	17	10
Prosecutor relations	33	33	37	23	6
Repeat offenders	15	23	15	12	2
Research and planning	62	80	66	46	73
Victim assistance	33	33	32	35	4

**Table C - continued**

Item description	Local law enforcement agencies				Primary State law enforcement agencies (N=49)
	Total (N=651)	County police (N=30)	Municipal police (N=454)	Sheriff (N=167)	
<b>COMMUNITY POLICING</b>					
<b>Percent of agencies with:</b>					
Community policing plan that is formally written	55 %	63 %	61 %	38 %	33 %
Community policing unit with personnel assigned full-time	68	63	71	59	20
Community substations (fixed or mobile)	72	77	74	66	39
<b>Percent of agencies with full-time:</b>					
Community policing officers	76 %	80 %	79 %	66 %	27 %
School resource officers	76	63	77	77	16
<b>Average number of sworn personnel assigned full-time as:</b>					
Community policing officers	18	26	20	11	24
School resource officers	8	12	8	8	26
<b>Percent of agencies in which all of the following received community policing training during the 3-year period ending June 30, 1997:</b>					
New officer recruits	71 %	73 %	80 %	49 %	41 %
In-service officers	41	33	45	29	18
Civilian personnel	14	10	17	7	0
<b>Percent of agencies in which at least some of the following received community policing training during the 3-year period ending June 30, 1997:</b>					
New officer recruits	84 %	80 %	89 %	72 %	51 %
In-service officers	88	83	91	79	57
Civilian personnel	50	33	54	41	24
<b>Percent of agencies engaging in the following during the 12-month period ending June 30, 1997</b>					
Actively encouraged patrol officers to engage in SARA-type problem-solving	55 %	57 %	59 %	43 %	22 %
Assigned detectives to cases based on geographic areas/beats	45	67	41	53	35
Formed problem-solving partnerships through contracts/written agreements	65	57	68	59	33
Gave patrol officers responsibility for specific geographic areas/beats	89	97	89	87	57
Included problem-solving projects in criteria for evaluating patrol officers	34	40	35	31	20
Trained citizens in community policing	67	67	69	60	27
<b>Percent of agencies meeting with the following types of groups during 12-month period ending June 30, 1997</b>					
Advocacy groups	61 %	73 %	62 %	59 %	27 %
Business groups	82	93	83	77	47
Neighborhood associations	96	97	99	90	41
Religious groups	61	77	63	52	24
School groups	88	90	89	87	55
Tenants' associations	70	80	77	50	16
Youth service organizations	67	73	70	57	24
<b>Percent of agencies conducting citizen surveys during the 12-month period ending June 30, 1997 on the following topics</b>					
Perceptions of crime/disorder problems	44 %	57 %	46 %	38 %	14 %
Personal crime experiences	27	33	28	23	6
Satisfaction with police services	49	60	51	44	29
<b>Percent of agencies providing citizens with routine access to crime statistics or crime maps through the following methods</b>					
In-person	61 %	70 %	63 %	56 %	27 %
Internet	15	13	15	14	10
Newsletter	16	13	16	16	6
Newspaper	31	37	32	28	18
Public kiosk/terminal	3	7	3	1	2
Radio	16	27	16	15	18
Telephone	45	60	44	44	24
Television	17	23	17	14	16

Note: Average percents under .5% are indicated by a double dash (--).  
 Detail may not add to total because of rounding.  
 See corresponding individual data tables for notes on each data item included in this table.

**Table 1a. Number of full-time employees, sworn officers, officers responding to calls, and percent change in number of full-time employees since 1993 in local law enforcement agencies, 1997**

County	Name of agency	Full-time employees, 1997			Officers assigned to respond to calls for service		City or county population	Officers per 10,000 residents	Percent change in number of full-time employees, 1993-97		
		Total	Sworn officers Number	Percent	Number	Percent			Total	Sworn	Civilian
<b>ALABAMA</b>											
Etowah	Gadsden Police	162	110	68 %	67	61 %	41,155	27	27 %	3 %	148 %
Houston	Dothan Police	200	128	64	85	66	55,944	23	23	16	38
Jefferson	Jefferson County Sheriff	573	440	77	114	26	661,927	7	(3)	(6)	9
Jefferson	Bessemer Police	133	117	88	112	96	31,234	37	43	54	(6)
Jefferson	Birmingham Police	1,183	914	77	539	59	258,543	35	21	22	18
Jefferson	Hoover Police	186	150	81	75	50	55,464	27	79	81	71
Madison	Huntsville Police	484	340	70	198	58	170,424	20	5	(1)	23
Mobile	Mobile County Sheriff	448	148	33	142	96	395,952	4	1	12	(4)
Mobile	Mobile Police	613	447	73	230	51	202,581	22	12	3	46
Montgomery	Montgomery County Sheriff	251	202	80	94	47	216,434	9	27	17	96
Montgomery	Montgomery Police	620	454	73	219	48	196,363	23	12	9	21
Morgan	Decatur Police	145	145	100	70	48	53,797	27	16	46	(100)
Tuscaloosa	Tuscaloosa Police	258	200	78	127	64	82,379	24	4	4	4
<b>ALASKA</b>											
Anchorage	Anchorage Police	461	311	67	228	73	250,505	12	21	27	10
<b>ARIZONA</b>											
Maricopa	Maricopa County Sheriff	2,042	500	24	432	86	2,611,327	2	8	16	6
Maricopa	Chandler Police	260	192	74	145	76	142,918	13	57	67	33
Maricopa	Glendale Police	355	243	68	226	93	182,219	13	37	21	90
Maricopa	Mesa Police	981	625	64	303	48	344,764	18	46	41	58
Maricopa	Phoenix Police	3,137	2,428	77	1,223	50	1,159,014	21	21	22	14
Maricopa	Scottsdale Police	418	285	68	231	81	179,012	16	29	33	21
Maricopa	Tempe Police	399	279	70	138	49	162,701	17	15	17	12
Pima	Pima County Sheriff	1,040	378	36	256	68	767,873	5	10	4	14
Pima	Tucson Police	1,081	802	74	359	45	449,002	18	9	8	13
Pinal	Pinal County Sheriff	328	135	41	119	88	135,376	10	47	16	80
Yuma	Yuma Police	169	116	69	67	58	60,519	19	29	25	39
<b>ARKANSAS</b>											
Jefferson	Pine Bluff Police	162	142	88	81	57	54,165	26	13	22	(29)
Pulaski	Pulaski County Sheriff	460	360	78	70	19	352,305	10	64	44	233
Pulaski	Little Rock Police	630	549	87	209	38	175,752	31	27	37	(13)
Pulaski	North Little Rock Police	239	195	82	185	95	60,468	32	20	39	(27)
Sebastian	Fort Smith Police	183	143	78	87	61	75,776	19	14	24	(13)
<b>CALIFORNIA</b>											
Alameda	Alameda County Sheriff	1,347	800	59	159	20	1,328,139	6	11	9	13
Alameda	Alameda Police	150	107	71	67	63	76,042	14	12	16	2
Alameda	Berkeley Police	318	199	63	109	55	103,243	19	26	11	63
Alameda	Fremont Police	299	196	66	106	54	187,800	10	12	9	17
Alameda	Hayward Police	268	170	63	88	52	121,631	14	3	10	(7)
Alameda	Oakland Police	1,052	617	59	350	57	367,230	17	2	(9)	20
Contra Costa	Contra Costa County Sheriff	914	660	72	240	36	881,490	7	11	15	2
Contra Costa	Concord Police	214	154	72	102	66	114,850	13	29	18	71
Contra Costa	Richmond Police	275	186	68	133	72	91,018	20	17	6	48
El Dorado	El Dorado County Sheriff	301	150	50	135	90	151,706	10	8	6	11
Fresno	Fresno County Sheriff	926	369	40	184	50	751,272	5	16	16	16
Fresno	Fresno Police	849	572	67	310	54	396,011	14	29	35	18
Kern	Kern County Sheriff	967	447	46	282	63	622,729	7	10	(13)	43
Kern	Bakersfield Police	383	280	73	247	88	205,508	14	15	16	13
Los Angeles	Los Angeles County Sheriff	12,545	8,021	64	1,516	19	9,127,751	9	11	5	24
Los Angeles	Beverly Hills Police	194	133	69	78	59	32,367	41	2	4	(3)
Los Angeles	Burbank Police	237	156	66	140	90	96,579	16	3	8	(6)
Los Angeles	Compton Police	196	137	70	86	63	91,700	15	12	20	(3)
Los Angeles	Culver City Police	163	119	73	61	51	39,292	30	1	2	0
Los Angeles	Downey Police	165	116	70	66	57	93,073	12	8	(4)	53
Los Angeles	El Monte Police	175	134	77	64	48	110,026	12	11	12	11
Los Angeles	Glendale Police	333	228	68	132	58	184,321	12	11	7	24
Los Angeles	Inglewood Police	288	206	72	93	45	111,040	19	2	3	1
Los Angeles	Long Beach Police	1,219	838	69	388	46	421,904	20	6	14	(8)
Los Angeles	Los Angeles Police	12,441	9,423	76	6,043	64	3,553,638	27	23	23	22
Los Angeles	Pasadena Police	338	221	65	83	38	134,116	16	4	3	5
Los Angeles	Pomona Police	324	179	55	112	63	134,706	13	15	3	36
Los Angeles	Santa Monica Police	359	196	55	92	47	88,471	22	11	7	18
Los Angeles	Torrance Police	348	249	72	126	51	136,183	18	0	2	(4)
Los Angeles	West Covina Police	149	111	74	64	58	101,526	11	(17)	(1)	(43)
Los Angeles	Whittier Police	182	126	69	57	45	78,740	16	36	35	37
Marin	Marin County Sheriff	298	205	69	74	36	233,230	9	18	19	15
Monterey	Monterey County Sheriff	426	324	76	104	32	339,047	10	17	16	23
Monterey	Salinas Police	200	149	75	94	63	111,757	13	23	19	38
Orange	Orange County Sheriff-Coroner	2,612	1,303	50	352	27	2,636,888	5	19	10	31
Orange	Anaheim Police	547	388	71	218	56	288,945	13	4	10	(7)
Orange	Costa Mesa Police	215	150	70	61	41	100,938	15	11	9	16
Orange	Fullerton Police	216	147	68	64	44	120,188	12	1	4	(4)
Orange	Garden Grove Police	221	161	73	90	56	149,208	11	(0)	0	(2)
Orange	Huntington Beach Police	371	228	61	148	65	190,751	12	(18)	(0)	(36)

Table 1a. - continued

County	Name of agency	Full-time employees, 1997			Officers assigned to respond to calls for service		City or county population	Officers per 10,000 residents	Percent change in number of full-time employees, 1993-97		
		Total	Sworn officers	Percent	Number	Percent			Total	Sworn	Civilian
<b>CALIFORNIA (cont.)</b>											
Orange	Irvine Police	201	138	69 %	64	46 %	127,873	11	3 %	8 %	(6) %
Orange	Newport Beach Police	209	134	64	88	66	69,658	19	(5)	(10)	7
Orange	Orange Police	213	145	68	85	59	119,890	12	6	3	13
Orange	Santa Ana Police	665	374	56	133	36	302,419	12	13	(2)	39
Placer	Placer County Sheriff	358	223	62	118	53	213,227	10	17	14	23
Riverside	Riverside County Sheriff	2,252	1,179	52	657	56	1,417,425	8	7	(24)	97
Riverside	Corona Police	187	126	67	76	60	100,208	13	3	11	(9)
Riverside	Riverside Police	481	329	68	135	41	255,069	13	9	9	8
Sacramento	Sacramento County Sheriff	1,630	1,173	72	550	47	1,117,275	10	9	10	7
Sacramento	Sacramento Police	963	611	63	358	59	376,243	16	8	7	10
San Bernardino	San Bernardino County Sheriff	2,156	1,246	58	583	47	1,598,358	8	12	6	23
San Bernardino	Fontana Police	166	119	72	53	45	104,124	11	2	8	(11)
San Bernardino	Ontario Police	296	215	73	100	47	144,854	15	14	21	0
San Bernardino	Rialto Police	155	111	72	76	68	82,320	13	3	5	(2)
San Bernardino	San Bernardino Police	390	256	66	105	41	183,474	14	(3)	1	(9)
San Diego	San Diego County Sheriff	2,968	1,861	63	455	24	2,655,463	7	13	17	8
San Diego	Chula Vista Police	251	172	69	107	62	151,963	11	4	7	(2)
San Diego	El Cajon Police	198	133	67	110	83	92,057	14	1	7	(11)
San Diego	Escondido Police	214	147	69	82	56	116,184	13	3	4	2
San Diego	Oceanside Police	227	154	68	95	62	145,941	11	(4)	(4)	(5)
San Diego	San Diego Police	2,622	1,964	75	1,058	54	1,171,121	17	3	6	(6)
San Francisco	San Francisco Police	2,114	2,006	95	1,162	58	735,315	27	(3)	13	(74)
San Joaquin	San Joaquin County Sheriff	588	426	72	136	32	533,392	8	(11)	8	(40)
San Joaquin	Stockton Police	550	373	68	187	50	232,660	16	17	17	17
San Luis Obispo	San Luis Obispo County Sheriff	346	135	39	101	75	229,437	6	18	11	23
San Mateo	San Mateo County Sheriff	508	302	59	88	29	686,909	4	7	(18)	94
San Mateo	Daly City Police	141	111	79	89	80	97,649	11	(1)	4	(14)
San Mateo	San Mateo Police	172	108	63	65	60	90,161	12	26	9	68
Santa Barbara	Santa Barbara County Sheriff	616	410	67	182	44	385,573	11	22	13	43
Santa Barbara	Santa Barbara Police	221	141	64	84	60	86,154	16	1	3	(1)
Santa Clara	Santa Clara County Sheriff	486	380	78	186	49	1,599,604	2	(8)	(6)	(12)
Santa Clara	San Jose Police	1,766	1,336	76	953	71	838,744	16	7	10	0
Santa Clara	Santa Clara Police	175	139	79	62	45	98,726	14	(2)	(4)	6
Santa Clara	Sunnyvale Police	250	196	78	105	54	125,156	16	46	70	(4)
Santa Cruz	Santa Cruz County Sheriff	282	141	50	80	57	237,821	6	11	11	12
Shasta	Shasta County Sheriff	238	149	63	70	47	161,740	9	3	8	(5)
Solano	Vallejo Police	205	141	69	86	61	109,593	13	8	12	2
Sonoma	Sonoma County Sheriff-Coroner	596	387	65	135	35	420,872	9	9	83	(38)
Sonoma	Santa Rosa Police	235	155	66	89	57	121,879	13	11	10	14
Stanislaus	Stanislaus County Sheriff	526	189	36	100	53	415,786	5	36	34	36
Stanislaus	Modesto Police	342	248	73	115	46	178,559	14	22	27	11
Tulare	Tulare County Sheriff	489	369	75	121	33	349,922	11	35	27	69
Ventura	Ventura County Sheriff	1,128	713	63	315	44	714,733	10	26	25	29
Ventura	Simi Valley Police	173	115	66	99	86	106,974	11	2	1	5
Ventura	Ventura Police	183	118	64	109	92	97,205	12	2	(2)	8
<b>COLORADO</b>											
Adams	Adams County Sheriff	367	241	66	68	28	309,928	8	4	9	(5)
Adams	Westminster Police	182	123	68	59	48	93,115	13	12	9	18
Arapahoe	Aurora Police	705	508	72	220	43	252,341	20	21	27	8
Boulder	Boulder County Sheriff	304	191	63	80	42	258,234	7	30	22	47
Boulder	Boulder Police	197	137	70	93	68	90,928	15	(2)	7	(19)
Denver	Denver Police	1,605	1,412	88	718	51	497,840	28	(3)	2	(29)
Douglas	Douglas County Sheriff	163	124	76	57	46	111,647	11	48	55	30
El Paso	El Paso County Sheriff	529	383	72	70	18	472,924	8	25	17	55
El Paso	Colorado Springs Police	754	528	70	208	39	345,127	15	14	11	20
Jefferson	Jefferson County Sheriff	553	369	67	105	28	492,528	7	4	(4)	25
Jefferson	Arvada Police	199	132	66	79	60	96,340	14	18	11	37
Jefferson	Lakewood Police	336	228	68	169	74	134,999	17	5	4	7
Larimer	Larimer County Sheriff	245	155	63	68	44	221,725	7	11	7	18
Larimer	Fort Collins Police	202	130	64	63	48	104,196	12	20	19	20
Pueblo	Pueblo Police	249	194	78	178	92	99,406	20	14	11	22
<b>CONNECTICUT</b>											
Fairfield	Bridgeport Police	539	431	80	224	52	137,990	31	16	9	54
Fairfield	Danbury Police	149	143	96	80	56	65,506	22	11	12	0
Fairfield	Greenwich Police	176	158	90	93	59	58,374	27	(5)	0	(33)
Fairfield	Norwalk Police	203	178	88	95	53	77,977	23	3	5	(14)
Fairfield	Stamford Police	337	313	93	255	81	110,056	28	5	9	(31)
Hartford	Bristol Police	123	114	93	86	75	59,619	19	11	11	13
Hartford	East Hartford Police	155	124	80	87	70	48,083	26	5	7	(3)
Hartford	Hartford Police	590	473	80	416	88	133,086	36	30	35	14
Hartford	Manchester Police	142	108	76	69	64	51,666	21	14	10	26
Hartford	New Britain Police	174	159	91	127	80	71,512	22	1	6	(32)
New Haven	Meriden Police	134	129	96	98	76	57,189	23	13	26	(71)
New Haven	Milford Police	136	122	90	115	94	49,773	25	11	15	(18)
New Haven	New Haven Police	558	433	78	300	69	124,665	35	14	15	12
New Haven	Waterbury Police	370	322	87	208	65	106,412	30	9	11	(8)
New Haven	West Haven Police	131	116	89	54	47	52,153	22	1	4	(17)

Table 1a. - continued

County	Name of agency	Full-time employees, 1997			Officers assigned to respond to calls for service		City or county population	Officers per 10,000 residents	Percent change in number of full-time employees, 1993-97		
		Total	Sworn officers	Percent	Number	Percent			Total	Sworn	Civilian
<b>DELAWARE</b>											
New Castle	New Castle County Police	341	308	90 %	286	93 %	471,417	7	13 %	13 %	10 %
New Castle	Wilmington Police	312	255	82	120	47	69,490	37	(3)	(6)	10
<b>DISTRICT OF COLUMBIA</b>											
Washington, DC	Washington Metropolitan Police	4,233	3,618	85	3,245	90	543,213	67	(14)	(15)	(3)
<b>FLORIDA</b>											
Alachua	Alachua County Sheriff	339	211	62	85	40	196,525	11	15	19	9
Alachua	Gainesville Police	385	249	65	228	92	87,295	29	23	21	26
Bay	Bay County Sheriff	180	133	74	58	44	144,637	9	11	11	12
Brevard	Brevard County Sheriff	754	499	66	266	53	453,998	11	13	14	10
Brevard	Melbourne Police	194	146	75	117	80	67,631	22	8	7	12
Brevard	Palm Bay Police	164	108	66	60	56	74,982	14	6	9	2
Broward	Broward County Sheriff	2,973	1,906	64	905	47	1,438,228	13	(1)	(4)	6
Broward	Coral Springs Police	240	158	66	152	96	105,275	15	17	14	22
Broward	Davie Police	170	123	72	66	54	58,501	21	24	18	42
Broward	Fort Lauderdale Police	723	462	64	232	50	151,805	30	(1)	(1)	(2)
Broward	Hollywood Police	465	307	66	219	71	127,894	24	(11)	(13)	(7)
Broward	Margate Police	155	102	66	51	50	50,575	20	8	0	26
Broward	Miramar Police	150	118	79	79	67	50,956	23	52	42	100
Broward	Pembroke Pines Police	236	183	78	107	58	100,662	18	36	33	51
Broward	Plantation Police	298	171	57	135	79	78,674	22	31	16	59
Broward	Pompano Beach Police	303	240	79	168	70	74,583	32	(13)	(2)	(39)
Broward	Sunrise Police	201	147	73	80	54	77,592	19	11	6	29
Charlotte	Charlotte County Sheriff	390	286	73	124	43	130,426	22	54	40	108
Citrus	Citrus County Sheriff	224	135	60	68	50	109,389	12	(15)	(23)	3
Clay	Clay County Sheriff	324	240	74	141	59	128,912	19	24	61	(26)
Collier	Collier County Sheriff	815	581	71	261	45	188,187	31	17	15	24
Dade	Metro-Dade Police	4,109	2,920	71	1,502	51	2,076,175	14	12	12	12
Dade	Coral Gables Police	212	154	73	97	63	39,916	39	15	12	21
Dade	Hialeah Police	467	322	69	223	69	204,684	16	10	5	24
Dade	Miami Police	1,320	1,007	76	514	51	365,127	28	(2)	(6)	12
Dade	Miami Beach Police	512	357	70	280	78	94,540	38	6	7	5
Duval	Jacksonville Sheriff	2,338	1,438	62	698	49	679,792	21	6	17	(8)
Escambia	Escambia County Sheriff	895	625	70	189	30	277,634	23	102	109	88
Escambia	Pensacola Police	216	156	72	109	70	59,162	26	7	8	7
Hernando	Hernando County Sheriff	245	160	65	84	53	121,266	13	20	20	18
Hillsborough	Hillsborough County Sheriff	2,547	1,743	68	662	38	897,522	19	11	8	18
Hillsborough	Tampa Police	1,201	916	76	549	60	285,206	32	13	16	4
Indian River	Indian River County Sheriff	357	265	74	131	49	96,490	27	11	13	3
Lake	Lake County Sheriff	489	343	70	89	26	186,631	18	155	183	106
Lee	Lee County Sheriff	810	533	66	345	65	380,001	14	15	12	23
Lee	Cape Coral Police	192	127	66	81	64	88,053	14	16	9	33
Lee	Fort Myers Police	220	155	70	90	58	45,917	34	15	15	16
Leon	Leon County Sheriff	604	457	76	81	18	215,593	21	13	10	24
Leon	Tallahassee Police	470	325	69	182	56	136,812	24	5	5	5
Manatee	Manatee County Sheriff	974	599	61	244	41	232,285	26	53	24	144
Marion	Marion County Sheriff	656	384	59	97	25	230,068	17	29	28	31
Marion	Ocala Police	202	142	70	118	83	44,975	32	10	18	(6)
Martin	Martin County Sheriff	504	353	70	167	47	112,527	31	19	6	68
Monroe	Monroe County Sheriff	538	353	66	91	26	80,730	44	27	19	47
Okaloosa	Okaloosa County Sheriff	211	163	77	136	83	165,873	10	29	31	23
Orange	Orange County Sheriff	1,576	1,117	71	468	42	758,980	15	18	24	6
Orange	Orlando Police	854	600	70	337	56	173,902	35	5	7	1
Osceola	Osceola County Sheriff	316	219	69	111	51	135,812	16	(15)	8	(43)
Palm Beach	Palm Beach County Sheriff	2,480	1,615	65	599	37	992,840	16	10	0	34
Palm Beach	Boca Raton Police	218	139	64	87	63	68,507	20	5	9	(1)
Palm Beach	Boynton Beach Police	186	135	73	86	64	50,742	27	9	10	6
Palm Beach	Delray Beach Police	216	151	70	91	60	50,720	30	7	14	(7)
Palm Beach	West Palm Beach Police	356	241	68	88	37	79,305	30	9	7	14
Pasco	Pasco County Sheriff	776	551	71	211	38	311,556	18	11	12	9
Pinellas	Pinellas County Sheriff	2,047	1,425	70	379	27	868,887	16	17	10	39
Pinellas	Clearwater Police	388	258	66	124	48	100,132	26	13	11	18
Pinellas	Largo Police	182	126	69	88	70	65,793	19	10	11	8
Pinellas	St. Petersburg Police	709	511	72	180	35	235,988	22	(1)	(1)	(1)
Polk	Polk County Sheriff	1,163	813	70	189	23	440,954	18	24	126	(39)
Polk	Lakeland Police	309	210	68	84	40	73,157	29	1	(7)	25
St. John	St. John County Sheriff	334	230	69	102	44	106,503	22	3	1	8
St. Lucie	St. Lucie County Sheriff	452	347	77	72	21	174,728	20	(11)	(4)	(29)
St. Lucie	Fort Pierce Police	134	106	79	96	91	36,876	29	2	(2)	17
St. Lucie	Port St. Lucie Police	164	114	70	75	66	75,532	15	31	20	67
Santa Rosa	Santa Rosa County Sheriff	194	162	84	50	31	108,186	15	(1)	74	(69)
Sarasota	Sarasota County Sheriff	788	348	44	207	59	296,518	12	24	14	34
Sarasota	Sarasota Police	263	185	70	84	45	50,891	36	(4)	(3)	(6)
Seminole	Seminole County Sheriff	618	262	42	252	96	335,868	8	13	(31)	108
Volusia	Volusia County Sheriff	548	356	65	160	45	414,322	9	25	23	29
Volusia	Daytona Beach Police	321	245	76	220	90	65,203	38	8	12	(5)



Table 1a. - continued

County	Name of agency	Full-time employees, 1997			Officers assigned to respond to calls for service		City or county population	Officers per 10,000 residents	Percent change in number of full-time employees, 1993-97		
		Total	Sworn officers Number	Percent	Number	Percent			Total	Sworn	Civilian
<b>GEORGIA</b>											
Bibb	Bibb County Sheriff	259	224	86 %	93	42 %	155,573	14	17 %	15 %	35 %
Bibb	Macon Police	323	290	90	170	59	113,352	26	(4)	2	(38)
Chatham	Chatham County Police	238	149	63	56	38	226,961	7	41	17	112
Chatham	Savannah Police	517	424	82	222	52	136,262	31	11	13	1
Cherokee	Cherokee County Sheriff	236	178	75	91	51	121,496	15	30	8	241
Clarke	Athens-Clarke County Police	251	198	79	134	68	89,405	22	12	12	10
Clayton	Clayton County Police	242	216	89	155	72	202,427	11	12	11	13
Cobb	Cobb County Police	512	388	76	364	94	538,832	7	(9)	(7)	(16)
Cobb	Cobb County Sheriff	443	250	56	76	30	538,832	5	23	(10)	135
Cobb	Marietta Police	155	130	84	75	58	50,937	26	9	9	9
Columbia	Columbia County Sheriff	205	147	72	101	69	86,173	17	61	29	346
De Kalb	De Kalb County Police	788	713	90	544	76	589,796	12	9	6	53
Dougherty	Albany Police	232	202	87	129	64	78,591	26	5	4	15
Douglas	Douglas County Sheriff	207	187	90	68	36	84,463	22	21	26	(9)
Fulton	Fulton County Police	286	219	77	170	78	718,336	3	(13)	(1)	(37)
Fulton	Atlanta Police	2,108	1,612	76	608	38	401,907	40	(2)	1	(8)
Fulton	East Point Police	166	125	75	58	46	34,155	37	50	39	95
Gwinnett	Gwinnett County Police	574	399	70	278	70	478,001	8	26	30	17
Hall	Hall County Sheriff	263	188	71	80	43	113,033	17	17	(6)	200
Muscogee	Columbus Police	488	387	79	187	48	182,828	21	4	4	2
Richmond	Augusta-Richmond Co. Sheriff	657	554	84	226	41	190,187	29	16	8	84
<b>HAWAII</b>											
Hawaii	Hawaii County Police	486	353	73	253	72	138,422	26	2	1	3
Honolulu	Honolulu Police	2,141	1,691	79	1,048	62	871,766	19	(10)	(12)	(1)
Kauai	Kauai County Police	174	135	78	88	65	56,435	24	5	(1)	34
Maui	Maui County Police	405	313	77	153	49	117,013	27	6	8	(1)
<b>IDAHO</b>											
Ada	Ada County Sheriff	356	196	55	80	41	260,057	8	41	34	51
Ada	Boise Police	262	222	85	167	75	152,737	15	27	25	38
<b>ILLINOIS</b>											
Champaign	Champaign Police	147	118	80	75	64	64,002	18	9	9	7
Cook	Cook County Sheriff	6,484	5,600	86	235	4	5,096,540	11	15*	17*	8*
Cook	Arlington Heights Police	141	105	74	69	66	76,740	14	2	2	3
Cook	Chicago Police	17,087	13,271	78	11,555	87	2,721,547	49	9	7	13
Cook	Cicero Police	128	101	79	93	92	70,915	14	6	6	4
Cook	Evanston Police	214	156	73	127	81	71,593	22	3	1	7
Cook	Oak Lawn Police	193	102	53	74	73	57,696	18	37	(6)	184
Cook	Oak Park Police	152	118	78	96	81	51,585	23	(4)	3	(21)
Cook	Schaumburg Police	199	140	70	124	89	74,294	19	3	2	4
Cook	Skokie Police	134	103	77	80	78	58,635	18	1	1	0
Du Page	Naperville Police	251	159	63	88	55	107,001	15	31	36	23
Kane	Aurora Police	320	249	78	117	47	116,405	21	19	19	22
Kane	Elgin Police	196	154	79	94	61	86,034	18	13	20	(7)
Lake	Lake County Sheriff	378	171	45	83	49	582,983	3	0	(2)	2
Lake	Waukegan Police	191	143	75	77	54	74,166	19	39	4	x
Macon	Decatur Police	191	155	81	91	59	81,369	19	11	11	13
Peoria	Peoria Police	280	232	83	195	84	112,306	21	5	6	(2)
Sangamon	Springfield Police	297	249	84	207	83	112,921	22	13	18	(6)
Will	Will County Sheriff	469	263	56	174	66	427,818	6	18	(13)	115
Will	Joliet Police	283	227	80	88	39	86,749	26	16	15	19
Winnebago	Winnebago County Sheriff	250	224	90	83	37	264,873	8	22	117	(75)
Winnebago	Rockford Police	316	282	89	259	92	143,531	20	12	14	(3)
<b>INDIANA</b>											
Allen	Fort Wayne Police	441	378	86	240	63	184,783	20	16	15	24
Delaware	Muncie Police	124	120	97	66	55	69,058	17	(3)	0	(50)
Elkhart	Elkhart Police	133	103	77	88	85	44,224	23	6	4	15
Howard	Kokomo Police	143	105	73	93	89	45,785	23	7	8	3
Lake	Lake County Sheriff	429	173	40	60	35	479,940	4	20	2	37
Lake	East Chicago Police	139	106	76	75	71	31,761	33	1	2	0
Lake	Gary Police	323	243	75	194	80	110,975	22	(3)	9	(27)
Lake	Hammond Police	294	210	71	110	52	80,081	26	41	14	250
Madison	Anderson Police	169	128	76	77	60	59,131	22	4	2	11
Marion	Marion County Sheriff	991	516	52	191	37	746,737	7	34	22	50
Marion	Indianapolis Police	1,250	970	78	499	51	746,737	13	(5)	1	(23)
St. Joseph	South Bend Police	315	246	78	147	60	102,100	24	(6)	3	(28)
Vanderburgh	Vanderburgh County Sheriff	161	103	64	53	51	167,716	6	3	5	(2)
Vanderburgh	Evansville Police	307	272	89	115	42	123,456	22	15	12	40
Vigo	Terre Haute Police	140	118	84	60	51	54,585	22	9	4	47

Table 1a. - continued

County	Name of agency	Full-time employees, 1997		Officers assigned to respond to calls for service		City or county population	Officers per 10,000 residents	Percent change in number of full-time employees, 1993-97			
		Total	Sworn officers	Number	Percent			Total	Sworn	Civilian	
<b>IOWA</b>											
Black Hawk	Waterloo Police	137	126	92	84	67 %	65,022	19	3 %	11 %	(42)%
Linn	Cedar Rapids Police	230	200	87	138	69	113,482	18	8	18	(32)
Polk	Des Moines Police	470	345	73	208	60	193,422	18	(2)	(4)	2
Scott	Davenport Police	195	159	82	102	64	97,010	16	11	11	9
Woodbury	Sioux City Police	152	122	80	121	99	83,791	15	9	9	11
<b>KANSAS</b>											
Douglas	Lawrence Police	132	110	83 %	88	80	71,887	15	(6)	6	(41)
Johnson	Johnson County Sheriff	414	353	85	77	22	408,341	9	38	50	(5)
Johnson	Olathe Police	145	116	80	64	55	78,666	15	36	51	(3)
Johnson	Overland Park Police	244	181	74	71	39	131,053	14	27	22	43
Sedgwick	Sedgwick County Sheriff	334	152	46	87	57	432,779	4	25	8	44
Sedgwick	Wichita Police	778	590	76	270	46	320,395	18	25	26	20
Shawnee	Shawnee County Sheriff	119	105	88	52	50	164,938	6	0	7	(33)
Shawnee	Topeka Police	327	278	85	177	64	119,658	23	(6)	12	(51)
Wyandotte	Kansas City Police	485	369	76	224	61	142,654	26	9	12	0
<b>KENTUCKY</b>											
Fayette	Lexington-Fayette County Police	573	433	76	372	86	239,942	18	8	12	(1)
Jefferson	Jefferson County Police	556	413	74	254	62	673,040	6	4	3	7
Jefferson	Jefferson County Sheriff	206	167	81	50	30	673,040	2	(6)	(23)	3,800
Jefferson	Louisville Police	866	654	76	508	78	260,689	25	8	4	21
Kenton	Covington Police	130	105	81	78	74	40,971	26	7	7	9
<b>LOUISIANA</b>											
Ascension	Ascension Parish Sheriff	173	172	99	70	41	67,958	25	13	13	0
Bossier	Bossier Police	176	176	100	71	40	55,686	32	19	30	(100)
Caddo	Caddo Parish Sheriff	584	577	99	110	19	245,095	24	24	23	250
Caddo	Shreveport Police	637	501	79	213	43	191,558	26	11	14	0
Calcasieu	Calcasieu Parish Sheriff	657	571	87	85	15	178,881	32	32	45	(15)
Calcasieu	Lake Charles Police	170	170	100	89	52	71,445	24	16	17	(100)
E. Baton Rouge	E. Baton Rouge Parish Sheriff	688	688	100	120	17	372,502	18	23	23	x
E. Baton Rouge	Baton Rouge Police	752	643	86	490	76	372,502	17	(12)	(1)	(47)
Jefferson	Kenner Police	194	130	67	73	56	72,345	18	34	9	146
Lafayette	Lafayette Parish Sheriff	458	458	100	51	11	163,832	28	13	13	x
Lafourche	Lafourche Parish Sheriff	205	170	83	50	29	87,772	19	(0)	(17)	(29)
Orleans	New Orleans Police	1,915	1,576	82	1,302	83	476,625	33	(7)	2	(32)
Ouachita	Ouachita Parish Sheriff	295	287	97	69	24	147,302	19	25	22	700
Ouachita	Monroe Police	255	169	66	81	48	54,588	31	9	10	8
Rapides	Alexandria Police	177	153	86	70	46	46,051	33	11	18	(20)
St. Bernard	St. Bernard Parish Sheriff	311	291	94	117	40	66,641	44	65*	63*	100*
St. Charles	St. Charles Parish Sheriff	279	279	100	102	37	47,031	59	32	32	x
St. John the Baptist	St. John the Baptist Sheriff	217	214	99	51	24	42,260	51	45	46	0
St. Landry	St. Landry Parish Sheriff	112	112	100	55	49	82,955	14	15	15	x
St. Tammany	St. Tammany Parish Sheriff	355	355	100	128	36	178,483	20	7	7	x
Terrebonne	Terrebonne Parish Sheriff	246	246	100	75	30	102,097	24	6	6	x
<b>MARYLAND</b>											
Anne Arundel	Anne Arundel County Police	788	598	76	517	86	465,582	13	7	9	1
Anne Arundel	Annapolis Police	145	116	80	97	84	33,234	35	(11)	(3)	(34)
Baltimore(city)	Baltimore Police	3,710	3,082	83	2,390	78	675,401	46	5	5	6
Baltimore	Baltimore County Police	1,894	1,608	85	849	53	717,859	22	19	17	38
Charles	Charles County Sheriff	331	151	46	70	46	113,557	13	43	19	73
Harford	Harford County Sheriff	263	209	79	62	30	209,121	10	9	(14)	x
Howard	Howard County Police	385	310	81	190	61	224,483	14	37	33	56
Montgomery	Montgomery County Police	1,249	977	78	488	50	816,999	12	15	16	9
Prince George's	Prince George's County Police	1,555	1,264	81	639	51	773,810	16	6	9	(8)
<b>MASSACHUSETTS</b>											
Bristol	Fall River Police	288	243	84	135	56	90,865	27	2	8	(20)
Bristol	New Bedford Police	308	277	90	249	90	96,903	29	2	7	(26)
Essex	Lawrence Police	155	133	86	54	41	68,807	19	38	28	175
Essex	Lynn Police	179	162	91	100	62	80,563	20	10	13	(6)
Hampden	Chicopee Police	124	121	98	107	88	54,532	22	15	16	(25)
Hampden	Holyoke Police	139	123	88	105	85	41,461	30	9	3	129
Hampden	Springfield Police	672	575	86	242	42	149,948	38	25	21	54
Middlesex	Cambridge Police	281	249	89	133	53	93,707	27	(1)	(1)	0
Middlesex	Framingham Police	134	119	89	100	84	64,536	18	23	20	(32)
Middlesex	Lowell Police	301	246	82	195	79	100,973	24	31	52	(18)
Middlesex	Malden Police	106	100	94	80	80	52,749	19	(1)	3	(40)
Middlesex	Medford Police	120	115	96	60	52	56,190	20	8	10	(17)
Middlesex	Newton Police	184	156	85	142	91	80,238	19	(6)	(10)	27
Middlesex	Somerville Police	185	163	88	141	87	74,356	22	38	31	120
Middlesex	Waltham Police	170	143	84	129	90	57,214	25	16	2	350

Table 1a. - continued

County	Name of agency	Full-time employees, 1997			Officers assigned to respond to calls for service		City or county population	Officers per 10,000 residents	Percent change in number of full-time employees, 1993-97		
		Total	Number	Percent	Number	Percent			Total	Sworn	Civilian
<b>MASSACHUSETTS (cont.)</b>											
Norfolk	Brookline Police	118	118	100	85	72 %	54,137	22	(20)%	(11)%	(100)%
Norfolk	Quincy Police	231	201	87	150	75	85,532	23	4	4	3
Plymouth	Brockton Police	196	169	86	101	60	92,324	18	15	13	35
Suffolk	Boston Police	3,008	2,190	73	1,600	73	558,394	39	16	12	29
Suffolk	Revere Police	129	116	90	104	90	41,761	28	33	30	63
Worcester	Worcester Police	517	456	88	158	35	166,350	27	15	28	(35)
<b>MICHIGAN</b>											
Calhoun	Battle Creek Police	179	130	73 %	83	64	53,430	24	7	8	4
Genesee	Flint Police	371	324	87	160	49	134,881	24	7	9	(8)
Ingham	Lansing Police	337	249	74	160	64	125,736	20	1	(2)	10
Kalamazoo	Kalamazoo Police	317	237	75	133	56	77,460	31	(3)	(4)	(1)
Kent	Kent County Sheriff	488	171	35	86	50	536,103	3	10	(48)	171
Kent	Grand Rapids Police	422	347	82	166	48	188,242	18	21	25	4
Macomb	Macomb County Sheriff	392	189	48	110	58	734,625	3	9	15	5
Macomb	Sterling Heights Police	212	155	73	96	62	118,698	13	(4)	(7)	4
Macomb	Warren Police	292	238	82	130	55	138,078	17	10	5	35
Oakland	Oakland County Sheriff	756	649	86	212	33	1,162,098	6	11	13	1
Oakland	Farmington Hills Police	155	111	72	90	81	79,918	14	8	11	2
Oakland	Pontiac Police	201	165	82	66	40	70,471	23	3	14	(28)
Oakland	Southfield Police	206	167	81	93	56	76,184	22	2	8	(15)
Oakland	Troy Police	188	133	71	111	83	79,120	17	2	1	4
Saginaw	Saginaw Police	168	150	89	128	85	65,014	23	7	6	20
Washtenaw	Washtenaw County Sheriff	279	165	59	139	84	295,149	6	14	46	(14)
Washtenaw	Ann Arbor Police	242	184	76	75	41	108,758	17	11	3	45
Wayne	Wayne County Sheriff	1,174	764	65	118	15	2,137,302	4	(8)	26	(39)
Wayne	Dearborn Police	261	201	77	160	80	91,418	22	22	6	140
Wayne	Detroit Police	4,630	4,070	88	3,017	74	1,000,272	41	6	5	11
Wayne	Livonia Police	191	165	86	104	63	105,099	16	10	8	24
Wayne	Taylor Police	125	101	81	57	56	71,939	14	(5)	(6)	4
Wayne	Westland Police	123	101	82	66	65	90,798	11	0	(13)	214
<b>MINNESOTA</b>											
Hennepin	Bloomington Police	138	106	77	68	64	86,664	12	10	9	10
Hennepin	Minneapolis Police	1,140	890	78	654	73	358,785	25	13	5	58
Ramsey	Ramsey County Sheriff	360	286	79	80	28	484,484	6	21	15	48
Ramsey	St. Paul Police	734	581	79	475	82	259,606	22	(0)	10	(26)
St. Louis	Duluth Police	167	141	84	79	56	83,699	17	8	8	13
<b>MISSISSIPPI</b>											
Forrest	Hattiesburg Police	177	110	62	55	50	47,803	23	31	24	46
Harrison	Biloxi Police	168	122	73	108	89	48,414	25	38	45	21
Harrison	Gulfport Police	224	161	72	140	87	64,829	25	120	127	103
Hinds	Jackson Police	672	417	62	395	95	192,923	22	(10)	2	(25)
Jackson	Jackson County Sheriff	150	147	98	53	36	128,267	11	16	48	(90)
<b>MISSOURI</b>											
Boone	Columbia Police	147	116	79	86	74	76,756	15	11	10	11
Buchanan	St. Joseph Police	147	109	74	76	70	70,208	16	8	5	19
Greene	Springfield Police	317	253	80	106	42	143,407	18	25	26	23
Jackson	Independence Police	271	185	68	122	66	110,303	17	21	16	32
Jackson	Kansas City Police	1,860	1,172	63	792	68	441,259	27	5	0	14
Jefferson	Jefferson County Sheriff	225	149	66	101	68	188,863	8	29	12	81
St. Charles	St. Charles County Sheriff	163	116	71	62	53	255,066	5	(23)	4	(53)
St. Louis(city)	St. Louis Police	2,267	1,608	71	940	58	351,565	46	4	6	(0)
St. Louis	St. Louis County Police	843	624	74	314	50	1,003,807	6	17	21	8
<b>MONTANA</b>											
Yellowstone	Billings Police	138	117	85	95	81	91,195	13	7	11	(13)
<b>NEBRASKA</b>											
Douglas	Omaha Police	869	681	78	472	69	364,253	19	12	8	26
Lancaster	Lincoln Police	376	277	74	194	70	209,192	13	15	13	24
<b>NEVADA</b>											
Clark	Las Vegas Metropolitan Police	2,625	1,709	65	729	43	1,048,717	16	21	20	25
Clark	North Las Vegas Police	195	141	72	104	74	78,659	18	20	24	10
Nye	Nye County Sheriff	127	117	92	56	48	26,062	45	44*	89*	(62)*
Washoe	Washoe County Sheriff	585	383	65	86	22	298,787	13	22	18	31
Washoe	Reno Police	452	310	69	207	67	155,499	20	4	8	(3)

Table 1a. - continued

County	Name of agency	Full-time employees, 1997			Officers assigned to respond to calls for service		City or county population	Officers per 10,000 residents	Percent change in number of full-time employees, 1993-97		
		Total	Sworn officers	Percent	Number	Percent			Total	Sworn	Civilian
<b>NEW HAMPSHIRE</b>											
Hillsborough	Manchester Police	263	194	74	175	90 %	100,967	19	16 %	10 %	35 %
Hillsborough	Nashua Police	203	150	74	66	44	81,094	18	13	12	18
<b>NEW JERSEY</b>											
Atlantic	Atlantic City Police	546	418	77 %	208	50	38,361	109	5	(2)	35
Camden	Camden Police	413	345	84	155	45	84,844	41	5	5	5
Camden	Cherry Hill Police	152	119	78	77	65	68,982	17	19	(4)	725
Essex	Bloomfield Police	144	122	85	107	88	43,330	28	7	8	5
Essex	East Orange Police	320	285	89	196	69	70,534	40	8	3	94
Essex	Irvington Police	204	179	88	113	63	58,434	31	4	10	(24)
Essex	Newark Police	1,660	1,407	85	922	66	268,510	52	28	27	30
Essex	West Orange Police	157	103	66	92	89	39,495	26	43	5	350
Hudson	Hudson County Sheriff	230	188	82	150	80	550,789	3	31	44	(7)
Hudson	Bayonne Police	198	192	97	94	49	60,499	32	1	10	(71)
Hudson	Hoboken Police	159	149	94	112	75	33,136	45	9	12	(23)
Hudson	Jersey City Police	993	858	86	685	80	229,039	37	(3)	5	(34)
Hudson	North Bergen Police	128	108	84	50	46	48,112	22	(10)	(8)	(17)
Hudson	Union City Police	185	174	94	100	57	57,126	30	1	8	(52)
Hudson	West New York Police	112	106	95	75	71	37,695	28	7	1	x
Mercer	Hamilton Police	197	166	84	97	58	86,240	19	(2)	(3)	7
Mercer	Trenton Police	499	368	74	207	56	85,437	43	17	(1)	134
Middlesex	Edison Police	217	173	80	100	58	93,993	18	(6)	(6)	(8)
Middlesex	New Brunswick Police	175	138	79	128	93	41,534	33	24	21	37
Middlesex	Perth Amboy Police	139	117	84	71	61	42,262	28	(6)	0	(29)
Middlesex	Woodbridge Police	244	200	82	178	89	94,714	21	10	3	69
Monmouth	Long Branch Police	140	122	87	55	45	28,918	42	51	63	0
Morris	Parsippany Police	123	100	81	74	74	49,574	20	(12)	(12)	(15)
Ocean	Brick Township Police	133	111	83	68	61	73,323	15	14	22	(15)
Ocean	Dover Township Police	166	134	81	84	63	83,776	16	6	6	7
Passaic	Passaic County Sheriff	606	490	81	71	14	464,833	11	7	10	(3)
Passaic	Clifton Police	169	147	87	60	41	71,305	21	13	11	29
Passaic	Passaic Police	153	133	87	64	48	57,039	23	2	(2)	43
Passaic	Wayne Police	138	110	80	57	52	50,439	22	8	8	8
Union	Union County Sheriff	185	155	84	80	52	497,281	3	12	7	50
Union	Elizabeth Police	433	346	80	165	48	110,149	31	7	7	6
Union	Linden Police	150	127	85	74	58	36,857	34	9	4	44
Union	Plainfield Police	175	139	79	54	39	46,254	30	(7)	(5)	(14)
Union	Union Police	178	128	72	67	52	50,404	25	10	13	2
<b>NEW MEXICO</b>											
Bernalillo	Bernalillo County Sheriff	321	248	77	200	81	526,614	5	8	20	(19)
Bernalillo	Albuquerque Police	1,230	869	71	649	75	419,681	21	6	7	3
Dona Ana	Las Cruces Police	202	144	71	128	89	74,779	19	36	24	76
Santa Fe	Santa Fe Police	159	117	74	78	67	66,522	18	(5)	(3)	(9)
<b>NEW YORK</b>											
Albany	Albany Police	396	320	81	185	58	103,564	31	(2)	3	(19)
Albany	Colonie Police	149	109	73	55	50	77,509	14	3	2	8
Broome	Binghamton Police	160	144	90	93	65	48,294	30	(1)	0	(6)
Dutchess	Dutchess County Sheriff	459	396	86	72	18	262,675	15	16	18	5
Erie	Erie County Sheriff	623	530	85	144	27	954,021	6	(1)	(3)	12
Erie	Amherst Police	180	147	82	67	46	112,431	13	1	0	6
Erie	Buffalo Police	1,123	928	83	609	66	310,548	30	5	(1)	52
Erie	Cheektowaga Police	159	125	79	70	56	99,561	13	1	(5)	31
Erie	Tonawanda Police	160	106	66	60	57	82,323	13	3	2	4
Monroe	Monroe County Sheriff	920	757	82	143	19	721,996	10	22	16	58
Monroe	Rochester Police	853	693	81	296	43	221,594	31	4	5	(1)
Nassau	Nassau County Police	3,612	2,935	81	1,300	44	1,303,389	23	11	11	11
Nassau	Hempstead Police	133	108	81	60	56	46,609	23	5	9	(11)
New York City	New York City Police	47,460	38,328	81	27,422	72	7,380,906	52	34	37	23
Niagara	Niagara County Sheriff	290	131	45	95	73	221,219	6	29*	(8)*	92*
Niagara	Niagara Falls Police	177	158	89	94	59	58,357	27	(1)	1	(10)
Onondaga	Onondaga County Sheriff	567	528	93	186	35	466,675	11	10	10	11
Onondaga	Syracuse Police	608	520	86	203	39	155,865	33	16	21	(5)
Oswego	Oswego County Sheriff	155	134	86	50	37	125,446	11	31	123	(64)
Rensselaer	Troy Police	115	105	91	60	57	52,518	20	(15)	(13)	(33)
Rockland	Clarkstown Police	175	155	89	145	94	83,402	19	11	11	11
Rockland	Ramapo Police	127	108	85	67	62	98,068	11	10	3	90
Schenectady	Schenectady Police	194	148	76	85	57	62,893	24	33	1	x
Suffolk	Suffolk County Police	3,597	2,711	75	1,195	44	1,356,896	20	11	13	6
Westchester	Westchester County Police	280	229	82	129	56	893,412	3	(10)	(8)	(18)
Westchester	Greenburgh Police	127	104	82	85	82	86,147	12	5	4	10
Westchester	Mt. Vernon Police	207	176	85	154	88	67,112	26	(1)	5	(28)
Westchester	New Rochelle Police	227	179	79	90	50	67,369	27	8	4	26
Westchester	White Plains Police	281	200	71	166	83	49,653	40	6	9	0
Westchester	Yonkers Police	616	539	88	500	93	190,316	28	6	7	0

Table 1a. - continued

County	Name of agency	Full-time employees, 1997			Officers assigned to respond to calls for service		City or county population	Officers per 10,000 residents	Percent change in number of full-time employees, 1993-97		
		Total	Number	Percent	Number	Percent			Total	Sworn	Civilian
<b>NORTH CAROLINA</b>											
Alamance	Burlington Police	134	103	77 %	50	49 %	40,402	25	17 %	18 %	11 %
Buncombe	Buncombe County Sheriff	298	206	69	65	32	191,800	11	41	55	18
Buncombe	Asheville Police	214	166	78	127	77	64,067	26	10	13	0
Cabarrus	Cabarrus County Sheriff	147	131	89	67	51	113,165	12	28	22	100
Cumberland	Cumberland County Sheriff	507	337	66	64	19	284,800	12	31	5	154
Cumberland	Fayetteville Police	367	278	76	150	54	79,631	35	25	23	33
Durham	Durham Police	410	348	85	215	62	149,799	23	15	14	17
Forsyth	Winston-Salem Police	591	465	79	317	68	153,541	30	12	15	3
Gaston	Gaston County Police	173	116	67	56	48	182,623	6	36	23	73
Gaston	Gastonia Police	214	173	81	139	80	56,575	31	11	10	14
Guilford	Guilford County Sheriff	394	203	52	100	49	379,201	5	23	8	45
Guilford	Greensboro Police	584	448	77	190	42	195,426	23	6	5	9
Guilford	High Point Police	204	184	90	125	68	74,417	25	9	10	0
Mecklenburg	Charlotte-Mecklenburg Police	1,640	1,286	78	746	58	441,297	29	49	43	72
Nash	Rocky Mount Police	179	144	80	74	51	52,635	27	13	18	(3)
New Hanover	Wilmington Police	185	163	88	149	91	62,192	26	3	9	(27)
Pitt	Greenville Police	167	134	80	72	54	54,602	25	13	16	3
Wake	Wake County Sheriff	430	195	45	83	43	534,075	4	(1)	(4)	2
Wake	Raleigh Police	646	571	88	266	47	243,835	23	24	22	36
<b>OHIO</b>											
Butler	Butler County Sheriff	185	140	76	60	43	323,579	4	61*	56*	80*
Butler	Hamilton Police	139	113	81	79	70	61,833	18	12	7	44
Cuyahoga	Cleveland Police	2,378	1,798	76	1,041	58	498,246	36	28	6	284
Cuyahoga	Euclid Police	174	102	59	65	64	52,472	19	6*	4*	9*
Franklin	Franklin County Sheriff	691	558	81	148	27	1,013,724	6	3	8	(11)
Franklin	Columbus Police	2,122	1,726	81	1,368	79	657,053	26	13	14	10
Hamilton	Hamilton County Sheriff	951	951	100	140	15	857,616	11	3	3	x
Hamilton	Cincinnati Police	1,261	978	78	503	51	345,818	28	9	4	31
Lorain	Lorain Police	143	106	74	60	57	69,800	15	14	9	32
Lucas	Toledo Police	804	731	91	415	57	317,606	23	10	11	9
Mahoning	Youngstown Police	236	197	83	111	56	87,405	23	3	(5)	86
Montgomery	Dayton Police	597	485	81	218	45	172,947	28	2	0	12
Stark	Canton Police	202	187	93	97	52	81,079	23	16	14	50
Summit	Akron Police	545	500	92	457	91	216,882	23	0	6	(39)
<b>OKLAHOMA</b>											
Cleveland	Norman Police	170	120	71	84	70	90,228	13	21	11	56
Comanche	Lawton Police	168	144	86	127	88	82,582	17	(8)	2	(41)
Oklahoma	Oklahoma County Sheriff	823	320	39	70	22	630,531	5	98	199	63
Oklahoma	Oklahoma City Police	1,257	988	79	875	89	469,852	21	5	2	17
Tulsa	Tulsa County Sheriff	411	214	52	63	29	531,596	4	56	30	97
Tulsa	Tulsa Police	933	800	86	455	57	378,491	21	13	11	22
<b>OREGON</b>											
Clackamas	Clackamas County Sheriff	352	280	80	148	53	324,043	9	26	39	(6)
Lane	Lane County Sheriff	285	196	69	70	36	306,862	6	(9)	(8)	(10)
Lane	Eugene Police	271	169	62	122	72	123,718	14	(38)	13	(64)
Linn	Linn County Sheriff	165	135	82	54	40	102,217	13	136	165	58
Marion	Salem Police	268	171	64	93	54	122,566	14	18	18	18
Multnomah	Portland Police	1,221	962	79	536	56	480,824	20	7	8	2
Washington	Washington County Sheriff	331	266	80	101	38	383,603	7	19	28	(7)
<b>PENNSYLVANIA</b>											
Allegheny	Allegheny County Police	265	233	88	210	90	1,296,037	2	(12)	(9)	(26)
Allegheny	Pittsburgh Police	1,122	1,122	100	814	73	350,363	32	(24)	(7)	(100)
Berks	Reading Police	229	204	89	110	54	75,723	27	(2)	2	(24)
Dauphin	Harrisburg Police	222	177	80	96	54	50,886	35	(2)	(1)	(6)
Delaware	Upper Darby Township Police	109	101	93	72	71	79,422	13	(2)	7	(53)
Erie	Erie Police	229	187	82	162	87	105,270	18	(1)	(3)	8
Lancaster	Lancaster Police	165	135	82	83	61	53,597	25	6	7	3
Lehigh	Allentown Police	321	204	64	182	89	102,211	20	40	(1)	409
Montgomery	Lower Merion Township Police	159	134	84	98	73	57,021	24	4	6	(7)
Northampton	Bethlehem Police	164	140	85	80	57	70,245	20	6	7	0
Philadelphia	Philadelphia Police	7,736	6,782	88	5,872	87	1,478,002	46	12	12	12
<b>RHODE ISLAND</b>											
Kent	Warwick Police	245	169	69	91	54	84,514	20	10	1	38
Providence	Cranston Police	220	145	66	72	50	74,324	20	(12)	(42)	x
Providence	Pawtucket Police	174	149	86	100	67	69,068	22	1	1	(4)
Providence	Providence Police	540	468	87	216	46	152,558	31	16	14	24
Providence	Woonsocket Police	118	101	86	66	65	41,817	24	7	2	55

Table 1a. - continued

County	Name of agency	Full-time employees, 1997			Officers assigned to respond to calls for service		City or county population	Officers per 10,000 residents	Percent change in number of full-time employees, 1993-97		
		Total	Number	Percent	Number	Percent			Total	Sworn	Civilian
<b>SOUTH CAROLINA</b>											
Anderson	Anderson County Sheriff	137	115	84 %	62	54 %	156,558	7	14 %	17 %	0 %
Beaufort	Beaufort County Sheriff	176	162	92	128	79	102,735	16	45	47	27
Charleston	Charleston County Sheriff	566	233	41	85	36	277,721	8	9	7	10
Charleston	Charleston Police	495	318	64	118	37	71,052	45	37	19	88
Greenville	Greenville County Sheriff	355	290	82	160	55	345,173	8	9	10	7
Greenville	Greenville Police	216	176	81	151	86	57,064	31	11	11	14
Horry	Horry County Police	147	133	90	56	42	163,856	8	(1)	(2)	8
Horry	Myrtle Beach Police	180	137	76	123	90	25,456	54	31	32	30
Richland	Richland County Sheriff	373	323	87	161	50	304,540	11	6	17	(33)
Richland	Columbia Police	325	288	89	265	92	112,773	26	2	10	(36)
Spartanburg	Spartanburg County Sheriff	256	235	92	90	38	242,962	10	18	18	17
Spartanburg	Spartanburg Police	159	134	84	84	63	42,136	32	10	9	14
<b>SOUTH DAKOTA</b>											
Minnehaha	Sioux Falls Police	183	159	87	86	54	113,223	14	7	10	(8)
<b>TENNESSEE</b>											
Davidson	Nashville Metropolitan Police	1,716	1,279	75	532	42	511,263	25	20	22	16
Hamilton	Hamilton County Sheriff	322	286	89	117	41	295,373	10	22	19	64
Hamilton	Chattanooga Police	514	418	81	238	57	150,425	28	6	11	(11)
Knox	Knox County Sheriff	778	204	26	174	85	364,566	6	48	(61)	x
Knox	Knoxville Police	481	395	82	360	91	167,535	24	22	19	34
Madison	Jackson Police	217	172	79	120	70	50,406	34	2	6	(8)
Montgomery	Clarksville Police	200	177	89	112	63	94,879	19	30	28	44
Rutherford	Murfreesboro Police	155	123	79	105	85	53,966	23	27	28	23
Shelby	Memphis Police	1,879	1,498	80	862	58	596,725	25	(18)	9	(58)
Sullivan	Sullivan County Sheriff	172	163	95	62	38	149,844	11	(8)	(11)	200
Washington	Johnson City Police	170	140	82	97	69	55,542	25	13	12	15
<b>TEXAS</b>											
Bell	Killeen Police	182	139	76	73	53	78,022	18	8	7	10
Bell	Temple Police	129	104	81	55	53	51,394	20	13	9	32
Bexar	Bexar County Sheriff	1,527	1,315	86	252	19	1,318,322	10	7	6	16
Bexar	San Antonio Police	2,304	1,867	81	1,022	55	1,067,816	17	15	14	20
Cameron	Brownsville Police	248	180	73	160	89	132,091	14	8	6	15
Cameron	Harlingen Police	142	107	75	54	50	56,893	19	(87)	18	67
Collin	Plano Police	352	245	70	118	48	192,280	13	42	35	60
Dallas	Carrollton Police	187	130	70	65	50	96,757	13	7	3	19
Dallas	Dallas Police	3,527	2,817	80	2,457	87	1,053,292	27	(0)	0	(1)
Dallas	Garland Police	399	288	72	118	41	190,055	15	22	20	29
Dallas	Grand Prairie Police	250	169	68	102	60	109,231	15	1	6	(8)
Dallas	Irving Police	405	278	69	123	44	176,993	16	8	3	20
Dallas	Mesquite Police	257	193	75	119	62	111,947	17	18	18	19
Dallas	Richardson Police	235	145	62	77	53	81,133	18	(4)	(4)	(3)
Denton	Denton Police	142	110	77	50	45	73,483	15	11	6	33
Ector	Odessa Police	212	171	81	94	55	90,883	19	(14)	0	(45)
El Paso	El Paso Police	1,281	1,013	79	463	46	599,865	17	17	18	15
Fort Bend	Fort Bend County Sheriff	303	190	63	59	31	306,832	6	42	13	151
Gregg	Longview Police	189	140	74	77	55	74,572	19	6	9	(4)
Harris	Harris County Sheriff	3,305	2,474	75	530	21	3,126,966	8	(2)	21	(37)
Harris	Baytown Police	144	114	79	72	63	68,156	17	3	4	0
Harris	Houston Police	7,427	5,355	72	4,661	87	1,744,058	31	12	16	3
Harris	Pasadena Police	296	230	78	111	48	131,620	17	14	12	20
Hidalgo	Hidalgo County Sheriff	315	128	41	64	50	495,594	3	1,067	374	x
Hidalgo	McAllen Police	293	195	67	91	47	103,352	19	14	22	2
Jefferson	Beaumont Police	328	262	80	133	51	111,224	24	10	10	14
Jefferson	Port Arthur Police	140	112	80	94	84	57,701	19	(3)	0	(15)
Lubbock	Lubbock Police	352	300	85	174	58	193,565	15	(1)	(4)	24
McLennan	Waco Police	297	224	75	109	49	108,412	21	16	19	7
Midland	Midland Police	209	160	77	147	92	97,162	16	15	9	44
Nueces	Corpus Christi Police	568	394	69	198	50	280,260	14	6	4	10
Potter	Amarillo Police	341	261	77	96	37	169,588	15	3	4	3
Smith	Tyler Police	223	166	74	116	70	82,185	20	16	19	8
Tarrant	Tarrant County Sheriff	1,327	414	31	52	13	1,305,185	3	3	(68)	x
Tarrant	Arlington Police	604	458	76	220	48	294,816	16	27	28	26
Tarrant	Fort Worth Police	1,520	1,200	79	584	49	479,716	25	11	13	5
Taylor	Abilene Police	226	167	74	107	64	108,476	15	7	6	9
Tom Green	San Angelo Police	189	164	87	107	65	88,098	19	(4)	4	(36)
Travis	Travis County Sheriff	1,136	818	72	212	26	683,967	12	17	134	(49)
Travis	Austin Police	1,374	976	71	472	48	541,278	18	10	6	21
Webb	Laredo Police	338	269	80	104	39	164,899	16	27	23	44
Wichita	Wichita Falls Police	251	174	69	110	63	100,138	17	3	2	5
Williamson	Williamson County Sheriff	269	247	92	123	50	198,286	12	70	149	(63)

Table 1a. - continued

County	Name of agency	Full-time employees, 1997			Officers assigned to respond to calls for service		City or county population	Officers per 10,000 residents	Percent change in number of full-time employees, 1993-97		
		Total	Sworn officers	Number	Percent	Number			Percent	Total	Sworn
<b>UTAH</b>											
Salt Lake	Salt Lake City Police	555	394	71	236	60 %	172,575	23	26 %	9 %	101 %
Salt Lake	West Valley City Police	165	143	87	64	45	99,136	14	35	39	16
Weber	Ogden Police	139	114	82	70	61	65,720	17	14	9	47
<b>VIRGINIA</b>											
Alexandria(city)	Alexandria Police	393	272	69 %	104	38	117,586	23	6	5	8
Arlington	Arlington County Police	460	333	72	128	38	175,334	19	15	4	59
Chesapeake(city)	Chesapeake Police	371	295	80	158	54	192,342	15	10	11	6
Chesterfield	Chesterfield County Police	424	356	84	212	60	242,686	15	9	6	31
Danville(city)	Danville Police	141	135	96	59	44	53,472	25	8	19	(67)
Fairfax	Fairfax County Police	1,331	1,049	79	509	49	902,492	12	7	8	3
Hampton(city)	Hampton Police	349	255	73	164	64	138,757	18	24	23	27
Hanover	Hanover County Sheriff	151	138	91	96	70	76,781	18	34	33	44
Henrico	Henrico County Police	615	446	73	241	54	232,810	19	9	2	32
Loudoun	Loudoun County Sheriff	222	178	80	74	42	123,333	14	12	12	10
Lynchburg(city)	Lynchburg Police	190	143	75	133	93	67,250	21	(1)	(1)	2
Newport News(city)	Newport News Police	498	372	75	162	44	176,122	21	19	21	15
Norfolk(city)	Norfolk Police	820	711	87	312	44	233,430	30	7	6	16
Petersburg(city)	Petersburg Police	150	103	69	60	58	38,234	27	12	11	15
Portsmouth(city)	Portsmouth Police	355	246	69	91	37	101,308	24	22	15	43
Prince William	Prince William County Police	407	322	79	208	65	249,278	13	0	11	(25)
Richmond(city)	Richmond Police	812	702	86	539	77	198,267	35	12	11	22
Roanoke(city)	Roanoke Police	290	248	86	126	51	95,548	26	(0)	0	(2)
Suffolk(city)	Suffolk Police	143	112	78	59	53	58,901	19	9	10	7
Virginia Beach(city)	Virginia Beach Police	924	708	77	593	84	430,385	16	12	14	6
<b>WASHINGTON</b>											
Clark	Clark County Sheriff	332	128	39	88	69	305,171	4	13	(2)	24
Clark	Vancouver Police	132	119	90	75	63	59,982	20	16	25	(32)
King	King County Sheriff	865	579	67	317	55	1,619,411	4	4	(3)	20
King	Bellevue Police	257	165	64	88	53	92,267	18	11	10	14
King	Kent Police	162	108	67	75	69	42,700	25	29	33	20
King	Seattle Police	1,714	1,232	72	695	56	524,704	23	(1)	0	(4)
Pierce	Pierce County Sheriff	680	297	44	197	66	657,272	5	34	(31)	418
Pierce	Tacoma Police	430	388	90	145	37	179,114	22	10	11	2
Snohomish	Snohomish County Sheriff	246	176	72	120	68	546,102	3	6	7	3
Snohomish	Everett Police	190	153	81	82	54	81,028	19	3	5	(5)
Spokane	Spokane County Sheriff	467	233	50	156	67	404,920	6	21	41	5
Spokane	Spokane Police	381	281	74	186	66	186,562	15	9	12	3
Thurston	Thurston County Sheriff	179	143	80	50	35	197,109	7	69	91	16
Yakima	Yakima Police	167	113	68	60	53	65,110	17	18	7	50
<b>WEST VIRGINIA</b>											
Cabell	Huntington Police	110	102	93	53	52	53,941	19	7	9	(11)
Kanawha	Charleston Police	205	175	85	89	51	56,098	31	18	14	50
<b>WISCONSIN</b>											
Brown	Brown County Sheriff	196	132	67	56	42	213,072	6	2	(1)	8
Brown	Green Bay Police	243	185	76	156	84	102,076	18	10	8	21
Dane	Dane County Sheriff	404	322	80	65	20	395,366	8	36	24	116
Dane	Madison Police	388	327	84	162	50	197,630	17	9	8	13
Kenosha	Kenosha Police	183	172	94	159	92	86,888	20	3	4	(8)
Milwaukee	Milwaukee County Sheriff	866	640	74	115	18	922,243	7	21	20	26
Milwaukee	Milwaukee Police	2,617	2,151	82	1,521	71	590,503	36	4	5	(1)
Milwaukee	West Allis Police	187	161	86	72	45	60,550	27	22	25	8
Outagamie	Appleton Police	126	103	82	70	68	65,862	16	8	11	(4)
Racine	Racine Police	281	209	74	138	66	82,572	25	18	2	112
Waukesha	Waukesha County Sheriff	306	148	48	73	49	343,797	4	5	2	7

Note: Personnel data for 1997 are for the pay period that included June 30, 1997.  
 Personnel data for 1993 are for the pay period that included June 15, 1993.  
 Population data are based on Bureau of Census figures for April 1, 1996.  
 Figures for number of officers per 10,000 residents are based on all full-time sworn personnel only.  
 Numbers in parentheses indicate a negative percent change in number of employees.

x-Percent change could not be calculated because the agency had no civilian employees in 1993.

\*- Percent change figures were calculated using 1992 data because data for 1993 were not available.

---Data were not provided by an agency.

**Table 2a. Number of full-time and part-time sworn employees, and primary job function of full-time sworn employees in local law enforcement agencies, 1997**

County	Name of agency	Number of sworn employees, 1997			Percent of full-time sworn employees working in:						
		Total	Full-time	Part-time	Total	Administration	Field operations	Technical support	Jail operations	Court operations	Other
<b>ALABAMA</b>											
Etowah	Gadsden Police	110	110	0	100 %	4 %	95 %	1 %	0 %	0 %	0 %
Houston	Dothan Police	128	128	0	100	7	93	0	0	0	0
Jefferson	Jefferson County Sheriff	440	440	0	100	7	47	2	34	10	0
Jefferson	Bessemer Police	117	117	0	100	3	96	2	0	0	0
Jefferson	Birmingham Police	914	914	0	100	15	83	2	0	0	0
Jefferson	Hoover Police	150	150	0	100	5	77	19	0	0	0
Madison	Huntsville Police	340	340	0	100	3	90	7	0	0	0
Mobile	Mobile County Sheriff	148	148	0	100	1	99	0	0	0	0
Mobile	Mobile Police	447	447	0	100	2	89	9	0	0	0
Montgomery	Montgomery County Sheriff	202	202	0	100	1	48	2	41	8	0
Montgomery	Montgomery Police	463	454	9	100	7	92	0	0	0	0
Morgan	Decatur Police	145	145	0	100	10	70	9	8	2	0
Tuscaloosa	Tuscaloosa Police	200	200	0	100	2	93	6	0	0	0
<b>ALASKA</b>											
Anchorage	Anchorage Police	311	311	0	100	4	96	0	0	0	0
<b>ARIZONA</b>											
Maricopa	Maricopa County Sheriff	500	500	0	100	12	88	0	0	0	0
Maricopa	Chandler Police	192	192	0	100	3	93	0	0	0	5
Maricopa	Glendale Police	243	243	0	100	2	93	5	0	0	0
Maricopa	Mesa Police	625	625	0	100	4	91	2	3	0	0
Maricopa	Phoenix Police	2,428	2,428	0	100	1	99	0	0	0	0
Maricopa	Scottsdale Police	285	285	0	100	19	81	0	0	0	0
Maricopa	Tempe Police	279	279	0	100	5	95	0	0	0	0
Pima	Pima County Sheriff	378	378	0	100	3	91	2	0	4	0
Pima	Tucson Police	802	802	0	100	4	96	0	0	0	0
Pinal	Pinal County Sheriff	135	135	0	100	5	95	0	0	0	0
Yuma	Yuma Police	116	116	0	100	3	95	1	0	1	0
<b>ARKANSAS</b>											
Jefferson	Pine Bluff Police	142	142	0	100	7	82	11	0	0	0
Pulaski	Pulaski County Sheriff	360	360	0	100	3	29	1	64	3	0
Pulaski	Little Rock Police	549	549	0	100	2	93	5	0	0	0
Pulaski	North Little Rock Police	195	195	0	100	4	95	0	0	1	0
Sebastian	Fort Smith Police	143	143	0	100	7	92	0	0	1	0
<b>CALIFORNIA</b>											
Alameda	Alameda County Sheriff	800	800	0	100	3	25	4	53	15	0
Alameda	Alameda Police	107	107	0	100	6	92	2	1	0	0
Alameda	Berkeley Police	199	199	0	100	4	95	1	1	0	0
Alameda	Fremont Police	196	196	0	100	4	94	1	1	1	0
Alameda	Hayward Police	170	170	0	100	1	85	1	0	0	12
Alameda	Oakland Police	617	617	0	100	6	94	0	0	0	0
Contra Costa	Contra Costa County Sheriff	660	660	0	100	2	47	5	38	9	0
Contra Costa	Concord Police	154	154	0	100	5	95	0	0	0	0
Contra Costa	Richmond Police	186	186	0	100	3	95	3	0	0	0
El Dorado	El Dorado County Sheriff	150	150	0	100	4	90	0	1	5	0
Fresno	Fresno County Sheriff	369	369	0	100	3	74	2	2	19	0
Fresno	Fresno Police	572	572	0	100	3	96	1	0	0	0
Kern	Kern County Sheriff	447	447	0	100	3	63	4	11	20	0
Kern	Bakersfield Police	280	280	0	100	3	96	2	0	0	0
Los Angeles	Los Angeles County Sheriff	8,021	8,021	0	100	2	49	2	28	18	0
Los Angeles	Beverly Hills Police	138	133	5	100	8	72	12	8	0	0
Los Angeles	Burbank Police	156	156	0	100	4	93	3	0	0	0
Los Angeles	Compton Police	137	137	0	100	4	96	0	0	0	0
Los Angeles	Culver City Police	119	119	0	100	8	92	0	0	0	0
Los Angeles	Downey Police	117	116	1	100	9	91	0	0	0	0
Los Angeles	El Monte Police	134	134	0	100	4	94	2	0	0	0
Los Angeles	Glendale Police	228	228	0	100	4	95	0	0	0	0
Los Angeles	Inglewood Police	206	206	0	100	3	96	1	0	0	0
Los Angeles	Long Beach Police	838	838	0	---	---	---	---	---	---	---
Los Angeles	Los Angeles Police	10,877	9,423	1,454	100	1	92	2	0	0	5
Los Angeles	Pasadena Police	223	221	2	100	5	94	0	1	0	0
Los Angeles	Pomona Police	179	179	0	100	10	89	0	1	0	0
Los Angeles	Santa Monica Police	196	196	0	100	8	87	5	0	0	0
Los Angeles	Torrance Police	249	249	0	100	7	85	7	0	0	0
Los Angeles	West Covina Police	111	111	0	100	6	94	0	0	0	0
Los Angeles	Whittier Police	126	126	0	100	6	94	0	0	0	0
Marin	Marin County Sheriff	205	205	0	100	3	53	1	36	7	0
Monterey	Monterey County Sheriff	324	324	0	100	4	47	1	40	8	0
Monterey	Salinas Police	149	149	0	100	3	97	0	0	0	0
Orange	Orange County Sheriff-Coroner	1,347	1,303	44	100	6	49	1	44	0	0
Orange	Anaheim Police	423	388	35	100	6	94	0	0	0	0
Orange	Costa Mesa Police	175	150	25	100	6	94	0	0	0	0
Orange	Fullerton Police	151	147	4	100	3	95	2	0	0	0
Orange	Garden Grove Police	190	161	29	100	7	93	0	0	0	0
Orange	Huntington Beach Police	228	228	0	100	9	89	1	0	0	0



Table 2a. - continued

County	Name of agency	Number of sworn employees, 1997			Percent of full-time sworn employees working in:						
		Total	Full-time	Part-time	Total	Administration	Field operations	Technical support	Jail operations	Court operations	Other
<b>CALIFORNIA (cont.)</b>											
Orange	Irvine Police	138	138	0	100 %	2 %	93 %	4 %	0 %	0 %	0 %
Orange	Newport Beach Police	155	134	21	100	12	88	0	0	0	0
Orange	Orange Police	171	145	26	100	8	91	1	0	0	0
Orange	Santa Ana Police	374	374	0	100	4	93	3	0	0	0
Placer	Placer County Sheriff	223	223	0	100	2	65	0	26	6	0
Riverside	Riverside County Sheriff	1,179	1,179	0	100	2	71	1	16	10	0
Riverside	Corona Police	141	126	15	100	3	92	5	0	0	0
Riverside	Riverside Police	329	329	0	100	4	95	1	0	0	0
Sacramento	Sacramento County Sheriff	1,174	1,173	1	100	3	54	1	32	9	0
Sacramento	Sacramento Police	660	611	49	100	2	98	0	0	0	0
San Bernardino	San Bernardino County Sheriff	1,346	1,246	100	100	2	62	2	28	0	6
San Bernardino	Fontana Police	119	119	0	100	8	92	0	0	0	0
San Bernardino	Ontario Police	215	215	0	100	4	96	0	0	0	0
San Bernardino	Rialto Police	119	111	8	100	7	90	3	0	0	0
San Bernardino	San Bernardino Police	256	256	0	100	4	73	24	0	0	0
San Diego	San Diego County Sheriff	1,861	1,861	0	100	8	46	5	42	0	0
San Diego	Chula Vista Police	172	172	0	100	4	96	0	0	0	0
San Diego	El Cajon Police	133	133	0	100	4	91	5	0	0	0
San Diego	Escondido Police	147	147	0	100	3	96	1	0	0	0
San Diego	Oceanside Police	233	154	79	100	20	80	0	0	0	0
San Diego	San Diego Police	1,964	1,964	0	100	5	91	4	0	0	0
San Francisco	San Francisco Police	2,010	2,006	4	100	15	85	0	0	0	0
San Joaquin	San Joaquin County Sheriff	426	426	0	100	8	38	0	42	12	0
San Joaquin	Stockton Police	373	373	0	100	4	95	1	0	0	0
San Luis Obispo	San Luis Obispo County Sheriff	135	135	0	100	10	76	0	1	13	0
San Mateo	San Mateo County Sheriff	312	302	10	100	3	38	2	34	19	4
San Mateo	Daly City Police	111	111	0	100	4	80	16	0	0	0
San Mateo	San Mateo Police	108	108	0	100	6	94	0	0	0	0
Santa Barbara	Santa Barbara County Sheriff	410	410	0	100	5	47	0	40	9	0
Santa Barbara	Santa Barbara Police	141	141	0	100	7	93	0	0	0	0
Santa Clara	Santa Clara County Sheriff	380	380	0	100	3	62	0	0	35	0
Santa Clara	San Jose Police	1,336	1,336	0	100	22	78	1	0	0	0
Santa Clara	Santa Clara Police	179	139	40	100	13	86	1	0	0	0
Santa Clara	Sunnyvale Police	196	196	0	100	38	62	0	0	0	0
Santa Cruz	Santa Cruz County Sheriff	141	141	0	100	10	74	1	0	15	0
Shasta	Shasta County Sheriff	149	149	0	100	9	56	0	35	0	0
Solano	Vallejo Police	141	141	0	100	4	96	1	0	0	0
Sonoma	Sonoma County Sheriff-Coroner	404	387	17	100	3	44	0	45	7	2
Sonoma	Santa Rosa Police	155	155	0	---	---	---	---	---	---	---
Stanislaus	Stanislaus County Sheriff	256	189	67	100	3	74	0	1	22	0
Stanislaus	Modesto Police	248	248	0	100	2	89	2	0	0	7
Tulare	Tulare County Sheriff	404	369	35	100	4	57	1	30	8	0
Ventura	Ventura County Sheriff	713	713	0	100	6	56	1	27	10	0
Ventura	Simi Valley Police	115	115	0	100	5	90	5	0	0	0
Ventura	Ventura Police	118	118	0	100	3	96	1	0	0	0
<b>COLORADO</b>											
Adams	Adams County Sheriff	241	241	0	100	7	47	0	40	6	0
Adams	Westminster Police	124	123	1	100	7	92	0	0	1	0
Arapahoe	Aurora Police	508	508	0	100	4	86	2	1	0	7
Boulder	Boulder County Sheriff	195	191	4	100	2	46	0	51	0	2
Boulder	Boulder Police	137	137	0	100	6	94	0	0	0	0
Denver	Denver Police	1,412	1,412	0	100	6	89	5	0	0	0
Douglas	Douglas County Sheriff	124	124	0	100	6	69	1	23	2	0
El Paso	El Paso County Sheriff	383	383	0	100	7	28	2	55	8	0
El Paso	Colorado Springs Police	528	528	0	100	3	95	2	0	0	0
Jefferson	Jefferson County Sheriff	370	369	1	100	3	46	0	46	5	0
Jefferson	Arvada Police	132	132	0	100	5	95	0	0	0	0
Jefferson	Lakewood Police	228	228	0	100	10	90	0	0	0	0
Larimer	Larimer County Sheriff	155	155	0	100	5	48	0	45	2	0
Larimer	Fort Collins Police	130	130	0	100	5	95	0	0	0	0
Pueblo	Pueblo Police	194	194	0	100	4	94	3	0	0	0
<b>CONNECTICUT</b>											
Fairfield	Bridgeport Police	431	431	0	100	7	87	6	0	0	0
Fairfield	Danbury Police	189	143	46	100	2	81	16	0	1	0
Fairfield	Greenwich Police	158	158	0	100	4	87	7	0	2	0
Fairfield	Norwalk Police	178	178	0	100	4	91	5	0	0	0
Fairfield	Stamford Police	313	313	0	100	8	82	4	5	1	0
Hartford	Bristol Police	114	114	0	100	11	78	11	0	0	0
Hartford	East Hartford Police	124	124	0	100	6	90	4	0	1	0
Hartford	Hartford Police	473	473	0	100	5	93	2	0	0	0
Hartford	Manchester Police	108	108	0	100	4	90	6	0	0	0
Hartford	New Britain Police	159	159	0	100	3	92	3	2	0	0
New Haven	Meriden Police	129	129	0	100	5	93	2	0	0	0
New Haven	Milford Police	126	122	4	100	6	94	0	0	0	0
New Haven	New Haven Police	433	433	0	100	3	95	2	0	0	0
New Haven	Waterbury Police	322	322	0	100	2	93	5	0	0	0
New Haven	West Haven Police	116	116	0	100	3	91	5	0	1	0

Table 2a. - continued

County	Name of agency	Number of sworn employees, 1997			Percent of full-time sworn employees working in:						
		Total	Full-time	Part-time	Total	Administration	Field operations	Technical support	Jail operations	Court operations	Other
<b>DELAWARE</b>											
New Castle	New Castle County Police	308	308	0	100 %	6 %	93 %	1 %	0 %	0 %	0 %
New Castle	Wilmington Police	255	255	0	100	8	91	1	0	0	0
<b>DISTRICT OF COLUMBIA</b>											
Washington, DC	Washington Metropolitan Police	3,618	3,618	0	100	7	90	3	0	0	0
<b>FLORIDA</b>											
Alachua	Alachua County Sheriff	222	211	11	100	12	75	5	0	8	0
Alachua	Gainesville Police	251	249	2	100	6	92	2	0	0	0
Bay	Bay County Sheriff	145	133	12	100	11	63	0	0	26	0
Brevard	Brevard County Sheriff	499	499	0	100	7	54	0	32	7	0
Brevard	Melbourne Police	146	146	0	100	8	92	0	0	0	0
Brevard	Palm Bay Police	108	108	0	100	9	89	2	0	0	0
Broward	Broward County Sheriff	1,927	1,906	21	100	0	47	0	52	0	0
Broward	Coral Springs Police	158	158	0	100	1	96	3	0	0	0
Broward	Davie Police	123	123	0	100	3	89	8	0	0	0
Broward	Fort Lauderdale Police	462	462	0	100	4	94	2	0	0	0
Broward	Hollywood Police	307	307	0	100	5	92	3	0	0	0
Broward	Margate Police	102	102	0	100	21	79	0	0	0	0
Broward	Miramar Police	118	118	0	100	7	92	2	0	0	0
Broward	Pembroke Pines Police	183	183	0	100	6	91	3	0	0	0
Broward	Plantation Police	171	171	0	100	7	93	0	0	0	0
Broward	Pompano Beach Police	240	240	0	100	3	97	0	0	0	0
Broward	Sunrise Police	147	147	0	100	5	95	0	0	0	0
Charlotte	Charlotte County Sheriff	286	286	0	100	2	66	5	22	5	0
Citrus	Citrus County Sheriff	138	135	3	100	3	81	1	0	15	0
Clay	Clay County Sheriff	242	240	2	100	6	66	0	21	7	0
Collier	Collier County Sheriff	581	581	0	100	2	62	1	30	6	0
Dade	Metro-Dade Police	2,920	2,920	0	100	6	91	3	0	0	0
Dade	Coral Gables Police	154	154	0	100	5	86	9	0	0	0
Dade	Hialeah Police	322	322	0	100	8	89	3	0	0	0
Dade	Miami Police	1,007	1,007	0	100	5	89	6	0	0	0
Dade	Miami Beach Police	357	357	0	100	7	87	4	1	0	0
Duval	Jacksonville Sheriff	1,467	1,438	29	100	1	99	0	0	0	0
Escambia	Escambia County Sheriff	628	625	3	100	2	52	0	43	4	0
Escambia	Pensacola Police	159	156	3	100	23	77	0	0	0	0
Hernando	Hernando County Sheriff	160	160	0	100	2	96	0	0	3	0
Hillsborough	Hillsborough County Sheriff	1,921	1,743	178	100	2	47	7	39	4	0
Hillsborough	Tampa Police	916	916	0	100	4	96	0	0	0	0
Indian River	Indian River County Sheriff	265	265	0	100	4	49	0	38	8	0
Lake	Lake County Sheriff	343	343	0	100	3	44	0	49	4	0
Lee	Lee County Sheriff	552	533	19	100	2	65	2	29	3	0
Lee	Cape Coral Police	127	127	0	100	3	79	18	0	0	0
Lee	Fort Myers Police	155	155	0	100	5	92	3	0	0	0
Leon	Leon County Sheriff	459	457	2	100	5	43	1	47	5	0
Leon	Tallahassee Police	360	325	35	100	2	97	1	0	0	0
Manatee	Manatee County Sheriff	601	599	2	100	3	47	2	45	3	0
Marion	Marion County Sheriff	387	384	3	100	5	50	1	39	4	0
Marion	Ocala Police	154	142	12	100	3	96	1	0	0	0
Martin	Martin County Sheriff	353	353	0	100	1	52	3	38	7	0
Monroe	Monroe County Sheriff	355	353	2	100	4	47	0	46	3	0
Okaloosa	Okaloosa County Sheriff	192	163	29	100	4	87	0	0	9	0
Orange	Orange County Sheriff	1,117	1,117	0	100	6	86	0	0	8	0
Orange	Orlando Police	613	600	13	100	3	95	2	0	0	0
Osceola	Osceola County Sheriff	240	219	21	100	2	76	7	0	15	0
Palm Beach	Palm Beach County Sheriff	1,615	1,615	0	100	1	50	1	40	8	0
Palm Beach	Boca Raton Police	139	139	0	100	1	97	1	0	0	0
Palm Beach	Boynton Beach Police	135	135	0	100	7	93	0	0	0	0
Palm Beach	Delray Beach Police	151	151	0	100	3	95	3	0	0	0
Palm Beach	West Palm Beach Police	241	241	0	100	2	94	3	0	0	0
Pasco	Pasco County Sheriff	554	551	3	100	7	53	0	37	3	0
Pinellas	Pinellas County Sheriff	1,425	1,425	0	100	2	41	2	43	12	0
Pinellas	Clearwater Police	258	258	0	100	3	97	0	0	0	0
Pinellas	Largo Police	126	126	0	100	7	90	2	0	0	0
Pinellas	St. Petersburg Police	511	511	0	100	3	92	5	0	0	0
Polk	Polk County Sheriff	813	813	0	100	2	51	2	41	5	0
Polk	Lakeland Police	222	210	12	100	4	96	0	0	0	0
St. John	St. John County Sheriff	279	230	49	100	3	53	1	38	4	0
St. Lucie	St. Lucie County Sheriff	348	347	1	100	1	53	0	39	7	0
St. Lucie	Fort Pierce Police	106	106	0	100	4	91	3	0	0	3
St. Lucie	Port St. Lucie Police	114	114	0	100	4	95	0	0	0	1
Santa Rosa	Santa Rosa County Sheriff	162	162	0	100	7	44	0	44	5	0
Sarasota	Sarasota County Sheriff	348	348	0	100	5	86	4	0	5	0
Sarasota	Sarasota Police	185	185	0	100	8	91	1	0	0	0
Seminole	Seminole County Sheriff	262	262	0	100	3	96	1	0	0	0
Volusia	Volusia County Sheriff	381	356	25	100	2	71	1	0	26	0
Volusia	Daytona Beach Police	342	245	97	100	6	91	3	0	0	0

Table 2a. - continued

County	Name of agency	Number of sworn employees, 1997			Percent of full-time sworn employees working in:						
		Total	Full-time	Part-time	Total	Administration	Field operations	Technical support	Jail operations	Court operations	Other
<b>GEORGIA</b>											
Bibb	Bibb County Sheriff	224	224	0	100 %	2 %	42	3 %	48 %	4 %	0 %
Bibb	Macon Police	290	290	0	100	3	85	6	1	0	5
Chatham	Chatham County Police	149	149	0	100	13	84	3	0	0	0
Chatham	Savannah Police	424	424	0	100	1	97	2	0	0	0
Cherokee	Cherokee County Sheriff	178	178	0	100	6	51	2	35	7	0
Clarke	Athens-Clarke County Police	198	198	0	100	2	97	1	0	0	0
Clayton	Clayton County Police	216	216	0	100	4	91	4	0	0	1
Cobb	Cobb County Police	388	388	0	100	2	97	0	0	0	0
Cobb	Cobb County Sheriff	252	250	2	100	6	30	1	46	18	0
Cobb	Marietta Police	130	130	0	100	9	87	1	1	1	2
Columbia	Columbia County Sheriff	147	147	0	100	7	69	2	22	1	0
De Kalb	De Kalb County Police	713	713	0	100	6	90	4	0	0	0
Dougherty	Albany Police	202	202	0	100	3	88	6	0	1	0
Douglas	Douglas County Sheriff	196	187	9	100	4	48	6	37	4	0
Fulton	Fulton County Police	219	219	0	100	6	94	0	0	0	0
Fulton	Atlanta Police	1,612	1,612	0	100	2	93	5	0	0	0
Fulton	East Point Police	125	125	0	100	5	83	0	12	0	0
Gwinnett	Gwinnett County Police	399	399	0	100	3	96	1	0	0	0
Hall	Hall County Sheriff	188	188	0	100	4	96	1	0	0	0
Muscogee	Columbus Police	387	387	0	100	8	82	10	0	0	0
Richmond	Augusta-Richmond Co. Sheriff	554	554	0	100	2	63	2	28	5	0
<b>HAWAII</b>											
Hawaii	Hawaii County Police	353	353	0	100	5	94	1	0	0	0
Honolulu	Honolulu Police	1,691	1,691	0	100	4	93	3	0	0	1
Kauai	Kauai County Police	135	135	0	100	4	96	0	0	0	0
Maui	Maui County Police	313	313	0	100	3	83	11	0	0	3
<b>IDAHO</b>											
Ada	Ada County Sheriff	196	196	0	100	3	43	0	54	0	0
Ada	Boise Police	222	222	0	100	3	97	0	0	0	0
<b>ILLINOIS</b>											
Champaign	Champaign Police	118	118	0	100	3	94	3	0	0	0
Cook	Cook County Sheriff	5,600	5,600	0	100	0	11	0	53	36	0
Cook	Arlington Heights Police	105	105	0	100	8	92	0	0	0	0
Cook	Chicago Police	13,271	13,271	0	100	5	87	6	0	0	2
Cook	Cicero Police	151	101	50	100	4	92	3	1	0	0
Cook	Evanston Police	156	156	0	100	4	88	7	0	0	0
Cook	Oak Lawn Police	102	102	0	100	5	95	0	0	0	0
Cook	Oak Park Police	118	118	0	100	7	93	0	0	0	0
Cook	Schaumburg Police	140	140	0	100	9	89	2	0	0	0
Cook	Skokie Police	103	103	0	100	4	95	1	0	0	0
Du Page	Naperville Police	159	159	0	100	9	91	0	0	0	0
Kane	Aurora Police	249	249	0	100	6	92	2	0	0	0
Kane	Elgin Police	164	154	10	100	5	95	0	0	0	0
Lake	Lake County Sheriff	218	171	47	100	2	62	0	0	35	1
Lake	Waukegan Police	143	143	0	100	3	95	1	0	0	0
Macon	Decatur Police	155	155	0	100	6	94	0	0	0	0
Peoria	Peoria Police	232	232	0	100	3	97	0	0	0	0
Sangamon	Springfield Police	255	249	6	100	3	90	6	0	0	0
Will	Will County Sheriff	263	263	0	100	3	68	0	19	10	0
Will	Joliet Police	227	227	0	100	4	94	2	0	0	0
Winnebago	Winnebago County Sheriff	243	224	19	100	4	47	0	49	0	0
Winnebago	Rockford Police	282	282	0	100	2	95	2	0	0	0
<b>INDIANA</b>											
Allen	Fort Wayne Police	378	378	0	100	2	88	10	0	0	0
Delaware	Muncie Police	120	120	0	100	3	95	2	0	0	0
Elkhart	Elkhart Police	103	103	0	100	4	96	0	0	0	0
Howard	Kokomo Police	105	105	0	100	11	89	0	0	0	0
Lake	Lake County Sheriff	173	173	0	100	2	87	9	3	0	0
Lake	East Chicago Police	106	106	0	100	6	86	5	3	1	0
Lake	Gary Police	243	243	0	100	5	80	14	0	1	0
Lake	Hammond Police	210	210	0	100	6	89	2	3	0	0
Madison	Anderson Police	128	128	0	100	3	92	5	0	0	0
Marion	Marion County Sheriff	516	516	0	100	25	57	2	9	6	0
Marion	Indianapolis Police	970	970	0	100	5	90	5	0	0	0
St. Joseph	South Bend Police	246	246	0	100	11	87	1	0	0	0
Vanderburgh	Vanderburgh County Sheriff	103	103	0	100	3	68	3	15	12	0
Vanderburgh	Evansville Police	272	272	0	100	3	97	0	0	0	0
Vigo	Terre Haute Police	118	118	0	100	3	97	0	0	0	0

**Table 2a. - continued**

County	Name of agency	Number of sworn employees, 1997			Percent of full-time sworn employees working in:						
		Total	Full-time	Part-time	Total	Administration	Field operations	Technical support	Jail operations	Court operations	Other
<b>IOWA</b>											
Black Hawk	Waterloo Police	126	126	0	100 %	7 %	91 %	2 %	0 %	0 %	0 %
Linn	Cedar Rapids Police	200	200	0	100	3	95	3	0	0	0
Polk	Des Moines Police	345	345	0	100	5	90	4	0	0	1
Scott	Davenport Police	159	159	0	100	3	87	9	0	0	0
Woodbury	Sioux City Police	122	122	0	100	1	99	0	0	0	0
<b>KANSAS</b>											
Douglas	Lawrence Police	110	110	0	100	10	83	5	0	2	0
Johnson	Johnson County Sheriff	353	353	0	100	4	28	6	56	6	0
Johnson	Olathe Police	116	116	0	100	11	87	2	0	0	0
Johnson	Overland Park Police	181	181	0	100	6	90	4	0	0	0
Sedgwick	Sedgwick County Sheriff	153	152	1	100	4	96	0	0	0	0
Sedgwick	Wichita Police	590	590	0	100	2	97	1	0	0	0
Shawnee	Shawnee County Sheriff	105	105	0	100	11	81	0	0	8	0
Shawnee	Topeka Police	278	278	0	100	2	92	6	0	0	0
Wyandotte	Kansas City Police	369	369	0	100	5	93	2	0	0	0
<b>KENTUCKY</b>											
Fayette	Lexington-Fayette County Police	433	433	0	100	8	91	1	0	0	0
Jefferson	Jefferson County Police	413	413	0	100	6	88	7	0	0	0
Jefferson	Jefferson County Sheriff	173	167	6	100	12	33	1	0	54	0
Jefferson	Louisville Police	654	654	0	100	4	94	3	0	0	0
Kenton	Covington Police	105	105	0	100	6	93	1	0	0	0
<b>LOUISIANA</b>											
Ascension	Ascension Parish Sheriff	192	172	20	100	6	45	22	27	0	1
Bossier	Bossier Police	176	176	0	100	5	66	20	8	0	0
Caddo	Caddo Parish Sheriff	585	577	8	100	16	20	13	44	6	0
Caddo	Shreveport Police	501	501	0	100	2	91	7	0	0	0
Calcasieu	Calcasieu Parish Sheriff	615	571	44	100	3	41	16	32	8	0
Calcasieu	Lake Charles Police	170	170	0	100	8	77	15	1	0	0
E. Baton Rouge	E. Baton Rouge Parish Sheriff	688	688	0	100	3	37	14	44	3	0
E. Baton Rouge	Baton Rouge Police	643	643	0	100	3	77	20	0	0	0
Jefferson	Kenner Police	130	130	0	100	5	94	0	0	1	0
Lafayette	Lafayette Parish Sheriff	474	458	16	100	7	32	6	47	9	0
Lafourche	Lafourche Parish Sheriff	176	170	6	100	9	47	0	38	6	0
Orleans	New Orleans Police	1,576	1,576	0	100	7	92	0	0	1	0
Ouachita	Ouachita Parish Sheriff	287	287	0	100	7	37	18	28	10	0
Ouachita	Monroe Police	169	169	0	100	6	86	2	7	0	0
Rapides	Alexandria Police	153	153	0	100	3	72	24	1	0	0
St. Bernard	St. Bernard Parish Sheriff	316	291	25	100	24	42	6	24	5	0
St. Charles	St. Charles Parish Sheriff	285	279	6	100	7	47	28	15	4	0
St. John the Baptist	St. John the Baptist Sheriff	214	214	0	100	3	44	10	33	9	0
St. Landry	St. Landry Parish Sheriff	118	112	6	100	10	52	21	14	4	0
St. Tammany	St. Tammany Parish Sheriff	389	355	34	100	16	46	8	23	6	0
Terrebonne	Terrebonne Parish Sheriff	259	246	13	100	3	39	12	40	6	0
<b>MARYLAND</b>											
Anne Arundel	Anne Arundel County Police	598	598	0	100	4	86	9	0	1	0
Anne Arundel	Annapolis Police	116	116	0	100	13	84	3	0	0	0
Baltimore(city)	Baltimore Police	3,082	3,082	0	100	2	89	9	0	0	0
Baltimore	Baltimore County Police	1,608	1,608	0	100	3	93	4	0	0	0
Charles	Charles County Sheriff	160	151	9	100	6	90	2	0	2	0
Harford	Harford County Sheriff	209	209	0	100	2	33	0	46	18	0
Howard	Howard County Police	310	310	0	100	3	94	4	0	0	0
Montgomery	Montgomery County Police	983	977	6	100	3	93	4	0	0	0
Prince George's	Prince George's County Police	1,264	1,264	0	100	6	85	9	0	0	0
<b>MASSACHUSETTS</b>											
Bristol	Fall River Police	243	243	0	100	3	82	9	6	0	0
Bristol	New Bedford Police	277	277	0	100	5	90	5	0	0	0
Essex	Lawrence Police	133	133	0	100	2	58	10	0	2	29
Essex	Lynn Police	162	162	0	100	2	90	7	0	0	0
Hampden	Chicopee Police	121	121	0	100	2	88	7	2	0	0
Hampden	Holyoke Police	151	123	28	100	10	90	0	0	0	0
Hampden	Springfield Police	575	575	0	100	1	93	6	0	0	0
Middlesex	Cambridge Police	249	249	0	100	5	91	4	0	0	0
Middlesex	Framingham Police	119	119	0	100	4	95	1	0	0	0
Middlesex	Lowell Police	246	246	0	100	3	93	2	0	1	0
Middlesex	Malden Police	100	100	0	100	6	82	12	0	0	0
Middlesex	Medford Police	115	115	0	100	6	74	17	0	3	0
Middlesex	Newton Police	156	156	0	100	3	91	6	0	0	0
Middlesex	Somerville Police	163	163	0	100	6	94	0	0	0	0
Middlesex	Waltham Police	143	143	0	100	5	90	5	0	0	0

**Table 2a. - continued**

County	Name of agency	Number of sworn employees, 1997			Percent of full-time sworn employees working in:						
		Total	Full-time	Part-time	Total	Administration	Field operations	Technical support	Jail operations	Court operations	Other
<b>MASSACHUSETTS (cont.)</b>											
Norfolk	Brookline Police	136	118	18	100	11 %	86 %	3 %	0 %	0 %	0 %
Norfolk	Quincy Police	201	201	0	100	0	100	0	0	0	0
Plymouth	Brockton Police	169	169	0	100	7	76	15	0	2	0
Suffolk	Boston Police	2,190	2,190	0	100	13	81	6	0	0	0
Suffolk	Revere Police	116	116	0	100	8	91	2	0	0	0
Worcester	Worcester Police	456	456	0	100	1	94	5	0	0	0
<b>MICHIGAN</b>											
Calhoun	Battle Creek Police	130	130	0	100	6	93	0	0	1	0
Genesee	Flint Police	324	324	0	100	6	92	2	0	0	0
Ingham	Lansing Police	249	249	0	100	8	92	0	0	1	0
Kalamazoo	Kalamazoo Police	237	237	0	100	2	84	11	2	0	0
Kent	Kent County Sheriff	171	171	0	100	10	70	1	9	11	0
Kent	Grand Rapids Police	347	347	0	100	6	94	0	0	0	0
Macomb	Macomb County Sheriff	189	189	0	100	3	97	0	0	0	0
Macomb	Sterling Heights Police	155	155	0	100	4	92	5	0	0	0
Macomb	Warren Police	238	238	0	100	4	89	1	4	2	0
Oakland	Oakland County Sheriff	759	649	110	100	2	39	5	54	0	0
Oakland	Farmington Hills Police	118	111	7	100	5	88	6	0	0	0
Oakland	Pontiac Police	165	165	0	100	4	95	2	0	0	0
Oakland	Southfield Police	167	167	0	100	8	92	0	0	0	0
Oakland	Troy Police	133	133	0	100	4	89	5	1	2	0
Saginaw	Saginaw Police	150	150	0	100	3	97	0	0	0	0
Washtenaw	Washtenaw County Sheriff	165	165	0	100	2	84	2	6	5	0
Washtenaw	Ann Arbor Police	184	184	0	100	5	92	3	0	0	0
Wayne	Wayne County Sheriff	764	764	0	100	3	15	3	60	18	0
Wayne	Dearborn Police	201	201	0	100	1	81	10	0	8	0
Wayne	Detroit Police	4,070	4,070	0	100	2	92	4	0	1	0
Wayne	Livonia Police	165	165	0	100	4	93	0	3	0	0
Wayne	Taylor Police	101	101	0	100	4	95	1	0	0	0
Wayne	Westland Police	101	101	0	100	3	95	2	0	0	0
<b>MINNESOTA</b>											
Hennepin	Bloomington Police	106	106	0	100	8	92	0	0	0	0
Hennepin	Minneapolis Police	890	890	0	100	2	98	1	0	0	0
Ramsey	Ramsey County Sheriff	286	286	0	100	2	47	0	39	12	0
Ramsey	St. Paul Police	581	581	0	100	4	91	5	0	0	0
St. Louis	Duluth Police	141	141	0	100	4	94	2	0	0	0
<b>MISSISSIPPI</b>											
Forrest	Hattiesburg Police	110	110	0	100	5	91	3	0	2	0
Harrison	Biloxi Police	122	122	0	100	2	92	6	0	1	0
Harrison	Gulfport Police	164	161	3	100	7	92	0	0	1	0
Hinds	Jackson Police	417	417	0	100	2	97	0	0	1	0
Jackson	Jackson County Sheriff	147	147	0	100	4	36	14	23	13	10
<b>MISSOURI</b>											
Boone	Columbia Police	116	116	0	100	9	76	15	0	1	0
Buchanan	St. Joseph Police	109	109	0	100	7	93	0	0	0	0
Greene	Springfield Police	253	253	0	100	4	75	20	0	0	0
Jackson	Independence Police	185	185	0	100	9	83	8	1	0	0
Jackson	Kansas City Police	1,172	1,172	0	100	11	88	0	1	0	0
Jefferson	Jefferson County Sheriff	149	149	0	100	6	74	0	11	9	0
St. Charles	St. Charles County Sheriff	116	116	0	100	3	78	0	0	19	0
St. Louis(city)	St. Louis Police	1,608	1,608	0	100	7	89	4	0	0	0
St. Louis	St. Louis County Police	624	624	0	100	2	83	14	0	1	0
<b>MONTANA</b>											
Yellowstone	Billings Police	117	117	0	100	4	94	1	0	1	0
<b>NEBRASKA</b>											
Douglas	Omaha Police	681	681	0	100	4	91	5	0	0	0
Lancaster	Lincoln Police	277	277	0	100	1	90	9	0	0	0
<b>NEVADA</b>											
Clark	Las Vegas Metropolitan Police	1,709	1,709	0	100	1	78	0	20	0	0
Clark	North Las Vegas Police	141	141	0	100	7	91	1	0	0	0
Nye	Nye County Sheriff	117	117	0	100	7	48	25	19	2	0
Washoe	Washoe County Sheriff	389	383	6	100	2	44	2	52	0	0
Washoe	Reno Police	310	310	0	100	4	94	2	0	0	0

Table 2a. - continued

County	Name of agency	Number of sworn employees, 1997			Percent of full-time sworn employees working in:						
		Total	Full-time	Part-time	Total	Administration	Field operations	Technical support	Jail operations	Court operations	Other
<b>NEW HAMPSHIRE</b>											
Hillsborough	Manchester Police	194	194	0	100 %	2 %	94 %	2 %	0 %	2 %	0 %
Hillsborough	Nashua Police	150	150	0	100	3	97	0	0	0	0
<b>NEW JERSEY</b>											
Atlantic	Atlantic City Police	418	418	0	100	4	94	1	0	1	0
Camden	Camden Police	345	345	0	100	3	62	34	0	1	0
Camden	Cherry Hill Police	119	119	0	100	8	85	6	2	0	0
Essex	Bloomfield Police	122	122	0	100	10	90	0	0	0	0
Essex	East Orange Police	285	285	0	100	5	83	10	1	1	0
Essex	Irvington Police	179	179	0	100	4	95	0	0	1	0
Essex	Newark Police	1,407	1,407	0	100	27	66	4	2	1	0
Essex	West Orange Police	103	103	0	100	11	89	0	0	0	0
Hudson	Hudson County Sheriff	188	188	0	100	6	80	9	0	5	0
Hudson	Bayonne Police	192	192	0	100	7	91	2	0	1	0
Hudson	Hoboken Police	161	149	12	100	8	91	0	0	1	0
Hudson	Jersey City Police	858	858	0	100	5	87	7	0	1	0
Hudson	North Bergen Police	108	108	0	100	6	94	0	0	1	0
Hudson	Union City Police	174	174	0	100	3	79	1	1	0	17
Hudson	West New York Police	109	106	3	100	10	79	9	0	1	0
Mercer	Hamilton Police	166	166	0	100	2	87	11	0	0	0
Mercer	Trenton Police	368	368	0	100	3	86	10	0	1	0
Middlesex	Edison Police	173	173	0	100	3	95	2	0	0	0
Middlesex	New Brunswick Police	138	138	0	100	7	93	0	0	0	0
Middlesex	Perth Amboy Police	118	117	1	100	6	92	2	0	0	0
Middlesex	Woodbridge Police	238	200	38	100	3	92	6	0	0	0
Monmouth	Long Branch Police	123	122	1	100	2	78	0	0	2	18
Morris	Parsippany Police	140	100	40	100	6	86	8	0	0	0
Ocean	Brick Township Police	111	111	0	100	2	76	23	0	0	0
Ocean	Dover Township Police	134	134	0	100	5	95	0	0	0	0
Passaic	Passaic County Sheriff	490	490	0	100	1	16	0	83	0	0
Passaic	Clifton Police	166	147	19	100	3	88	3	5	0	0
Passaic	Passaic Police	133	133	0	100	2	98	0	0	0	0
Passaic	Wayne Police	119	110	9	100	10	90	0	0	0	0
Union	Union County Sheriff	155	155	0	100	4	52	1	0	43	0
Union	Elizabeth Police	346	346	0	100	2	98	0	0	0	0
Union	Linden Police	127	127	0	100	2	87	12	0	0	0
Union	Plainfield Police	139	139	0	100	6	90	4	0	1	0
Union	Union Police	128	128	0	100	2	93	5	0	0	0
<b>NEW MEXICO</b>											
Bernalillo	Bernalillo County Sheriff	274	248	26	100	5	90	4	0	0	0
Bernalillo	Albuquerque Police	869	869	0	100	3	93	4	0	0	0
Dona Ana	Las Cruces Police	144	144	0	100	3	94	3	0	0	0
Santa Fe	Santa Fe Police	117	117	0	100	3	91	6	0	0	0
<b>NEW YORK</b>											
Albany	Albany Police	320	320	0	100	3	94	2	0	2	0
Albany	Colonie Police	109	109	0	100	5	93	3	0	0	0
Broome	Binghamton Police	144	144	0	100	8	92	0	0	0	0
Dutchess	Dutchess County Sheriff	457	396	61	100	13	26	3	58	1	0
Erie	Erie County Sheriff	573	530	43	100	2	30	2	48	19	0
Erie	Amherst Police	147	147	0	100	6	93	0	0	1	0
Erie	Buffalo Police	928	928	0	100	2	95	3	0	0	0
Erie	Cheektowaga Police	125	125	0	100	3	89	8	0	0	0
Erie	Tonawanda Police	106	106	0	100	9	88	3	0	0	0
Monroe	Monroe County Sheriff	814	757	57	100	1	34	4	50	12	0
Monroe	Rochester Police	693	693	0	100	13	87	0	0	0	0
Nassau	Nassau County Police	2,935	2,935	0	100	6	85	9	0	0	0
Nassau	Hempstead Police	108	108	0	100	3	94	3	0	0	0
New York City	New York City Police	38,328	38,328	0	100	5	87	6	0	2	0
Niagara	Niagara County Sheriff	131	131	0	100	8	73	11	0	9	0
Niagara	Niagara Falls Police	158	158	0	100	4	94	0	2	1	0
Onondaga	Onondaga County Sheriff	538	528	10	100	3	37	2	49	7	2
Onondaga	Syracuse Police	520	520	0	100	6	87	7	0	0	0
Oswego	Oswego County Sheriff	134	134	0	100	3	44	0	45	8	0
Rensselaer	Troy Police	105	105	0	100	5	91	2	0	2	0
Rockland	Clarkstown Police	155	155	0	100	3	95	2	0	0	0
Rockland	Ramapo Police	112	108	4	100	8	88	4	0	0	0
Schenectady	Schenectady Police	148	148	0	100	3	94	3	0	0	0
Suffolk	Suffolk County Police	2,711	2,711	0	100	9	86	5	0	0	0
Westchester	Westchester County Police	229	229	0	100	5	95	0	0	0	0
Westchester	Greenburgh Police	104	104	0	100	9	89	2	0	0	0
Westchester	Mt. Vernon Police	176	176	0	100	6	88	7	0	0	0
Westchester	New Rochelle Police	179	179	0	100	2	91	6	1	0	0
Westchester	White Plains Police	200	200	0	100	3	88	7	2	1	0
Westchester	Yonkers Police	539	539	0	100	1	97	0	2	0	0

**Table 2a. - continued**

County	Name of agency	Number of sworn employees, 1997			Percent of full-time sworn employees working in:						
		Total	Full-time	Part-time	Total	Administration	Field operations	Technical support	Jail operations	Court operations	Other
<b>NORTH CAROLINA</b>											
Alamance	Burlington Police	103	103	0	100 %	13 %	87 %	0 %	0 %	0 %	0 %
Buncombe	Buncombe County Sheriff	212	206	6	100	5	58	1	27	8	0
Buncombe	Asheville Police	166	166	0	100	3	97	0	0	0	0
Cabarrus	Cabarrus County Sheriff	131	131	0	100	3	56	14	20	7	0
Cumberland	Cumberland County Sheriff	339	337	2	100	3	70	0	21	6	0
Cumberland	Fayetteville Police	278	278	0	100	10	89	0	0	0	0
Durham	Durham Police	348	348	0	100	3	94	3	0	0	0
Forsyth	Winston-Salem Police	465	465	0	100	3	93	4	0	0	0
Gaston	Gaston County Police	116	116	0	100	4	96	0	0	0	0
Gaston	Gastonia Police	173	173	0	100	5	94	1	0	0	0
Guilford	Guilford County Sheriff	217	203	14	100	6	71	3	3	17	0
Guilford	Greensboro Police	448	448	0	100	4	94	2	0	0	0
Guilford	High Point Police	199	184	15	100	10	86	4	0	0	0
Mecklenburg	Charlotte-Mecklenburg Police	1,286	1,286	0	100	2	96	2	0	0	0
Nash	Rocky Mount Police	158	144	14	100	3	95	0	0	2	0
New Hanover	Wilmington Police	168	163	5	100	1	91	7	0	0	0
Pitt	Greenville Police	134	134	0	100	7	87	6	0	0	0
Wake	Wake County Sheriff	195	195	0	100	4	67	2	2	26	0
Wake	Raleigh Police	571	571	0	100	2	97	1	0	0	0
<b>OHIO</b>											
Butler	Butler County Sheriff	140	140	0	100	3	56	15	19	8	0
Butler	Hamilton Police	116	113	3	100	12	87	0	0	1	0
Cuyahoga	Cleveland Police	1,798	1,798	0	100	5	88	6	1	0	0
Cuyahoga	Euclid Police	102	102	0	100	6	94	0	0	0	0
Franklin	Franklin County Sheriff	558	558	0	100	1	28	3	58	10	0
Franklin	Columbus Police	1,726	1,726	0	100	1	99	0	0	0	0
Hamilton	Hamilton County Sheriff	951	951	0	100	3	21	23	48	5	0
Hamilton	Cincinnati Police	978	978	0	100	2	98	0	0	0	0
Lorain	Lorain Police	106	106	0	100	8	89	1	1	2	0
Lucas	Toledo Police	731	731	0	100	4	84	12	0	0	0
Mahoning	Youngstown Police	197	197	0	100	3	93	2	2	0	0
Montgomery	Dayton Police	485	485	0	100	4	84	11	0	2	0
Stark	Canton Police	187	187	0	100	3	89	5	3	0	0
Summit	Akron Police	500	500	0	100	2	93	5	0	0	0
<b>OKLAHOMA</b>											
Cleveland	Norman Police	120	120	0	100	10	89	1	0	0	0
Comanche	Lawton Police	144	144	0	100	5	88	7	0	0	0
Oklahoma	Oklahoma County Sheriff	338	320	18	100	4	22	2	54	19	0
Oklahoma	Oklahoma City Police	988	988	0	100	2	91	6	1	0	0
Tulsa	Tulsa County Sheriff	214	214	0	100	6	46	9	30	9	0
Tulsa	Tulsa Police	800	800	0	100	9	88	3	0	0	0
<b>OREGON</b>											
Clackamas	Clackamas County Sheriff	280	280	0	100	2	63	1	28	6	0
Lane	Lane County Sheriff	196	196	0	100	1	36	0	59	5	0
Lane	Eugene Police	169	169	0	100	2	98	0	0	0	0
Linn	Linn County Sheriff	135	135	0	100	6	40	4	30	4	16
Marion	Salem Police	171	171	0	100	8	92	0	0	0	0
Multnomah	Portland Police	962	962	0	100	4	94	1	0	0	0
Washington	Washington County Sheriff	266	266	0	100	1	56	0	39	4	0
<b>PENNSYLVANIA</b>											
Allegheny	Allegheny County Police	233	233	0	100	2	98	0	0	0	0
Allegheny	Pittsburgh Police	1,122	1,122	0	100	11	78	11	0	1	0
Berks	Reading Police	204	204	0	100	3	92	4	0	0	0
Dauphin	Harrisburg Police	177	177	0	100	7	93	0	0	0	0
Delaware	Upper Darby Township Police	101	101	0	100	2	98	0	0	0	0
Erie	Erie Police	187	187	0	100	2	87	11	0	0	1
Lancaster	Lancaster Police	135	135	0	100	10	90	0	0	0	0
Lehigh	Allentown Police	204	204	0	100	1	99	0	0	0	0
Montgomery	Lower Merion Township Police	134	134	0	100	6	80	14	0	0	0
Northampton	Bethlehem Police	140	140	0	100	6	94	0	0	1	0
Philadelphia	Philadelphia Police	6,782	6,782	0	100	4	87	9	0	0	0
<b>RHODE ISLAND</b>											
Kent	Warwick Police	169	169	0	100	2	98	0	0	0	0
Providence	Cranston Police	145	145	0	100	6	94	0	0	0	0
Providence	Pawtucket Police	149	149	0	100	3	97	0	0	0	0
Providence	Providence Police	468	468	0	100	7	88	3	0	2	0
Providence	Woonsocket Police	101	101	0	100	10	90	0	0	0	0

**Table 2a. - continued**

County	Name of agency	Number of sworn employees, 1997			Percent of full-time sworn employees working in:						
		Total	Full-time	Part-time	Total	Administration	Field operations	Technical support	Jail operations	Court operations	Other
<b>SOUTH CAROLINA</b>											
Anderson	Anderson County Sheriff	115	115	0	100 %	4 %	94 %	2 %	0 %	0 %	0 %
Beaufort	Beaufort County Sheriff	173	162	11	100	6	92	0	0	2	0
Charleston	Charleston County Sheriff	233	233	0	100	5	95	0	0	0	0
Charleston	Charleston Police	318	318	0	100	8	75	14	2	0	0
Greenville	Greenville County Sheriff	290	290	0	100	3	78	1	0	9	10
Greenville	Greenville Police	186	176	10	100	3	91	1	0	5	0
Horry	Horry County Police	133	133	0	100	5	95	0	0	0	0
Horry	Myrtle Beach Police	137	137	0	100	7	90	4	0	0	0
Richland	Richland County Sheriff	323	323	0	100	6	76	0	0	18	0
Richland	Columbia Police	289	288	1	100	6	94	0	0	0	0
Spartanburg	Spartanburg County Sheriff	235	235	0	100	3	97	1	0	0	0
Spartanburg	Spartanburg Police	134	134	0	100	7	89	3	0	1	0
<b>SOUTH DAKOTA</b>											
Minnehaha	Sioux Falls Police	159	159	0	100	4	96	0	0	0	0
<b>TENNESSEE</b>											
Davidson	Nashville Metropolitan Police	1,279	1,279	0	100	5	95	0	0	0	0
Hamilton	Hamilton County Sheriff	293	286	7	100	2	41	1	44	13	0
Hamilton	Chattanooga Police	426	418	8	100	2	90	8	0	1	0
Knox	Knox County Sheriff	349	204	145	100	3	85	4	0	4	3
Knox	Knoxville Police	395	395	0	100	4	91	5	0	0	0
Madison	Jackson Police	172	172	0	100	8	88	3	1	1	0
Montgomery	Clarksville Police	187	177	10	100	2	91	7	0	0	0
Rutherford	Murfreesboro Police	125	123	2	100	15	85	0	0	0	0
Shelby	Memphis Police	1,607	1,498	109	100	4	92	3	0	1	0
Sullivan	Sullivan County Sheriff	163	163	0	100	4	42	9	39	7	0
Washington	Johnson City Police	140	140	0	100	4	89	6	0	1	0
<b>TEXAS</b>											
Bell	Killeen Police	139	139	0	100	6	91	2	0	1	0
Bell	Temple Police	104	104	0	100	5	89	5	0	1	0
Bexar	Bexar County Sheriff	1,315	1,315	0	100	1	19	2	68	9	0
Bexar	San Antonio Police	1,867	1,867	0	100	2	91	7	0	0	0
Cameron	Brownsville Police	180	180	0	100	2	92	4	1	1	0
Cameron	Harlingen Police	107	107	0	100	4	96	0	0	0	0
Collin	Plano Police	245	245	0	100	2	78	19	0	1	0
Dallas	Carrollton Police	130	130	0	100	11	86	2	2	0	0
Dallas	Dallas Police	2,817	2,817	0	100	5	89	6	0	0	0
Dallas	Garland Police	288	288	0	100	1	93	6	0	0	0
Dallas	Grand Prairie Police	169	169	0	100	2	96	1	1	0	0
Dallas	Irving Police	278	278	0	100	9	89	1	1	0	0
Dallas	Mesquite Police	193	193	0	100	3	91	5	2	0	0
Dallas	Richardson Police	145	145	0	100	6	93	1	1	0	0
Denton	Denton Police	110	110	0	100	5	83	10	0	3	0
Ector	Odessa Police	171	171	0	100	7	90	2	0	1	0
El Paso	El Paso Police	1,013	1,013	0	100	6	92	1	0	0	0
Fort Bend	Fort Bend County Sheriff	190	190	0	100	3	57	4	31	5	0
Gregg	Longview Police	140	140	0	100	4	92	4	0	0	0
Harris	Harris County Sheriff	2,474	2,474	0	100	3	23	4	60	9	0
Harris	Baytown Police	114	114	0	100	10	82	7	1	1	0
Harris	Houston Police	5,355	5,355	0	100	9	87	2	2	0	0
Harris	Pasadena Police	230	230	0	100	3	76	14	0	0	7
Hidalgo	Hidalgo County Sheriff	128	128	0	100	9	83	0	4	5	0
Hidalgo	McAllen Police	195	195	0	100	6	92	1	1	1	0
Jefferson	Beaumont Police	262	262	0	100	6	91	2	0	0	0
Jefferson	Port Arthur Police	112	112	0	100	4	96	0	0	0	0
Lubbock	Lubbock Police	300	300	0	100	3	97	0	0	0	0
McLennan	Waco Police	224	224	0	100	9	91	0	0	0	0
Midland	Midland Police	160	160	0	100	4	92	4	0	0	0
Nueces	Corpus Christi Police	394	394	0	100	3	95	2	0	0	0
Potter	Amarillo Police	261	261	0	100	2	98	0	0	0	0
Smith	Tyler Police	166	166	0	100	4	95	2	0	0	0
Tarrant	Tarrant County Sheriff	437	414	23	100	8	30	0	29	33	0
Tarrant	Arlington Police	458	458	0	100	2	95	2	1	0	0
Tarrant	Fort Worth Police	1,200	1,200	0	100	4	96	0	0	0	0
Taylor	Abilene Police	167	167	0	100	2	91	7	0	0	0
Tom Green	San Angelo Police	164	164	0	100	4	85	12	0	0	0
Travis	Travis County Sheriff	818	818	0	100	1	26	1	69	0	2
Travis	Austin Police	976	976	0	100	2	94	4	0	0	0
Webb	Laredo Police	269	269	0	100	4	93	2	0	1	0
Wichita	Wichita Falls Police	174	174	0	100	1	94	5	0	0	0
Williamson	Williamson County Sheriff	247	247	0	100	1	53	9	33	4	0



**Table 2a. - continued**

County	Name of agency	Number of sworn employees, 1997			Percent of full-time sworn employees working in:						
		Total	Full-time	Part-time	Total	Administration	Field operations	Technical support	Jail operations	Court operations	Other
<b>UTAH</b>											
Salt Lake	Salt Lake City Police	394	394	0	100 %	4 %	93 %	3 %	0 %	0 %	0 %
Salt Lake	West Valley City Police	151	143	8	100	3	97	0	0	0	0
Weber	Ogden Police	114	114	0	100	3	97	0	0	0	0
<b>VIRGINIA</b>											
Alexandria(city)	Alexandria Police	272	272	0	100	3	96	1	0	0	0
Arlington	Arlington County Police	333	333	0	100	2	94	4	0	0	0
Chesapeake(city)	Chesapeake Police	295	295	0	100	8	90	1	0	0	0
Chesterfield	Chesterfield County Police	358	356	2	100	3	96	1	0	0	0
Danville(city)	Danville Police	135	135	0	100	12	88	0	0	0	0
Fairfax	Fairfax County Police	1,049	1,049	0	100	9	88	2	0	0	0
Hampton(city)	Hampton Police	266	255	11	100	8	92	0	0	0	0
Hanover	Hanover County Sheriff	153	138	15	100	4	70	1	17	8	0
Henrico	Henrico County Police	446	446	0	100	3	92	4	0	0	0
Loudoun	Loudoun County Sheriff	181	178	3	100	3	65	1	22	8	0
Lynchburg(city)	Lynchburg Police	143	143	0	100	4	93	3	0	0	0
Newport News(city)	Newport News Police	372	372	0	100	3	93	4	0	0	0
Norfolk(city)	Norfolk Police	711	711	0	100	2	93	5	0	0	0
Petersburg(city)	Petersburg Police	103	103	0	100	5	95	0	0	0	0
Portsmouth(city)	Portsmouth Police	246	246	0	100	7	89	4	0	0	0
Prince William	Prince William County Police	322	322	0	100	10	90	0	0	0	0
Richmond(city)	Richmond Police	702	702	0	100	7	93	0	0	0	0
Roanoke(city)	Roanoke Police	264	248	16	100	2	95	3	0	0	0
Suffolk(city)	Suffolk Police	114	112	2	100	5	88	2	0	0	5
Virginia Beach(city)	Virginia Beach Police	708	708	0	100	2	95	3	0	0	0
<b>WASHINGTON</b>											
Clark	Clark County Sheriff	128	128	0	100	5	94	2	0	0	0
Clark	Vancouver Police	119	119	0	100	7	92	2	0	0	0
King	King County Sheriff	579	579	0	100	7	86	7	0	0	0
King	Bellevue Police	165	165	0	100	8	92	0	0	0	0
King	Kent Police	108	108	0	100	5	94	0	1	0	0
King	Seattle Police	1,232	1,232	0	100	5	93	2	0	0	0
Pierce	Pierce County Sheriff	297	297	0	100	5	92	2	0	2	0
Pierce	Tacoma Police	388	388	0	100	4	92	4	0	0	0
Snohomish	Snohomish County Sheriff	176	176	0	100	8	84	8	0	0	0
Snohomish	Everett Police	153	153	0	100	9	91	0	0	0	0
Spokane	Spokane County Sheriff	234	233	1	100	4	70	16	0	9	0
Spokane	Spokane Police	281	281	0	100	1	99	0	0	0	0
Thurston	Thurston County Sheriff	143	143	0	100	4	51	0	45	0	0
Yakima	Yakima Police	113	113	0	100	4	96	0	0	0	0
<b>WEST VIRGINIA</b>											
Cabell	Huntington Police	102	102	0	100	9	91	0	0	0	0
Kanawha	Charleston Police	175	175	0	100	9	91	0	0	0	0
<b>WISCONSIN</b>											
Brown	Brown County Sheriff	132	132	0	100	6	57	11	16	11	0
Brown	Green Bay Police	185	185	0	100	5	94	0	0	1	0
Dane	Dane County Sheriff	322	322	0	100	11	29	14	40	6	0
Dane	Madison Police	327	327	0	100	9	90	0	0	1	0
Kenosha	Kenosha Police	172	172	0	100	8	92	0	0	0	0
Milwaukee	Milwaukee County Sheriff	640	640	0	100	1	27	3	54	16	0
Milwaukee	Milwaukee Police	2,151	2,151	0	100	3	84	9	2	1	0
Milwaukee	West Allis Police	161	161	0	100	3	81	16	0	0	0
Outgamie	Appleton Police	103	103	0	100	5	94	1	0	0	0
Racine	Racine Police	209	209	0	100	5	94	0	0	1	0
Waukesha	Waukesha County Sheriff	148	148	0	100	2	83	0	0	15	0

Note: Data are for the pay period that included June 30, 1997. Administration category includes chief executive of agency, assistants, and other personnel working in an administrative capacity. Finance, personnel, and internal affairs are included. Field operations category includes field officers, detectives, inspectors, supervisors, and other personnel providing direct services. Traffic, patrol, investigations, and special operations are included. Technical support category includes dispatchers, records clerks, data processors, and other personnel providing support services. Communications, fleet management, and training are included. Jail operations category includes correctional officers, guards, cooks, janitors, and other personnel working in the jail. Court operations category includes bailiffs, security guards, process servers, and other personnel who perform court-related duties. Detail may not add to 100% because of rounding.

---Data were not provided by an agency

**Table 3a. Sex, race, and ethnicity of full-time sworn employees in local law enforcement agencies, 1997**

County	Name of agency	Percent of full-time sworn employees			Percent of full-time sworn employees					
		Total	Female	Male	Total	American Indian	Asian/Pacific Islander	Black, non-Hispanic	Hispanic, any race	White, non-Hispanic
<b>ALABAMA</b>										
Etowah	Gadsden Police	100 %	10 %	90 %	100 %	0 %	4 %	10 %	1 %	85 %
Houston	Dothan Police	100	4	96	100	1	0	5	2	93
Jefferson	Jefferson County Sheriff	100	15	85	100	0	0	26	0	74
Jefferson	Bessemer Police	100	9	91	100	0	0	34	0	66
Jefferson	Birmingham Police	100	18	82	100	0	0	52	0	47
Jefferson	Hoover Police	100	6	94	100	0	0	3	0	97
Madison	Huntsville Police	100	6	94	100	0	1	9	0	90
Mobile	Mobile County Sheriff	100	7	93	100	0	0	19	0	81
Mobile	Mobile Police	100	10	90	100	0	0	28	1	71
Montgomery	Montgomery County Sheriff	100	31	69	100	0	0	56	0	44
Montgomery	Montgomery Police	100	9	91	100	0	0	25	1	73
Morgan	Decatur Police	100	8	92	100	1	0	11	1	87
Tuscaloosa	Tuscaloosa Police	100	9	91	100	1	1	21	1	78
<b>ALASKA</b>										
Anchorage	Anchorage Police	100	12	88	100	3	3	6	3	85
<b>ARIZONA</b>										
Maricopa	Maricopa County Sheriff	100	7	93	100	1	0	2	8	89
Maricopa	Chandler Police	100	5	95	100	1	1	3	8	88
Maricopa	Glendale Police	100	11	89	100	0	1	3	9	86
Maricopa	Mesa Police	100	10	90	100	1	1	3	13	82
Maricopa	Phoenix Police	100	11	89	100	0	1	4	12	83
Maricopa	Scottsdale Police	100	10	90	100	1	2	1	4	92
Maricopa	Tempe Police	100	12	88	100	1	1	1	6	91
Pima	Pima County Sheriff	100	14	86	100	1	3	3	19	74
Pima	Tucson Police	100	14	86	100	1	1	4	19	75
Pinal	Pinal County Sheriff	100	9	91	100	0	0	2	28	70
Yuma	Yuma Police	100	14	86	100	0	2	4	21	73
<b>ARKANSAS</b>										
Jefferson	Pine Bluff Police	100	8	92	100	0	0	22	1	77
Pulaski	Pulaski County Sheriff	100	21	79	100	1	0	30	1	69
Pulaski	Little Rock Police	100	17	83	100	0	0	21	2	77
Pulaski	North Little Rock Police	100	8	92	100	0	1	5	1	94
Sebastian	Fort Smith Police	100	3	97	100	1	0	2	1	97
<b>CALIFORNIA</b>										
Alameda	Alameda County Sheriff	100	14	86	100	1	7	13	8	71
Alameda	Alameda Police	100	8	92	100	0	14	3	8	75
Alameda	Berkeley Police	100	16	84	100	1	12	19	7	62
Alameda	Fremont Police	100	9	91	100	1	3	4	9	83
Alameda	Hayward Police	100	13	87	100	0	9	6	15	70
Alameda	Oakland Police	100	9	91	100	1	10	26	13	49
Contra Costa	Contra Costa County Sheriff	100	13	87	100	1	4	10	6	79
Contra Costa	Concord Police	100	8	92	100	1	0	2	5	92
Contra Costa	Richmond Police	100	6	94	100	2	5	33	13	47
El Dorado	El Dorado County Sheriff	100	2	98	100	1	2	0	1	96
Fresno	Fresno County Sheriff	100	9	91	100	0	2	2	14	81
Fresno	Fresno Police	100	8	92	100	1	5	6	24	65
Kern	Kern County Sheriff	100	10	90	100	0	2	2	9	87
Kern	Bakersfield Police	100	5	95	100	0	1	8	9	82
Los Angeles	Los Angeles County Sheriff	100	14	86	100	0	3	10	20	66
Los Angeles	Beverly Hills Police	100	7	93	100	0	6	4	8	82
Los Angeles	Burbank Police	100	6	94	100	3	1	3	9	85
Los Angeles	Compton Police	100	7	93	100	0	3	53	20	24
Los Angeles	Culver City Police	100	4	96	100	0	10	12	6	72
Los Angeles	Downey Police	100	6	94	100	1	3	2	16	78
Los Angeles	El Monte Police	---	---	---	---	---	---	---	---	---
Los Angeles	Glendale Police	100	9	91	100	1	5	2	8	84
Los Angeles	Inglewood Police	100	10	90	100	0	5	27	19	49
Los Angeles	Long Beach Police	100	11	89	100	5	1	7	16	71
Los Angeles	Los Angeles Police	100	17	83	100	0	6	14	30	50
Los Angeles	Pasadena Police	100	15	85	100	0	6	21	31	42
Los Angeles	Pomona Police	---	---	---	---	---	---	---	---	---
Los Angeles	Santa Monica Police	100	13	87	100	1	3	13	22	61
Los Angeles	Torrance Police	100	3	97	100	0	3	2	8	87
Los Angeles	West Covina Police	100	7	93	100	0	2	5	8	86
Los Angeles	Whittier Police	100	6	94	100	0	2	3	22	72
Marin	Marin County Sheriff	100	21	79	100	1	1	4	7	86
Monterey	Monterey County Sheriff	100	12	88	100	2	5	7	19	67
Monterey	Salinas Police	100	4	96	100	1	7	4	21	67
Orange	Orange County Sheriff-Coroner	100	11	89	100	1	4	3	12	81
Orange	Anaheim Police	100	8	92	100	2	1	2	15	81
Orange	Costa Mesa Police	100	4	96	100	1	2	1	6	90
Orange	Fullerton Police	100	9	91	100	0	1	1	12	85
Orange	Garden Grove Police	100	7	93	100	0	4	2	16	78
Orange	Huntington Beach Police	100	5	95	100	1	3	3	6	88

Table 3a. - continued

County	Name of agency	Percent of full-time sworn employees			Percent of full-time sworn employees					
		Total	Female	Male	Total	American Indian	Asian/Pacific Islander	Black, non-Hispanic	Hispanic, any race	White, non-Hispanic
<b>CALIFORNIA (cont.)</b>										
Orange	Irvine Police	100 %	14 %	86 %	100 %	0 %	7 %	1 %	4 %	88 %
Orange	Newport Beach Police	100	4	96	---	---	---	---	---	---
Orange	Orange Police	100	8	92	100	0	3	1	11	84
Orange	Santa Ana Police	100	3	97	100	1	3	2	34	60
Placer	Placer County Sheriff	100	10	90	100	0	1	0	3	96
Riverside	Riverside County Sheriff	100	11	89	100	1	1	4	16	78
Riverside	Corona Police	100	10	90	100	0	1	3	15	81
Riverside	Riverside Police	100	9	91	100	0	1	6	13	79
Sacramento	Sacramento County Sheriff	100	17	83	100	1	5	5	9	80
Sacramento	Sacramento Police	100	14	86	100	1	8	7	13	72
San Bernardino	San Bernardino County Sheriff	100	13	87	100	2	2	6	17	73
San Bernardino	Fontana Police	100	4	96	100	0	3	2	10	85
San Bernardino	Ontario Police	100	5	95	100	0	4	3	20	74
San Bernardino	Rialto Police	100	11	89	100	1	1	12	19	68
San Bernardino	San Bernardino Police	100	8	92	100	0	0	8	17	74
San Diego	San Diego County Sheriff	100	17	83	100	1	6	9	16	69
San Diego	Chula Vista Police	100	11	89	100	1	6	5	22	66
San Diego	El Cajon Police	100	8	92	100	2	4	1	4	89
San Diego	Escondido Police	100	9	91	100	1	1	2	9	88
San Diego	Oceanside Police	100	9	91	100	1	3	6	14	77
San Diego	San Diego Police	100	14	86	100	1	5	8	14	72
San Francisco	San Francisco Police	100	15	85	100	1	14	10	14	62
San Joaquin	San Joaquin County Sheriff	100	20	80	100	1	3	5	15	77
San Joaquin	Stockton Police	100	9	91	100	2	6	7	14	71
San Luis Obispo	San Luis Obispo County Sheriff	100	3	97	100	0	0	1	0	99
San Mateo	San Mateo County Sheriff	100	11	89	100	0	4	5	9	82
San Mateo	Daly City Police	100	6	94	100	0	8	3	8	81
San Mateo	San Mateo Police	100	11	89	100	0	2	3	3	93
Santa Barbara	Santa Barbara County Sheriff	100	19	81	100	2	0	3	17	78
Santa Barbara	Santa Barbara Police	100	9	91	100	0	4	1	16	79
Santa Clara	Santa Clara County Sheriff	100	12	88	100	1	3	3	16	77
Santa Clara	San Jose Police	100	8	92	100	1	10	5	22	63
Santa Clara	Santa Clara Police	100	3	97	100	1	3	1	7	88
Santa Clara	Sunnyvale Police	---	---	---	100	1	0	4	8	88
Santa Cruz	Santa Cruz County Sheriff	100	7	93	100	0	1	1	9	88
Shasta	Shasta County Sheriff	100	19	81	100	0	0	0	1	99
Solano	Vallejo Police	100	7	93	100	1	11	14	11	64
Sonoma	Sonoma County Sheriff-Coroner	100	13	87	100	1	1	1	5	93
Sonoma	Santa Rosa Police	---	---	---	---	---	---	---	---	---
Stanislaus	Stanislaus County Sheriff	100	5	95	100	1	0	5	17	77
Stanislaus	Modesto Police	100	4	96	100	10	2	2	11	75
Tulare	Tulare County Sheriff	100	11	89	100	1	0	1	26	72
Ventura	Ventura County Sheriff	100	13	87	100	1	0	3	16	81
Ventura	Simi Valley Police	100	6	94	100	0	2	2	5	91
Ventura	Ventura Police	100	6	94	100	0	2	3	4	91
<b>COLORADO</b>										
Adams	Adams County Sheriff	100	17	83	100	0	0	2	10	88
Adams	Westminster Police	100	11	89	100	0	3	2	4	90
Arapahoe	Aurora Police	100	11	89	100	1	1	6	5	88
Boulder	Boulder County Sheriff	100	24	76	100	1	0	3	8	88
Boulder	Boulder Police	100	24	76	100	1	3	5	9	82
Denver	Denver Police	100	11	89	100	1	0	10	17	72
Douglas	Douglas County Sheriff	100	15	85	100	0	0	2	5	94
El Paso	El Paso County Sheriff	100	22	78	100	0	1	8	5	86
El Paso	Colorado Springs Police	100	12	88	100	1	1	6	10	82
Jefferson	Jefferson County Sheriff	100	14	86	100	0	1	1	3	96
Jefferson	Arvada Police	100	11	89	100	0	0	1	8	92
Jefferson	Lakewood Police	100	18	82	100	0	0	1	6	93
Larimer	Larimer County Sheriff	100	13	87	100	1	1	2	4	92
Larimer	Fort Collins Police	100	18	82	100	0	1	1	6	92
Pueblo	Pueblo Police	100	8	92	100	1	0	0	18	82
<b>CONNECTICUT</b>										
Fairfield	Bridgeport Police	100	10	90	100	0	0	18	24	57
Fairfield	Danbury Police	100	8	92	100	0	1	2	5	92
Fairfield	Greenwich Police	100	4	96	100	0	0	5	2	93
Fairfield	Norwalk Police	100	11	89	100	1	1	15	7	76
Fairfield	Stamford Police	100	7	93	100	0	0	7	5	88
Hartford	Bristol Police	100	5	95	100	0	0	3	0	97
Hartford	East Hartford Police	100	6	94	100	0	1	4	6	90
Hartford	Hartford Police	100	11	89	100	0	0	18	18	64
Hartford	Manchester Police	100	6	94	100	0	0	3	4	94
Hartford	New Britain Police	100	7	93	100	0	0	3	3	94
New Haven	Meriden Police	---	---	---	---	---	---	---	---	---
New Haven	Milford Police	100	5	95	100	0	0	0	2	98
New Haven	New Haven Police	100	15	85	100	0	1	25	10	64
New Haven	Waterbury Police	100	6	94	100	0	0	7	14	79
New Haven	West Haven Police	100	7	93	100	0	0	6	0	94

Table 3a. - continued

County	Name of agency	Percent of full-time sworn employees			Percent of full-time sworn employees					
		Total	Female	Male	Total	American Indian	Asian/ Pacific Islander	Black, non-Hispanic	Hispanic, any race	White, non-Hispanic
<b>DELAWARE</b>										
New Castle	New Castle County Police	100 %	16 %	84 %	100 %	0 %	1 %	14 %	3 %	83 %
New Castle	Wilmington Police	100	11	89	100	0	1	30	7	62
<b>DISTRICT OF COLUMBIA</b>										
Washington, DC	Washington Metropolitan Police	100	25	75	100	0	0	69	5	26
<b>FLORIDA</b>										
Alachua	Alachua County Sheriff	100	11	89	100	0	1	13	1	84
Alachua	Gainesville Police	100	16	84	100	0	0	13	5	82
Bay	Bay County Sheriff	100	8	92	100	0	0	2	0	98
Brevard	Brevard County Sheriff	100	16	84	100	0	1	12	2	85
Brevard	Melbourne Police	100	12	88	100	0	0	8	3	88
Brevard	Palm Bay Police	100	12	88	100	1	1	5	5	89
Broward	Broward County Sheriff	100	16	84	100	0	0	23	7	70
Broward	Coral Springs Police	100	11	89	100	0	1	4	3	92
Broward	Davie Police	100	11	89	100	0	0	2	6	93
Broward	Fort Lauderdale Police	100	10	90	100	0	1	11	5	84
Broward	Hollywood Police	100	9	91	100	1	2	7	11	80
Broward	Margate Police	100	6	94	100	0	0	3	2	95
Broward	Miramar Police	100	8	92	100	1	2	8	9	81
Broward	Pembroke Pines Police	100	9	91	100	0	1	3	7	89
Broward	Plantation Police	100	13	87	100	0	0	2	1	97
Broward	Pompano Beach Police	100	13	87	100	0	0	12	5	83
Broward	Sunrise Police	100	11	89	100	0	2	3	8	87
Charlotte	Charlotte County Sheriff	100	15	85	100	1	1	2	3	93
Citrus	Citrus County Sheriff	100	5	95	100	1	0	4	1	95
Clay	Clay County Sheriff	100	16	84	100	0	0	7	0	93
Collier	Collier County Sheriff	100	15	85	100	0	0	2	7	90
Dade	Metro-Dade Police	100	21	79	100	0	1	17	35	46
Dade	Coral Gables Police	100	16	84	100	0	1	5	29	65
Dade	Hialeah Police	100	11	89	100	0	1	6	57	37
Dade	Miami Police	100	18	82	100	0	0	26	53	20
Dade	Miami Beach Police	100	10	90	100	1	0	9	31	58
Duval	Jacksonville Sheriff	100	9	91	100	0	3	19	2	77
Escambia	Escambia County Sheriff	100	20	80	100	1	2	10	0	86
Escambia	Pensacola Police	100	8	92	100	0	0	11	0	89
Hernando	Hernando County Sheriff	100	7	93	100	1	1	4	4	91
Hillsborough	Hillsborough County Sheriff	100	18	82	100	2	0	14	13	71
Hillsborough	Tampa Police	100	16	84	100	1	1	12	13	73
Indian River	Indian River County Sheriff	100	14	86	100	0	0	8	0	92
Lake	Lake County Sheriff	100	16	84	100	0	0	9	1	89
Lee	Lee County Sheriff	100	14	86	100	0	1	3	3	93
Lee	Cape Coral Police	100	8	92	100	0	0	2	6	91
Lee	Fort Myers Police	100	8	92	100	0	0	7	2	91
Leon	Leon County Sheriff	100	19	81	100	0	0	22	0	77
Leon	Tallahassee Police	100	20	80	100	1	1	19	4	76
Manatee	Manatee County Sheriff	100	27	73	100	1	0	15	7	77
Marion	Marion County Sheriff	100	22	78	100	0	0	9	3	88
Marion	Ocala Police	100	13	87	100	0	1	12	2	85
Martin	Martin County Sheriff	100	16	84	100	0	0	5	2	92
Monroe	Monroe County Sheriff	100	21	79	100	0	1	11	9	78
Okaloosa	Okaloosa County Sheriff	100	9	91	100	1	0	4	1	94
Orange	Orange County Sheriff	100	28	72	100	0	0	9	9	81
Orange	Orlando Police	100	18	82	100	0	2	21	11	67
Osceola	Osceola County Sheriff	100	13	87	100	0	0	6	11	84
Palm Beach	Palm Beach County Sheriff	100	35	65	100	0	0	19	8	73
Palm Beach	Boca Raton Police	100	10	90	100	0	1	8	4	86
Palm Beach	Boynton Beach Police	100	19	81	100	0	1	11	17	71
Palm Beach	Delray Beach Police	100	8	92	100	1	2	14	3	81
Palm Beach	West Palm Beach Police	100	7	93	100	0	0	16	6	78
Pasco	Pasco County Sheriff	100	15	85	100	0	0	1	3	96
Pinellas	Pinellas County Sheriff	100	17	83	100	0	0	11	3	86
Pinellas	Clearwater Police	100	11	89	100	0	0	7	4	88
Pinellas	Largo Police	100	19	81	100	1	3	6	3	87
Pinellas	St. Petersburg Police	100	12	88	100	0	1	16	2	81
Polk	Polk County Sheriff	100	17	83	100	0	0	12	2	85
Polk	Lakeland Police	100	12	88	100	0	1	9	3	87
St. John	St. John County Sheriff	100	16	84	100	1	1	6	2	90
St. Lucie	St. Lucie County Sheriff	100	15	85	100	0	1	13	2	84
St. Lucie	Fort Pierce Police	100	10	90	100	0	2	20	16	62
St. Lucie	Port St. Lucie Police	100	9	91	100	1	0	5	6	88
Santa Rosa	Santa Rosa County Sheriff	---	---	---	---	---	---	---	---	---
Sarasota	Sarasota County Sheriff	100	8	92	100	0	1	1	0	98
Sarasota	Sarasota Police	100	13	87	100	0	0	9	3	88
Seminole	Seminole County Sheriff	100	14	86	100	0	0	5	5	90
Volusia	Volusia County Sheriff	100	8	92	100	0	1	6	3	90
Volusia	Daytona Beach Police	100	12	88	100	0	4	13	2	81

Table 3a. - continued

County	Name of agency	Percent of full-time sworn employees			Percent of full-time sworn employees					
		Total	Female	Male	Total	American Indian	Asian/Pacific Islander	Black, non-Hispanic	Hispanic, any race	White, non-Hispanic
<b>GEORGIA</b>										
Bibb	Bibb County Sheriff	100 %	11 %	89 %	100 %	0 %	0 %	40 %	1 %	58 %
Bibb	Macon Police	100	13	87	100	0	0	37	1	62
Chatham	Chatham County Police	100	19	81	100	0	0	32	1	67
Chatham	Savannah Police	100	13	87	100	0	1	40	2	57
Cherokee	Cherokee County Sheriff	100	14	86	100	0	0	4	0	96
Clarke	Athens-Clarke County Police	100	11	89	100	1	0	15	3	82
Clayton	Clayton County Police	100	8	92	100	0	0	14	0	85
Cobb	Cobb County Police	100	10	90	100	1	1	7	2	90
Cobb	Cobb County Sheriff	---	---	---	---	---	---	---	---	---
Cobb	Marietta Police	100	7	93	100	0	0	8	2	91
Columbia	Columbia County Sheriff	100	10	90	100	0	2	5	6	86
De Kalb	De Kalb County Police	---	---	---	---	---	---	---	---	---
Dougherty	Albany Police	100	17	83	100	0	1	53	2	44
Douglas	Douglas County Sheriff	100	22	78	100	0	0	9	1	91
Fulton	Fulton County Police	100	13	87	100	0	0	28	3	69
Fulton	Atlanta Police	100	14	86	100	0	0	58	1	40
Fulton	East Point Police	100	10	90	100	0	0	37	2	62
Gwinnett	Gwinnett County Police	100	11	89	100	0	0	6	3	91
Hall	Hall County Sheriff	100	9	91	100	0	0	4	0	96
Muscogee	Columbus Police	100	11	89	100	0	1	29	3	68
Richmond	Augusta-Richmond Co. Sheriff	100	16	84	100	0	0	29	1	71
<b>HAWAII</b>										
Hawaii	Hawaii County Police	100	5	95	100	0	56	0	16	28
Honolulu	Honolulu Police	100	10	90	100	0	76	2	2	19
Kauai	Kauai County Police	100	5	95	100	0	81	1	0	18
Maui	Maui County Police	100	8	92	100	0	59	1	2	38
<b>IDAHO</b>										
Ada	Ada County Sheriff	100	13	87	100	1	1	1	3	95
Ada	Boise Police	100	4	96	100	0	1	0	0	99
<b>ILLINOIS</b>										
Champaign	Champaign Police	100	8	92	100	0	2	5	2	92
Cook	Cook County Sheriff	100	31	69	100	0	1	42	8	49
Cook	Arlington Heights Police	100	5	95	100	0	0	0	2	98
Cook	Chicago Police	100	19	81	100	0	1	25	10	63
Cook	Cicero Police	100	7	93	100	0	0	2	14	84
Cook	Evanston Police	100	10	90	100	0	1	24	3	72
Cook	Oak Lawn Police	100	1	99	100	0	0	2	0	98
Cook	Oak Park Police	100	8	92	100	0	0	17	3	80
Cook	Schaumburg Police	100	4	96	100	0	1	0	2	96
Cook	Skokie Police	100	5	95	100	0	1	1	4	94
Du Page	Naperville Police	100	9	91	100	0	1	4	1	94
Kane	Aurora Police	100	10	90	100	0	0	7	10	83
Kane	Elgin Police	100	6	94	100	1	0	8	6	85
Lake	Lake County Sheriff	100	6	94	100	0	1	7	2	90
Lake	Waukegan Police	100	3	97	100	0	1	13	6	80
Macon	Decatur Police	100	5	95	100	0	0	7	0	93
Peoria	Peoria Police	100	9	91	100	0	0	17	1	82
Sangamon	Springfield Police	100	4	96	100	0	0	6	0	94
Will	Will County Sheriff	100	13	87	100	0	0	7	2	91
Will	Joliet Police	100	5	95	100	0	0	9	7	84
Winnebago	Winnebago County Sheriff	100	11	89	100	0	0	9	0	90
Winnebago	Rockford Police	100	12	88	100	1	1	10	5	84
<b>INDIANA</b>										
Allen	Fort Wayne Police	100	11	89	100	0	1	17	4	78
Delaware	Muncie Police	100	9	91	100	0	0	8	0	93
Elkhart	Elkhart Police	100	11	89	100	0	0	8	1	91
Howard	Kokomo Police	100	10	90	100	1	0	7	1	91
Lake	Lake County Sheriff	100	7	93	100	0	0	15	12	73
Lake	East Chicago Police	100	5	95	100	0	0	31	45	24
Lake	Gary Police	100	11	89	100	0	0	63	6	30
Lake	Hammond Police	100	6	94	100	0	0	3	10	86
Madison	Anderson Police	100	6	94	100	1	0	10	0	89
Marion	Marion County Sheriff	100	12	88	100	0	0	8	0	92
Marion	Indianapolis Police	100	16	84	100	1	0	19	1	80
St. Joseph	South Bend Police	100	8	92	100	0	0	14	1	84
Vanderburgh	Vanderburgh County Sheriff	100	6	94	100	1	0	4	1	94
Vanderburgh	Evansville Police	100	9	91	100	0	0	3	0	97
Vigo	Terre Haute Police	100	6	94	100	0	0	2	0	98

**Table 3a. - continued**

County	Name of agency	Percent of full-time sworn employees			Percent of full-time sworn employees					
		Total	Female	Male	Total	American Indian	Asian/ Pacific Islander	Black, non-Hispanic	Hispanic, any race	White, non-Hispanic
<b>IOWA</b>										
Black Hawk	Waterloo Police	100 %	10 %	90 %	100 %	0 %	1 %	8 %	0 %	91 %
Linn	Cedar Rapids Police	100	5	95	100	0	0	2	0	98
Polk	Des Moines Police	100	7	93	100	0	1	3	3	92
Scott	Davenport Police	100	7	93	100	0	0	3	1	97
Woodbury	Sioux City Police	100	10	90	100	1	0	2	1	96
<b>KANSAS</b>										
Douglas	Lawrence Police	100	7	93	100	4	3	4	2	88
Johnson	Johnson County Sheriff	100	16	84	100	0	0	1	1	97
Johnson	Olathe Police	100	9	91	100	0	0	3	1	96
Johnson	Overland Park Police	100	14	86	100	0	1	4	3	92
Sedgwick	Sedgwick County Sheriff	100	11	89	100	3	1	9	1	87
Sedgwick	Wichita Police	100	7	93	100	2	2	10	5	82
Shawnee	Shawnee County Sheriff	100	6	94	100	0	0	2	4	94
Shawnee	Topeka Police	100	5	95	100	0	1	4	6	89
Wyandotte	Kansas City Police	100	7	93	100	0	0	16	8	76
<b>KENTUCKY</b>										
Fayette	Lexington-Fayette County Police	100	11	89	100	0	1	8	0	91
Jefferson	Jefferson County Police	100	13	87	100	0	0	18	1	81
Jefferson	Jefferson County Sheriff	100	23	77	100	1	0	16	1	83
Jefferson	Louisville Police	100	16	84	100	0	0	18	1	81
Kenton	Covington Police	100	9	91	100	1	1	4	0	94
<b>LOUISIANA</b>										
Ascension	Ascension Parish Sheriff	100	22	78	100	0	0	25	0	75
Bossier	Bossier Police	100	23	77	100	1	2	11	1	86
Caddo	Caddo Parish Sheriff	100	41	59	100	0	1	40	0	59
Caddo	Shreveport Police	100	13	87	100	0	1	23	1	75
Calcasieu	Calcasieu Parish Sheriff	100	30	70	100	0	0	17	0	83
Calcasieu	Lake Charles Police	100	14	86	100	1	1	19	0	79
E. Baton Rouge	E. Baton Rouge Parish Sheriff	100	0	100	100	0	0	28	1	72
E. Baton Rouge	Baton Rouge Police	100	18	82	100	0	0	24	0	75
Jefferson	Kenner Police	100	7	93	100	0	0	12	2	85
Lafayette	Lafayette Parish Sheriff	100	23	77	100	0	0	11	0	89
Lafourche	Lafourche Parish Sheriff	100	18	82	100	0	0	18	0	82
Orleans	New Orleans Police	100	13	87	100	0	0	48	3	49
Ouachita	Ouachita Parish Sheriff	100	27	73	100	0	0	16	1	83
Ouachita	Monroe Police	100	14	86	100	0	1	22	0	77
Rapides	Alexandria Police	100	5	95	100	0	0	24	0	76
St. Bernard	St. Bernard Parish Sheriff	100	5	95	100	0	0	3	38	58
St. Charles	St. Charles Parish Sheriff	100	38	62	100	0	0	22	1	77
St. John the Baptist	St. John the Baptist Sheriff	100	21	79	100	0	0	36	0	64
St. Landry	St. Landry Parish Sheriff	100	27	73	100	0	0	64	0	36
St. Tammany	St. Tammany Parish Sheriff	100	26	74	100	0	0	8	0	92
Terrebonne	Terrebonne Parish Sheriff	100	32	68	100	1	0	15	0	83
<b>MARYLAND</b>										
Anne Arundel	Anne Arundel County Police	100	10	90	100	1	1	8	1	90
Anne Arundel	Annapolis Police	100	16	84	100	1	0	27	2	71
Baltimore(city)	Baltimore Police	100	14	86	100	1	1	36	1	62
Baltimore	Baltimore County Police	100	11	89	100	0	0	9	1	90
Charles	Charles County Sheriff	100	8	92	100	0	1	10	2	87
Harford	Harford County Sheriff	100	13	87	100	0	1	11	0	88
Howard	Howard County Police	100	15	85	100	0	1	15	3	82
Montgomery	Montgomery County Police	100	18	82	100	0	2	15	3	79
Prince George's	Prince George's County Police	100	14	86	100	0	2	41	3	53
<b>MASSACHUSETTS</b>										
Bristol	Fall River Police	100	3	97	100	0	0	2	0	98
Bristol	New Bedford Police	100	10	90	100	0	0	11	5	84
Essex	Lawrence Police	---	---	---	---	---	---	---	---	---
Essex	Lynn Police	100	8	92	100	0	1	6	2	91
Hampden	Chicopee Police	100	4	96	100	0	0	2	2	96
Hampden	Holyoke Police	100	7	93	100	0	0	4	13	83
Hampden	Springfield Police	100	7	93	100	0	0	12	13	74
Middlesex	Cambridge Police	100	13	87	100	0	1	19	3	76
Middlesex	Framingham Police	100	10	90	100	0	0	6	5	89
Middlesex	Lowell Police	100	8	92	100	0	2	1	6	91
Middlesex	Malden Police	100	6	94	100	0	1	1	0	98
Middlesex	Medford Police	100	5	95	100	0	0	4	2	94
Middlesex	Newton Police	100	6	94	100	0	0	2	3	96
Middlesex	Somerville Police	100	6	94	100	0	1	3	0	96
Middlesex	Waltham Police	100	8	92	100	0	0	3	2	94

**Table 3a. - continued**

County	Name of agency	Percent of full-time sworn employees			Percent of full-time sworn employees					
		Total	Female	Male	Total	American Indian	Asian/ Pacific Islander	Black, non-Hispanic	Hispanic, any race	White, non-Hispanic
<b>MASSACHUSETTS (cont.)</b>										
Norfolk	Brookline Police	100 %	6 %	94 %	100 %	0 %	2 %	5 %	0 %	93 %
Norfolk	Quincy Police	100	3	97	100	0	1	1	0	98
Plymouth	Brockton Police	100	7	93	100	0	0	9	3	88
Suffolk	Boston Police	100	13	87	100	0	1	23	7	69
Suffolk	Revere Police	100	9	91	100	0	0	0	2	98
Worcester	Worcester Police	100	5	95	100	0	0	6	5	89
<b>MICHIGAN</b>										
Calhoun	Battle Creek Police	100	11	89	100	2	0	14	3	82
Genesee	Flint Police	100	16	84	100	0	0	38	4	59
Ingham	Lansing Police	100	14	86	100	1	1	8	5	85
Kalamazoo	Kalamazoo Police	100	11	89	100	1	0	16	3	80
Kent	Kent County Sheriff	---	---	---	---	---	---	---	---	---
Kent	Grand Rapids Police	100	16	84	100	3	3	9	3	83
Macomb	Macomb County Sheriff	100	21	79	100	0	1	5	0	94
Macomb	Sterling Heights Police	100	6	94	100	0	1	1	0	98
Macomb	Warren Police	100	4	96	100	0	0	0	0	100
Oakland	Oakland County Sheriff	100	24	76	100	0	0	10	4	85
Oakland	Farmington Hills Police	100	7	93	100	1	0	3	4	93
Oakland	Pontiac Police	100	12	88	100	0	0	23	5	72
Oakland	Southfield Police	100	10	90	100	1	1	7	0	92
Oakland	Troy Police	100	11	89	100	0	1	5	0	94
Saginaw	Saginaw Police	100	13	87	100	0	1	22	11	67
Washtenaw	Washtenaw County Sheriff	100	26	74	100	0	1	22	2	74
Washtenaw	Ann Arbor Police	100	17	83	100	1	3	12	3	82
Wayne	Wayne County Sheriff	100	22	78	100	0	0	47	1	51
Wayne	Dearborn Police	100	0	100	100	0	0	1	2	97
Wayne	Detroit Police	100	22	78	100	0	0	58	3	39
Wayne	Livonia Police	100	6	94	100	0	0	1	0	99
Wayne	Taylor Police	100	5	95	100	0	0	0	0	100
Wayne	Westland Police	100	11	89	100	0	0	4	0	96
<b>MINNESOTA</b>										
Hennepin	Bloomington Police	100	7	93	100	1	0	2	1	96
Hennepin	Minneapolis Police	100	14	86	100	3	2	6	4	85
Ramsey	Ramsey County Sheriff	100	15	85	100	0	0	8	2	90
Ramsey	St. Paul Police	100	13	87	100	1	2	7	2	88
St. Louis	Duluth Police	100	9	91	100	4	1	1	1	94
<b>MISSISSIPPI</b>										
Forrest	Hattiesburg Police	100	6	94	100	0	0	23	0	77
Harrison	Biloxi Police	100	5	95	100	0	2	9	2	87
Harrison	Gulfport Police	---	---	---	---	---	---	---	---	---
Hinds	Jackson Police	100	10	90	100	0	0	62	0	38
Jackson	Jackson County Sheriff	100	32	68	100	0	0	9	0	91
<b>MISSOURI</b>										
Boone	Columbia Police	100	9	91	100	0	1	13	0	86
Buchanan	St. Joseph Police	100	9	91	100	0	1	1	1	97
Greene	Springfield Police	100	6	94	100	0	0	2	2	96
Jackson	Independence Police	100	6	94	100	0	0	4	1	95
Jackson	Kansas City Police	100	13	87	100	0	1	11	3	85
Jefferson	Jefferson County Sheriff	100	7	93	100	0	1	0	1	98
St. Charles	St. Charles County Sheriff	100	7	93	100	0	0	2	0	98
St. Louis(city)	St. Louis Police	100	13	87	100	0	0	32	1	67
St. Louis	St. Louis County Police	100	9	91	100	0	0	9	1	90
<b>MONTANA</b>										
Yellowstone	Billings Police	100	3	97	100	3	0	2	3	92
<b>NEBRASKA</b>										
Douglas	Omaha Police	100	18	82	100	1	1	11	4	83
Lancaster	Lincoln Police	100	15	85	100	1	1	4	3	92
<b>NEVADA</b>										
Clark	Las Vegas Metropolitan Police	100	15	85	100	1	2	9	6	83
Clark	North Las Vegas Police	100	10	90	100	1	4	9	9	79
Nye	Nye County Sheriff	100	33	67	100	1	0	1	3	95
Washoe	Washoe County Sheriff	100	17	83	100	2	1	2	5	90
Washoe	Reno Police	100	6	94	100	2	1	2	4	92

Table 3a. - continued

County	Name of agency	Percent of full-time sworn employees			Percent of full-time sworn employees					
		Total	Female	Male	Total	American Indian	Asian/Pacific Islander	Black, non-Hispanic	Hispanic, any race	White, non-Hispanic
<b>NEW HAMPSHIRE</b>										
Hillsborough	Manchester Police	100 %	10 %	90 %	100	0 %	0 %	3 %	1 %	96 %
Hillsborough	Nashua Police	100	3	97	100	0	0	2	1	97
<b>NEW JERSEY</b>										
Atlantic	Atlantic City Police	100	9	91	100	1	0	18	3	78
Camden	Camden Police	100	8	92	100	0	1	37	21	42
Camden	Cherry Hill Police	100	3	97	100	0	1	3	0	97
Essex	Bloomfield Police	100	2	98	100	0	0	2	1	98
Essex	East Orange Police	100	7	93	100	0	0	66	2	32
Essex	Irvington Police	100	4	96	100	0	1	32	6	61
Essex	Newark Police	100	11	89	100	0	0	37	25	37
Essex	West Orange Police	100	1	99	100	0	0	7	0	93
Hudson	Hudson County Sheriff	---	---	---	---	---	---	---	---	---
Hudson	Bayonne Police	100	5	95	100	0	0	2	2	96
Hudson	Hoboken Police	100	3	97	100	0	0	2	22	76
Hudson	Jersey City Police	100	5	95	100	0	0	8	10	82
Hudson	North Bergen Police	100	3	97	100	0	0	0	4	96
Hudson	Union City Police	100	4	96	100	1	0	1	43	55
Hudson	West New York Police	100	0	100	100	0	0	0	30	70
Mercer	Hamilton Police	100	3	97	100	0	1	2	1	97
Mercer	Trenton Police	100	4	96	100	0	0	15	9	76
Middlesex	Edison Police	100	2	98	100	0	0	2	1	98
Middlesex	New Brunswick Police	100	2	98	100	0	1	11	7	81
Middlesex	Perth Amboy Police	100	3	97	100	0	0	6	21	73
Middlesex	Woodbridge Police	100	4	97	100	0	0	0	3	97
Monmouth	Long Branch Police	100	2	98	100	0	0	9	7	84
Morris	Parsippany Police	100	2	98	100	0	0	0	1	99
Ocean	Brick Township Police	100	1	99	100	0	0	0	1	99
Ocean	Dover Township Police	100	2	98	100	0	0	1	2	97
Passaic	Passaic County Sheriff	100	19	81	100	0	0	19	19	62
Passaic	Clifton Police	100	1	99	100	0	0	0	5	95
Passaic	Passaic Police	---	---	---	---	---	---	---	---	---
Passaic	Wayne Police	100	2	98	100	0	0	0	3	97
Union	Union County Sheriff	100	12	88	100	0	0	6	5	89
Union	Elizabeth Police	100	5	95	100	0	1	7	16	76
Union	Linden Police	100	2	98	100	0	0	2	0	98
Union	Plainfield Police	100	7	93	100	0	1	42	8	49
Union	Union Police	100	2	98	100	1	0	3	5	91
<b>NEW MEXICO</b>										
Bernalillo	Bernalillo County Sheriff	---	---	---	---	---	---	---	---	---
Bernalillo	Albuquerque Police	100	12	88	100	1	0	2	38	59
Dona Ana	Las Cruces Police	100	6	94	100	0	0	3	47	50
Santa Fe	Santa Fe Police	100	10	90	100	1	2	2	56	40
<b>NEW YORK</b>										
Albany	Albany Police	100	9	91	100	0	1	8	2	89
Albany	Colonie Police	100	2	98	100	0	0	1	0	99
Broome	Binghamton Police	100	4	96	100	0	0	1	1	99
Dutchess	Dutchess County Sheriff	100	43	57	100	0	0	23	1	76
Erie	Erie County Sheriff	100	13	87	100	0	0	8	2	90
Erie	Amherst Police	100	5	95	100	0	0	1	0	99
Erie	Buffalo Police	100	19	81	100	0	0	23	8	68
Erie	Cheektowaga Police	100	2	98	100	0	0	0	0	100
Erie	Tonawanda Police	100	1	99	100	0	0	0	0	100
Monroe	Monroe County Sheriff	100	12	88	100	0	0	4	3	93
Monroe	Rochester Police	100	9	91	100	1	2	14	12	72
Nassau	Nassau County Police	100	9	91	100	0	0	3	4	93
Nassau	Hempstead Police	100	7	93	100	0	1	26	2	71
New York City	New York City Police	100	15	85	100	0	1	14	17	67
Niagara	Niagara County Sheriff	100	5	95	100	0	0	1	0	99
Niagara	Niagara Falls Police	100	7	93	100	0	0	3	0	97
Onondaga	Onondaga County Sheriff	100	17	83	100	1	0	6	1	92
Onondaga	Syracuse Police	100	10	90	100	0	0	7	1	92
Oswego	Oswego County Sheriff	100	5	95	100	0	0	0	0	100
Rensselaer	Troy Police	100	5	95	100	0	0	0	0	100
Rockland	Clarkstown Police	100	5	95	100	1	1	1	2	96
Rockland	Ramapo Police	100	3	97	100	0	0	2	3	95
Schenectady	Schenectady Police	100	4	96	100	0	0	1	1	98
Suffolk	Suffolk County Police	100	10	90	100	0	0	2	5	92
Westchester	Westchester County Police	100	9	91	100	0	0	9	4	86
Westchester	Greenburgh Police	100	4	96	100	0	0	9	5	87
Westchester	Mt. Vernon Police	100	10	90	100	0	0	22	3	75
Westchester	New Rochelle Police	100	8	92	100	0	1	14	5	80
Westchester	White Plains Police	100	6	94	100	0	0	10	9	82
Westchester	Yonkers Police	100	11	89	100	0	0	4	4	91



Table 3a. - continued

County	Name of agency	Percent of full-time sworn employees			Percent of full-time sworn employees					
		Total	Female	Male	Total	American Indian	Asian/Pacific Islander	Black, non-Hispanic	Hispanic, any race	White, non-Hispanic
<b>NORTH CAROLINA</b>										
Alamance	Burlington Police	100 %	6 %	94 %	100 %	0 %	1 %	7 %	1 %	91 %
Buncombe	Buncombe County Sheriff	100	15	85	100	0	0	2	0	97
Buncombe	Asheville Police	100	20	80	100	1	1	10	1	88
Cabarrus	Cabarrus County Sheriff	100	14	86	100	1	0	3	0	96
Cumberland	Cumberland County Sheriff	100	21	79	100	3	2	28	7	60
Cumberland	Fayetteville Police	100	12	88	100	0	0	26	6	68
Durham	Durham Police	100	14	86	100	0	0	35	1	64
Forsyth	Winston-Salem Police	100	12	88	100	0	0	15	2	83
Gaston	Gaston County Police	100	14	86	100	0	0	10	0	90
Gaston	Gastonia Police	100	9	91	100	1	0	8	0	91
Guilford	Guilford County Sheriff	100	15	85	100	1	0	12	0	87
Guilford	Greensboro Police	100	13	87	100	0	1	14	1	84
Guilford	High Point Police	100	10	90	100	0	0	13	2	85
Mecklenburg	Charlotte-Mecklenburg Police	100	16	84	100	0	0	21	0	79
Nash	Rocky Mount Police	100	6	94	100	0	0	19	0	81
New Hanover	Wilmington Police	100	15	85	100	0	1	20	1	77
Pitt	Greenville Police	100	13	87	100	0	1	23	0	76
Wake	Wake County Sheriff	100	11	89	100	0	0	38	0	62
Wake	Raleigh Police	100	10	90	100	0	0	17	1	82
<b>OHIO</b>										
Butler	Butler County Sheriff	100	6	94	100	1	0	2	0	97
Butler	Hamilton Police	100	4	96	100	0	0	4	1	95
Cuyahoga	Cleveland Police	100	17	83	100	0	0	27	6	67
Cuyahoga	Euclid Police	100	2	98	100	0	0	1	2	97
Franklin	Franklin County Sheriff	100	17	83	100	0	1	8	0	91
Franklin	Columbus Police	100	13	87	100	0	0	14	0	85
Hamilton	Hamilton County Sheriff	100	20	80	100	0	0	15	0	85
Hamilton	Cincinnati Police	100	17	83	100	1	0	26	0	73
Lorain	Lorain Police	100	0	100	100	0	0	5	21	75
Lucas	Toledo Police	100	20	80	100	1	0	18	7	74
Mahoning	Youngstown Police	100	7	93	100	1	0	19	5	75
Montgomery	Dayton Police	100	13	87	100	0	0	12	0	88
Stark	Canton Police	100	5	95	100	0	0	15	0	85
Summit	Akron Police	100	13	87	100	0	0	26	0	74
<b>OKLAHOMA</b>										
Cleveland	Norman Police	---	---	---	---	---	---	---	---	---
Comanche	Lawton Police	100	9	91	100	1	1	6	1	91
Oklahoma	Oklahoma County Sheriff	100	14	86	100	0	0	35	0	64
Oklahoma	Oklahoma City Police	100	11	89	100	2	1	7	2	88
Tulsa	Tulsa County Sheriff	100	15	85	100	11	0	8	3	77
Tulsa	Tulsa Police	100	15	86	100	6	1	12	2	80
<b>OREGON</b>										
Clackamas	Clackamas County Sheriff	100	15	85	100	0	0	0	1	99
Lane	Lane County Sheriff	---	---	---	---	---	---	---	---	---
Lane	Eugene Police	100	15	85	100	2	3	4	2	89
Linn	Linn County Sheriff	100	27	73	100	0	0	0	0	100
Marion	Salem Police	100	9	91	100	0	1	0	3	96
Multnomah	Portland Police	100	16	84	100	1	3	3	2	91
Washington	Washington County Sheriff	100	8	92	100	0	0	2	4	95
<b>PENNSYLVANIA</b>										
Allegheny	Allegheny County Police	100	6	94	100	0	0	6	0	94
Allegheny	Pittsburgh Police	100	29	71	100	0	0	26	0	74
Berks	Reading Police	100	6	94	100	0	0	1	6	92
Dauphin	Harrisburg Police	100	18	82	100	0	1	21	6	71
Delaware	Upper Darby Township Police	100	2	98	100	0	0	0	0	100
Erie	Erie Police	100	5	95	100	0	0	6	0	94
Lancaster	Lancaster Police	100	5	95	100	0	0	4	7	88
Lehigh	Allentown Police	100	4	96	100	0	0	4	8	88
Montgomery	Lower Merion Township Police	100	3	97	100	1	0	3	1	96
Northampton	Bethlehem Police	100	1	99	100	0	0	2	1	96
Philadelphia	Philadelphia Police	100	22	78	100	0	1	33	5	61
<b>RHODE ISLAND</b>										
Kent	Warwick Police	100	8	92	100	0	0	0	2	98
Providence	Cranston Police	100	6	94	100	0	1	1	1	98
Providence	Pawtucket Police	100	4	96	100	0	0	1	3	96
Providence	Providence Police	100	7	93	100	0	2	8	5	84
Providence	Woonsocket Police	100	2	98	100	1	1	2	0	96

Table 3a. - continued

County	Name of agency	Percent of full-time sworn employees			Percent of full-time sworn employees					
		Total	Female	Male	Total	American Indian	Asian/Pacific Islander	Black, non-Hispanic	Hispanic, any race	White, non-Hispanic
<b>SOUTH CAROLINA</b>										
Anderson	Anderson County Sheriff	100 %	6 %	94 %	100 %	0 %	0 %	9 %	0 %	91 %
Beaufort	Beaufort County Sheriff	100	9	91	100	0	0	12	5	83
Charleston	Charleston County Sheriff	100	10	90	100	0	1	12	2	85
Charleston	Charleston Police	100	10	90	100	0	0	31	4	65
Greenville	Greenville County Sheriff	100	9	91	100	0	0	13	0	87
Greenville	Greenville Police	100	11	89	100	0	1	21	1	77
Horry	Horry County Police	100	6	94	100	1	0	11	1	88
Horry	Myrtle Beach Police	100	12	88	100	0	1	8	2	89
Richland	Richland County Sheriff	100	10	90	100	0	0	26	1	73
Richland	Columbia Police	100	16	84	100	0	0	35	1	64
Spartanburg	Spartanburg County Sheriff	100	12	88	100	0	0	9	2	89
Spartanburg	Spartanburg Police	100	19	81	100	0	0	30	1	69
<b>SOUTH DAKOTA</b>										
Minnehaha	Sioux Falls Police	100	4	96	100	1	1	1	0	97
<b>TENNESSEE</b>										
Davidson	Nashville Metropolitan Police	100	9	91	100	0	1	14	1	84
Hamilton	Hamilton County Sheriff	100	14	86	100	1	0	19	0	80
Hamilton	Chattanooga Police	---	---	---	---	---	---	---	---	---
Knox	Knox County Sheriff	100	12	88	100	0	0	3	0	97
Knox	Knoxville Police	100	11	89	100	0	1	7	1	91
Madison	Jackson Police	100	12	88	100	0	0	23	1	77
Montgomery	Clarksville Police	100	5	95	100	0	1	16	1	82
Rutherford	Murfreesboro Police	100	7	93	100	0	2	14	0	85
Shelby	Memphis Police	100	17	83	100	0	0	42	0	57
Sullivan	Sullivan County Sheriff	100	20	80	100	0	0	4	0	96
Washington	Johnson City Police	100	9	91	100	0	1	3	0	96
<b>TEXAS</b>										
Bell	Killeen Police	100	7	93	100	0	3	6	4	87
Bell	Temple Police	100	10	90	100	1	2	4	7	87
Bexar	Bexar County Sheriff	100	16	84	100	0	0	9	57	34
Bexar	San Antonio Police	100	6	94	100	0	1	6	40	53
Cameron	Brownsville Police	100	7	93	100	0	0	1	82	17
Cameron	Harlingen Police	100	2	98	100	0	0	0	60	40
Collin	Plano Police	100	9	91	100	0	1	3	4	92
Dallas	Carrollton Police	100	9	91	100	0	0	2	8	91
Dallas	Dallas Police	100	16	84	100	1	1	21	12	66
Dallas	Garland Police	100	5	95	100	0	0	3	4	92
Dallas	Grand Prairie Police	100	6	94	100	0	0	7	8	85
Dallas	Irving Police	100	6	94	100	0	1	4	4	91
Dallas	Mesquite Police	100	7	93	100	0	0	2	2	96
Dallas	Richardson Police	100	8	92	100	0	0	2	3	95
Denton	Denton Police	100	5	95	100	2	0	3	7	88
Ector	Odessa Police	100	7	93	100	0	0	4	19	77
El Paso	El Paso Police	100	9	91	100	1	1	2	66	30
Fort Bend	Fort Bend County Sheriff	100	14	86	100	0	1	13	10	76
Gregg	Longview Police	100	4	96	100	0	0	8	0	92
Harris	Harris County Sheriff	100	14	86	100	0	1	20	11	68
Harris	Baytown Police	100	9	91	100	0	0	4	4	92
Harris	Houston Police	100	12	88	100	0	2	19	17	62
Harris	Pasadena Police	100	3	97	100	0	1	0	7	91
Hidalgo	Hidalgo County Sheriff	100	5	95	100	0	0	1	91	8
Hidalgo	McAllen Police	100	5	95	100	1	1	0	90	9
Jefferson	Beaumont Police	100	11	89	100	1	0	11	3	84
Jefferson	Port Arthur Police	100	4	96	100	1	0	13	3	84
Lubbock	Lubbock Police	100	5	95	100	0	0	3	16	81
McLennan	Waco Police	100	8	92	100	1	0	10	12	76
Midland	Midland Police	100	9	91	100	0	1	3	14	83
Nueces	Corpus Christi Police	100	7	93	100	0	1	1	41	57
Potter	Amarillo Police	100	7	93	100	0	0	2	7	92
Smith	Tyler Police	100	8	92	100	2	1	4	1	92
Tarrant	Tarrant County Sheriff	100	17	83	100	0	0	31	15	54
Tarrant	Arlington Police	100	13	87	100	3	2	11	12	71
Tarrant	Fort Worth Police	100	16	85	100	0	1	11	9	79
Taylor	Abilene Police	100	5	95	100	1	1	2	5	91
Tom Green	San Angelo Police	100	7	93	100	0	0	1	15	84
Travis	Travis County Sheriff	100	18	82	100	0	1	14	15	70
Travis	Austin Police	100	12	88	100	0	1	10	16	73
Webb	Laredo Police	100	3	97	100	0	0	0	100	0
Wichita	Wichita Falls Police	100	10	90	100	1	1	2	7	90
Williamson	Williamson County Sheriff	100	15	85	100	0	0	4	7	89

**Table 3a. - continued**

County	Name of agency	Percent of full-time sworn employees			Percent of full-time sworn employees					
		Total	Female	Male	Total	American Indian	Asian/Pacific Islander	Black, non-Hispanic	Hispanic, any race	White, non-Hispanic
<b>UTAH</b>										
Salt Lake	Salt Lake City Police	100 %	10 %	90 %	100 %	1 %	5 %	2 %	4 %	89 %
Salt Lake	West Valley City Police	100	10	90	100	0	3	1	5	92
Weber	Ogden Police	100	6	94	100	0	2	1	6	91
<b>VIRGINIA</b>										
Alexandria(city)	Alexandria Police	100	15	85	100	1	2	18	6	73
Arlington	Arlington County Police	100	17	83	100	0	2	13	5	80
Chesapeake(city)	Chesapeake Police	100	14	86	100	1	0	11	1	87
Chesterfield	Chesterfield County Police	100	6	94	100	1	1	7	1	90
Danville(city)	Danville Police	100	5	95	100	0	0	16	1	84
Fairfax	Fairfax County Police	100	10	90	100	0	2	9	2	87
Hampton(city)	Hampton Police	100	11	89	100	0	1	13	2	83
Hanover	Hanover County Sheriff	100	7	93	100	0	0	6	0	94
Henrico	Henrico County Police	100	5	95	100	0	1	11	1	88
Loudoun	Loudoun County Sheriff	100	9	91	100	0	1	5	1	94
Lynchburg(city)	Lynchburg Police	100	5	95	100	0	0	11	0	89
Newport News(city)	Newport News Police	100	15	85	100	1	0	16	3	80
Norfolk(city)	Norfolk Police	100	11	89	100	0	0	14	1	85
Petersburg(city)	Petersburg Police	100	6	94	100	1	2	27	2	68
Portsmouth(city)	Portsmouth Police	100	13	87	100	0	0	16	4	80
Prince William	Prince William County Police	100	13	87	100	1	0	7	2	89
Richmond(city)	Richmond Police	100	11	89	100	0	0	31	3	66
Roanoke(city)	Roanoke Police	100	8	92	100	0	1	7	0	91
Suffolk(city)	Suffolk Police	100	19	81	100	1	2	23	1	73
Virginia Beach(city)	Virginia Beach Police	100	11	89	100	1	2	9	2	86
<b>WASHINGTON</b>										
Clark	Clark County Sheriff	100	9	91	100	1	3	0	1	95
Clark	Vancouver Police	100	9	91	100	1	6	0	1	92
King	King County Sheriff	100	17	83	100	2	6	6	3	84
King	Bellevue Police	100	10	90	100	1	8	4	3	84
King	Kent Police	100	10	90	100	0	3	1	3	94
King	Seattle Police	100	14	86	100	2	8	10	4	76
Pierce	Pierce County Sheriff	---	---	---	---	---	---	---	---	---
Pierce	Tacoma Police	100	11	89	100	2	5	5	3	86
Snohomish	Snohomish County Sheriff	100	7	93	100	1	0	2	3	94
Snohomish	Everett Police	100	14	86	100	2	5	1	3	88
Spokane	Spokane County Sheriff	100	2	98	100	0	0	0	1	98
Spokane	Spokane Police	---	---	---	---	---	---	---	---	---
Thurston	Thurston County Sheriff	100	16	84	100	2	0	1	1	96
Yakima	Yakima Police	100	10	90	100	3	0	4	20	73
<b>WEST VIRGINIA</b>										
Cabell	Huntington Police	100	6	94	100	0	0	2	0	98
Kanawha	Charleston Police	100	11	89	100	0	0	13	0	87
<b>WISCONSIN</b>										
Brown	Brown County Sheriff	100	6	94	100	2	0	0	0	98
Brown	Green Bay Police	100	5	95	100	1	0	0	0	99
Dane	Dane County Sheriff	100	19	81	100	0	0	2	1	97
Dane	Madison Police	100	28	72	100	2	2	9	5	83
Kenosha	Kenosha Police	100	6	94	100	1	0	2	4	93
Milwaukee	Milwaukee County Sheriff	100	24	76	100	1	1	19	3	77
Milwaukee	Milwaukee Police	100	15	85	100	2	1	19	9	69
Milwaukee	West Allis Police	100	3	97	100	0	1	0	0	99
Outgamie	Appleton Police	100	9	91	100	0	1	0	2	97
Racine	Racine Police	100	5	95	100	0	0	9	3	87
Waukesha	Waukesha County Sheriff	100	13	87	100	0	1	2	3	94

Note: Percentages are based on employee counts for the pay period that included June 30, 1997. American Indian category includes Alaska Natives. Detail may not add to 100% because of rounding.

---Data were not provided by an agency.

**Table 4a. Screening methods used in selection of new officer recruits in local law enforcement agencies, 1997**

County	Name of agency	Type of screening method							Voice stress analyzer	Written aptitude test	
		Background investigation	Criminal record check	Driving record check	Drug test	Medical exam	Physical agility test	Psychological screen			
<b>ALABAMA</b>											
Etowah	Gadsden Police	X	X	X	X	X	X	X	X	-	X
Houston	Dothan Police	X	X	X	X	X	X	X	X	-	X
Jefferson	Jefferson County Sheriff	X	X	X	X	X	X	X	X	-	X
Jefferson	Bessemer Police	X	X	X	X	X	X	X	-	-	X
Jefferson	Birmingham Police	X	X	X	X	X	X	X	X	-	X
Jefferson	Hoover Police	X	X	X	X	X	-	-	X	-	X
Madison	Huntsville Police	-	-	-	X	-	-	-	-	-	-
Mobile	Mobile County Sheriff	X	X	X	X	X	X	X	X	-	X
Mobile	Mobile Police	X	X	X	X	X	X	-	X	-	X
Montgomery	Montgomery County Sheriff	X	X	X	X	X	X	X	X	-	X
Montgomery	Montgomery Police	X	X	X	X	X	X	X	X	-	X
Morgan	Decatur Police	X	X	X	X	X	-	-	-	-	X
Tuscaloosa	Tuscaloosa Police	X	X	X	X	X	X	X	X	-	X
<b>ALASKA</b>											
Anchorage	Anchorage Police	X	X	X	X	X	X	X	X	-	X
<b>ARIZONA</b>											
Maricopa	Maricopa County Sheriff	X	X	X	-	X	X	X	X	-	X
Maricopa	Chandler Police	X	X	X	X	X	X	X	X	-	X
Maricopa	Glendale Police	X	X	X	X	X	X	X	X	-	X
Maricopa	Mesa Police	-	X	X	X	X	X	X	X	-	X
Maricopa	Phoenix Police	X	X	X	X	X	X	X	X	-	X
Maricopa	Scottsdale Police	X	X	X	X	X	X	X	X	-	X
Maricopa	Tempe Police	X	X	X	X	X	X	X	X	-	X
Pima	Pima County Sheriff	X	X	X	X	X	X	X	X	-	X
Pima	Tucson Police	X	X	X	X	X	-	X	X	-	X
Pinal	Pinal County Sheriff	X	X	X	X	X	X	X	X	-	X
Yuma	Yuma Police	X	X	X	X	X	X	X	X	-	X
<b>ARKANSAS</b>											
Jefferson	Pine Bluff Police	X	X	X	X	X	X	X	X	-	X
Pulaski	Pulaski County Sheriff	X	X	X	X	X	-	-	X	-	X
Pulaski	Little Rock Police	X	X	X	X	X	X	-	X	-	X
Pulaski	North Little Rock Police	X	X	X	X	X	X	X	X	-	X
Sebastian	Fort Smith Police	X	X	X	X	X	X	X	X	-	X
<b>CALIFORNIA</b>											
Alameda	Alameda County Sheriff	X	X	X	-	X	X	-	X	-	X
Alameda	Alameda Police	X	X	X	-	X	X	X	X	-	X
Alameda	Berkeley Police	X	X	X	-	X	X	-	X	-	X
Alameda	Fremont Police	X	X	X	X	X	X	X	X	-	X
Alameda	Hayward Police	X	X	X	-	X	X	X	X	-	X
Alameda	Oakland Police	X	X	X	X	X	X	-	X	-	X
Contra Costa	Contra Costa County Sheriff	X	X	X	-	X	X	X	X	-	X
Contra Costa	Concord Police	X	X	-	U	-	X	X	X	-	X
Contra Costa	Richmond Police	X	X	X	U	X	X	X	X	-	X
El Dorado	El Dorado County Sheriff	X	X	X	X	X	X	X	X	-	X
Fresno	Fresno County Sheriff	X	X	X	U	X	-	X	X	-	X
Fresno	Fresno Police	X	X	X	X	X	-	X	X	-	-
Kern	Kern County Sheriff	X	X	X	X	X	X	-	X	-	X
Kern	Bakersfield Police	X	X	X	X	X	X	-	X	-	X
Los Angeles	Los Angeles County Sheriff	X	X	X	X	X	X	X	X	-	X
Los Angeles	Beverly Hills Police	X	X	X	-	X	X	X	X	-	X
Los Angeles	Burbank Police	X	X	X	X	X	X	-	X	X	X
Los Angeles	Compton Police	X	X	X	U	X	X	X	X	-	X
Los Angeles	Culver City Police	X	X	X	X	X	X	X	X	-	X
Los Angeles	Downey Police	X	X	X	X	X	X	X	X	-	X
Los Angeles	El Monte Police	-	-	-	X	-	-	-	-	-	-
Los Angeles	Glendale Police	X	X	X	X	X	X	-	X	-	X
Los Angeles	Inglewood Police	X	X	X	X	X	X	X	X	-	X
Los Angeles	Long Beach Police	X	X	X	X	X	X	X	X	-	X
Los Angeles	Los Angeles Police	X	X	X	R	X	X	-	X	-	X
Los Angeles	Pasadena Police	X	X	X	X	X	X	X	X	-	X
Los Angeles	Pomona Police	X	X	X	X	X	X	-	X	-	X
Los Angeles	Santa Monica Police	X	X	X	X	X	X	X	X	-	X
Los Angeles	Torrance Police	X	X	X	X	X	X	X	X	-	X
Los Angeles	West Covina Police	X	X	X	X	X	X	X	X	-	X
Los Angeles	Whittier Police	X	X	X	-	X	-	X	X	-	-
Marin	Marin County Sheriff	X	X	X	U	X	X	X	X	-	X
Monterey	Monterey County Sheriff	X	X	X	X	X	X	-	X	X	X
Monterey	Salinas Police	X	X	X	X	X	X	X	X	-	X
Orange	Orange County Sheriff-Coroner	X	X	X	X	X	X	X	X	-	X
Orange	Anaheim Police	X	X	X	X	X	X	X	X	-	X
Orange	Costa Mesa Police	X	X	X	X	X	X	X	X	-	X
Orange	Fullerton Police	X	X	X	X	X	X	X	X	X	X
Orange	Garden Grove Police	X	X	X	X	X	X	X	X	-	X
Orange	Huntington Beach Police	X	X	X	X	X	X	X	X	-	X

Table 4a. - continued

County	Name of agency	Type of screening method									
		Background investigation	Criminal record check	Driving record check	Drug test	Medical exam	Physical agility test	Psychological screen	Polygraph exam	Voice stress analyzer	Written aptitude test
<b>CALIFORNIA (cont.)</b>											
Orange	Irvine Police	X	X	X	X	X	X	X	X	-	X
Orange	Newport Beach Police	X	X	X	U	X	X	X	X	-	X
Orange	Orange Police	X	X	X	X	X	X	X	X	-	X
Orange	Santa Ana Police	X	X	X	X	X	X	X	X	-	X
Placer	Placer County Sheriff	X	X	X	X	X	X	-	X	-	X
Riverside	Riverside County Sheriff	X	X	X	X	X	X	X	X	-	X
Riverside	Corona Police	X	X	X	X	X	X	X	X	-	X
Riverside	Riverside Police	X	X	X	X	X	X	X	X	-	X
Sacramento	Sacramento County Sheriff	X	X	X	X	X	X	X	X	X	-
Sacramento	Sacramento Police	X	X	X	X	X	X	X	X	-	X
San Bernardino	San Bernardino County Sheriff	X	X	X	X	X	X	X	X	-	X
San Bernardino	Fontana Police	X	X	X	X	X	X	X	X	-	X
San Bernardino	Ontario Police	X	X	X	X	X	X	X	X	-	X
San Bernardino	Rialto Police	X	X	X	X	X	X	X	X	-	-
San Bernardino	San Bernardino Police	X	X	X	-	X	X	X	X	-	X
San Diego	San Diego County Sheriff	X	X	X	X	X	X	X	X	-	X
San Diego	Chula Vista Police	X	X	X	X	X	-	-	X	X	X
San Diego	El Cajon Police	X	X	X	X	X	X	X	X	-	X
San Diego	Escondido Police	X	X	X	X	X	X	X	X	-	X
San Diego	Oceanside Police	X	X	X	-	X	X	X	X	-	X
San Diego	San Diego Police	X	X	X	X	X	X	X	X	-	X
San Francisco	San Francisco Police	X	X	X	X	X	X	X	X	-	X
San Joaquin	San Joaquin County Sheriff	X	X	X	X	X	X	X	X	-	X
San Joaquin	Stockton Police	X	X	X	X	X	X	X	X	-	X
San Luis Obispo	San Luis Obispo County Sheriff	X	X	X	-	X	X	-	X	X	X
San Mateo	San Mateo County Sheriff	X	X	X	-	X	-	X	X	-	X
San Mateo	Daly City Police	X	X	X	-	X	X	X	X	-	X
San Mateo	San Mateo Police	X	X	X	X	X	X	X	X	-	X
Santa Barbara	Santa Barbara County Sheriff	X	X	X	X	X	X	X	X	X	X
Santa Barbara	Santa Barbara Police	X	X	X	X	X	X	X	X	X	X
Santa Clara	Santa Clara County Sheriff	X	X	X	O	X	X	X	X	-	X
Santa Clara	San Jose Police	X	X	X	-	X	X	X	X	-	X
Santa Clara	Santa Clara Police	X	X	X	U	X	X	X	X	-	X
Santa Clara	Sunnyvale Police	X	X	X	-	X	X	X	X	-	X
Santa Cruz	Santa Cruz County Sheriff	X	X	X	-	X	X	-	X	-	X
Shasta	Shasta County Sheriff	X	X	X	X	X	-	X	X	-	X
Solano	Vallejo Police	X	X	X	X	X	-	X	X	-	-
Sonoma	Sonoma County Sheriff-Coroner	X	X	X	-	X	-	X	X	-	-
Sonoma	Santa Rosa Police	X	X	X	-	X	-	X	X	-	X
Stanislaus	Stanislaus County Sheriff	X	X	X	-	X	X	-	X	-	X
Stanislaus	Modesto Police	X	X	X	X	X	X	-	X	-	X
Tulare	Tulare County Sheriff	X	X	X	-	X	-	X	X	-	X
Ventura	Ventura County Sheriff	X	X	X	X	X	X	X	X	-	X
Ventura	Simi Valley Police	X	X	X	X	X	X	X	X	-	X
Ventura	Ventura Police	X	X	X	X	X	X	X	X	-	X
<b>COLORADO</b>											
Adams	Adams County Sheriff	X	X	X	X	X	-	X	X	-	X
Adams	Westminster Police	X	X	X	X	X	-	X	X	-	X
Arapahoe	Aurora Police	X	X	X	X	X	X	X	X	-	X
Boulder	Boulder County Sheriff	X	X	X	X	X	-	X	X	-	X
Boulder	Boulder Police	X	X	X	X	X	X	X	X	-	X
Denver	Denver Police	X	X	X	U	X	X	X	X	-	X
Douglas	Douglas County Sheriff	X	X	X	X	X	-	X	X	-	X
El Paso	El Paso County Sheriff	X	X	X	X	X	X	X	X	-	X
El Paso	Colorado Springs Police	X	X	X	X	X	X	X	X	-	X
Jefferson	Jefferson County Sheriff	X	X	X	O	X	X	X	X	-	X
Jefferson	Arvada Police	X	X	X	-	X	-	X	X	-	-
Jefferson	Lakewood Police	X	X	X	X	X	X	X	X	-	-
Larimer	Larimer County Sheriff	X	X	X	X	X	X	-	X	-	X
Larimer	Fort Collins Police	X	X	X	X	X	X	X	X	-	X
Pueblo	Pueblo Police	X	X	X	X	X	X	X	X	-	X
<b>CONNECTICUT</b>											
Fairfield	Bridgeport Police	X	X	X	X	X	X	X	X	-	X
Fairfield	Danbury Police	X	X	X	U	X	X	X	X	-	X
Fairfield	Greenwich Police	X	X	X	X	X	X	X	X	-	X
Fairfield	Norwalk Police	X	X	X	X	X	X	X	X	-	X
Fairfield	Stamford Police	X	X	X	X	X	X	X	X	-	X
Hartford	Bristol Police	X	X	X	X	X	X	X	X	-	X
Hartford	East Hartford Police	X	X	X	X	X	X	X	X	-	X
Hartford	Hartford Police	X	X	X	X	X	X	X	X	-	X
Hartford	Manchester Police	X	X	X	X	X	X	X	X	-	X
Hartford	New Britain Police	X	X	X	X	X	X	X	X	-	X
New Haven	Meriden Police	---	---	---	---	---	---	---	---	---	---
New Haven	Milford Police	X	X	X	X	X	X	X	X	-	X
New Haven	New Haven Police	X	X	X	X	X	X	X	X	-	X
New Haven	Waterbury Police	X	X	X	X	X	X	X	X	-	X
New Haven	West Haven Police	X	X	X	X	X	X	X	X	-	X

Table 4a. - continued

County	Name of agency	Type of screening method							Voice stress analyzer	Written aptitude test	
		Background investigation	Criminal record check	Driving record check	Drug test	Medical exam	Physical agility test	Psychological screen			
<b>DELAWARE</b>											
New Castle	New Castle County Police	X	X	X	X	X	X	X	X	-	X
New Castle	Wilmington Police	X	X	X	X	X	X	X	X	-	X
<b>DISTRICT OF COLUMBIA</b>											
Washington, DC	Washington Metropolitan Police	X	X	X	X	X	X	-	X	-	-
<b>FLORIDA</b>											
Alachua	Alachua County Sheriff	X	X	X	X	X	X	X	X	-	X
Alachua	Gainesville Police	X	X	X	X	X	X	X	X	-	X
Bay	Bay County Sheriff	X	X	-	-	X	-	-	X	-	X
Brevard	Brevard County Sheriff	X	X	X	X	X	-	X	X	-	-
Brevard	Melbourne Police	X	X	X	X	X	X	X	X	-	X
Brevard	Palm Bay Police	X	X	X	X	X	-	X	X	-	-
Broward	Broward County Sheriff	X	X	X	X	X	X	X	X	-	X
Broward	Coral Springs Police	X	X	X	X	X	X	-	X	X	X
Broward	Davie Police	X	X	X	X	X	X	X	X	X	X
Broward	Fort Lauderdale Police	X	X	X	X	X	X	X	X	-	X
Broward	Hollywood Police	X	X	X	X	X	X	-	X	X	X
Broward	Margate Police	X	X	X	X	X	X	-	X	X	X
Broward	Miramar Police	X	X	X	X	X	X	X	X	-	X
Broward	Pembroke Pines Police	X	X	X	X	X	X	X	X	-	X
Broward	Plantation Police	X	X	X	X	X	X	X	X	-	X
Broward	Pompano Beach Police	X	X	X	X	X	X	X	X	-	X
Broward	Sunrise Police	X	X	X	X	X	X	X	X	-	X
Charlotte	Charlotte County Sheriff	X	X	X	X	X	X	X	X	-	-
Citrus	Citrus County Sheriff	X	X	X	X	X	X	X	X	-	-
Clay	Clay County Sheriff	X	X	X	X	X	X	X	X	-	-
Collier	Collier County Sheriff	X	X	X	X	X	X	X	X	-	X
Dade	Metro-Dade Police	X	X	X	X	X	-	X	X	-	X
Dade	Coral Gables Police	X	X	X	X	X	X	X	X	-	X
Dade	Hialeah Police	X	X	X	X	X	X	X	X	-	X
Dade	Miami Police	X	X	X	X	X	X	X	X	-	X
Dade	Miami Beach Police	X	X	X	X	X	X	X	X	-	X
Duval	Jacksonville Sheriff	X	X	X	X	X	X	X	X	-	X
Escambia	Escambia County Sheriff	X	X	X	X	X	X	X	-	X	X
Escambia	Pensacola Police	X	X	X	X	X	X	X	X	-	X
Hernando	Hernando County Sheriff	X	X	X	X	X	-	-	X	X	X
Hillsborough	Hillsborough County Sheriff	X	X	X	X	X	X	X	X	-	-
Hillsborough	Tampa Police	X	X	X	X	X	-	X	X	-	-
Indian River	Indian River County Sheriff	X	X	X	X	X	-	X	X	X	-
Lake	Lake County Sheriff	X	X	X	X	X	-	-	X	-	X
Lee	Lee County Sheriff	X	X	X	X	X	X	-	X	X	X
Lee	Cape Coral Police	X	X	X	X	X	X	X	X	-	X
Lee	Fort Myers Police	X	X	X	X	X	X	X	X	-	-
Leon	Leon County Sheriff	X	X	X	X	X	-	-	X	-	X
Leon	Tallahassee Police	X	X	X	X	X	-	X	X	-	X
Manatee	Manatee County Sheriff	X	X	X	X	X	X	X	X	-	X
Marion	Marion County Sheriff	X	X	X	X	X	-	X	X	-	-
Marion	Ocala Police	X	X	X	X	X	X	X	X	-	X
Martin	Martin County Sheriff	X	X	X	X	X	-	X	X	X	X
Monroe	Monroe County Sheriff	X	X	X	X	X	X	X	X	-	-
Okaloosa	Okaloosa County Sheriff	X	X	X	X	X	-	X	-	-	-
Orange	Orange County Sheriff	X	X	X	X	X	-	-	X	X	X
Orange	Orlando Police	X	X	X	X	X	X	X	X	-	X
Osceola	Osceola County Sheriff	X	X	X	X	X	-	-	X	X	X
Palm Beach	Palm Beach County Sheriff	X	X	X	X	X	X	X	X	-	-
Palm Beach	Boca Raton Police	X	X	X	X	X	X	X	X	-	X
Palm Beach	Boynton Beach Police	X	X	X	X	X	X	-	X	X	X
Palm Beach	Delray Beach Police	X	X	X	X	X	X	X	X	-	X
Palm Beach	West Palm Beach Police	X	X	X	X	X	X	-	X	X	X
Pasco	Pasco County Sheriff	X	X	X	X	X	-	X	X	-	-
Pinellas	Pinellas County Sheriff	X	X	X	X	X	X	X	X	-	X
Pinellas	Clearwater Police	X	X	X	X	X	-	X	X	-	X
Pinellas	Largo Police	X	X	X	X	X	X	X	X	-	X
Pinellas	St. Petersburg Police	X	X	X	-	X	X	X	X	-	X
Polk	Polk County Sheriff	X	X	X	X	X	X	X	X	-	X
Polk	Lakeland Police	X	X	X	X	X	X	X	X	-	X
St. John	St. John County Sheriff	X	X	X	X	X	X	X	X	-	X
St. Lucie	St. Lucie County Sheriff	X	X	X	X	X	X	X	X	-	-
St. Lucie	Fort Pierce Police	X	X	X	X	X	X	X	X	-	X
St. Lucie	Port St. Lucie Police	X	X	X	X	X	X	X	X	-	X
Santa Rosa	Santa Rosa County Sheriff	X	X	X	X	X	-	-	X	X	-
Sarasota	Sarasota County Sheriff	X	X	X	X	X	X	X	X	-	-
Sarasota	Sarasota Police	X	X	X	X	X	X	X	X	-	X
Seminole	Seminole County Sheriff	X	X	X	O	X	X	-	X	X	X
Volusia	Volusia County Sheriff	X	X	X	X	X	-	X	X	-	-
Volusia	Daytona Beach Police	X	X	X	X	X	X	-	-	-	X

Table 4a. - continued

County	Name of agency	Type of screening method									
		Background investigation	Criminal record check	Driving record check	Drug test	Medical exam	Physical agility test	Psychological screen	Polygraph exam	Voice stress analyzer	Written aptitude test
<b>GEORGIA</b>											
Bibb	Bibb County Sheriff	X	X	X	O	X	X	-	-	-	X
Bibb	Macon Police	X	X	X	X	X	X	X	X	-	-
Chatham	Chatham County Police	X	X	X	X	X	X	X	X	-	X
Chatham	Savannah Police	X	X	X	X	X	X	-	X	-	X
Cherokee	Cherokee County Sheriff	X	X	X	X	X	X	X	X	-	X
Clarke	Athens-Clarke County Police	X	X	X	X	X	X	X	X	-	X
Clayton	Clayton County Police	X	X	X	X	X	X	X	X	-	X
Cobb	Cobb County Police	X	X	X	X	X	X	X	X	-	X
Cobb	Cobb County Sheriff	X	X	X	X	X	X	X	X	-	X
Cobb	Marietta Police	X	X	X	X	X	-	X	X	-	X
Columbia	Columbia County Sheriff	X	X	X	X	X	X	-	X	-	X
De Kalb	De Kalb County Police	X	X	X	X	X	X	-	X	X	X
Dougherty	Albany Police	X	X	X	X	X	-	X	-	-	X
Douglas	Douglas County Sheriff	X	X	X	X	X	-	-	X	-	-
Fulton	Fulton County Police	X	X	X	X	X	X	-	-	-	-
Fulton	Atlanta Police	X	X	X	X	X	-	X	X	-	X
Fulton	East Point Police	X	X	X	X	X	-	X	-	-	X
Gwinnett	Gwinnett County Police	X	X	X	X	X	X	X	X	-	X
Hall	Hall County Sheriff	X	X	X	X	X	-	X	-	-	X
Muscogee	Columbus Police	X	X	X	X	X	X	X	X	-	-
Richmond	Augusta-Richmond Co. Sheriff	X	X	X	X	X	X	X	-	-	X
<b>HAWAII</b>											
Hawaii	Hawaii County Police	X	X	X	X	X	X	X	X	-	X
Honolulu	Honolulu Police	X	X	X	X	X	-	X	X	-	X
Kauai	Kauai County Police	X	X	X	X	X	X	-	X	-	X
Maui	Maui County Police	X	X	X	X	X	-	-	X	-	X
<b>IDAHO</b>											
Ada	Ada County Sheriff	X	X	X	X	X	X	X	X	-	X
Ada	Boise Police	X	X	X	X	X	X	X	X	-	X
<b>ILLINOIS</b>											
Champaign	Champaign Police	X	X	X	U	X	X	-	X	-	X
Cook	Cook County Sheriff	X	X	X	X	X	X	-	X	-	X
Cook	Arlington Heights Police	X	X	X	X	X	X	X	X	-	X
Cook	Chicago Police	X	X	X	X	X	X	-	X	-	X
Cook	Cicero Police	X	X	X	U	X	X	X	X	-	X
Cook	Evanston Police	X	X	X	X	X	X	X	X	-	X
Cook	Oak Lawn Police	X	X	X	X	X	X	-	X	-	X
Cook	Oak Park Police	X	X	X	-	X	X	-	X	-	X
Cook	Schaumburg Police	X	X	X	U	X	X	X	X	-	X
Cook	Skokie Police	X	X	X	X	X	X	X	X	-	X
Du Page	Naperville Police	X	X	X	X	X	X	X	X	-	-
Kane	Aurora Police	X	X	X	-	X	X	X	X	-	X
Kane	Elgin Police	X	X	X	X	X	X	-	X	-	X
Lake	Lake County Sheriff	X	X	X	X	X	X	X	X	-	X
Lake	Waukegan Police	X	X	X	X	X	X	-	X	-	X
Macon	Decatur Police	X	X	X	-	X	X	-	X	-	X
Peoria	Peoria Police	X	X	X	X	X	X	X	X	-	X
Sangamon	Springfield Police	X	X	X	X	X	X	-	X	-	X
Will	Will County Sheriff	X	X	X	O	X	X	X	X	-	X
Will	Joliet Police	X	X	X	X	X	X	X	X	-	X
Winnebago	Winnebago County Sheriff	X	X	X	X	X	X	-	X	-	X
Winnebago	Rockford Police	X	X	X	X	X	X	-	X	-	X
<b>INDIANA</b>											
Allen	Fort Wayne Police	X	X	X	X	X	X	-	X	X	X
Delaware	Muncie Police	X	X	X	X	X	X	-	X	-	X
Elkhart	Elkhart Police	X	X	X	X	X	X	-	X	X	X
Howard	Kokomo Police	X	X	X	X	X	X	X	X	-	X
Lake	Lake County Sheriff	X	X	X	X	X	X	X	X	-	X
Lake	East Chicago Police	X	X	X	X	X	X	X	X	-	X
Lake	Gary Police	X	X	X	X	X	X	-	X	X	X
Lake	Hammond Police	X	X	X	X	X	X	X	X	-	X
Madison	Anderson Police	X	X	X	X	X	X	-	X	X	X
Marion	Marion County Sheriff	X	X	X	X	X	X	-	X	-	X
Marion	Indianapolis Police	X	X	X	X	X	X	X	X	-	X
St. Joseph	South Bend Police	X	X	X	X	X	X	X	X	-	X
Vanderburgh	Vanderburgh County Sheriff	X	X	X	X	X	X	X	X	X	X
Vanderburgh	Evansville Police	X	X	-	X	X	X	X	X	-	X
Vigo	Terre Haute Police	X	X	X	X	X	X	X	X	-	-

**Table 4a. - continued**

County	Name of agency	Type of screening method									
		Background investigation	Criminal record check	Driving record check	Drug test	Medical exam	Physical agility test	Psychological screen	Polygraph exam	Voice stress analyzer	Written aptitude test
<b>IOWA</b>											
Black Hawk	Waterloo Police	X	X	X	U	X	X	X	X	-	X
Linn	Cedar Rapids Police	X	X	X	X	X	X	X	X	-	X
Polk	Des Moines Police	X	X	X	X	X	X	X	X	-	X
Scott	Davenport Police	X	X	X	X	X	X	X	X	-	X
Woodbury	Sioux City Police	X	X	X	X	X	X	-	X	-	X
<b>KANSAS</b>											
Douglas	Lawrence Police	X	X	X	X	X	-	-	X	-	X
Johnson	Johnson County Sheriff	X	X	X	X	X	-	X	X	-	X
Johnson	Olathe Police	X	X	X	U	X	X	X	X	-	-
Johnson	Overland Park Police	X	X	X	X	X	X	X	X	-	-
Sedgwick	Sedgwick County Sheriff	X	X	X	X	X	X	-	X	-	X
Sedgwick	Wichita Police	X	X	X	X	X	X	X	X	-	X
Shawnee	Shawnee County Sheriff	X	X	X	X	X	X	-	X	-	X
Shawnee	Topeka Police	X	X	X	X	X	X	X	X	-	X
Wyandotte	Kansas City Police	X	X	X	-	X	X	X	X	X	X
<b>KENTUCKY</b>											
Fayette	Lexington-Fayette County Police	X	X	X	X	X	X	X	X	-	X
Jefferson	Jefferson County Police	X	X	X	X	X	X	X	X	-	X
Jefferson	Jefferson County Sheriff	X	X	-	X	-	-	-	-	-	X
Jefferson	Louisville Police	X	X	X	X	X	X	X	X	-	X
Kenton	Covington Police	X	X	X	X	X	X	X	X	-	X
<b>LOUISIANA</b>											
Ascension	Ascension Parish Sheriff	X	X	X	X	X	X	-	X	-	X
Bossier	Bossier Police	X	X	X	X	X	X	X	X	-	X
Caddo	Caddo Parish Sheriff	X	X	X	X	X	X	X	X	-	X
Caddo	Shreveport Police	X	X	X	X	X	X	X	X	-	X
Calcasieu	Calcasieu Parish Sheriff	X	-	-	X	X	-	X	-	-	X
Calcasieu	Lake Charles Police	X	X	X	X	X	X	-	-	-	X
E. Baton Rouge	E. Baton Rouge Parish Sheriff	X	X	X	X	X	-	X	-	-	-
E. Baton Rouge	Baton Rouge Police	X	X	X	X	X	X	X	X	-	X
Jefferson	Kenner Police	X	X	X	X	X	X	X	X	-	X
Lafayette	Lafayette Parish Sheriff	X	X	X	X	X	-	-	-	-	X
Lafourche	Lafourche Parish Sheriff	X	X	X	X	X	X	X	X	-	X
Orleans	New Orleans Police	X	X	X	X	X	X	X	X	X	X
Ouachita	Ouachita Parish Sheriff	X	X	X	X	X	X	X	-	-	X
Ouachita	Monroe Police	X	X	X	X	X	-	X	X	-	X
Rapides	Alexandria Police	X	X	X	X	X	X	X	X	-	X
St. Bernard	St. Bernard Parish Sheriff	X	X	X	X	X	-	-	-	-	-
St. Charles	St. Charles Parish Sheriff	X	X	X	X	X	-	-	X	-	X
St. John the Baptist	St. John the Baptist Sheriff	X	X	X	X	X	-	-	-	-	-
St. Landry	St. Landry Parish Sheriff	X	X	X	-	X	-	-	-	-	-
St. Tammany	St. Tammany Parish Sheriff	X	X	X	X	X	-	-	X	-	-
Terrebonne	Terrebonne Parish Sheriff	X	X	X	-	X	-	-	-	-	-
<b>MARYLAND</b>											
Anne Arundel	Anne Arundel County Police	X	X	X	X	X	-	X	X	-	X
Anne Arundel	Annapolis Police	X	X	X	X	X	-	X	X	-	X
Baltimore(city)	Baltimore Police	X	X	X	X	X	X	X	X	-	X
Baltimore	Baltimore County Police	X	X	X	X	X	X	X	X	-	X
Charles	Charles County Sheriff	X	X	X	X	X	X	X	X	-	X
Harford	Harford County Sheriff	X	X	X	X	X	-	X	X	-	X
Howard	Howard County Police	X	X	X	X	X	X	X	X	-	X
Montgomery	Montgomery County Police	X	X	X	X	X	X	X	X	X	X
Prince George's	Prince George's County Police	X	X	X	X	X	X	X	X	-	X
<b>MASSACHUSETTS</b>											
Bristol	Fall River Police	X	X	X	U	X	X	-	X	-	X
Bristol	New Bedford Police	X	X	X	X	X	X	-	-	-	X
Essex	Lawrence Police	X	X	-	-	X	X	-	X	-	X
Essex	Lynn Police	X	X	X	X	X	X	-	X	-	-
Hampden	Chicopee Police	X	X	X	X	X	X	-	X	-	X
Hampden	Holyoke Police	X	X	X	X	X	X	-	-	-	-
Hampden	Springfield Police	X	X	X	X	X	X	-	X	-	X
Middlesex	Cambridge Police	X	X	X	X	X	X	-	X	-	X
Middlesex	Framingham Police	X	X	X	-	X	X	-	X	-	X
Middlesex	Lowell Police	X	X	X	X	X	-	-	X	-	X
Middlesex	Malden Police	X	X	X	X	X	X	-	X	-	X
Middlesex	Medford Police	X	X	X	X	X	X	-	X	-	X
Middlesex	Newton Police	X	X	X	X	X	X	X	X	-	X
Middlesex	Somerville Police	X	X	X	X	X	X	-	X	-	X
Middlesex	Waltham Police	X	X	X	X	X	X	-	X	-	X



Table 4a. - continued

County	Name of agency	Type of screening method									
		Background investigation	Criminal record check	Driving record check	Drug test	Medical exam	Physical agility test	Psychological screen	Polygraph exam	Voice stress analyzer	Written aptitude test
<b>MASSACHUSETTS (cont.)</b>											
Norfolk	Brookline Police	X	X	X	-	X	X	-	X	-	X
Norfolk	Quincy Police	X	X	X	X	X	X	-	X	-	X
Plymouth	Brockton Police	X	X	X	-	X	X	-	X	-	X
Suffolk	Boston Police	X	X	X	X	X	X	-	X	-	X
Suffolk	Revere Police	X	X	X	X	X	X	-	X	-	X
Worcester	Worcester Police	X	X	X	X	X	X	-	X	-	X
<b>MICHIGAN</b>											
Calhoun	Battle Creek Police	X	X	X	X	X	X	-	X	-	X
Genesee	Flint Police	X	X	X	X	X	X	-	X	-	X
Ingham	Lansing Police	X	X	X	-	X	X	-	X	-	-
Kalamazoo	Kalamazoo Police	X	X	X	X	X	X	-	X	-	X
Kent	Kent County Sheriff	X	X	X	X	X	-	X	-	-	-
Kent	Grand Rapids Police	X	X	X	X	X	X	-	X	-	X
Macomb	Macomb County Sheriff	X	X	X	X	X	X	-	-	-	X
Macomb	Sterling Heights Police	X	X	X	X	X	-	X	-	-	X
Macomb	Warren Police	X	X	X	X	X	X	-	X	-	X
Oakland	Oakland County Sheriff	X	X	X	X	X	X	-	-	-	X
Oakland	Farmington Hills Police	X	X	X	X	X	X	-	X	-	X
Oakland	Pontiac Police	X	X	X	X	X	X	-	X	-	X
Oakland	Southfield Police	X	X	X	X	X	X	-	X	-	X
Oakland	Troy Police	X	X	X	X	X	X	-	X	-	X
Saginaw	Saginaw Police	X	X	X	X	X	X	-	X	-	X
Washtenaw	Washtenaw County Sheriff	X	X	X	X	X	X	-	X	-	X
Washtenaw	Ann Arbor Police	X	X	X	X	X	X	-	X	-	X
Wayne	Wayne County Sheriff	X	X	X	X	X	X	-	X	-	X
Wayne	Dearborn Police	X	X	X	X	X	-	X	-	-	X
Wayne	Detroit Police	X	X	X	X	X	X	-	X	-	X
Wayne	Livonia Police	X	X	X	X	X	X	-	X	-	-
Wayne	Taylor Police	X	X	X	O	X	X	-	X	-	X
Wayne	Westland Police	X	X	X	X	X	X	-	X	-	X
<b>MINNESOTA</b>											
Hennepin	Bloomington Police	X	X	X	-	X	-	-	X	-	-
Hennepin	Minneapolis Police	X	X	X	X	X	X	-	X	-	X
Ramsey	Ramsey County Sheriff	X	X	X	-	X	X	X	X	-	X
Ramsey	St. Paul Police	X	X	-	R	X	-	-	X	-	X
St. Louis	Duluth Police	X	X	X	X	X	X	-	X	-	X
<b>MISSISSIPPI</b>											
Forrest	Hattiesburg Police	X	X	X	X	X	X	X	X	-	X
Harrison	Biloxi Police	X	X	X	X	X	X	X	X	X	X
Harrison	Gulfport Police	X	X	X	X	X	X	X	X	-	X
Hinds	Jackson Police	X	X	X	X	X	X	X	X	-	X
Jackson	Jackson County Sheriff	X	X	X	X	X	X	-	X	-	X
<b>MISSOURI</b>											
Boone	Columbia Police	X	X	X	X	X	X	-	X	-	X
Buchanan	St. Joseph Police	X	X	X	X	X	X	X	X	-	X
Greene	Springfield Police	X	X	X	X	X	X	X	X	-	X
Jackson	Independence Police	X	X	X	X	X	X	X	X	-	X
Jackson	Kansas City Police	X	X	X	X	X	X	X	X	-	X
Jefferson	Jefferson County Sheriff	X	X	X	X	X	-	-	X	-	X
St. Charles	St. Charles County Sheriff	X	X	X	X	-	X	X	X	-	X
St. Louis (city)	St. Louis Police	X	X	X	X	X	X	-	X	-	X
St. Louis	St. Louis County Police	X	X	X	X	X	X	X	X	-	X
<b>MONTANA</b>											
Yellowstone	Billings Police	X	X	X	X	X	X	-	X	-	X
<b>NEBRASKA</b>											
Douglas	Omaha Police	X	X	X	X	X	X	X	X	-	X
Lancaster	Lincoln Police	X	X	X	X	X	X	X	X	-	X
<b>NEVADA</b>											
Clark	Las Vegas Metropolitan Police	X	X	X	X	X	X	X	X	-	X
Clark	North Las Vegas Police	X	X	X	X	X	X	-	X	-	X
Nye	Nye County Sheriff	X	X	X	X	X	-	-	X	-	X
Washoe	Washoe County Sheriff	X	X	X	X	X	X	X	X	-	X
Washoe	Reno Police	X	X	X	X	X	X	X	X	-	X

Table 4a. - continued

County	Name of agency	Type of screening method									
		Background investigation	Criminal record check	Driving record check	Drug test	Medical exam	Physical agility test	Psychological screen	Polygraph exam	Voice stress analyzer	Written aptitude test
<b>NEW HAMPSHIRE</b>											
Hillsborough	Manchester Police	X	X	X	X	X	X	X	X	-	X
Hillsborough	Nashua Police	X	X	X	-	X	X	X	X	-	X
<b>NEW JERSEY</b>											
Atlantic	Atlantic City Police	X	X	X	X	X	-	-	X	-	X
Camden	Camden Police	X	X	X	X	X	X	-	X	-	X
Camden	Cherry Hill Police	X	X	X	X	X	X	-	X	-	X
Essex	Bloomfield Police	X	X	X	X	X	X	-	X	-	X
Essex	East Orange Police	X	X	X	X	X	X	-	X	-	X
Essex	Irvington Police	X	X	X	X	X	X	-	X	-	X
Essex	Newark Police	X	X	X	X	X	X	-	X	-	X
Essex	West Orange Police	X	X	X	X	X	X	-	X	-	X
Hudson	Hudson County Sheriff	X	X	X	X	X	-	-	X	-	X
Hudson	Bayonne Police	X	X	X	X	X	X	-	X	-	X
Hudson	Hoboken Police	X	X	X	X	X	X	-	X	-	X
Hudson	Jersey City Police	X	X	X	X	X	-	-	X	-	X
Hudson	North Bergen Police	X	X	X	X	X	X	-	X	-	X
Hudson	Union City Police	X	X	X	X	X	X	-	X	-	X
Hudson	West New York Police	X	X	X	X	X	X	-	X	-	X
Mercer	Hamilton Police	X	X	X	X	X	-	-	X	-	X
Mercer	Trenton Police	X	X	X	X	X	X	-	X	-	X
Middlesex	Edison Police	X	X	X	X	X	X	-	X	-	X
Middlesex	New Brunswick Police	X	X	X	X	X	-	-	X	-	X
Middlesex	Perth Amboy Police	X	X	X	X	X	X	-	X	-	-
Middlesex	Woodbridge Police	X	X	X	U	X	X	-	X	-	X
Monmouth	Long Branch Police	X	X	X	X	X	X	-	X	-	X
Morris	Parsippany Police	X	X	X	X	X	-	-	X	-	X
Ocean	Brick Township Police	X	X	X	X	X	-	-	X	-	X
Ocean	Dover Township Police	X	X	X	X	X	X	-	X	-	X
Passaic	Passaic County Sheriff	X	X	X	X	X	-	-	X	-	X
Passaic	Clifton Police	X	X	X	X	X	-	-	X	-	X
Passaic	Passaic Police	X	X	X	X	X	-	-	X	-	-
Passaic	Wayne Police	X	X	X	X	X	X	-	X	-	X
Union	Union County Sheriff	X	X	X	X	X	-	-	X	-	X
Union	Elizabeth Police	X	X	X	X	X	-	-	X	-	-
Union	Linden Police	X	X	X	X	X	-	-	X	-	X
Union	Plainfield Police	X	X	X	X	X	-	-	X	-	X
Union	Union Police	X	X	X	X	X	-	-	X	-	-
<b>NEW MEXICO</b>											
Bernalillo	Bernalillo County Sheriff	X	X	X	X	X	X	X	X	-	X
Bernalillo	Albuquerque Police	X	X	X	X	X	X	X	X	-	X
Dona Ana	Las Cruces Police	X	X	X	X	X	X	X	X	-	X
Santa Fe	Santa Fe Police	X	X	X	X	X	X	X	X	-	X
<b>NEW YORK</b>											
Albany	Albany Police	X	X	X	X	X	X	-	X	-	X
Albany	Colonie Police	X	X	X	X	X	X	-	X	-	X
Broome	Binghamton Police	X	X	X	-	X	X	-	X	-	X
Dutchess	Dutchess County Sheriff	X	X	X	X	X	X	X	X	-	X
Erie	Erie County Sheriff	X	X	X	X	X	X	X	X	-	X
Erie	Amherst Police	X	X	X	X	X	X	X	X	-	X
Erie	Buffalo Police	X	X	X	X	X	X	X	X	-	-
Erie	Cheektowaga Police	X	X	X	X	X	X	X	X	-	X
Erie	Tonawanda Police	X	X	X	X	X	X	-	X	-	X
Monroe	Monroe County Sheriff	X	X	X	X	X	X	-	X	-	X
Monroe	Rochester Police	X	X	X	X	X	X	X	X	-	X
Nassau	Nassau County Police	X	X	X	X	X	X	X	X	-	X
Nassau	Hempstead Police	X	X	X	-	X	X	X	X	-	X
New York City	New York City Police	X	X	X	X	X	X	-	X	-	X
Niagara	Niagara County Sheriff	X	X	X	X	X	X	-	X	-	X
Niagara	Niagara Falls Police	X	X	X	X	X	X	-	X	-	X
Onondaga	Onondaga County Sheriff	X	X	X	-	X	X	X	X	-	X
Onondaga	Syracuse Police	X	X	X	X	X	X	X	X	-	X
Oswego	Oswego County Sheriff	X	X	X	-	X	X	X	X	-	X
Rensselaer	Troy Police	X	X	X	R	X	X	-	X	-	-
Rockland	Clarkstown Police	X	X	X	X	X	X	X	X	-	X
Rockland	Ramapo Police	X	X	X	-	X	X	-	X	-	X
Schenectady	Schenectady Police	X	X	X	-	X	X	-	X	-	-
Suffolk	Suffolk County Police	X	X	X	X	X	X	X	X	-	X
Westchester	Westchester County Police	X	X	X	X	X	X	-	X	-	X
Westchester	Greenburgh Police	X	X	X	X	X	X	X	X	-	X
Westchester	Mt. Vernon Police	X	X	X	X	X	X	-	X	-	X
Westchester	New Rochelle Police	X	X	X	X	X	X	-	X	-	X
Westchester	White Plains Police	X	X	X	X	X	X	-	X	-	X
Westchester	Yonkers Police	X	X	X	R	X	X	-	X	-	X

Table 4a. - continued

County	Name of agency	Type of screening method									
		Background investigation	Criminal record check	Driving record check	Drug test	Medical exam	Physical agility test	Psychological screen	Polygraph exam	Voice stress analyzer	Written aptitude test
<b>NORTH CAROLINA</b>											
Alamance	Burlington Police	X	X	X	X	X	X	X	X	-	-
Buncombe	Buncombe County Sheriff	X	X	X	X	X	-	X	X	-	-
Buncombe	Asheville Police	X	X	X	X	X	X	-	X	X	X
Cabarrus	Cabarrus County Sheriff	X	X	X	X	X	X	-	X	-	X
Cumberland	Cumberland County Sheriff	X	X	X	X	X	X	X	X	X	X
Cumberland	Fayetteville Police	X	X	X	X	X	X	-	X	X	X
Durham	Durham Police	X	X	X	X	X	-	X	X	-	X
Forsyth	Winston-Salem Police	X	X	X	X	X	X	X	X	-	X
Gaston	Gaston County Police	X	X	X	X	X	-	-	X	-	X
Gaston	Gastonia Police	X	X	X	X	X	-	X	X	-	-
Guilford	Guilford County Sheriff	X	X	X	X	X	-	-	X	-	X
Guilford	Greensboro Police	X	X	X	X	X	X	X	X	-	X
Guilford	High Point Police	X	X	X	X	X	X	-	X	-	-
Mecklenburg	Charlotte-Mecklenburg Police	X	X	X	R	X	X	X	X	-	X
Nash	Rocky Mount Police	X	X	X	X	X	-	X	X	-	-
New Hanover	Wilmington Police	X	X	X	X	X	X	X	X	-	X
Pitt	Greenville Police	X	X	X	X	X	X	-	X	-	X
Wake	Wake County Sheriff	X	X	X	X	X	-	X	X	-	-
Wake	Raleigh Police	X	X	X	X	X	X	-	X	X	-
<b>OHIO</b>											
Butler	Butler County Sheriff	X	X	X	X	-	-	X	X	-	-
Butler	Hamilton Police	X	X	X	X	X	X	X	X	-	X
Cuyahoga	Cleveland Police	X	X	X	X	X	X	-	X	-	X
Cuyahoga	Euclid Police	X	X	X	X	X	X	X	X	-	-
Franklin	Franklin County Sheriff	X	X	X	X	X	-	X	X	-	X
Franklin	Columbus Police	X	X	X	X	X	-	X	X	-	X
Hamilton	Hamilton County Sheriff	X	X	X	-	X	X	-	X	X	X
Hamilton	Cincinnati Police	X	X	X	X	X	X	X	X	-	X
Lorain	Lorain Police	X	X	X	X	X	X	X	X	-	X
Lucas	Toledo Police	X	X	X	X	X	-	-	X	-	X
Mahoning	Youngstown Police	X	X	X	X	X	X	X	X	-	X
Montgomery	Dayton Police	X	X	X	X	X	-	X	X	-	-
Stark	Canton Police	X	X	X	-	X	X	-	X	-	X
Summit	Akron Police	X	X	X	X	X	X	X	X	-	X
<b>OKLAHOMA</b>											
Cleveland	Norman Police	X	X	X	X	X	X	X	X	-	X
Comanche	Lawton Police	X	X	X	X	X	X	X	X	-	X
Oklahoma	Oklahoma County Sheriff	X	X	X	X	X	X	X	X	-	X
Oklahoma	Oklahoma City Police	X	X	X	X	X	X	X	X	-	X
Tulsa	Tulsa County Sheriff	X	X	X	X	X	X	-	X	-	X
Tulsa	Tulsa Police	X	X	X	O	X	X	-	X	-	X
<b>OREGON</b>											
Clackamas	Clackamas County Sheriff	X	X	X	X	X	-	-	X	-	X
Lane	Lane County Sheriff	X	X	X	X	X	X	-	X	-	X
Lane	Eugene Police	X	X	X	U	X	X	-	X	-	X
Linn	Linn County Sheriff	X	X	X	X	X	-	-	X	-	X
Marion	Salem Police	X	X	X	X	X	-	-	X	-	X
Multnomah	Portland Police	X	X	X	X	X	X	-	X	-	X
Washington	Washington County Sheriff	X	X	X	X	X	X	-	X	-	X
<b>PENNSYLVANIA</b>											
Allegheny	Allegheny County Police	X	X	X	X	X	X	-	X	-	X
Allegheny	Pittsburgh Police	X	X	X	X	X	X	X	X	-	X
Berks	Reading Police	X	X	X	X	X	X	X	X	-	X
Dauphin	Harrisburg Police	X	X	X	X	X	X	X	X	X	X
Delaware	Upper Darby Township Police	X	X	X	X	X	-	X	X	-	X
Erie	Erie Police	X	X	X	X	X	X	X	X	-	X
Lancaster	Lancaster Police	X	X	X	X	X	X	X	X	-	X
Lehigh	Allentown Police	X	X	X	X	X	X	X	X	-	X
Montgomery	Lower Merion Township Police	X	X	X	X	X	-	X	X	-	X
Northampton	Bethlehem Police	X	X	X	-	X	X	X	X	-	X
Philadelphia	Philadelphia Police	X	X	X	X	X	-	X	X	-	X
<b>RHODE ISLAND</b>											
Kent	Warwick Police	X	X	X	U	X	X	-	X	-	X
Providence	Cranston Police	X	X	X	X	X	X	-	X	-	X
Providence	Pawtucket Police	X	X	X	-	X	X	-	X	-	-
Providence	Providence Police	X	X	X	R	X	X	-	X	-	X
Providence	Woonsocket Police	X	X	X	-	X	X	-	X	-	X

Table 4a. - continued

County	Name of agency	Type of screening method									
		Background investigation	Criminal record check	Driving record check	Drug test	Medical exam	Physical agility test	Psychological screen	Polygraph exam	Voice stress analyzer	Written aptitude test
<b>SOUTH CAROLINA</b>											
Anderson	Anderson County Sheriff	X	X	X	X	X	-	X	-	-	-
Beaufort	Beaufort County Sheriff	X	X	X	X	X	X	-	X	-	X
Charleston	Charleston County Sheriff	X	X	X	X	X	X	X	X	-	X
Charleston	Charleston Police	X	X	X	X	X	X	X	X	-	X
Greenville	Greenville County Sheriff	X	X	X	X	X	X	X	X	-	-
Greenville	Greenville Police	X	X	X	X	X	X	X	X	-	X
Horry	Horry County Police	X	X	X	X	X	X	-	-	-	X
Horry	Myrtle Beach Police	X	X	X	X	X	X	-	-	-	-
Richland	Richland County Sheriff	X	X	X	X	-	-	X	X	-	-
Richland	Columbia Police	X	X	X	X	-	-	X	X	-	X
Spartanburg	Spartanburg County Sheriff	X	X	X	X	X	X	X	X	-	X
Spartanburg	Spartanburg Police	X	X	X	X	X	X	X	X	-	X
<b>SOUTH DAKOTA</b>											
Minnehaha	Sioux Falls Police	X	X	X	X	X	-	-	X	-	X
<b>TENNESSEE</b>											
Davidson	Nashville Metropolitan Police	X	X	X	X	X	X	X	X	-	X
Hamilton	Hamilton County Sheriff	X	X	X	X	X	-	-	X	-	X
Hamilton	Chattanooga Police	---	---	---	---	---	---	---	---	---	---
Knox	Knox County Sheriff	X	X	X	X	-	-	-	-	-	X
Knox	Knoxville Police	X	X	X	X	X	X	X	X	-	X
Madison	Jackson Police	X	X	X	X	X	-	-	X	-	X
Montgomery	Clarksville Police	X	X	X	X	X	X	-	X	-	X
Rutherford	Murfreesboro Police	X	X	X	X	X	X	-	X	-	-
Shelby	Memphis Police	X	X	X	X	X	-	-	X	-	X
Sullivan	Sullivan County Sheriff	X	X	X	X	X	X	-	X	-	X
Washington	Johnson City Police	X	X	X	X	X	X	X	X	-	X
<b>TEXAS</b>											
Bell	Killeen Police	X	X	X	X	X	-	X	X	-	-
Bell	Temple Police	X	X	X	X	X	X	X	X	-	X
Bexar	Bexar County Sheriff	X	X	X	X	X	X	-	X	-	X
Bexar	San Antonio Police	-	X	X	X	X	X	X	X	-	X
Cameron	Brownsville Police	X	X	X	X	X	-	-	X	-	X
Cameron	Harlingen Police	X	X	X	U	X	X	-	X	-	X
Collin	Plano Police	X	X	X	X	X	-	X	X	-	X
Dallas	Carrollton Police	X	X	X	X	X	X	X	X	-	X
Dallas	Dallas Police	X	X	X	X	X	X	X	X	-	X
Dallas	Garland Police	X	X	X	X	X	X	X	X	-	X
Dallas	Grand Prairie Police	X	X	X	X	X	X	X	X	-	X
Dallas	Irving Police	X	X	X	X	X	X	X	X	-	X
Dallas	Mesquite Police	X	X	X	X	X	X	X	X	-	-
Dallas	Richardson Police	X	X	X	X	X	X	X	X	-	X
Denton	Denton Police	X	X	X	X	X	-	X	X	-	-
Ector	Odessa Police	X	X	X	X	X	-	X	X	-	-
El Paso	El Paso Police	X	X	X	X	X	X	-	X	-	X
Fort Bend	Fort Bend County Sheriff	X	X	X	X	X	-	-	X	-	X
Gregg	Longview Police	X	X	X	X	X	X	X	X	-	X
Harris	Harris County Sheriff	X	X	X	X	X	X	X	X	-	X
Harris	Baytown Police	X	X	X	X	X	-	X	X	-	X
Harris	Houston Police	X	X	X	X	X	X	X	X	-	X
Harris	Pasadena Police	X	X	X	X	X	X	X	X	-	X
Hidalgo	Hidalgo County Sheriff	X	X	X	X	X	-	-	X	-	X
Hidalgo	McAllen Police	X	X	X	X	X	X	X	X	-	X
Jefferson	Beaumont Police	X	X	X	X	X	X	X	X	-	X
Jefferson	Port Arthur Police	X	X	X	X	X	X	X	X	-	X
Lubbock	Lubbock Police	X	X	X	X	X	X	X	X	-	X
McLennan	Waco Police	X	X	X	X	X	X	X	X	-	X
Midland	Midland Police	X	X	X	X	X	X	X	X	-	X
Nueces	Corpus Christi Police	X	X	X	X	X	X	X	X	-	X
Potter	Amarillo Police	X	X	X	X	X	X	X	X	-	X
Smith	Tyler Police	X	X	X	X	X	X	X	X	-	X
Tarrant	Tarrant County Sheriff	X	X	X	X	X	-	-	X	-	-
Tarrant	Arlington Police	X	X	X	X	X	X	X	X	-	X
Tarrant	Fort Worth Police	X	X	X	X	-	X	X	X	-	X
Taylor	Abilene Police	X	X	X	X	X	X	X	X	-	X
Tom Green	San Angelo Police	X	X	X	X	X	-	X	X	-	X
Travis	Travis County Sheriff	X	X	X	X	X	X	-	X	-	X
Travis	Austin Police	X	X	X	X	X	X	-	X	-	X
Webb	Laredo Police	X	X	X	X	X	X	X	X	-	X
Wichita	Wichita Falls Police	X	X	X	X	X	X	X	X	-	X
Williamson	Williamson County Sheriff	X	X	X	X	X	X	-	X	-	X

**Table 4a. - continued**

County	Name of agency	Type of screening method										
		Background investigation	Criminal record check	Driving record check	Drug test	Medical exam	Physical agility test	Psychological screen	Polygraph exam	Voice stress analyzer	Written aptitude test	
<b>UTAH</b>												
Salt Lake	Salt Lake City Police	X	X	X	X	X	X	X	X	X	-	X
Salt Lake	West Valley City Police	X	X	X	X	X	-	X	X	-	-	X
Weber	Ogden Police	X	X	X	X	X	X	-	-	-	-	X
<b>VIRGINIA</b>												
Alexandria(city)	Alexandria Police	X	X	X	X	X	-	X	X	-	-	X
Arlington	Arlington County Police	X	X	X	X	X	X	X	X	-	-	-
Chesapeake(city)	Chesapeake Police	X	X	X	X	X	X	X	X	-	-	X
Chesterfield	Chesterfield County Police	X	X	X	X	X	X	X	X	-	-	X
Danville(city)	Danville Police	X	X	X	X	X	-	X	X	-	-	X
Fairfax	Fairfax County Police	X	X	X	X	X	X	X	X	-	-	X
Hampton(city)	Hampton Police	X	X	X	X	X	X	X	X	-	-	-
Hanover	Hanover County Sheriff	X	X	X	R	X	X	X	X	-	-	X
Henrico	Henrico County Police	X	X	X	X	X	X	X	X	-	-	X
Loudoun	Loudoun County Sheriff	X	X	X	X	X	-	X	X	-	-	X
Lynchburg(city)	Lynchburg Police	X	X	X	X	X	X	X	X	-	-	X
Newport News(city)	Newport News Police	X	X	X	O	X	X	X	X	-	-	X
Norfolk(city)	Norfolk Police	X	X	X	X	X	X	X	X	-	-	X
Petersburg(city)	Petersburg Police	X	X	X	X	X	X	-	-	-	-	-
Portsmouth(city)	Portsmouth Police	X	X	X	X	X	X	X	-	-	-	X
Prince William	Prince William County Police	X	X	X	X	X	-	X	X	-	-	X
Richmond(city)	Richmond Police	X	X	X	X	X	X	X	X	-	-	X
Roanoke(city)	Roanoke Police	X	X	X	X	X	X	X	X	-	-	X
Suffolk(city)	Suffolk Police	X	X	X	X	X	X	X	X	-	-	X
Virginia Beach(city)	Virginia Beach Police	X	X	X	X	X	X	X	X	-	-	X
<b>WASHINGTON</b>												
Clark	Clark County Sheriff	X	X	X	X	X	X	X	X	-	-	X
Clark	Vancouver Police	X	X	X	X	X	X	X	X	-	-	X
King	King County Sheriff	X	X	X	X	X	X	X	X	-	-	X
King	Bellevue Police	X	X	X	-	X	X	X	X	-	-	X
King	Kent Police	X	X	X	-	X	X	X	X	-	-	X
King	Seattle Police	X	X	X	X	X	X	X	X	-	-	X
Pierce	Pierce County Sheriff	X	X	X	X	X	X	X	X	-	-	X
Pierce	Tacoma Police	X	X	X	X	X	X	X	X	-	-	X
Snohomish	Snohomish County Sheriff	X	X	X	X	X	X	X	X	-	-	X
Snohomish	Everett Police	X	X	X	X	X	X	X	X	-	-	X
Spokane	Spokane County Sheriff	X	X	X	X	X	X	X	X	-	-	X
Spokane	Spokane Police	X	X	X	X	X	X	X	X	-	-	X
Thurston	Thurston County Sheriff	X	X	X	O	X	X	X	X	-	-	X
Yakima	Yakima Police	X	X	X	X	X	X	X	X	-	-	X
<b>WEST VIRGINIA</b>												
Cabell	Huntington Police	X	X	X	X	X	X	X	X	-	-	X
Kanawha	Charleston Police	X	X	X	X	X	X	X	X	-	-	X
<b>WISCONSIN</b>												
Brown	Brown County Sheriff	X	X	X	X	X	X	X	X	-	-	-
Brown	Green Bay Police	X	X	X	X	X	X	X	X	-	-	X
Dane	Dane County Sheriff	X	X	X	X	X	-	-	X	-	-	X
Dane	Madison Police	X	X	X	X	X	X	-	X	-	-	X
Kenosha	Kenosha Police	X	X	X	X	X	X	-	X	-	-	X
Milwaukee	Milwaukee County Sheriff	X	X	X	X	X	X	-	X	-	-	X
Milwaukee	Milwaukee Police	X	X	X	X	X	X	-	-	-	-	X
Milwaukee	West Allis Police	X	X	X	X	X	X	-	X	-	-	X
Outgamie	Appleton Police	X	X	X	X	X	X	X	X	-	-	-
Racine	Racine Police	X	X	X	X	X	X	-	-	-	-	X
Waukesha	Waukesha County Sheriff	X	X	X	X	X	-	X	X	-	-	X

Note: List of screening methods is not intended to be exhaustive.

Codes for screening methods are as follows:

- "X"=Agency uses that screening method
- "-"=Agency does not use that screening method

Codes for drug testing are as follows:

- "X"=All applicants are tested
- "R"=Randomly selected applicants are tested
- "U"=Applicants suspected of drug use are tested
- "O"=Other method is used to select applicants to be tested

--Data were not provided by an agency.

**Table 5a. Education, residency, and training requirements in local law enforcement agencies, 1997**

County	Name of agency	Requirements for new officer recruits								Annual in-service training hours required of field/patrol officers
		Minimum educational level required				Residency required	Hours of training required			
		4-year degree	2-year degree	Some college*	H.S. diploma		Total	Class	Field	
<b>ALABAMA</b>										
Etowah	Gadsden Police	-	-	-	X	C	1,160	480	680	40
Houston	Dothan Police	-	-	-	X	D	1,020	280	740	96
Jefferson	Jefferson County Sheriff	-	-	-	X	-	1,040	480	560	12
Jefferson	Bessemer Police	-	-	-	X	-	840	840	0	48
Jefferson	Birmingham Police	-	-	-	X	-	1,120	640	480	12
Jefferson	Hoover Police	-	-	-	X	-	1,140	740	400	12
Madison	Huntsville Police	-	-	X	-	-	1,240	760	480	40
Mobile	Mobile County Sheriff	-	-	-	X	S	680	480	200	12
Mobile	Mobile Police	-	-	-	X	M	1,200	720	480	24
Montgomery	Montgomery County Sheriff	-	-	-	X	-	---	---	---	12
Montgomery	Montgomery Police	-	-	-	X	S	---	800	---	12
Morgan	Decatur Police	-	-	-	X	-	1,760	800	960	40
Tuscaloosa	Tuscaloosa Police	-	-	-	X	-	1,240	760	480	72
<b>ALASKA</b>										
Anchorage	Anchorage Police	-	-	-	X	S	1,320	760	560	---
<b>ARIZONA</b>										
Maricopa	Maricopa County Sheriff	-	-	-	X	S	1,240	680	560	16
Maricopa	Chandler Police	-	-	-	X	D	1,200	640	560	8
Maricopa	Glendale Police	-	-	-	X	-	960	560	400	8
Maricopa	Mesa Police	-	-	-	X	S	1,440	800	640	16
Maricopa	Phoenix Police	-	-	-	X	M	1,160	640	520	8
Maricopa	Scottsdale Police	-	-	X	-	-	680	120	560	24
Maricopa	Tempe Police	-	X	-	-	-	1,360	800	560	3
Pima	Pima County Sheriff	-	-	-	X	S	1,200	720	480	24
Pima	Tucson Police	-	-	-	X	-	1,240	720	520	8
Pinal	Pinal County Sheriff	-	-	-	X	S	---	---	240	28
Yuma	Yuma Police	-	-	-	X	D	825	585	240	8
<b>ARKANSAS</b>										
Jefferson	Pine Bluff Police	-	-	-	X	D	1,080	600	480	12
Pulaski	Pulaski County Sheriff	-	-	-	X	S	---	800	---	---
Pulaski	Little Rock Police	-	-	-	X	-	1,280	800	480	40
Pulaski	North Little Rock Police	-	-	-	X	S	1,480	520	960	40
Sebastian	Fort Smith Police	-	-	-	X	-	960	480	480	96
<b>CALIFORNIA</b>										
Alameda	Alameda County Sheriff	-	-	-	X	-	2,165	1,176	989	---
Alameda	Alameda Police	-	-	-	X	D	1,280	800	480	0
Alameda	Berkeley Police	-	X	-	-	D	1,520	880	640	12
Alameda	Fremont Police	-	-	X	-	A	1,098	900	198	66
Alameda	Hayward Police	-	-	-	X	-	800	200	600	6
Alameda	Oakland Police	-	-	-	X	D	1,652	1,052	600	40
Contra Costa	Contra Costa County Sheriff	-	-	-	X	-	940	500	440	24
Contra Costa	Concord Police	-	-	X	-	-	---	---	---	0
Contra Costa	Richmond Police	-	-	X	-	-	---	---	---	20
El Dorado	El Dorado County Sheriff	-	-	-	X	-	640	320	320	12
Fresno	Fresno County Sheriff	-	-	X	-	S	1,360	720	640	30
Fresno	Fresno Police	-	-	-	X	-	1,520	800	720	12
Kern	Kern County Sheriff	-	-	-	X	-	1,504	784	720	12
Kern	Bakersfield Police	-	-	-	X	D	1,336	736	600	16
Los Angeles	Los Angeles County Sheriff	-	-	-	X	-	1,879	919	960	40
Los Angeles	Beverly Hills Police	-	-	X	-	-	---	---	---	---
Los Angeles	Burbank Police	-	-	-	X	D	1,898	858	1,040	48
Los Angeles	Compton Police	-	-	-	X	M	700	350	350	12
Los Angeles	Culver City Police	-	-	-	X	S	882	858	24	24
Los Angeles	Downey Police	-	-	-	X	-	1,600	960	640	12
Los Angeles	El Monte Police	-	-	-	X	-	1,500	900	600	120
Los Angeles	Glendale Police	-	X	-	-	A	1,120	640	480	24
Los Angeles	Inglewood Police	-	-	-	X	-	1,840	640	1,200	12
Los Angeles	Long Beach Police	-	-	-	X	-	1,660	960	700	32
Los Angeles	Los Angeles Police	-	-	-	X	-	1,064	1,064	0	12
Los Angeles	Pasadena Police	-	-	-	X	-	---	700	---	---
Los Angeles	Pomona Police	-	-	-	X	-	1,680	800	880	12
Los Angeles	Santa Monica Police	-	-	-	X	S	1,023	853	170	80
Los Angeles	Torrance Police	-	-	-	X	-	1,798	1,000	798	6
Los Angeles	West Covina Police	-	-	X	-	S	---	---	---	48
Los Angeles	Whittier Police	-	-	-	X	-	---	---	---	12
Marin	Marin County Sheriff	-	-	-	X	S	896	784	112	48
Monterey	Monterey County Sheriff	-	-	-	X	-	---	---	---	12
Monterey	Salinas Police	-	-	-	X	S	1,480	800	680	40
Orange	Orange County Sheriff-Coroner	-	-	-	X	-	1,432	952	480	12
Orange	Anaheim Police	-	-	-	X	-	1,620	980	640	12
Orange	Costa Mesa Police	-	-	-	X	-	1,320	840	480	12
Orange	Fullerton Police	-	-	-	X	-	1,432	952	480	24
Orange	Garden Grove Police	-	-	-	X	-	1,446	966	480	12
Orange	Huntington Beach Police	-	-	-	X	-	---	---	---	---

Table 5a. - continued

County	Name of agency	Requirements for new officer recruits								Annual in-service training hours required of field/ patrol officers
		Minimum educational level required				Residency required	Hours of training required			
		4-year degree	2-year degree	Some college*	H.S. diploma		Total	Class	Field	
<b>CALIFORNIA (cont.)</b>										
Orange	Irvine Police	-	X	-	-	-	1,512	952	560	40
Orange	Newport Beach Police	-	-	-	X	-	1,592	952	640	12
Orange	Orange Police	-	-	-	X	S	960	960	0	6
Orange	Santa Ana Police	-	-	-	X	S	1,744	944	800	12
Placer	Placer County Sheriff	-	-	-	X	-	1,330	850	480	40
Riverside	Riverside County Sheriff	-	-	-	X	-	1,520	880	640	12
Riverside	Corona Police	-	-	-	X	S	1,600	800	800	12
Riverside	Riverside Police	-	-	-	X	S	---	---	---	12
Sacramento	Sacramento County Sheriff	-	-	-	X	-	---	---	---	---
Sacramento	Sacramento Police	-	-	X	-	D	4,440	920	3,520	24
San Bernardino	San Bernardino County Sheriff	-	-	-	X	-	---	---	---	24
San Bernardino	Fontana Police	-	-	X	-	S	1,848	888	960	12
San Bernardino	Ontario Police	-	-	-	X	S	1,264	664	600	6
San Bernardino	Rialto Police	-	-	-	X	D	640	0	640	12
San Bernardino	San Bernardino Police	-	-	-	X	-	1,120	640	480	8
San Diego	San Diego County Sheriff	-	-	-	X	-	929	718	211	12
San Diego	Chula Vista Police	-	-	-	X	-	1,223	943	280	12
San Diego	El Cajon Police	-	-	-	X	-	1,640	1,160	480	96
San Diego	Escondido Police	-	-	-	X	-	1,880	1,000	880	24
San Diego	Oceanside Police	-	X	-	-	D	1,400	800	600	24
San Diego	San Diego Police	-	-	-	X	S	1,648	928	720	15
San Francisco	San Francisco Police	-	-	-	X	A	1,701	1,061	640	40
San Joaquin	San Joaquin County Sheriff	-	-	-	X	-	1,010	50	960	24
San Joaquin	Stockton Police	-	-	-	X	D	1,384	664	720	6
San Luis Obispo	San Luis Obispo County Sheriff	-	-	-	X	-	1,720	880	840	12
San Mateo	San Mateo County Sheriff	-	-	-	X	-	1,474	850	624	12
San Mateo	Daly City Police	-	-	-	X	-	1,464	904	560	24
San Mateo	San Mateo Police	-	-	X	-	-	1,420	860	560	12
Santa Barbara	Santa Barbara County Sheriff	-	-	-	X	S	1,760	960	800	30
Santa Barbara	Santa Barbara Police	-	-	-	X	-	1,397	917	480	12
Santa Clara	Santa Clara County Sheriff	-	-	X	-	-	---	---	---	12
Santa Clara	San Jose Police	-	-	X	-	D	1,440	840	600	20
Santa Clara	Santa Clara Police	-	-	X	-	-	1,480	800	680	20
Santa Clara	Sunnyvale Police	-	-	X	-	D	480	80	400	90
Santa Cruz	Santa Cruz County Sheriff	-	-	-	X	D	2,340	800	1,540	120
Shasta	Shasta County Sheriff	-	-	-	X	S	900	600	300	24
Solano	Vallejo Police	-	-	-	X	-	240	0	240	12
Sonoma	Sonoma County Sheriff-Coroner	-	-	-	X	-	560	80	480	40
Sonoma	Santa Rosa Police	-	-	-	X	-	1,360	720	640	96
Stanislaus	Stanislaus County Sheriff	-	-	-	X	S	32	16	16	0
Stanislaus	Modesto Police	-	-	X	-	-	1,440	800	640	48
Tulare	Tulare County Sheriff	-	-	-	X	S	1,210	810	400	12
Ventura	Ventura County Sheriff	-	-	-	X	-	1,557	917	640	16
Ventura	Simi Valley Police	-	-	-	X	S	1,515	795	720	12
Ventura	Ventura Police	-	-	-	X	D	---	---	---	---
<b>COLORADO</b>										
Adams	Adams County Sheriff	-	-	-	X	-	480	40	440	120
Adams	Westminster Police	-	-	-	X	-	770	320	450	40
Arapahoe	Aurora Police	-	-	X	-	-	1,392	832	560	40
Boulder	Boulder County Sheriff	-	-	-	X	-	1,040	480	560	25
Boulder	Boulder Police	-	X	-	-	-	---	640	---	80
Denver	Denver Police	-	-	-	X	M	---	---	---	16
Douglas	Douglas County Sheriff	-	-	-	X	D	785	385	400	90
El Paso	El Paso County Sheriff	-	-	-	X	-	560	480	80	120
El Paso	Colorado Springs Police	-	-	X	-	-	1,280	720	560	32
Jefferson	Jefferson County Sheriff	-	-	-	X	-	1,040	480	560	96
Jefferson	Arvada Police	X	-	-	-	-	960	480	480	40
Jefferson	Lakewood Police	X	-	-	-	D	1,280	720	560	40
Larimer	Larimer County Sheriff	-	-	-	X	C	400	40	360	120
Larimer	Fort Collins Police	-	-	X	-	-	880	280	600	0
Pueblo	Pueblo Police	-	-	-	X	-	1,040	480	560	40
<b>CONNECTICUT</b>										
Fairfield	Bridgeport Police	-	-	-	X	-	2,424	996	1,428	13
Fairfield	Danbury Police	-	-	-	X	-	1,020	540	480	13
Fairfield	Greenwich Police	-	-	-	X	-	---	---	---	13
Fairfield	Norwalk Police	-	-	-	X	S	520	480	40	13
Fairfield	Stamford Police	-	-	X	-	-	1,360	1,000	360	13
Hartford	Bristol Police	-	-	-	X	-	960	480	480	13
Hartford	East Hartford Police	-	-	-	X	D	1,015	559	456	49
Hartford	Hartford Police	-	-	-	X	M	1,024	920	104	13
Hartford	Manchester Police	-	-	-	X	-	1,090	530	560	40
Hartford	New Britain Police	-	-	-	X	D	560	480	80	40
New Haven	Meriden Police	-	-	-	X	S	1,200	720	480	13
New Haven	Milford Police	-	-	-	X	D	632	512	120	28
New Haven	New Haven Police	-	-	-	X	D	1,120	800	320	13
New Haven	Waterbury Police	-	-	-	X	-	680	640	40	13
New Haven	West Haven Police	-	-	-	X	D	1,200	800	400	13

**Table 5a. - continued**

County	Name of agency	Requirements for new officer recruits								Annual in-service training hours required of field/patrol officers
		Minimum educational level required				Residency required	Hours of training required			
		4-year degree	2-year degree	Some college*	H.S. diploma		Total	Class	Field	
<b>DELAWARE</b>										
New Castle	New Castle County Police	-	-	X	-	-	1,540	840	700	40
New Castle	Wilmington Police	-	-	-	X	M	1,520	880	640	30
<b>DISTRICT OF COLUMBIA</b>										
Washington, DC	Washington Metropolitan Police	-	-	-	X	D	1,053	973	80	0
<b>FLORIDA</b>										
Alachua	Alachua County Sheriff	-	-	-	X	C	---	---	---	10
Alachua	Gainesville Police	-	X	-	-	D	1,250	690	560	96
Bay	Bay County Sheriff	-	-	X	-	C	480	0	480	96
Brevard	Brevard County Sheriff	-	-	-	X	D	1,280	720	560	10
Brevard	Melbourne Police	-	-	-	X	-	1,360	800	560	40
Brevard	Palm Bay Police	-	-	-	X	S	640	40	600	24
Broward	Broward County Sheriff	-	-	-	X	-	1,100	740	360	---
Broward	Coral Springs Police	-	-	X	-	-	1,280	800	480	40
Broward	Davie Police	-	-	-	X	D	1,215	735	480	10
Broward	Fort Lauderdale Police	-	-	-	X	-	1,320	680	640	10
Broward	Hollywood Police	-	-	-	X	-	---	---	---	---
Broward	Margate Police	-	-	-	X	D	1,440	720	720	48
Broward	Miramar Police	-	-	-	X	-	480	0	480	10
Broward	Pembroke Pines Police	-	-	-	X	-	1,204	804	400	10
Broward	Plantation Police	-	-	-	X	-	1,287	807	480	---
Broward	Pompano Beach Police	-	-	-	X	D	1,340	780	560	10
Broward	Sunrise Police	-	-	-	X	S	---	---	---	0
Charlotte	Charlotte County Sheriff	-	-	-	X	C	1,316	728	588	40
Citrus	Citrus County Sheriff	-	-	-	X	C	1,100	620	480	10
Clay	Clay County Sheriff	-	-	-	X	-	1,300	700	600	96
Collier	Collier County Sheriff	-	-	-	X	-	---	---	---	24
Dade	Metro-Dade Police	-	-	-	X	C	1,240	1,120	120	10
Dade	Coral Gables Police	-	-	X	-	-	960	400	560	96
Dade	Hialeah Police	-	-	-	X	M	720	80	640	10
Dade	Miami Police	-	-	-	X	-	1,480	840	640	192
Dade	Miami Beach Police	-	-	-	X	-	920	680	240	10
Duval	Jacksonville Sheriff	-	X	-	-	-	1,380	820	560	32
Escambia	Escambia County Sheriff	-	-	-	X	-	640	200	440	10
Escambia	Pensacola Police	-	-	-	X	-	840	520	320	84
Hernando	Hernando County Sheriff	-	-	-	X	C	1,484	604	880	12
Hillsborough	Hillsborough County Sheriff	-	-	-	X	C	1,224	720	504	10
Hillsborough	Tampa Police	-	X	-	-	-	992	160	832	40
Indian River	Indian River County Sheriff	-	-	-	X	C	1,160	640	520	24
Lake	Lake County Sheriff	-	-	-	X	C	---	---	516	---
Lee	Lee County Sheriff	-	-	-	X	C	1,224	720	504	20
Lee	Cape Coral Police	-	-	X	-	A	---	---	---	---
Lee	Fort Myers Police	-	-	-	X	D	1,080	600	480	120
Leon	Leon County Sheriff	-	-	X	-	C	---	---	---	---
Leon	Tallahassee Police	-	X	-	-	S	1,010	450	560	10
Manatee	Manatee County Sheriff	-	-	-	X	S	1,503	815	688	40
Marion	Marion County Sheriff	-	-	-	X	C	1,120	640	480	40
Marion	Ocala Police	-	-	-	X	C	1,040	520	520	96
Martin	Martin County Sheriff	-	-	-	X	-	700	0	700	40
Monroe	Monroe County Sheriff	-	-	-	X	C	1,164	744	420	40
Okaloosa	Okaloosa County Sheriff	-	-	-	X	S	980	620	360	0
Orange	Orange County Sheriff	-	-	-	X	A	1,280	800	480	10
Orange	Orlando Police	-	-	-	X	D	1,460	780	680	40
Osceola	Osceola County Sheriff	-	-	-	X	C	1,151	511	640	10
Palm Beach	Palm Beach County Sheriff	-	X	-	-	-	704	600	104	40
Palm Beach	Boca Raton Police	-	X	-	-	S	1,040	640	400	32
Palm Beach	Boynton Beach Police	-	-	-	X	S	880	800	80	0
Palm Beach	Delray Beach Police	-	-	-	X	D	1,285	805	480	40
Palm Beach	West Palm Beach Police	-	-	X	-	D	1,440	880	560	20
Pasco	Pasco County Sheriff	-	-	-	X	A	767	130	637	32
Pinellas	Pinellas County Sheriff	-	-	-	X	C	560	120	440	36
Pinellas	Clearwater Police	-	-	X	-	A	760	200	560	40
Pinellas	Largo Police	X	-	-	-	D	800	400	400	10
Pinellas	St. Petersburg Police	-	-	X	-	D	1,280	720	560	10
Polk	Polk County Sheriff	-	-	-	X	C	1,244	644	600	10
Polk	Lakeland Police	-	-	-	X	D	---	---	---	40
St. John	St. John County Sheriff	-	-	-	X	C	1,199	799	400	48
St. Lucie	St. Lucie County Sheriff	-	-	-	X	D	364	44	320	44
St. Lucie	Fort Pierce Police	-	-	-	X	-	1,220	740	480	16
St. Lucie	Port St. Lucie Police	-	-	-	X	-	500	20	480	40
Santa Rosa	Santa Rosa County Sheriff	-	-	-	X	A	1,080	600	480	0
Sarasota	Sarasota County Sheriff	-	X	-	-	C	720	80	640	120
Sarasota	Sarasota Police	-	-	-	X	-	1,208	648	560	80
Seminole	Seminole County Sheriff	-	-	-	X	-	---	---	---	---
Volusia	Volusia County Sheriff	-	-	-	X	-	752	320	432	8
Volusia	Daytona Beach Police	-	-	-	X	D	640	160	480	---



Table 5a. - continued

County	Name of agency	Requirements for new officer recruits								Annual in-service training hours required of field/ patrol officers
		Minimum educational level required				Residency required	Hours of training required			
		4-year degree	2-year degree	Some college*	H.S. diploma		Total	Class	Field	
<b>GEORGIA</b>										
Bibb	Bibb County Sheriff	-	-	-	X	-	---	---	---	20
Bibb	Macon Police	-	-	-	X	D	1,360	880	480	40
Chatham	Chatham County Police	-	-	-	X	-	560	320	240	36
Chatham	Savannah Police	-	-	-	X	-	600	360	240	20
Cherokee	Cherokee County Sheriff	-	-	-	X	-	960	400	560	40
Clarke	Athens-Clarke County Police	-	-	-	X	-	760	360	400	20
Clayton	Clayton County Police	-	-	-	X	S	880	400	480	20
Cobb	Cobb County Police	-	-	-	X	-	1,680	880	800	40
Cobb	Cobb County Sheriff	-	-	-	X	-	1,360	320	1,040	20
Cobb	Marietta Police	-	-	-	X	-	1,200	720	480	20
Columbia	Columbia County Sheriff	-	X	-	-	D	1,568	320	1,248	40
De Kalb	De Kalb County Police	-	-	-	X	-	930	610	320	20
Dougherty	Albany Police	-	-	-	X	-	456	360	96	20
Douglas	Douglas County Sheriff	-	-	-	X	-	1,120	400	720	40
Fulton	Fulton County Police	-	X	-	-	-	920	400	520	40
Fulton	Atlanta Police	-	-	-	X	-	1,180	940	240	20
Fulton	East Point Police	-	-	-	X	S	---	---	---	---
Gwinnett	Gwinnett County Police	-	-	-	X	S	1,206	720	486	20
Hall	Hall County Sheriff	-	-	-	X	-	800	80	720	20
Muscogee	Columbus Police	-	X	-	-	-	1,104	704	400	32
Richmond	Augusta-Richmond Co. Sheriff	-	-	-	X	-	---	---	---	20
<b>HAWAII</b>										
Hawaii	Hawaii County Police	-	-	-	X	S	1,440	880	560	16
Honolulu	Honolulu Police	-	-	-	X	S	1,032	532	500	32
Kauai	Kauai County Police	-	-	-	X	S	1,320	720	600	96
Maui	Maui County Police	-	-	-	X	S	1,460	900	560	40
<b>IDAHO</b>										
Ada	Ada County Sheriff	-	-	-	X	-	730	380	350	30
Ada	Boise Police	-	-	X	-	-	1,280	800	480	40
<b>ILLINOIS</b>										
Champaign	Champaign Police	-	-	-	X	-	1,260	540	720	0
Cook	Cook County Sheriff	-	-	-	X	-	800	400	400	40
Cook	Arlington Heights Police	-	-	X	-	-	1,000	400	600	0
Cook	Chicago Police	-	-	X	-	M	800	400	400	2
Cook	Cicero Police	-	-	-	X	M	880	400	480	12
Cook	Evanston Police	-	-	X	-	D	920	400	520	8
Cook	Oak Lawn Police	-	-	-	X	-	960	400	560	0
Cook	Oak Park Police	-	X	-	-	S	512	400	112	30
Cook	Schaumburg Police	-	X	-	-	-	880	400	480	---
Cook	Skokie Police	-	X	-	-	A	1,164	604	560	40
Du Page	Naperville Police	-	-	-	X	-	580	140	440	40
Kane	Aurora Police	-	-	-	X	-	1,024	480	544	0
Kane	Elgin Police	-	-	-	X	M	960	480	480	40
Lake	Lake County Sheriff	-	-	X	-	-	840	400	440	32
Lake	Waukegan Police	-	-	-	X	M	880	400	480	32
Macon	Decatur Police	-	X	-	-	M	1,040	480	560	40
Peoria	Peoria Police	-	-	-	X	M	1,080	480	600	40
Sangamon	Springfield Police	-	-	-	X	M	1,160	560	600	48
Will	Will County Sheriff	-	-	-	X	C	820	420	400	36
Will	Joliet Police	-	-	-	X	M	1,080	480	600	40
Winnebago	Winnebago County Sheriff	-	-	-	X	C	---	---	480	30
Winnebago	Rockford Police	-	-	-	X	M	1,720	920	800	0
<b>INDIANA</b>										
Allen	Fort Wayne Police	-	-	X	-	S	1,800	840	960	16
Delaware	Muncie Police	-	-	-	X	C	124	40	84	96
Elkhart	Elkhart Police	-	-	-	X	D	232	160	72	16
Howard	Kokomo Police	-	-	-	X	A	1,000	250	750	16
Lake	Lake County Sheriff	-	-	-	X	C	520	40	480	16
Lake	East Chicago Police	-	-	-	X	C	800	480	320	16
Lake	Gary Police	-	-	-	X	D	1,622	480	1,142	16
Lake	Hammond Police	-	-	-	X	D	980	500	480	16
Madison	Anderson Police	-	-	-	X	A	960	480	480	18
Marion	Marion County Sheriff	-	-	-	X	S	800	480	320	16
Marion	Indianapolis Police	-	-	-	X	C	1,568	752	816	16
St. Joseph	South Bend Police	-	-	-	X	A	480	480	---	16
Vanderburgh	Vanderburgh County Sheriff	-	-	X	-	C	2,160	480	1,680	16
Vanderburgh	Evansville Police	-	-	-	X	A	280	224	56	32
Vigo	Terre Haute Police	-	-	-	X	D	560	560	---	16

**Table 5a. - continued**

County	Name of agency	Requirements for new officer recruits								Annual in-service training hours required of field/ patrol officers
		Minimum educational level required				Residency required	Hours of training required			
		4-year degree	2-year degree	Some college*	H.S. diploma		Total	Class	Field	
<b>IOWA</b>										
Black Hawk	Waterloo Police	-	-	-	X	D	424	40	384	96
Linn	Cedar Rapids Police	-	-	-	X	S	1,280	640	640	40
Polk	Des Moines Police	-	-	X	-	D	836	716	120	24
Scott	Davenport Police	-	-	-	X	C	544	24	520	45
Woodbury	Sioux City Police	-	-	X	-	D	1,120	480	640	40
<b>KANSAS</b>										
Douglas	Lawrence Police	-	-	-	X	-	1,600	880	720	40
Johnson	Johnson County Sheriff	-	-	-	X	C	520	320	200	40
Johnson	Olathe Police	-	-	-	X	D	960	320	640	40
Johnson	Overland Park Police	-	-	-	X	C	960	480	480	40
Sedgwick	Sedgwick County Sheriff	-	-	-	X	D	1,160	840	320	40
Sedgwick	Wichita Police	-	-	-	X	M	1,240	800	440	40
Shawnee	Shawnee County Sheriff	-	-	-	X	C	1,790	350	1,440	40
Shawnee	Topeka Police	-	-	-	X	-	360	320	40	40
Wyandotte	Kansas City Police	-	-	-	X	C	1,480	760	720	40
<b>KENTUCKY</b>										
Fayette	Lexington-Fayette County Police	-	-	-	X	S	1,600	1,000	600	40
Jefferson	Jefferson County Police	-	-	-	X	C	1,394	442	952	40
Jefferson	Jefferson County Sheriff	-	-	-	X	C	---	400	---	40
Jefferson	Louisville Police	-	-	-	X	-	---	---	---	40
Kenton	Covington Police	-	-	X	-	S	---	400	---	40
<b>LOUISIANA</b>										
Ascension	Ascension Parish Sheriff	-	-	-	X	C	880	80	800	16
Bossier	Bossier Police	-	-	-	X	S	---	320	---	---
Caddo	Caddo Parish Sheriff	-	-	-	X	C	736	456	280	40
Caddo	Shreveport Police	-	-	-	X	-	---	620	---	---
Calcasieu	Calcasieu Parish Sheriff	-	-	-	X	C	560	400	160	0
Calcasieu	Lake Charles Police	-	-	-	X	A	960	320	640	40
E. Baton Rouge	E. Baton Rouge Parish Sheriff	-	-	-	X	C	---	280	---	48
E. Baton Rouge	Baton Rouge Police	-	-	-	X	D	640	600	40	20
Jefferson	Kenner Police	-	-	-	X	S	1,200	480	720	40
Lafayette	Lafayette Parish Sheriff	-	-	-	X	C	640	320	320	20
Lafourche	Lafourche Parish Sheriff	-	-	-	X	C	380	280	100	0
Orleans	New Orleans Police	-	-	-	X	M	1,280	640	640	8
Ouachita	Ouachita Parish Sheriff	-	-	-	X	C	---	---	---	0
Ouachita	Monroe Police	-	-	-	X	A	960	400	560	40
Rapides	Alexandria Police	-	-	-	X	S	1,488	480	1,008	40
St. Bernard	St. Bernard Parish Sheriff	-	-	-	X	C	360	280	80	96
St. Charles	St. Charles Parish Sheriff	-	-	-	X	C	680	320	360	96
St. John the Baptist	St. John the Baptist Sheriff	-	-	-	X	C	320	240	80	48
St. Landry	St. Landry Parish Sheriff	-	-	-	X	C	---	---	40	54
St. Tammany	St. Tammany Parish Sheriff	-	-	-	X	C	680	640	40	40
Terrebonne	Terrebonne Parish Sheriff	-	-	-	X	C	560	400	160	0
<b>MARYLAND</b>										
Anne Arundel	Anne Arundel County Police	-	-	-	X	-	1,680	960	720	16
Anne Arundel	Annapolis Police	-	-	-	X	D	1,280	960	320	19
Baltimore(city)	Baltimore Police	-	-	-	X	-	1,400	840	560	26
Baltimore	Baltimore County Police	-	-	-	X	-	1,280	1,000	280	40
Charles	Charles County Sheriff	-	-	-	X	-	900	505	395	18
Harford	Harford County Sheriff	-	-	-	X	-	---	---	---	40
Howard	Howard County Police	-	-	-	X	-	---	---	---	24
Montgomery	Montgomery County Police	-	X	-	-	-	1,520	960	560	18
Prince George's	Prince George's County Police	-	-	-	X	D	---	---	---	40
<b>MASSACHUSETTS</b>										
Bristol	Fall River Police	-	-	-	X	M	800	680	120	40
Bristol	New Bedford Police	-	-	-	X	M	---	720	---	32
Essex	Lawrence Police	-	-	-	X	M	---	---	---	40
Essex	Lynn Police	-	-	-	X	M	880	840	40	24
Hampden	Chicopee Police	-	-	-	X	D	1,200	900	300	40
Hampden	Holyoke Police	-	-	-	X	S	---	---	---	---
Hampden	Springfield Police	-	-	-	X	D	880	880	0	40
Middlesex	Cambridge Police	-	-	-	X	M	880	840	40	40
Middlesex	Framingham Police	-	-	-	X	M	1,260	860	400	40
Middlesex	Lowell Police	-	-	-	X	M	80	80	0	40
Middlesex	Malden Police	-	-	-	X	M	---	---	---	---
Middlesex	Medford Police	-	-	-	X	S	820	740	80	40
Middlesex	Newton Police	-	-	-	X	D	1,160	720	440	40
Middlesex	Somerville Police	-	-	-	X	M	800	800	0	40
Middlesex	Waltham Police	-	-	-	X	D	1,176	720	456	40

**Table 5a. - continued**

County	Name of agency	Requirements for new officer recruits								Annual in-service training hours required of field/patrol officers
		Minimum educational level required				Residency required	Hours of training required			
		4-year degree	2-year degree	Some college*	H.S. diploma		Total	Class	Field	
<b>MASSACHUSETTS (cont.)</b>										
Norfolk	Brookline Police	-	-	-	X	D	800	720	80	60
Norfolk	Quincy Police	-	-	-	X	-	880	800	80	40
Plymouth	Brockton Police	-	-	-	X	D	800	600	200	40
Suffolk	Boston Police	-	-	-	X	M	---	---	---	40
Suffolk	Revere Police	-	-	-	X	-	1,120	720	400	40
Worcester	Worcester Police	-	-	-	X	D	1,120	880	240	48
<b>MICHIGAN</b>										
Calhoun	Battle Creek Police	-	X	-	-	A	1,120	560	560	---
Genesee	Flint Police	-	-	-	X	M	720	480	240	40
Ingham	Lansing Police	-	-	X	-	S	690	50	640	40
Kalamazoo	Kalamazoo Police	-	-	-	X	D	---	---	300	24
Kent	Kent County Sheriff	-	-	-	X	-	640	80	560	40
Kent	Grand Rapids Police	-	-	-	X	-	660	180	480	40
Macomb	Macomb County Sheriff	-	X	-	-	S	500	0	500	96
Macomb	Sterling Heights Police	-	-	-	X	C	1,120	560	560	96
Macomb	Warren Police	-	-	-	X	M	---	---	---	---
Oakland	Oakland County Sheriff	-	-	-	X	S	184	24	160	32
Oakland	Farmington Hills Police	-	-	X	-	D	760	40	720	40
Oakland	Pontiac Police	-	-	X	-	M	970	490	480	40
Oakland	Southfield Police	-	-	-	X	S	1,200	560	640	---
Oakland	Troy Police	-	X	-	-	-	1,280	600	680	100
Saginaw	Saginaw Police	-	-	-	X	M	1,120	560	560	0
Washtenaw	Washtenaw County Sheriff	-	-	-	X	D	640	0	640	0
Washtenaw	Ann Arbor Police	-	X	-	-	S	---	840	---	40
Wayne	Wayne County Sheriff	-	-	-	X	C	600	560	40	24
Wayne	Dearborn Police	-	X	-	-	S	720	80	640	40
Wayne	Detroit Police	-	-	-	X	M	1,744	494	1,250	48
Wayne	Livonia Police	-	X	-	-	M	1,240	40	1,200	40
Wayne	Taylor Police	-	-	X	-	M	1,280	720	560	---
Wayne	Westland Police	-	-	-	X	S	1,120	560	560	0
<b>MINNESOTA</b>										
Hennepin	Bloomington Police	-	X	-	-	-	---	---	---	---
Hennepin	Minneapolis Police	-	X	-	-	M	1,210	250	960	40
Ramsey	Ramsey County Sheriff	-	X	-	-	-	504	120	384	---
Ramsey	St. Paul Police	-	X	-	-	A	---	---	---	16
St. Louis	Duluth Police	-	X	-	-	-	1,160	160	1,000	48
<b>MISSISSIPPI</b>										
Forrest	Hattiesburg Police	-	-	-	X	D	1,296	540	756	96
Harrison	Biloxi Police	-	-	-	X	-	720	320	400	96
Harrison	Gulfport Police	-	-	-	X	C	1,040	400	640	96
Hinds	Jackson Police	-	X	-	-	M	1,040	560	480	40
Jackson	Jackson County Sheriff	-	-	-	X	C	401	400	0	0
<b>MISSOURI</b>										
Boone	Columbia Police	-	-	X	-	C	1,080	600	480	16
Buchanan	St. Joseph Police	-	-	-	X	D	1,120	480	640	24
Greene	Springfield Police	-	-	X	-	-	1,424	904	520	72
Jackson	Independence Police	-	-	-	X	S	920	640	280	24
Jackson	Kansas City Police	-	-	-	X	M	1,250	930	320	48
Jefferson	Jefferson County Sheriff	-	-	-	X	C	590	470	120	24
St. Charles	St. Charles County Sheriff	-	-	-	X	S	660	420	240	---
St. Louis(city)	St. Louis Police	-	-	X	-	M	1,440	880	560	16
St. Louis	St. Louis County Police	-	-	X	-	S	1,280	800	480	16
<b>MONTANA</b>										
Yellowstone	Billings Police	-	-	-	X	-	1,100	540	560	60
<b>NEBRASKA</b>										
Douglas	Omaha Police	-	-	-	X	-	1,400	800	600	0
Lancaster	Lincoln Police	-	-	-	X	-	1,760	720	1,040	40
<b>NEVADA</b>										
Clark	Las Vegas Metropolitan Police	-	-	-	X	S	1,402	682	720	24
Clark	North Las Vegas Police	-	-	-	X	D	---	---	---	40
Nye	Nye County Sheriff	-	-	-	X	C	720	400	320	32
Washoe	Washoe County Sheriff	-	-	-	X	D	1,120	680	440	24
Washoe	Reno Police	-	-	-	X	-	1,200	640	560	40

**Table 5a. - continued**

County	Name of agency	Requirements for new officer recruits								Annual in-service training hours required of field/ patrol officers
		Minimum educational level required				Residency required	Hours of training required			
		4-year degree	2-year degree	Some college*	H.S. diploma		Total	Class	Field	
<b>NEW HAMPSHIRE</b>										
Hillsborough	Manchester Police	-	-	-	X	D	1,000	800	200	16
Hillsborough	Nashua Police	-	-	-	X	-	1,040	560	480	8
<b>NEW JERSEY</b>										
Atlantic	Atlantic City Police	-	-	-	X	M	800	800	0	40
Camden	Camden Police	-	-	-	X	M	740	640	100	80
Camden	Cherry Hill Police	X	-	-	-	S	1,528	680	848	40
Essex	Bloomfield Police	-	-	-	X	M	640	640	0	24
Essex	East Orange Police	-	-	-	X	S	840	800	40	16
Essex	Irvington Police	-	-	-	X	M	---	---	---	---
Essex	Newark Police	-	-	-	X	M	1,000	880	120	32
Essex	West Orange Police	-	-	-	X	S	1,200	720	480	40
Hudson	Hudson County Sheriff	-	-	-	X	C	880	660	220	---
Hudson	Bayonne Police	-	-	-	X	M	2,330	880	1,450	32
Hudson	Hoboken Police	-	-	-	X	M	720	620	100	25
Hudson	Jersey City Police	-	-	-	X	M	665	665	0	16
Hudson	North Bergen Police	-	-	-	X	M	---	300	---	25
Hudson	Union City Police	-	-	-	X	M	---	800	---	48
Hudson	West New York Police	-	-	-	X	M	1,032	1,000	32	0
Mercer	Hamilton Police	-	-	-	X	M	2,720	640	2,080	24
Mercer	Trenton Police	-	-	-	X	M	---	---	---	---
Middlesex	Edison Police	-	-	-	X	-	2,002	962	1,040	40
Middlesex	New Brunswick Police	-	-	-	X	M	---	---	640	16
Middlesex	Perth Amboy Police	-	-	-	X	M	1,400	1,280	120	0
Middlesex	Woodbridge Police	-	-	-	X	M	1,320	920	400	40
Monmouth	Long Branch Police	-	-	-	X	M	1,120	640	480	40
Morris	Parsippany Police	-	-	-	X	M	1,740	800	940	24
Ocean	Brick Township Police	-	-	-	X	M	750	500	250	56
Ocean	Dover Township Police	X	-	-	-	-	1,120	640	480	192
Passaic	Passaic County Sheriff	-	-	-	X	C	---	---	---	40
Passaic	Clifton Police	-	-	-	X	S	1,080	840	240	16
Passaic	Passaic Police	-	-	-	X	M	---	---	---	---
Passaic	Wayne Police	-	-	-	X	D	680	400	280	16
Union	Union County Sheriff	-	-	-	X	C	---	880	---	30
Union	Elizabeth Police	-	-	-	X	M	800	800	0	16
Union	Linden Police	-	-	-	X	M	1,800	840	960	56
Union	Plainfield Police	-	-	-	X	S	1,000	760	240	32
Union	Union Police	-	-	-	X	M	---	---	---	16
<b>NEW MEXICO</b>										
Bernalillo	Bernalillo County Sheriff	-	-	-	X	D	1,160	800	360	20
Bernalillo	Albuquerque Police	-	-	X	-	-	1,360	800	560	20
Dona Ana	Las Cruces Police	-	-	X	-	-	1,326	766	560	20
Santa Fe	Santa Fe Police	-	-	-	X	-	700	80	620	40
<b>NEW YORK</b>										
Albany	Albany Police	-	-	-	X	M	1,080	840	240	21
Albany	Colonie Police	-	-	X	-	A	1,160	840	320	16
Broome	Binghamton Police	-	-	-	X	M	---	---	---	40
Dutchess	Dutchess County Sheriff	-	-	-	X	C	720	440	280	24
Erie	Erie County Sheriff	-	-	X	-	C	1,340	900	440	24
Erie	Amherst Police	-	-	X	-	M	1,220	820	400	21
Erie	Buffalo Police	-	-	-	X	A	850	810	40	---
Erie	Cheektowaga Police	-	-	X	-	M	1,380	820	560	32
Erie	Tonawanda Police	-	-	X	-	M	880	680	200	26
Monroe	Monroe County Sheriff	-	-	-	X	C	1,760	960	800	32
Monroe	Rochester Police	-	-	-	X	C	1,120	640	480	16
Nassau	Nassau County Police	-	-	X	-	A	1,406	1,126	280	13
Nassau	Hempstead Police	-	-	-	X	M	1,200	960	240	---
New York City	New York City Police	-	-	X	-	A	1,232	1,092	140	40
Niagara	Niagara County Sheriff	-	X	-	-	C	1,000	640	360	24
Niagara	Niagara Falls Police	-	-	-	X	M	800	640	160	24
Onondaga	Onondaga County Sheriff	-	-	-	X	C	1,360	800	560	21
Onondaga	Syracuse Police	-	-	-	X	-	1,195	715	480	28
Oswego	Oswego County Sheriff	-	-	-	X	S	---	---	---	---
Rensselaer	Troy Police	-	-	-	X	M	---	---	---	40
Rockland	Clarkstown Police	-	-	X	-	S	1,120	640	480	40
Rockland	Ramapo Police	-	-	-	X	S	1,040	640	400	0
Schenectady	Schenectady Police	-	-	-	X	M	1,440	880	560	24
Suffolk	Suffolk County Police	-	-	-	X	S	1,480	1,000	480	36
Westchester	Westchester County Police	-	-	-	X	S	600	480	120	48
Westchester	Greenburgh Police	-	-	-	X	S	1,120	640	480	40
Westchester	Mt. Vernon Police	-	-	-	X	A	360	---	360	40
Westchester	New Rochelle Police	-	-	-	X	A	935	745	190	70
Westchester	White Plains Police	-	-	-	X	-	1,080	920	160	40
Westchester	Yonkers Police	-	-	-	X	M	256	176	80	8

Table 5a. - continued

County	Name of agency	Requirements for new officer recruits								Annual in-service training hours required of field/ patrol officers
		Minimum educational level required				Residency required	Hours of training required			
		4-year degree	2-year degree	Some college*	H.S. diploma		Total	Class	Field	
<b>NORTH CAROLINA</b>										
Alamance	Burlington Police	-	-	-	X	D	1,194	714	480	32
Buncombe	Buncombe County Sheriff	-	-	-	X	C	1,100	600	500	40
Buncombe	Asheville Police	-	-	-	X	D	1,360	720	640	---
Cabarrus	Cabarrus County Sheriff	-	-	-	X	C	526	526	0	0
Cumberland	Cumberland County Sheriff	-	-	-	X	C	---	---	---	---
Cumberland	Fayetteville Police	-	-	-	X	-	1,110	550	560	32
Durham	Durham Police	-	-	-	X	D	834	690	144	72
Forsyth	Winston-Salem Police	-	-	-	X	A	1,698	798	900	23
Gaston	Gaston County Police	X	-	-	-	C	1,150	450	700	0
Gaston	Gastonia Police	-	-	-	X	A	1,150	550	600	44
Guilford	Guilford County Sheriff	-	-	-	X	C	1,412	572	840	16
Guilford	Greensboro Police	-	-	-	X	S	1,265	677	588	6
Guilford	High Point Police	-	-	-	X	-	1,170	540	630	40
Mecklenburg	Charlotte-Mecklenburg Police	-	-	-	X	D	867	667	200	40
Nash	Rocky Mount Police	-	-	-	X	D	600	360	240	40
New Hanover	Wilmington Police	-	-	-	X	D	---	---	---	84
Pitt	Greenville Police	-	-	-	X	C	360	40	320	0
Wake	Wake County Sheriff	-	-	-	X	C	1,300	820	480	40
Wake	Raleigh Police	-	-	-	X	D	1,792	952	840	40
<b>OHIO</b>										
Butler	Butler County Sheriff	-	-	-	X	C	---	520	---	---
Butler	Hamilton Police	-	-	-	X	D	1,160	600	560	64
Cuyahoga	Cleveland Police	-	-	-	X	M	2,174	734	1,440	24
Cuyahoga	Euclid Police	-	-	-	X	M	1,240	480	760	28
Franklin	Franklin County Sheriff	-	-	-	X	-	---	200	---	---
Franklin	Columbus Police	-	-	-	X	D	1,360	1,000	360	40
Hamilton	Hamilton County Sheriff	-	-	-	X	C	280	200	80	40
Hamilton	Cincinnati Police	-	-	-	X	C	1,760	880	880	80
Lorain	Lorain Police	-	-	-	X	M	1,160	520	640	48
Lucas	Toledo Police	-	-	-	X	M	956	880	76	0
Mahoning	Youngstown Police	-	-	-	X	M	850	650	200	0
Montgomery	Dayton Police	-	-	-	X	M	2,280	840	1,440	16
Stark	Canton Police	-	-	-	X	A	---	---	---	48
Summit	Akron Police	-	-	-	X	M	1,782	630	1,152	30
<b>OKLAHOMA</b>										
Cleveland	Norman Police	-	-	X	-	D	1,040	560	480	8
Comanche	Lawton Police	-	-	-	X	-	1,004	444	560	96
Oklahoma	Oklahoma County Sheriff	-	-	-	X	-	---	320	---	8
Oklahoma	Oklahoma City Police	-	-	-	X	S	1,640	840	800	12
Tulsa	Tulsa County Sheriff	-	-	X	-	C	720	320	400	40
Tulsa	Tulsa Police	-	-	X	-	-	1,440	800	640	40
<b>OREGON</b>										
Clackamas	Clackamas County Sheriff	-	-	-	X	-	750	0	750	40
Lane	Lane County Sheriff	-	-	-	X	D	1,160	480	680	96
Lane	Eugene Police	-	-	-	X	-	---	---	---	96
Linn	Linn County Sheriff	-	-	-	X	C	990	320	670	28
Marion	Salem Police	-	-	-	X	S	960	320	640	40
Multnomah	Portland Police	X	-	-	-	-	693	410	283	40
Washington	Washington County Sheriff	-	-	-	X	-	680	280	400	40
<b>PENNSYLVANIA</b>										
Allegheny	Allegheny County Police	-	-	-	X	C	---	524	---	16
Allegheny	Pittsburgh Police	-	-	-	X	M	---	520	---	40
Berks	Reading Police	-	-	-	X	D	1,500	600	900	40
Dauphin	Harrisburg Police	-	-	-	X	-	---	520	---	40
Delaware	Upper Darby Township Police	-	-	-	X	M	560	560	0	48
Erie	Erie Police	-	-	-	X	D	---	---	---	40
Lancaster	Lancaster Police	-	-	-	X	A	1,000	520	480	24
Lehigh	Allentown Police	-	-	X	-	-	1,451	520	931	32
Montgomery	Lower Merion Township Police	-	-	-	X	D	960	720	240	48
Northampton	Bethlehem Police	-	-	X	-	-	1,000	520	480	32
Philadelphia	Philadelphia Police	-	-	-	X	M	833	833	0	32
<b>RHODE ISLAND</b>										
Kent	Warwick Police	-	X	-	-	S	---	---	---	16
Providence	Cranston Police	-	-	X	-	S	---	---	---	48
Providence	Pawtucket Police	-	-	-	X	M	920	600	320	24
Providence	Providence Police	-	-	-	X	M	1,000	700	300	---
Providence	Woonsocket Police	-	-	-	X	M	---	560	---	24

**Table 5a. - continued**

County	Name of agency	Requirements for new officer recruits								Annual in-service training hours required of field/patrol officers
		Minimum educational level required				Residency required	Hours of training required			
		4-year degree	2-year degree	Some college*	H.S. diploma		Total	Class	Field	
<b>SOUTH CAROLINA</b>										
Anderson	Anderson County Sheriff	-	-	-	X	-	640	320	320	96
Beaufort	Beaufort County Sheriff	-	-	-	X	C	600	400	200	13
Charleston	Charleston County Sheriff	-	-	-	X	-	760	400	360	70
Charleston	Charleston Police	X	-	-	-	-	960	400	560	13
Greenville	Greenville County Sheriff	-	-	-	X	S	---	---	---	13
Greenville	Greenville Police	-	-	-	X	-	1,395	320	1,075	40
Horry	Horry County Police	-	X	-	-	C	338	320	18	48
Horry	Myrtle Beach Police	-	-	-	X	D	400	400	0	80
Richland	Richland County Sheriff	X	-	-	-	-	---	---	---	10
Richland	Columbia Police	-	-	-	X	D	---	---	280	0
Spartanburg	Spartanburg County Sheriff	-	-	-	X	S	330	10	320	13
Spartanburg	Spartanburg Police	-	-	-	X	C	604	364	240	40
<b>SOUTH DAKOTA</b>										
Minnehaha	Sioux Falls Police	-	-	-	X	D	1,120	560	560	0
<b>TENNESSEE</b>										
Davidson	Nashville Metropolitan Police	-	-	X	-	S	1,840	880	960	40
Hamilton	Hamilton County Sheriff	-	-	-	X	C	720	320	400	40
Hamilton	Chattanooga Police	-	-	-	X	M	---	---	---	---
Knox	Knox County Sheriff	-	-	-	X	-	360	160	200	40
Knox	Knoxville Police	-	-	-	X	-	1,520	880	640	40
Madison	Jackson Police	-	-	-	X	C	1,120	160	960	40
Montgomery	Clarksville Police	-	-	-	X	C	880	320	560	40
Rutherford	Murfreesboro Police	-	-	-	X	D	674	112	562	40
Shelby	Memphis Police	-	-	X	-	C	1,360	720	640	40
Sullivan	Sullivan County Sheriff	-	-	-	X	D	870	400	470	270
Washington	Johnson City Police	X	-	-	-	S	1,296	656	640	40
<b>TEXAS</b>										
Bell	Killeen Police	-	-	X	-	D	880	640	240	20
Bell	Temple Police	-	-	-	X	D	---	---	---	80
Bexar	Bexar County Sheriff	-	-	-	X	-	---	---	---	---
Bexar	San Antonio Police	-	-	-	X	C	1,088	1,088	0	40
Cameron	Brownsville Police	-	-	-	X	-	880	560	320	20
Cameron	Harlingen Police	-	-	X	-	A	524	444	80	40
Collin	Plano Police	-	-	-	X	S	1,240	560	680	40
Dallas	Carrollton Police	-	-	X	-	-	1,260	620	640	20
Dallas	Dallas Police	-	X	-	-	A	2,146	1,186	960	40
Dallas	Garland Police	-	-	X	-	-	1,440	800	640	20
Dallas	Grand Prairie Police	-	X	-	-	-	1,280	600	680	20
Dallas	Irving Police	-	-	-	X	-	1,160	560	600	20
Dallas	Mesquite Police	-	-	X	-	-	1,560	920	640	20
Dallas	Richardson Police	-	-	-	X	-	1,160	640	520	---
Denton	Denton Police	-	-	-	X	-	1,440	640	800	20
Ector	Odessa Police	-	-	-	X	D	1,360	560	800	20
El Paso	El Paso Police	-	-	X	-	D	---	---	---	20
Fort Bend	Fort Bend County Sheriff	-	-	-	X	-	---	645	---	20
Gregg	Longview Police	-	-	-	X	-	---	---	---	20
Harris	Harris County Sheriff	-	-	-	X	-	140	120	20	20
Harris	Baytown Police	-	-	X	-	-	1,200	720	480	20
Harris	Houston Police	-	-	X	-	S	1,527	1,087	440	40
Harris	Pasadena Police	-	-	-	X	-	1,520	920	600	20
Hidalgo	Hidalgo County Sheriff	-	-	-	X	-	---	---	---	40
Hidalgo	McAllen Police	-	-	-	X	S	---	---	480	40
Jefferson	Beaumont Police	-	-	-	X	-	1,520	640	880	20
Jefferson	Port Arthur Police	-	-	-	X	D	960	320	640	32
Lubbock	Lubbock Police	-	-	-	X	-	1,380	720	660	20
McLennan	Waco Police	-	-	X	-	-	1,280	880	400	40
Midland	Midland Police	-	-	X	-	A	1,240	560	680	40
Nueces	Corpus Christi Police	-	-	-	X	D	2,100	1,060	1,040	20
Potter	Amarillo Police	-	-	-	X	-	1,704	1,064	640	8
Smith	Tyler Police	-	-	X	-	-	1,080	540	540	20
Tarrant	Tarrant County Sheriff	-	-	-	X	-	1,240	760	480	20
Tarrant	Arlington Police	X	-	-	-	D	1,520	960	560	40
Tarrant	Fort Worth Police	-	-	-	X	-	---	720	---	20
Taylor	Abilene Police	-	-	X	-	A	1,040	560	480	20
Tom Green	San Angelo Police	-	-	-	X	-	1,120	640	480	20
Travis	Travis County Sheriff	-	-	-	X	S	4,480	640	3,840	20
Travis	Austin Police	-	-	X	-	-	1,840	1,200	640	20
Webb	Laredo Police	-	-	-	X	M	960	560	400	20
Wichita	Wichita Falls Police	-	-	-	X	D	1,310	800	510	40
Williamson	Williamson County Sheriff	-	-	-	X	-	---	560	---	20

**Table 5a. - continued**

County	Name of agency	Requirements for new officer recruits								Annual in-service training hours required of field/patrol officers
		Minimum educational level required				Residency required	Hours of training required			
		4-year degree	2-year degree	Some college*	H.S. diploma		Total	Class	Field	
<b>UTAH</b>										
Salt Lake	Salt Lake City Police	-	-	-	X	D	1,292	812	480	40
Salt Lake	West Valley City Police	-	-	-	X	-	270	80	190	40
Weber	Ogden Police	-	-	-	X	-	1,040	480	560	40
<b>VIRGINIA</b>										
Alexandria(city)	Alexandria Police	-	-	-	X	D	1,120	560	560	20
Arlington	Arlington County Police	-	X	-	-	-	1,050	570	480	20
Chesapeake(city)	Chesapeake Police	-	-	-	X	-	940	880	60	20
Chesterfield	Chesterfield County Police	-	-	-	X	-	1,560	900	660	40
Danville(city)	Danville Police	-	-	-	X	D	2,510	320	2,190	20
Fairfax	Fairfax County Police	-	-	-	X	D	1,560	1,080	480	20
Hampton(city)	Hampton Police	-	-	-	X	-	640	480	160	20
Hanover	Hanover County Sheriff	-	-	-	X	D	844	484	360	20
Henrico	Henrico County Police	-	-	-	X	S	1,224	944	280	20
Loudoun	Loudoun County Sheriff	-	-	-	X	D	1,133	650	483	20
Lynchburg(city)	Lynchburg Police	-	-	-	X	-	860	660	200	20
Newport News(city)	Newport News Police	-	-	-	X	-	1,120	480	640	40
Norfolk(city)	Norfolk Police	-	-	-	X	-	1,720	1,040	680	20
Petersburg(city)	Petersburg Police	-	-	-	X	-	960	440	520	20
Portsmouth(city)	Portsmouth Police	-	-	-	X	-	864	456	408	20
Prince William	Prince William County Police	-	-	-	X	-	1,195	707	488	20
Richmond(city)	Richmond Police	-	-	-	X	-	960	800	160	20
Roanoke(city)	Roanoke Police	-	-	-	X	-	800	640	160	20
Suffolk(city)	Suffolk Police	-	-	-	X	-	---	---	---	20
Virginia Beach(city)	Virginia Beach Police	-	-	-	X	-	1,300	880	420	20
<b>WASHINGTON</b>										
Clark	Clark County Sheriff	-	-	-	X	-	1,450	600	850	40
Clark	Vancouver Police	-	-	-	X	D	1,400	440	960	60
King	King County Sheriff	-	-	-	X	-	2,696	616	2,080	18
King	Bellevue Police	-	X	-	-	-	1,080	560	520	0
King	Kent Police	-	-	-	X	-	---	440	---	0
King	Seattle Police	-	-	-	X	S	---	---	---	8
Pierce	Pierce County Sheriff	-	-	-	X	C	920	440	480	30
Pierce	Tacoma Police	-	X	-	-	-	442	440	2	30
Snohomish	Snohomish County Sheriff	-	-	-	X	-	920	440	480	30
Snohomish	Everett Police	-	-	-	X	-	1,960	448	1,512	30
Spokane	Spokane County Sheriff	-	-	-	X	D	960	440	520	30
Spokane	Spokane Police	-	-	-	X	-	540	153	387	40
Thurston	Thurston County Sheriff	-	-	-	X	D	---	480	---	40
Yakima	Yakima Police	-	-	-	X	D	440	440	0	40
<b>WEST VIRGINIA</b>										
Cabell	Huntington Police	-	-	-	X	-	---	---	---	8
Kanawha	Charleston Police	-	-	-	X	D	---	---	---	8
<b>WISCONSIN</b>										
Brown	Brown County Sheriff	-	X	-	-	C	1,000	400	600	24
Brown	Green Bay Police	-	X	-	-	M	1,080	400	680	24
Dane	Dane County Sheriff	-	-	X	-	-	---	---	---	40
Dane	Madison Police	-	-	X	-	-	1,220	800	420	32
Kenosha	Kenosha Police	-	-	X	-	C	880	400	480	24
Milwaukee	Milwaukee County Sheriff	-	-	-	X	C	600	520	80	24
Milwaukee	Milwaukee Police	-	-	X	-	M	1,340	860	480	32
Milwaukee	West Allis Police	-	X	-	-	M	560	400	160	32
Outgamie	Appleton Police	-	-	X	-	-	880	400	480	24
Racine	Racine Police	-	-	X	-	S	---	400	---	24
Waukesha	Waukesha County Sheriff	-	X	-	-	C	---	360	---	24

Note: In-service training requirements based on a period other than 12 months were standardized to that time period.

\*Nondegree college requirements only.

Codes for residency requirements are as follows:

- "M"=Within municipality
- "C"=Within county
- "A"=Within metropolitan area
- "S"=Within State
- "D"=Within specified distance or driving time
- "O"=Other requirement
- " - " =No requirement

---Data were not provided by an agency.

**Table 6a. Operating expenditure, overtime pay expenditure, and overtime compensatory hours earned in local law enforcement agencies, 1997**

County	Name of agency	Fiscal 1997 operating expenditure				Overtime pay and compensatory hours earned by full-time officers during fiscal 1997			
		Total	Per employee	Per officer	Per resident	Overtime pay		Compensatory hours	
						Total	Per officer	Total	Per officer
<b>ALABAMA</b>									
Etowah	Gadsden Police	\$7,251,425	\$44,762	\$65,922	\$176	\$11,445	\$104	---	---
Houston	Dothan Police	\$8,607,865	\$38,088	\$67,249	\$154	\$552,973	\$4,320	0	0
Jefferson	Jefferson County Sheriff	\$28,976,134	\$50,569	\$65,855	\$44	\$612,714	\$1,393	---	---
Jefferson	Bessemer Police	\$6,044,073	\$45,444	\$51,659	\$194	\$464,596	\$3,971	0	0
Jefferson	Birmingham Police	\$51,662,302	\$43,671	\$56,523	\$200	\$1,581,785	\$1,731	---	---
Jefferson	Hoover Police	\$7,393,100	\$39,748	\$49,287	\$133	\$924,717	\$6,165	1,000	7
Madison	Huntsville Police	\$23,013,180	\$47,548	\$67,686	\$135	\$753,794	\$2,217	1,592	5
Mobile	Mobile County Sheriff	\$19,176,513	\$41,151	\$129,571	\$48	\$1,355,548	\$9,159	0	0
Mobile	Mobile Police	\$27,772,512	\$43,531	\$62,131	\$137	---	---	---	---
Montgomery	Montgomery County Sheriff	\$11,331,590	\$45,146	\$56,097	\$52	\$269,579	\$1,335	6,759	33
Montgomery	Montgomery Police	\$24,635,935	\$37,327	\$53,732	\$125	\$850,000	\$1,872	---	---
Morgan	Decatur Police	---	---	---	---	---	---	---	---
Tuscaloosa	Tuscaloosa Police	\$8,896,431	\$34,482	\$44,482	\$108	\$267,704	\$1,339	---	---
<b>ALASKA</b>									
Anchorage	Anchorage Police	\$42,066,847	\$91,251	\$135,263	\$168	\$2,311,766	\$7,433	---	---
<b>ARIZONA</b>									
Maricopa	Maricopa County Sheriff	\$86,850,648	\$42,315	\$173,701	\$33	\$1,103,890	\$2,208	---	---
Maricopa	Chandler Police	\$15,108,536	\$57,776	\$78,690	\$106	\$389,501	\$2,029	---	---
Maricopa	Glendale Police	\$17,745,886	\$49,988	\$73,028	\$97	\$456,360	\$1,878	2,500	10
Maricopa	Mesa Police	\$60,732,606	\$61,501	\$97,172	\$176	\$2,421,355	\$3,874	98,791	158
Maricopa	Phoenix Police	\$204,693,558	\$65,251	\$84,305	\$177	\$9,851,648	\$4,058	---	---
Maricopa	Scottsdale Police	\$27,830,292	\$66,342	\$97,650	\$155	\$1,883,318	\$6,608	---	---
Maricopa	Tempe Police	\$27,501,481	\$68,926	\$98,572	\$169	\$750,000	\$2,688	0	0
Pima	Pima County Sheriff	\$48,885,204	\$47,005	\$129,326	\$64	\$1,110,836	\$2,939	28,125	74
Pima	Tucson Police	\$63,432,427	\$58,355	\$79,093	\$141	\$2,193,021	\$2,734	17,947	22
Pinal	Pinal County Sheriff	\$5,326,188	\$16,189	\$39,453	\$39	\$18,000	\$133	500	4
Yuma	Yuma Police	\$9,272,901	\$53,293	\$79,939	\$153	\$461,752	\$3,981	---	---
<b>ARKANSAS</b>									
Jefferson	Pine Bluff Police	\$7,719,446	\$47,651	\$54,362	\$143	\$406,817	\$2,865	17,881	126
Pulaski	Pulaski County Sheriff	\$15,312,203	\$33,287	\$42,534	\$43	\$300,000	\$833	0	0
Pulaski	Little Rock Police	\$28,180,087	\$44,448	\$51,330	\$160	\$986,374	\$1,797	10,000	18
Pulaski	North Little Rock Police	\$11,827,325	\$49,487	\$60,653	\$196	\$235,000	\$1,205	6,000	31
Sebastian	Fort Smith Police	\$7,640,000	\$41,749	\$53,427	\$101	\$3,985	\$28	4,610	32
<b>CALIFORNIA</b>									
Alameda	Alameda County Sheriff	\$110,019,355	\$81,285	\$137,524	\$83	\$6,627,437	\$8,284	14,985	19
Alameda	Alameda Police	\$13,551,170	\$80,662	\$126,646	\$178	\$324,000	\$3,028	18,600	174
Alameda	Berkeley Police	\$28,540,000	\$89,748	\$143,417	\$276	\$1,700,000	\$8,543	8,500	43
Alameda	Fremont Police	\$25,400,000	\$80,892	\$129,592	\$135	---	---	---	---
Alameda	Hayward Police	\$23,560,842	\$87,424	\$138,593	\$194	\$1,506,661	\$8,863	3,024	18
Alameda	Oakland Police	\$92,300,122	\$86,181	\$149,595	\$251	\$8,016,592	\$12,993	32,492	53
Contra Costa	Contra Costa County Sheriff	\$75,684,077	\$82,805	\$114,673	\$86	\$4,826,679	\$7,313	0	0
Contra Costa	Concord Police	\$18,988,016	\$78,788	\$123,299	\$165	\$633,715	\$4,115	0	0
Contra Costa	Richmond Police	---	---	---	---	---	---	---	---
El Dorado	El Dorado County Sheriff	\$21,853,992	\$72,605	\$145,693	\$144	\$1,637,905	\$10,919	9,445	63
Fresno	Fresno County Sheriff	\$65,345,720	\$70,568	\$177,089	\$87	\$4,484,820	\$12,154	19,221	52
Fresno	Fresno Police	\$60,188,325	\$68,708	\$105,224	\$152	\$1,648,950	\$2,883	18,024	32
Kern	Kern County Sheriff	\$74,614,798	\$77,002	\$166,923	\$120	\$3,150,000	\$7,047	---	---
Kern	Bakersfield Police	\$29,888,469	\$75,667	\$106,745	\$145	\$919,130	\$3,283	5,520	20
Los Angeles	Los Angeles County Sheriff	\$981,962,803	\$77,977	\$122,424	\$108	\$45,810,435	\$5,711	89,085	11
Los Angeles	Beverly Hills Police	---	---	---	---	---	---	---	---
Los Angeles	Burbank Police	\$23,171,331	\$92,685	\$148,534	\$240	\$1,521,511	\$9,753	6,305	40
Los Angeles	Compton Police	\$17,414,027	\$88,847	\$127,110	\$190	\$554,026	\$4,044	3,193	23
Los Angeles	Culver City Police	\$10,462,837	\$62,840	\$87,923	\$266	\$852,000	\$7,160	---	---
Los Angeles	Downey Police	\$15,543,339	\$88,314	\$133,419	\$167	---	---	---	---
Los Angeles	El Monte Police	\$10,500,000	\$60,000	\$78,358	\$95	\$1,337,000	\$9,978	---	---
Los Angeles	Glendale Police	\$26,378,418	\$77,017	\$115,695	\$143	\$1,888,473	\$8,283	7,200	32
Los Angeles	Inglewood Police	\$31,801,575	\$108,353	\$154,377	\$286	\$1,486,567	\$7,216	18,000	87
Los Angeles	Long Beach Police	\$99,200,650	\$79,615	\$118,378	\$235	\$5,556,893	\$6,631	---	---
Los Angeles	Los Angeles Police	\$552,512,202	\$41,588	\$54,435	\$155	\$36,249,749	\$3,847	943,162	100
Los Angeles	Pasadena Police	\$29,392,486	\$84,583	\$132,399	\$219	\$1,237,649	\$5,600	0	0
Los Angeles	Pomona Police	\$25,684,949	\$74,883	\$143,491	\$191	\$1,649,314	\$9,214	---	---
Los Angeles	Santa Monica Police	\$35,636,880	\$89,204	\$181,821	\$403	\$4,200,000	\$21,429	---	---
Los Angeles	Torrance Police	\$35,528,363	\$102,093	\$142,684	\$261	---	---	---	---
Los Angeles	West Covina Police	\$11,300,000	\$64,023	\$101,802	\$111	\$60,000	\$541	9,000	81
Los Angeles	Whittier Police	\$10,593,800	\$57,575	\$84,078	\$135	\$303,816	\$2,411	0	0
Marin	Marin County Sheriff	\$31,137,799	\$104,489	\$151,892	\$134	\$1,047,365	\$5,109	46,129	225
Monterey	Monterey County Sheriff	\$35,212,994	\$82,660	\$108,682	\$104	\$2,261,527	\$6,980	0	0
Monterey	Salinas Police	\$17,695,342	\$88,477	\$118,761	\$158	\$1,098,064	\$7,370	---	---
Orange	Orange County Sheriff-Coroner	\$173,653,725	\$64,043	\$131,059	\$66	\$16,083,726	\$12,344	0	0
Orange	Anaheim Police	\$51,188,167	\$86,394	\$126,235	\$177	\$3,164,368	\$8,156	16,540	43
Orange	Costa Mesa Police	\$20,600,953	\$86,559	\$126,775	\$204	\$1,323,643	\$8,824	20,481	137
Orange	Fullerton Police	\$19,210,900	\$85,192	\$128,932	\$160	\$847,565	\$5,766	6,550	45
Orange	Garden Grove Police	\$20,418,213	\$77,784	\$116,343	\$137	\$1,261,925	\$7,838	6,000	37
Orange	Huntington Beach Police	\$31,912,121	\$86,016	\$139,965	\$167	\$2,300,000	\$10,088	---	---



Table 6a. - continued

County	Name of agency	Fiscal 1997 operating expenditure				Overtime pay and compensatory hours earned by full-time officers during fiscal 1997			
		Total	Per employee	Per officer	Per resident	Overtime pay		Compensatory hours	
						Total	Per officer	Total	Per officer
<b>CALIFORNIA (cont.)</b>									
Orange	Irvine Police	\$22,352,688	\$102,535	\$161,976	\$175	\$1,104,732	\$8,005	30,000	217
Orange	Newport Beach Police	\$20,794,378	\$89,246	\$143,906	\$299	\$1,167,278	\$8,711	8,077	60
Orange	Orange Police	\$16,579,405	\$65,017	\$104,933	\$138	\$506,305	\$3,492	3,169	22
Orange	Santa Ana Police	\$54,954,092	\$75,590	\$146,936	\$182	\$2,551,515	\$6,822	---	---
Placer	Placer County Sheriff	\$28,229,000	\$78,852	\$126,587	\$132	\$1,200,000	\$5,381	0	0
Riverside	Riverside County Sheriff	\$168,444,067	\$74,798	\$142,870	\$119	\$6,571,228	\$5,574	6,055	5
Riverside	Corona Police	\$17,017,417	\$78,784	\$127,471	\$170	\$1,000,000	\$7,937	3,998	32
Riverside	Riverside Police	\$40,849,837	\$81,455	\$124,164	\$160	\$1,772,723	\$5,388	11,977	36
Sacramento	Sacramento County Sheriff	\$166,239,167	\$101,489	\$141,661	\$149	\$3,383,275	\$2,884	0	0
Sacramento	Sacramento Police	\$78,806,000	\$77,987	\$124,006	\$209	\$2,219,745	\$3,633	17,996	29
San Bernardino	San Bernardino County Sheriff	\$158,897,325	\$70,826	\$122,606	\$99	\$6,400,000	\$5,136	70,000	56
San Bernardino	Fontana Police	\$14,884,136	\$89,394	\$125,077	\$143	\$430,246	\$3,616	5,489	46
San Bernardino	Ontario Police	\$29,248,874	\$87,834	\$136,041	\$202	\$2,340,052	\$10,884	25,454	118
San Bernardino	Rialto Police	\$11,680,170	\$71,004	\$101,567	\$142	\$668,982	\$6,027	0	0
San Bernardino	San Bernardino Police	\$31,989,400	\$81,710	\$124,959	\$174	\$1,382,871	\$5,402	0	0
San Diego	San Diego County Sheriff	\$187,118,357	\$63,045	\$100,547	\$70	\$12,699,390	\$6,824	43,389	23
San Diego	Chula Vista Police	\$17,544,968	\$68,939	\$102,006	\$115	\$767,132	\$4,460	4,877	28
San Diego	El Cajon Police	\$9,424,509	\$47,599	\$70,861	\$102	\$225,277	\$1,694	3,264	25
San Diego	Escondido Police	\$16,343,468	\$72,962	\$111,180	\$141	\$779,935	\$5,306	---	---
San Diego	Oceanside Police	\$18,875,250	\$69,522	\$97,547	\$129	\$888,494	\$5,769	---	---
San Diego	San Diego Police	\$193,320,485	\$72,283	\$98,432	\$165	\$8,613,012	\$4,385	151,406	77
San Francisco	San Francisco Police	\$215,889,391	\$102,027	\$107,515	\$294	---	---	---	---
San Joaquin	San Joaquin County Sheriff	\$54,776,126	\$93,157	\$128,582	\$103	\$1,709,184	\$4,012	6,000	14
San Joaquin	Stockton Police	\$46,272,871	\$83,001	\$124,056	\$199	\$2,267,046	\$6,078	8,506	23
San Luis Obispo	San Luis Obispo County Sheriff	\$22,336,774	\$64,278	\$165,458	\$97	\$760,389	\$5,633	12,340	91
San Mateo	San Mateo County Sheriff	\$59,784,731	\$114,971	\$194,739	\$87	\$5,705,572	\$18,893	34,785	115
San Mateo	Daly City Police	\$11,862,863	\$80,426	\$106,873	\$121	\$151,139	\$1,362	20,000	180
San Mateo	San Mateo Police	\$11,632,009	\$67,628	\$107,704	\$129	---	---	---	---
Santa Barbara	Santa Barbara County Sheriff	\$46,230,478	\$75,049	\$112,757	\$120	\$780,374	\$1,903	2,237	5
Santa Barbara	Santa Barbara Police	\$16,400,000	\$74,208	\$116,312	\$190	\$445,000	\$3,156	0	0
Santa Clara	Santa Clara County Sheriff	\$48,919,100	\$100,657	\$128,734	\$31	\$2,575,361	\$6,777	0	0
Santa Clara	San Jose Police	\$155,741,193	\$86,235	\$116,573	\$186	\$3,808,433	\$2,851	161,000	121
Santa Clara	Santa Clara Police	\$19,881,301	\$101,955	\$125,040	\$201	\$857,680	\$6,170	14,943	108
Santa Clara	Sunnyvale Police	---	---	---	---	---	---	---	---
Santa Cruz	Santa Cruz County Sheriff	\$22,602,550	\$79,868	\$160,302	\$95	\$972,336	\$6,896	0	0
Shasta	Shasta County Sheriff	---	---	---	---	\$1,079,656	\$7,246	1,795	12
Solano	Vallejo Police	\$18,832,013	\$91,863	\$133,560	\$172	\$1,205,700	\$8,551	3,500	25
Sonoma	Sonoma County Sheriff-Coroner	\$56,900,155	\$93,203	\$143,869	\$135	\$1,750,869	\$4,524	5,894	15
Sonoma	Santa Rosa Police	\$21,094,445	\$89,383	\$136,093	\$173	\$2,231,245	\$14,395	8,549	55
Stanislaus	Stanislaus County Sheriff	---	---	---	---	---	---	---	---
Stanislaus	Modesto Police	\$29,668,814	\$86,751	\$119,632	\$166	---	---	73,134	295
Tulare	Tulare County Sheriff	\$29,286,871	\$57,595	\$75,775	\$84	\$1,499,373	\$4,063	---	---
Ventura	Ventura County Sheriff	\$114,507,331	\$98,121	\$160,599	\$160	\$7,152,032	\$10,031	---	---
Ventura	Simi Valley Police	\$12,317,900	\$71,202	\$107,112	\$115	\$1,399,300	\$12,168	0	0
Ventura	Ventura Police	\$14,112,635	\$77,118	\$119,599	\$145	\$713,054	\$6,043	---	---
<b>COLORADO</b>									
Adams	Adams County Sheriff	\$18,845,610	\$51,072	\$78,198	\$61	\$610,644	\$2,534	---	---
Adams	Westminster Police	\$8,402,043	\$45,172	\$68,033	\$90	\$709,924	\$5,772	1,100	9
Arapahoe	Aurora Police	\$42,162,144	\$59,425	\$82,996	\$167	\$1,037,865	\$2,043	---	---
Boulder	Boulder County Sheriff	\$11,303,938	\$36,173	\$58,570	\$44	\$212,531	\$1,113	0	0
Boulder	Boulder Police	\$13,824,422	\$67,933	\$100,908	\$152	\$581,082	\$4,241	6,409	47
Denver	Denver Police	\$110,356,300	\$68,758	\$78,156	\$222	---	---	---	---
Douglas	Douglas County Sheriff	\$12,306,000	\$75,037	\$99,242	\$110	\$250,000	\$2,016	0	0
El Paso	El Paso County Sheriff	\$20,172,040	\$38,132	\$52,669	\$43	\$312,808	\$817	2,000	5
El Paso	Colorado Springs Police	\$43,542,769	\$57,749	\$82,467	\$126	\$1,443,322	\$2,734	4,420	8
Jefferson	Jefferson County Sheriff	\$30,491,437	\$55,039	\$82,521	\$62	\$1,123,367	\$3,044	8,509	23
Jefferson	Arvada Police	\$8,853,213	\$44,489	\$67,070	\$92	\$387,151	\$2,933	---	---
Jefferson	Lakewood Police	\$18,936,301	\$56,358	\$83,054	\$140	\$823,010	\$3,610	5,412	24
Larimer	Larimer County Sheriff	\$12,574,893	\$51,326	\$81,128	\$57	\$372,556	\$2,404	---	---
Larimer	Fort Collins Police	\$13,740,731	\$67,855	\$105,698	\$132	\$598,769	\$4,606	6,000	46
Pueblo	Pueblo Police	\$10,283,550	\$40,092	\$53,008	\$103	\$373,082	\$1,923	6,384	33
<b>CONNECTICUT</b>									
Fairfield	Bridgeport Police	\$43,141,353	\$80,040	\$100,096	\$313	\$5,920,533	\$13,737	0	0
Fairfield	Danbury Police	---	---	---	---	---	---	---	---
Fairfield	Greenwich Police	\$10,475,873	\$59,522	\$66,303	\$179	\$534,701	\$3,384	0	0
Fairfield	Norwalk Police	\$10,360,974	\$47,746	\$58,208	\$133	\$1,163,804	\$6,538	6,186	35
Fairfield	Stamford Police	\$20,947,005	\$53,848	\$66,923	\$190	\$1,674,187	\$5,349	0	0
Hartford	Bristol Police	\$7,452,455	\$60,344	\$65,372	\$125	\$600,000	\$5,263	---	---
Hartford	East Hartford Police	\$7,771,600	\$49,818	\$62,674	\$162	\$406,100	\$3,275	6,000	48
Hartford	Hartford Police	\$30,277,990	\$47,719	\$64,013	\$228	\$3,350,930	\$7,084	---	---
Hartford	Manchester Police	\$10,004,466	\$70,207	\$92,634	\$194	\$500,000	\$4,630	0	0
Hartford	New Britain Police	\$9,727,538	\$55,114	\$61,179	\$136	\$663,494	\$4,173	0	0
New Haven	Meriden Police	---	---	---	---	---	---	---	---
New Haven	Milford Police	\$6,249,221	\$41,249	\$50,397	\$126	\$513,450	\$4,209	---	---
New Haven	New Haven Police	\$26,426,133	\$46,079	\$61,030	\$212	\$1,943,252	\$4,488	0	0
New Haven	Waterbury Police	\$25,244,982	\$67,863	\$78,401	\$237	\$2,492,378	\$7,740	---	---
New Haven	West Haven Police	\$6,035,000	\$46,069	\$52,026	\$116	\$1,145,000	\$9,871	---	---

Table 6a. - continued

County	Name of agency	Fiscal 1997 operating expenditure				Overtime pay and compensatory hours earned by full-time officers during fiscal 1997			
		Total	Per employee	Per officer	Per resident	Overtime pay		Compensatory hours	
						Total	Per officer	Total	Per officer
<b>DELAWARE</b>									
New Castle	New Castle County Police	\$25,203,926	\$73,481	\$81,831	\$53	\$1,428,019	\$4,636	0	0
New Castle	Wilmington Police	\$23,107,426	\$74,062	\$90,617	\$333	\$569,712	\$2,234	38,844	152
<b>DISTRICT OF COLUMBIA</b>									
Washington, DC	Washington Metropolitan Police	\$234,305,657	\$54,572	\$64,761	\$431	\$12,147,050	\$3,357	0	0
<b>FLORIDA</b>									
Alachua	Alachua County Sheriff	\$17,863,331	\$50,390	\$82,510	\$91	\$527,190	\$2,499	1,720	8
Alachua	Gainesville Police	\$16,902,224	\$42,468	\$67,609	\$194	\$989,364	\$3,973	0	0
Bay	Bay County Sheriff	\$8,031,381	\$42,159	\$57,780	\$56	\$88,659	\$667	335	3
Brevard	Brevard County Sheriff	\$35,388,279	\$46,934	\$70,918	\$78	\$1,383,131	\$2,772	---	---
Brevard	Melbourne Police	\$11,266,411	\$56,332	\$77,167	\$167	\$319,503	\$2,188	1,255	9
Brevard	Palm Bay Police	\$8,821,000	\$49,556	\$81,676	\$118	\$355,000	\$3,287	2,975	28
Broward	Broward County Sheriff	\$205,343,235	\$68,277	\$107,145	\$143	\$2,474,000	\$1,298	12,000	6
Broward	Coral Springs Police	\$17,507,325	\$72,047	\$110,806	\$166	\$311,000	\$1,968	3,100	20
Broward	Davie Police	\$9,176,528	\$53,821	\$74,606	\$157	\$401,543	\$3,265	0	0
Broward	Fort Lauderdale Police	\$51,315,442	\$70,976	\$111,072	\$338	\$1,789,026	\$3,872	20,000	43
Broward	Hollywood Police	\$33,523,330	\$65,797	\$109,197	\$262	---	---	---	---
Broward	Margate Police	\$7,271,918	\$41,793	\$71,293	\$144	---	---	---	---
Broward	Miramar Police	\$8,916,860	\$54,206	\$75,567	\$175	\$289,063	\$2,450	3,000	25
Broward	Pembroke Pines Police	\$13,550,954	\$52,727	\$74,049	\$135	\$411,823	\$2,250	28,010	153
Broward	Plantation Police	---	---	---	---	\$115,304	\$674	---	---
Broward	Pompano Beach Police	\$23,570,386	\$77,790	\$98,210	\$316	\$519,583	\$2,165	0	0
Broward	Sunrise Police	\$8,955,496	\$39,107	\$60,922	\$115	\$111,628	\$759	3,200	22
Charlotte	Charlotte County Sheriff	\$18,325,240	\$46,988	\$64,074	\$141	\$149,431	\$522	1,830	6
Citrus	Citrus County Sheriff	\$11,650,453	\$51,437	\$85,351	\$107	\$36,367	\$269	1,751	13
Clay	Clay County Sheriff	\$14,668,499	\$42,456	\$60,865	\$114	\$200,000	\$833	0	0
Collier	Collier County Sheriff	\$43,007,000	\$52,769	\$74,022	\$229	\$500,000	\$861	0	0
Dade	Metro-Dade Police	\$296,856,803	\$68,086	\$101,663	\$143	\$13,623,448	\$4,666	---	---
Dade	Coral Gables Police	\$17,778,759	\$83,078	\$115,446	\$445	\$1,068,987	\$6,941	20,545	133
Dade	Hialeah Police	\$25,800,000	\$55,187	\$80,124	\$126	\$1,552,708	\$4,822	---	---
Dade	Miami Police	\$79,892,287	\$58,188	\$79,337	\$219	\$7,992,308	\$7,937	72,162	72
Dade	Miami Beach Police	\$31,060,955	\$60,607	\$87,005	\$329	\$2,475,000	\$6,933	---	---
Duval	Jacksonville Sheriff	\$139,360,698	\$54,523	\$95,945	\$205	\$2,779,439	\$1,933	---	---
Escambia	Escambia County Sheriff	\$38,270,000	\$42,055	\$61,085	\$138	\$165,000	\$264	---	---
Escambia	Pensacola Police	\$10,474,153	\$46,864	\$66,503	\$177	\$230,047	\$1,475	6,541	42
Hernando	Hernando County Sheriff	\$12,402,225	\$49,215	\$77,514	\$102	\$129,730	\$811	700	4
Hillsborough	Hillsborough County Sheriff	\$145,624,657	\$53,061	\$79,489	\$162	\$1,081,152	\$620	---	---
Hillsborough	Tampa Police	\$70,745,794	\$58,857	\$77,233	\$248	\$1,235,620	\$1,349	6,319	7
Indian River	Indian River County Sheriff	\$18,143,359	\$49,708	\$68,466	\$188	\$161,575	\$610	2,745	10
Lake	Lake County Sheriff	\$20,693,501	\$42,103	\$60,331	\$111	\$654,984	\$1,910	---	---
Lee	Lee County Sheriff	\$43,186,949	\$50,276	\$79,607	\$114	\$804,503	\$1,509	---	---
Lee	Cape Coral Police	\$10,475,271	\$53,174	\$82,482	\$119	\$130,782	\$1,030	0	0
Lee	Fort Myers Police	\$11,179,366	\$49,140	\$72,125	\$243	\$350,000	\$2,258	---	---
Leon	Leon County Sheriff	\$30,627,670	\$50,292	\$66,873	\$142	\$899,653	\$1,969	1,500	3
Leon	Tallahassee Police	\$26,615,573	\$50,842	\$77,710	\$195	\$911,427	\$2,804	---	---
Manatee	Manatee County Sheriff	\$47,489,388	\$47,112	\$79,149	\$204	\$924,627	\$1,544	0	0
Marion	Marion County Sheriff	\$34,160,585	\$51,177	\$88,614	\$148	\$546,500	\$1,423	19,596	51
Marion	Ocala Police	\$9,513,593	\$43,943	\$64,281	\$212	\$455,525	\$3,208	1,155	8
Martin	Martin County Sheriff	\$23,145,923	\$45,879	\$65,569	\$206	\$494,444	\$1,401	4,803	14
Monroe	Monroe County Sheriff	\$26,487,231	\$48,334	\$74,823	\$328	\$668,849	\$1,895	15,570	44
Okaloosa	Okaloosa County Sheriff	\$10,613,735	\$45,553	\$59,796	\$64	\$99,148	\$608	4,386	27
Orange	Orange County Sheriff	\$83,431,957	\$48,862	\$74,693	\$110	\$1,091,241	\$977	11,530	10
Orange	Orlando Police	\$51,475,643	\$59,821	\$84,873	\$296	\$574,663	\$958	55,304	92
Osceola	Osceola County Sheriff	\$22,898,640	\$67,349	\$99,776	\$169	\$36,765	\$168	16,123	74
Palm Beach	Palm Beach County Sheriff	\$160,970,099	\$63,113	\$99,672	\$162	\$3,535,547	\$2,189	---	---
Palm Beach	Boca Raton Police	\$12,730,106	\$58,395	\$91,583	\$186	\$315,640	\$2,271	9,993	72
Palm Beach	Boynton Beach Police	\$11,133,636	\$57,687	\$82,471	\$219	\$880,160	\$6,520	---	---
Palm Beach	Delray Beach Police	\$12,500,000	\$57,870	\$82,781	\$246	\$455,183	\$3,014	3,927	26
Palm Beach	West Palm Beach Police	\$22,883,303	\$61,432	\$94,951	\$289	\$1,350,000	\$5,602	4,500	19
Pasco	Pasco County Sheriff	\$35,453,754	\$44,624	\$64,170	\$114	\$407,596	\$740	0	0
Pinellas	Pinellas County Sheriff	\$105,735,104	\$51,603	\$74,200	\$122	\$528,769	\$371	73,520	52
Pinellas	Clearwater Police	\$17,741,982	\$42,907	\$68,767	\$177	\$500,000	\$1,938	7,000	27
Pinellas	Largo Police	\$8,804,504	\$45,384	\$69,877	\$134	\$457,998	\$3,635	0	0
Pinellas	St. Petersburg Police	\$48,171,161	\$67,942	\$94,268	\$204	\$900,000	\$1,761	---	---
Polk	Polk County Sheriff	\$55,563,426	\$44,362	\$68,344	\$126	\$436,693	\$537	595	1
Polk	Lakeland Police	\$13,764,520	\$42,222	\$63,725	\$188	\$631,963	\$3,009	---	---
St. John	St. John County Sheriff	\$17,737,348	\$46,800	\$69,695	\$167	\$195,905	\$852	0	0
St. Lucie	St. Lucie County Sheriff	\$26,062,695	\$56,474	\$75,001	\$149	\$611,410	\$1,762	2,849	8
St. Lucie	Fort Pierce Police	\$7,315,823	\$53,596	\$69,017	\$198	\$270,514	\$2,552	2,146	20
St. Lucie	Port St. Lucie Police	\$9,387,834	\$56,724	\$82,349	\$124	\$482,228	\$4,230	4,775	42
Santa Rosa	Santa Rosa County Sheriff	\$9,930,946	\$51,190	\$61,302	\$92	\$125,000	\$772	56,463	349
Sarasota	Sarasota County Sheriff	\$37,253,002	\$46,105	\$107,049	\$126	\$1,101,816	\$3,166	16,900	49
Sarasota	Sarasota Police	\$15,410,317	\$58,594	\$83,299	\$303	\$786,873	\$4,253	422	2
Seminole	Seminole County Sheriff	\$31,463,414	\$50,912	\$120,089	\$94	\$964,782	\$3,682	0	0
Volusia	Volusia County Sheriff	\$25,462,091	\$40,193	\$69,097	\$61	\$2,626,342	\$7,377	2,062	6
Volusia	Daytona Beach Police	\$16,736,838	\$43,986	\$57,025	\$257	\$1,212,647	\$4,950	---	---

Table 6a. - continued

County	Name of agency	Fiscal 1997 operating expenditure				Overtime pay and compensatory hours earned by full-time officers during fiscal 1997			
		Total	Per employee	Per officer	Per resident	Overtime pay		Compensatory hours	
						Total	Per officer	Total	Per officer
<b>GEORGIA</b>									
Bibb	Bibb County Sheriff	\$14,650,000	\$44,127	\$65,402	\$94	\$250,000	\$1,116	0	0
Bibb	Macon Police	\$13,585,423	\$42,060	\$46,846	\$120	\$595,184	\$2,052	260	1
Chatham	Chatham County Police	\$7,472,510	\$30,625	\$50,151	\$33	\$134,640	\$904	718	5
Chatham	Savannah Police	\$24,970,310	\$45,986	\$58,892	\$183	\$397,649	\$938	5,000	12
Cherokee	Cherokee County Sheriff	\$6,019,660	\$24,620	\$33,818	\$50	\$702,592	\$3,947	0	0
Clarke	Athens-Clarke County Police	\$10,791,400	\$42,994	\$54,502	\$121	\$352,474	\$1,780	1,534	8
Clayton	Clayton County Police	\$10,735,844	\$44,180	\$49,703	\$53	\$269,907	\$1,250	0	0
Cobb	Cobb County Police	\$22,344,597	\$43,642	\$57,589	\$41	\$500,000	\$1,289	---	---
Cobb	Cobb County Sheriff	\$20,135,346	\$41,905	\$80,221	\$37	\$501,938	\$2,008	---	---
Cobb	Marietta Police	\$7,860,675	\$50,714	\$60,467	\$154	\$429,493	\$3,304	15,774	121
Columbia	Columbia County Sheriff	\$6,800,000	\$33,171	\$46,259	\$79	\$250,000	\$1,701	0	0
De Kalb	De Kalb County Police	\$50,369,000	\$63,920	\$70,644	\$85	\$816,000	\$1,144	0	0
Dougherty	Albany Police	\$9,234,665	\$34,587	\$45,716	\$118	\$246,217	\$1,219	0	0
Douglas	Douglas County Sheriff	\$8,335,712	\$39,319	\$43,529	\$99	\$263,000	\$1,406	---	---
Fulton	Fulton County Police	\$21,500,000	\$75,175	\$98,174	\$30	\$120,000	\$548	4,000	18
Fulton	Atlanta Police	\$88,612,717	\$41,148	\$54,971	\$220	\$3,266,333	\$2,026	---	---
Fulton	East Point Police	\$5,942,000	\$35,056	\$47,536	\$174	\$425,000	\$3,400	1,200	10
Gwinnett	Gwinnett County Police	\$29,287,000	\$50,149	\$73,401	\$61	\$366,116	\$918	---	---
Hall	Hall County Sheriff	\$10,000,000	\$37,453	\$53,191	\$88	\$790,000	\$4,202	---	---
Muscogee	Columbus Police	\$20,291,969	\$41,582	\$52,434	\$111	\$164,821	\$426	0	0
Richmond	Augusta-Richmond Co. Sheriff	\$19,358,180	\$27,361	\$34,943	\$102	\$156,760	\$283	---	---
<b>HAWAII</b>									
Hawaii	Hawaii County Police	\$24,321,998	\$50,045	\$68,901	\$176	\$1,720,304	\$4,873	75,000	212
Honolulu	Honolulu Police	\$163,453,375	\$76,344	\$96,661	\$187	\$13,066,556	\$7,727	37,071	22
Kauai	Kauai County Police	\$7,882,404	\$45,171	\$58,388	\$140	\$635,228	\$4,705	---	---
Maui	Maui County Police	\$27,226,125	\$66,977	\$86,984	\$233	\$1,775,613	\$5,673	0	0
<b>IDAHO</b>									
Ada	Ada County Sheriff	\$16,260,399	\$44,488	\$82,961	\$63	\$550,000	\$2,806	4,500	23
Ada	Boise Police	\$17,222,002	\$65,359	\$77,577	\$113	\$824,986	\$3,716	6,155	28
<b>ILLINOIS</b>									
Champaign	Champaign Police	\$7,691,913	\$52,326	\$65,186	\$120	\$554,091	\$4,696	8,043	68
Cook	Cook County Sheriff	---	---	---	---	---	---	---	---
Cook	Arlington Heights Police	\$9,970,218	\$70,711	\$94,954	\$130	\$352,222	\$3,354	1,904	18
Cook	Chicago Police	\$702,194,102	\$41,095	\$52,912	\$258	\$28,431,865	\$2,142	559,949	42
Cook	Cicero Police	\$9,152,400	\$50,426	\$72,638	\$129	\$373,300	\$3,696	0	0
Cook	Evanston Police	\$12,155,020	\$56,667	\$77,917	\$170	\$725,000	\$4,647	8,500	54
Cook	Oak Lawn Police	\$6,183,399	\$31,710	\$60,622	\$107	---	---	---	---
Cook	Oak Park Police	\$8,114,000	\$48,880	\$68,763	\$157	\$138,855	\$1,177	3,800	32
Cook	Schaumburg Police	\$10,439,281	\$48,330	\$74,566	\$141	\$737,075	\$5,265	---	---
Cook	Skokie Police	\$8,482,699	\$63,304	\$82,356	\$145	\$249,120	\$2,419	0	0
Du Page	Naperville Police	\$15,834,685	\$62,712	\$99,589	\$148	\$1,478,112	\$9,296	---	---
Kane	Aurora Police	\$20,996,024	\$62,581	\$84,321	\$180	\$2,537,092	\$10,189	---	---
Kane	Elgin Police	\$14,000,000	\$69,652	\$88,050	\$163	\$1,062,377	\$6,899	1,936	13
Lake	Lake County Sheriff	\$19,634,252	\$48,720	\$100,947	\$34	\$982,328	\$5,745	5,585	33
Lake	Waukegan Police	\$12,108,106	\$62,574	\$84,672	\$163	\$590,782	\$4,131	4,923	34
Macon	Decatur Police	\$11,557,375	\$60,510	\$74,564	\$142	\$640,000	\$4,129	0	0
Peoria	Peoria Police	\$15,988,154	\$57,101	\$68,914	\$142	\$500,000	\$2,155	---	---
Sangamon	Springfield Police	\$15,518,352	\$49,579	\$61,581	\$137	\$942,812	\$3,786	43,137	173
Will	Will County Sheriff	\$20,723,360	\$44,139	\$78,796	\$48	\$427,525	\$1,626	0	0
Will	Joliet Police	\$15,682,666	\$51,334	\$69,087	\$181	\$900,000	\$3,965	---	---
Winnebago	Winnebago County Sheriff	\$14,489,632	\$54,885	\$62,054	\$55	\$242,707	\$1,084	0	0
Winnebago	Rockford Police	\$23,349,307	\$73,890	\$82,799	\$163	\$2,071,282	\$7,345	0	0
<b>INDIANA</b>									
Allen	Fort Wayne Police	\$26,043,672	\$58,328	\$68,899	\$141	\$313,793	\$830	21,081	56
Delaware	Muncie Police	\$4,602,150	\$37,114	\$38,351	\$67	\$280,000	\$2,333	---	---
Elkhart	Elkhart Police	\$4,437,587	\$31,251	\$43,083	\$100	\$327,400	\$3,179	8,239	80
Howard	Kokomo Police	\$5,480,895	\$37,669	\$52,199	\$120	\$253,235	\$2,412	0	0
Lake	Lake County Sheriff	\$15,078,850	\$34,905	\$87,161	\$31	\$72,748	\$421	3,500	20
Lake	East Chicago Police	\$6,598,665	\$47,472	\$62,252	\$208	\$147,867	\$1,395	2,000	19
Lake	Gary Police	\$10,957,941	\$33,926	\$45,094	\$99	\$1,100,000	\$4,527	0	0
Lake	Hammond Police	\$11,450,673	\$38,948	\$54,527	\$143	\$675,000	\$3,214	200	1
Madison	Anderson Police	\$7,126,922	\$41,556	\$55,679	\$121	\$243,774	\$1,904	3,162	25
Marion	Marion County Sheriff	\$55,318,398	\$55,821	\$107,206	\$74	\$1,447,472	\$2,805	22,887	44
Marion	Indianapolis Police	\$69,946,850	\$55,957	\$72,110	\$94	\$2,766,763	\$2,852	28,401	29
St. Joseph	South Bend Police	\$13,557,798	\$40,775	\$55,113	\$133	\$820,108	\$3,334	0	0
Vanderburgh	Vanderburgh County Sheriff	\$7,851,168	\$47,583	\$76,225	\$47	\$100,000	\$971	---	---
Vanderburgh	Evansville Police	\$10,597,377	\$34,519	\$38,961	\$86	\$1,174,492	\$4,318	30,594	112
Vigo	Terre Haute Police	\$4,182,733	\$29,877	\$35,447	\$77	\$44,186	\$374	8,431	71

Table 6a. - continued

County	Name of agency	Fiscal 1997 operating expenditure				Overtime pay and compensatory hours earned by full-time officers during fiscal 1997			
		Total	Per employee	Per officer	Per resident	Overtime pay		Compensatory hours	
						Total	Per officer	Total	Per officer
<b>IOWA</b>									
Black Hawk	Waterloo Police	---	---	---	---	\$215,766	\$1,712	---	---
Linn	Cedar Rapids Police	\$12,283,840	\$53,062	\$61,419	\$108	\$170,000	\$850	9,000	45
Polk	Des Moines Police	\$29,383,813	\$62,452	\$85,170	\$152	\$842,137	\$2,441	23,595	68
Scott	Davenport Police	\$11,727,527	\$56,655	\$73,758	\$121	\$334,828	\$2,106	1,821	11
Woodbury	Sioux City Police	\$9,347,777	\$61,499	\$76,621	\$112	\$95,033	\$779	2,000	16
<b>KANSAS</b>									
Douglas	Lawrence Police	\$4,949,164	\$35,734	\$44,992	\$69	\$344,047	\$3,128	0	0
Johnson	Johnson County Sheriff	\$26,151,826	\$62,045	\$74,084	\$64	\$1,214,716	\$3,441	0	0
Johnson	Olathe Police	\$8,318,080	\$57,366	\$71,708	\$106	\$465,635	\$4,014	0	0
Johnson	Overland Park Police	\$15,503,657	\$60,443	\$85,656	\$118	\$1,045,826	\$5,778	0	0
Sedgwick	Sedgwick County Sheriff	\$15,015,669	\$44,890	\$98,463	\$35	\$230,560	\$1,517	---	---
Sedgwick	Wichita Police	\$35,030,495	\$45,026	\$59,374	\$109	\$890,000	\$1,508	0	0
Shawnee	Shawnee County Sheriff	\$5,715,224	\$48,027	\$54,431	\$35	\$354,767	\$3,379	6,883	66
Shawnee	Topeka Police	\$17,816,468	\$54,401	\$64,088	\$149	---	---	---	---
Wyandotte	Kansas City Police	\$25,263,228	\$52,089	\$68,464	\$177	\$815,800	\$2,211	---	---
<b>KENTUCKY</b>									
Fayette	Lexington-Fayette County Police	\$24,605,531	\$40,107	\$56,826	\$103	\$1,756,042	\$4,056	2,850	7
Jefferson	Jefferson County Police	\$30,200,000	\$51,186	\$73,123	\$45	\$1,000,000	\$2,421	3,100	8
Jefferson	Jefferson County Sheriff	\$10,215,000	\$48,876	\$60,088	\$15	\$204,924	\$1,227	---	---
Jefferson	Louisville Police	\$51,711,420	\$57,457	\$79,069	\$198	\$2,351,584	\$3,596	1,998	3
Kenton	Covington Police	\$8,716,880	\$66,796	\$83,018	\$213	\$0	\$0	0	0
<b>LOUISIANA</b>									
Ascension	Ascension Parish Sheriff	\$7,298,346	\$39,882	\$40,101	\$107	\$72,620	\$422	2,200	13
Bossier	Bossier Police	\$6,747,186	\$38,120	\$38,336	\$121	\$228,221	\$1,297	5,379	31
Caddo	Caddo Parish Sheriff	\$25,994,500	\$42,579	\$44,741	\$106	\$264,100	\$458	800	1
Caddo	Shreveport Police	\$23,039,124	\$33,782	\$45,986	\$120	\$427,918	\$854	0	0
Calcasieu	Calcasieu Parish Sheriff	\$13,168,780	\$19,394	\$22,207	\$74	\$75,598	\$132	0	0
Calcasieu	Lake Charles Police	\$4,537,132	\$26,456	\$26,689	\$64	\$907,829	\$5,340	7,795	46
E. Baton Rouge	E. Baton Rouge Parish Sheriff	\$18,000,920	\$25,697	\$26,164	\$48	\$0	\$0	0	0
E. Baton Rouge	Baton Rouge Police	\$39,659,910	\$51,843	\$61,679	\$106	\$4,500,960	\$7,000	0	0
Jefferson	Kenner Police	\$8,337,510	\$42,647	\$64,135	\$115	\$1,084,094	\$8,339	0	0
Lafayette	Lafayette Parish Sheriff	\$15,491,230	\$33,207	\$33,243	\$95	---	---	---	---
Lafourche	Lafourche Parish Sheriff	\$7,265,301	\$34,929	\$41,996	\$83	\$166,173	\$977	26,332	155
Orleans	New Orleans Police	\$100,433,000	\$52,445	\$63,727	\$211	\$5,000,000	\$3,173	0	0
Ouachita	Ouachita Parish Sheriff	\$11,588,501	\$39,283	\$40,378	\$79	---	---	---	---
Ouachita	Monroe Police	\$8,581,679	\$33,588	\$50,779	\$157	\$446,616	\$2,643	---	---
Rapides	Alexandria Police	\$9,600,000	\$51,200	\$62,745	\$208	\$205,000	\$1,340	18,252	119
St. Bernard	St. Bernard Parish Sheriff	\$9,729,171	\$30,075	\$32,057	\$146	\$30,000	\$103	0	0
St. Charles	St. Charles Parish Sheriff	\$10,035,165	\$35,335	\$35,586	\$213	\$250,000	\$896	3,000	11
St. John the Baptist	St. John the Baptist Sheriff	\$8,074,757	\$37,211	\$37,733	\$191	\$250,000	\$1,168	4,000	19
St. Landry	St. Landry Parish Sheriff	\$1,717,000	\$14,930	\$14,930	\$21	\$0	\$0	0	0
St. Tammany	St. Tammany Parish Sheriff	\$15,071,093	\$40,514	\$40,514	\$84	---	---	30,833	87
Terrebonne	Terrebonne Parish Sheriff	\$9,856,423	\$39,035	\$39,035	\$97	\$250,000	\$1,016	0	0
<b>MARYLAND</b>									
Anne Arundel	Anne Arundel County Police	\$44,044,957	\$50,772	\$73,654	\$95	\$2,019,048	\$3,376	11,455	19
Anne Arundel	Annapolis Police	\$6,387,666	\$41,478	\$55,066	\$192	\$545,180	\$4,700	4,699	41
Baltimore(city)	Baltimore Police	\$181,774,737	\$48,996	\$58,979	\$269	\$6,819,000	\$2,213	0	0
Baltimore	Baltimore County Police	\$78,532,853	\$38,868	\$48,839	\$109	\$3,548,200	\$2,207	132,610	82
Charles	Charles County Sheriff	\$18,597,196	\$53,364	\$119,596	\$164	\$508,890	\$3,370	904	6
Harford	Harford County Sheriff	\$18,338,089	\$67,793	\$87,742	\$88	\$1,191,143	\$5,699	---	---
Howard	Howard County Police	\$23,995,458	\$60,366	\$77,405	\$107	\$933,005	\$3,010	---	---
Montgomery	Montgomery County Police	\$98,728,205	\$74,260	\$100,743	\$121	\$4,816,019	\$4,929	---	---
Prince George's	Prince George's County Police	\$91,935,626	\$56,715	\$72,734	\$119	\$10,144,363	\$8,026	0	0
<b>MASSACHUSETTS</b>									
Bristol	Fall River Police	\$11,918,142	\$41,382	\$49,046	\$131	\$775,970	\$3,193	---	---
Bristol	New Bedford Police	\$12,579,993	\$40,844	\$45,415	\$130	\$473,682	\$1,710	---	---
Essex	Lawrence Police	\$5,197,573	\$33,318	\$39,079	\$76	\$1,843,160	\$13,858	---	---
Essex	Lynn Police	---	---	---	---	\$732,000	\$4,519	0	0
Hampden	Chicopee Police	\$5,832,102	\$47,033	\$48,199	\$107	\$130,000	\$1,074	0	0
Hampden	Holyoke Police	---	---	---	---	\$384,059	\$3,122	15,835	129
Hampden	Springfield Police	---	---	---	---	\$1,200,000	\$2,087	---	---
Middlesex	Cambridge Police	\$21,757,000	\$77,427	\$87,378	\$232	\$393,731	\$1,581	0	0
Middlesex	Framingham Police	---	---	---	---	\$494,999	\$4,160	1,828	15
Middlesex	Lowell Police	\$15,232,211	\$46,299	\$61,920	\$151	\$669,844	\$2,723	0	0
Middlesex	Malden Police	\$4,450,215	\$37,085	\$44,502	\$84	\$481,382	\$4,814	---	---
Middlesex	Medford Police	\$7,706,235	\$63,952	\$67,011	\$137	\$717,414	\$6,238	0	0
Middlesex	Newton Police	\$9,485,871	\$42,826	\$60,807	\$118	\$598,638	\$3,837	---	---
Middlesex	Somerville Police	---	---	---	---	\$454,963	\$2,791	0	0
Middlesex	Waltham Police	\$8,341,121	\$43,671	\$58,330	\$146	\$453,530	\$3,172	4,282	30

Table 6a. - continued

County	Name of agency	Fiscal 1997 operating expenditure				Overtime pay and compensatory hours earned by full-time officers during fiscal 1997			
		Total	Per employee	Per officer	Per resident	Overtime pay		Compensatory hours	
						Total	Per officer	Total	Per officer
<b>MASSACHUSETTS (cont.)</b>									
Norfolk	Brookline Police	\$8,740,771	\$64,270	\$68,825	\$161	\$326,405	\$2,766	---	---
Norfolk	Quincy Police	\$14,393,752	\$57,232	\$71,611	\$168	\$1,121,648	\$5,580	0	0
Plymouth	Brockton Police	\$10,751,615	\$54,439	\$63,619	\$116	\$450,000	\$2,663	25,000	148
Suffolk	Boston Police	\$161,398,589	\$53,656	\$73,698	\$289	---	---	---	---
Suffolk	Revere Police	\$5,151,902	\$36,668	\$44,413	\$123	\$51,225	\$442	352	3
Worcester	Worcester Police	\$42,000,000	\$81,238	\$92,105	\$252	\$1,000,000	\$2,193	0	0
<b>MICHIGAN</b>									
Calhoun	Battle Creek Police	---	---	---	---	---	---	---	---
Genesee	Flint Police	\$27,064,633	\$64,748	\$83,533	\$201	\$1,008,050	\$3,111	10,500	32
Ingham	Lansing Police	---	---	---	---	\$882,409	\$3,544	---	---
Kalamazoo	Kalamazoo Police	\$23,409,672	\$70,938	\$98,775	\$302	\$828,409	\$3,495	6,662	28
Kent	Kent County Sheriff	\$32,052,100	\$64,297	\$187,439	\$60	\$920,942	\$5,386	0	0
Kent	Grand Rapids Police	\$27,500,000	\$60,841	\$79,251	\$146	\$1,400,000	\$4,035	55,424	160
Macomb	Macomb County Sheriff	\$20,000,000	\$51,020	\$105,820	\$27	\$1,400,000	\$7,407	20,000	106
Macomb	Sterling Heights Police	\$17,050,000	\$74,454	\$110,000	\$144	\$1,466,000	\$9,458	---	---
Macomb	Warren Police	---	---	---	---	---	---	---	---
Oakland	Oakland County Sheriff	\$67,604,037	\$83,052	\$96,028	\$58	\$4,219,855	\$6,502	0	0
Oakland	Farmington Hills Police	\$11,270,108	\$67,284	\$98,429	\$141	\$238,160	\$2,146	6,360	57
Oakland	Pontiac Police	\$15,022,691	\$74,740	\$91,047	\$213	\$1,254,601	\$7,604	22,660	137
Oakland	Southfield Police	\$14,551,800	\$64,675	\$87,137	\$191	\$925,832	\$5,544	---	---
Oakland	Troy Police	---	---	---	---	---	---	---	---
Saginaw	Saginaw Police	\$12,252,055	\$68,257	\$81,680	\$188	\$588,975	\$3,927	12,247	82
Washtenaw	Washtenaw County Sheriff	\$17,014,182	\$60,983	\$103,116	\$58	\$1,235,792	\$7,490	5,600	34
Washtenaw	Ann Arbor Police	\$12,261,379	\$50,667	\$66,638	\$113	\$727,185	\$3,952	5,371	29
Wayne	Wayne County Sheriff	\$90,258,067	\$76,881	\$118,139	\$42	\$3,485,717	\$4,562	0	0
Wayne	Dearborn Police	\$19,000,000	\$70,111	\$94,527	\$208	\$1,329,000	\$6,612	30,000	149
Wayne	Detroit Police	---	---	---	---	0	0	0	0
Wayne	Livonia Police	\$14,291,928	\$72,364	\$86,618	\$136	\$772,699	\$4,683	0	0
Wayne	Taylor Police	\$6,670,000	\$53,147	\$66,040	\$93	\$750,000	\$7,426	---	---
Wayne	Westland Police	\$9,628,520	\$77,649	\$95,332	\$106	\$334,142	\$3,308	14,688	145
<b>MINNESOTA</b>									
Hennepin	Bloomington Police	\$11,506,395	\$83,380	\$108,551	\$133	\$261,840	\$2,470	---	---
Hennepin	Minneapolis Police	\$71,174,075	\$62,433	\$79,971	\$198	\$3,200,000	\$3,596	---	---
Ramsey	Ramsey County Sheriff	\$23,667,795	\$65,744	\$82,755	\$49	\$900,449	\$3,148	---	---
Ramsey	St. Paul Police	\$47,430,720	\$64,182	\$81,636	\$183	\$1,157,337	\$1,992	0	0
St. Louis	Duluth Police	\$9,782,879	\$58,580	\$69,382	\$117	\$252,732	\$1,792	111	1
<b>MISSISSIPPI</b>									
Forrest	Hattiesburg Police	\$5,076,474	\$27,740	\$46,150	\$106	\$197,126	\$1,792	0	0
Harrison	Biloxi Police	\$8,266,505	\$45,671	\$67,758	\$171	\$133,811	\$1,097	0	0
Harrison	Gulfport Police	\$11,209,913	\$48,319	\$68,984	\$173	\$599,152	\$3,721	3,061	19
Hinds	Jackson Police	\$21,764,388	\$32,387	\$52,193	\$113	\$929,109	\$2,228	---	---
Jackson	Jackson County Sheriff	\$4,946,718	\$32,978	\$33,651	\$39	---	---	750	5
<b>MISSOURI</b>									
Boone	Columbia Police	\$7,938,302	\$52,226	\$68,434	\$103	\$252,900	\$2,180	0	0
Buchanan	St. Joseph Police	\$5,871,967	\$39,945	\$53,871	\$84	\$220,000	\$2,018	0	0
Greene	Springfield Police	\$14,525,101	\$45,533	\$57,411	\$101	---	---	---	---
Jackson	Independence Police	---	---	---	---	---	---	---	---
Jackson	Kansas City Police	\$88,710,079	\$47,694	\$75,691	\$201	---	---	---	---
Jefferson	Jefferson County Sheriff	---	---	---	---	---	---	2,000	13
St. Charles	St. Charles County Sheriff	\$6,484,285	\$39,418	\$55,899	\$25	\$144,207	\$1,243	2,752	24
St. Louis (city)	St. Louis Police	\$93,425,000	\$41,093	\$58,100	\$266	\$2,756,407	\$1,714	---	---
St. Louis	St. Louis County Police	\$38,452,720	\$45,506	\$61,623	\$38	---	---	---	---
<b>MONTANA</b>									
Yellowstone	Billings Police	\$6,738,233	\$48,828	\$57,592	\$74	\$306,034	\$2,616	7,855	67
<b>NEBRASKA</b>									
Douglas	Omaha Police	\$41,066,088	\$47,040	\$60,303	\$113	\$1,017,405	\$1,494	24,655	36
Lancaster	Lincoln Police	\$18,842,926	\$50,114	\$68,025	\$90	\$420,000	\$1,516	---	---
<b>NEVADA</b>									
Clark	Las Vegas Metropolitan Police	\$158,338,674	\$58,568	\$92,650	\$151	\$3,166,200	\$1,853	---	---
Clark	North Las Vegas Police	\$17,884,400	\$87,029	\$126,840	\$227	---	---	---	---
Nye	Nye County Sheriff	---	---	---	---	---	---	---	---
Washoe	Washoe County Sheriff	\$41,415,743	\$70,435	\$107,295	\$139	\$1,854,142	\$4,841	---	---
Washoe	Reno Police	\$36,852,430	\$79,767	\$118,879	\$237	\$1,821,815	\$5,877	4,000	13

Table 6a. - continued

County	Name of agency	Fiscal 1997 operating expenditure				Overtime pay and compensatory hours earned by full-time officers during fiscal 1997			
		Total	Per employee	Per officer	Per resident	Overtime pay		Compensatory hours	
						Total	Per officer	Total	Per officer
<b>NEW HAMPSHIRE</b>									
Hillsborough	Manchester Police	\$12,145,099	\$42,764	\$62,604	\$120	\$936,794	\$4,829	1,000	5
Hillsborough	Nashua Police	\$8,612,980	\$42,428	\$57,420	\$106	\$551,851	\$3,679	---	---
<b>NEW JERSEY</b>									
Atlantic	Atlantic City Police	\$20,413,834	\$35,814	\$48,837	\$532	\$448,390	\$1,073	---	---
Camden	Camden Police	\$22,164,667	\$53,667	\$64,245	\$261	\$1,566,400	\$4,540	0	0
Camden	Cherry Hill Police	\$10,425,000	\$58,240	\$87,605	\$151	\$188,645	\$1,585	5,533	46
Essex	Bloomfield Police	\$6,550,000	\$45,486	\$53,689	\$151	\$400,000	\$3,279	1,000	8
Essex	East Orange Police	\$20,631,291	\$58,116	\$72,390	\$293	\$903,735	\$3,171	32,664	115
Essex	Irvington Police	\$13,530,311	\$60,269	\$75,588	\$232	\$391,501	\$2,187	7,634	43
Essex	Newark Police	\$67,324,214	\$40,557	\$47,849	\$251	\$4,329,144	\$3,077	---	---
Essex	West Orange Police	\$6,855,131	\$43,663	\$66,555	\$174	\$222,713	\$2,162	3,061	30
Hudson	Hudson County Sheriff	---	---	---	---	---	---	---	---
Hudson	Bayonne Police	\$11,380,970	\$54,981	\$59,276	\$188	\$342,617	\$1,784	0	0
Hudson	Hoboken Police	\$9,621,389	\$58,311	\$62,073	\$290	---	---	---	---
Hudson	Jersey City Police	\$60,635,275	\$56,092	\$70,670	\$265	\$3,083,158	\$3,593	0	0
Hudson	North Bergen Police	\$6,240,000	\$48,750	\$57,778	\$130	\$80,000	\$741	---	---
Hudson	Union City Police	---	---	---	---	\$400,000	\$2,299	5,000	29
Hudson	West New York Police	\$7,160,000	\$63,084	\$66,605	\$190	\$332,775	\$3,139	0	0
Mercer	Hamilton Police	\$14,235,130	\$72,077	\$85,754	\$165	\$554,228	\$3,339	0	0
Mercer	Trenton Police	\$25,524,260	\$51,151	\$69,359	\$299	\$1,621,729	\$4,407	0	0
Middlesex	Edison Police	\$13,505,694	\$57,471	\$78,068	\$144	---	---	---	---
Middlesex	New Brunswick Police	\$11,049,365	\$56,955	\$80,068	\$266	\$832,581	\$6,033	0	0
Middlesex	Perth Amboy Police	---	---	---	---	\$171,276	\$1,464	16,748	143
Middlesex	Woodbridge Police	\$17,446,781	\$60,579	\$79,666	\$184	---	---	---	---
Monmouth	Long Branch Police	---	---	---	---	\$86,850	\$712	1,540	13
Morris	Parsippany Police	\$10,564,440	\$73,877	\$88,037	\$213	\$62,000	\$620	---	---
Ocean	Brick Township Police	\$7,815,206	\$51,756	\$70,407	\$107	\$234,000	\$2,108	500	5
Ocean	Dover Township Police	\$9,258,000	\$50,179	\$69,090	\$111	\$261,000	\$1,948	6,000	45
Passaic	Passaic County Sheriff	\$35,700,000	\$58,911	\$72,857	\$77	\$750,000	\$1,531	0	0
Passaic	Clifton Police	\$10,706,907	\$51,229	\$68,415	\$150	\$249,000	\$1,694	8,000	54
Passaic	Passaic Police	\$8,413,777	\$54,992	\$63,261	\$148	\$376,876	\$2,834	---	---
Passaic	Wayne Police	\$8,570,663	\$54,417	\$74,853	\$170	\$117,168	\$1,065	671	6
Union	Union County Sheriff	\$7,250,000	\$39,189	\$46,774	\$15	---	---	---	---
Union	Elizabeth Police	\$18,648,425	\$40,496	\$53,897	\$169	\$427,373	\$1,235	0	0
Union	Linden Police	---	---	---	---	\$170,000	\$1,339	0	0
Union	Plainfield Police	\$8,637,528	\$49,357	\$62,140	\$187	\$345,000	\$2,482	0	0
Union	Union Police	\$9,882,626	\$45,542	\$77,208	\$196	\$187,013	\$1,461	0	0
<b>NEW MEXICO</b>									
Bernalillo	Bernalillo County Sheriff	---	---	---	---	---	---	---	---
Bernalillo	Albuquerque Police	\$73,744,761	\$56,661	\$84,862	\$176	\$5,892,263	\$6,781	---	---
Dona Ana	Las Cruces Police	\$10,390,693	\$50,197	\$72,158	\$139	\$63,064	\$438	---	---
Santa Fe	Santa Fe Police	\$9,295,422	\$58,462	\$79,448	\$140	\$288,894	\$2,469	10,000	85
<b>NEW YORK</b>									
Albany	Albany Police	\$24,023,296	\$54,723	\$75,073	\$232	\$1,947,044	\$6,085	20,000	63
Albany	Colonie Police	\$9,500,000	\$61,489	\$87,156	\$123	\$290,000	\$2,661	500	5
Broome	Binghamton Police	\$7,206,274	\$44,483	\$50,044	\$149	\$195,000	\$1,354	0	0
Dutchess	Dutchess County Sheriff	\$18,048,038	\$36,720	\$42,317	\$69	\$1,498,756	\$3,785	12,370	31
Erie	Erie County Sheriff	\$43,085,143	\$65,930	\$78,124	\$45	\$6,904,047	\$13,027	13,726	26
Erie	Amherst Police	\$9,491,729	\$51,031	\$64,570	\$84	\$370,629	\$2,521	2,135	15
Erie	Buffalo Police	\$59,946,048	\$49,116	\$64,597	\$193	\$5,588,104	\$6,022	0	0
Erie	Cheektowaga Police	\$8,861,000	\$48,158	\$70,888	\$89	\$369,028	\$2,952	3,641	29
Erie	Tonawanda Police	\$8,712,629	\$52,644	\$82,195	\$106	\$111,185	\$1,049	263	2
Monroe	Monroe County Sheriff	\$60,500,000	\$61,893	\$77,021	\$84	\$2,400,000	\$3,170	50,000	66
Monroe	Rochester Police	\$46,719,500	\$51,087	\$67,416	\$211	\$2,004,100	\$2,892	45,732	66
Nassau	Nassau County Police	\$456,004,316	\$118,136	\$155,368	\$350	---	---	---	---
Nassau	Hempstead Police	\$9,554,539	\$65,219	\$88,468	\$205	\$779,367	\$7,216	2,446	23
New York City	New York City Police	\$2,424,000,000	\$49,986	\$63,235	\$328	\$110,564,681	\$2,885	745,554	19
Niagara	Niagara County Sheriff	\$14,581,263	\$48,604	\$111,307	\$66	\$537,207	\$4,101	1,497	11
Niagara	Niagara Falls Police	\$9,137,586	\$50,207	\$57,833	\$157	\$118,200	\$748	---	---
Onondaga	Onondaga County Sheriff	\$45,396,182	\$79,156	\$85,171	\$97	\$3,693,799	\$6,996	---	---
Onondaga	Syracuse Police	\$24,673,017	\$38,582	\$47,448	\$158	\$2,282,252	\$4,389	20,393	39
Oswego	Oswego County Sheriff	\$6,455,418	\$41,648	\$48,175	\$51	\$348,644	\$2,602	0	0
Rensselaer	Troy Police	\$2,930,105	\$25,151	\$27,906	\$56	\$289,867	\$2,761	1,000	10
Rockland	Clarkstown Police	\$13,131,000	\$63,282	\$84,716	\$157	\$1,253,501	\$8,087	9,240	60
Rockland	Ramapo Police	\$12,360,294	\$95,079	\$112,366	\$126	\$267,474	\$2,477	3,422	32
Schenectady	Schenectady Police	\$6,872,000	\$30,679	\$46,432	\$109	\$990,000	\$6,689	0	0
Suffolk	Suffolk County Police	\$305,127,462	\$84,208	\$112,552	\$225	\$17,597,287	\$6,491	---	---
Westchester	Westchester County Police	\$23,151,460	\$82,684	\$101,098	\$26	\$1,434,080	\$6,262	---	---
Westchester	Greenburgh Police	\$10,036,966	\$75,183	\$96,509	\$117	\$324,119	\$3,117	1,716	17
Westchester	Mt. Vernon Police	\$12,835,541	\$56,669	\$72,929	\$191	---	---	---	---
Westchester	New Rochelle Police	\$14,744,566	\$61,436	\$82,372	\$219	\$450,673	\$2,518	---	---
Westchester	White Plains Police	\$16,366,137	\$58,242	\$81,831	\$330	\$610,330	\$3,052	13,094	65
Westchester	Yonkers Police	\$37,812,616	\$60,500	\$70,153	\$199	\$3,168,056	\$5,878	---	---

Table 6a. - continued

County	Name of agency	Fiscal 1997 operating expenditure				Overtime pay and compensatory hours earned by full-time officers during fiscal 1997			
		Total	Per employee	Per officer	Per resident	Overtime pay		Compensatory hours	
						Total	Per officer	Total	Per officer
<b>NORTH CAROLINA</b>									
Alamance	Burlington Police	\$5,903,918	\$43,571	\$57,320	\$146	\$175,000	\$1,699	5,000	49
Buncombe	Buncombe County Sheriff	\$11,896,539	\$39,133	\$56,921	\$62	\$30,000	\$146	7,600	37
Buncombe	Asheville Police	\$9,963,781	\$46,560	\$60,023	\$156	\$176,882	\$1,066	---	---
Cabarrus	Cabarrus County Sheriff	\$5,804,879	\$38,959	\$44,312	\$51	\$30,000	\$229	4,000	31
Cumberland	Cumberland County Sheriff	\$17,193,934	\$31,233	\$50,870	\$60	\$0	\$0	---	---
Cumberland	Fayetteville Police	\$15,229,894	\$41,498	\$54,784	\$191	\$212,000	\$763	0	0
Durham	Durham Police	\$26,546,752	\$64,748	\$76,284	\$177	---	---	---	---
Forsyth	Winston-Salem Police	\$29,584,891	\$50,017	\$63,623	\$193	\$525,084	\$1,129	0	0
Gaston	Gaston County Police	\$7,851,819	\$45,386	\$67,688	\$43	\$71,800	\$619	0	0
Gaston	Gastonia Police	\$10,690,881	\$47,410	\$61,797	\$189	\$265,049	\$1,532	660	4
Guilford	Guilford County Sheriff	\$20,750,000	\$51,746	\$98,810	\$55	---	---	---	---
Guilford	Greensboro Police	\$32,858,799	\$54,537	\$73,346	\$168	\$61,046	\$136	17,796	40
Guilford	High Point Police	\$7,589,890	\$34,657	\$39,634	\$102	\$250,560	\$1,362	0	0
Mecklenburg	Charlotte-Mecklenburg Police	\$87,469,457	\$53,335	\$68,017	\$198	\$1,454,100	\$1,131	---	---
Nash	Rocky Mount Police	\$7,112,483	\$38,137	\$47,103	\$135	\$186,000	\$1,292	4,000	28
New Hanover	Wilmington Police	\$5,721,729	\$29,878	\$34,572	\$92	\$82,775	\$508	0	0
Pitt	Greenville Police	\$7,245,628	\$43,257	\$54,072	\$133	\$154,312	\$1,152	0	0
Wake	Wake County Sheriff	\$22,493,199	\$52,310	\$115,350	\$42	\$25,000	\$128	0	0
Wake	Raleigh Police	\$26,636,165	\$40,450	\$46,648	\$109	\$0	\$0	205,500	360
<b>OHIO</b>									
Butler	Butler County Sheriff	\$9,350,000	\$49,734	\$66,786	\$29	\$130,000	\$929	4,500	32
Butler	Hamilton Police	\$5,973,253	\$42,214	\$52,168	\$97	\$223,441	\$1,977	1,100	10
Cuyahoga	Cleveland Police	\$135,352,198	\$56,919	\$75,279	\$272	\$7,252,818	\$4,034	305,240	170
Cuyahoga	Euclid Police	\$9,297,481	\$48,424	\$91,152	\$177	\$632,145	\$6,198	8,551	84
Franklin	Franklin County Sheriff	\$36,374,398	\$52,564	\$65,187	\$36	\$749,303	\$1,343	21,998	39
Franklin	Columbus Police	\$128,872,648	\$60,732	\$74,665	\$196	\$3,640,514	\$2,109	---	---
Hamilton	Hamilton County Sheriff	\$43,832,493	\$46,091	\$46,091	\$51	\$554,164	\$583	---	---
Hamilton	Cincinnati Police	\$95,203,812	\$72,343	\$97,345	\$275	\$3,438,280	\$3,516	182,900	187
Lorain	Lorain Police	\$6,400,000	\$44,755	\$60,377	\$92	\$300,000	\$2,830	4,000	38
Lucas	Toledo Police	\$84,802,825	\$105,476	\$116,009	\$267	\$2,779,284	\$3,802	---	---
Mahoning	Youngstown Police	\$13,188,779	\$54,839	\$66,948	\$151	\$732,822	\$3,720	---	---
Montgomery	Dayton Police	\$42,690,400	\$71,269	\$88,021	\$247	\$2,943,200	\$6,068	39,000	80
Stark	Canton Police	\$11,300,000	\$55,941	\$60,428	\$139	---	---	---	---
Summit	Akron Police	\$35,686,670	\$65,480	\$71,373	\$165	\$1,199,653	\$2,399	35,658	71
<b>OKLAHOMA</b>									
Cleveland	Norman Police	---	---	---	---	---	---	---	---
Comanche	Lawton Police	\$8,674,437	\$51,480	\$60,239	\$105	---	---	---	---
Oklahoma	Oklahoma County Sheriff	\$18,400,000	\$22,076	\$55,927	\$29	\$5,775	\$18	3,000	9
Oklahoma	Oklahoma City Police	\$76,829,565	\$60,976	\$77,763	\$164	\$762,055	\$771	---	---
Tulsa	Tulsa County Sheriff	\$14,443,210	\$34,512	\$67,492	\$27	---	---	23,968	112
Tulsa	Tulsa Police	\$47,457,204	\$50,865	\$59,322	\$125	\$1,757,440	\$2,197	59,906	75
<b>OREGON</b>									
Clackamas	Clackamas County Sheriff	\$31,641,000	\$89,762	\$113,004	\$98	\$2,695,000	\$9,625	10,000	36
Lane	Lane County Sheriff	\$22,385,757	\$78,547	\$114,213	\$73	\$2,030,265	\$10,358	3,233	16
Lane	Eugene Police	\$15,309,548	\$56,493	\$90,589	\$124	\$946,432	\$5,600	0	0
Linn	Linn County Sheriff	\$8,606,696	\$52,162	\$63,753	\$84	\$219,821	\$1,628	318	2
Marion	Salem Police	\$20,183,611	\$75,032	\$118,033	\$165	\$607,993	\$3,556	9,921	58
Multnomah	Portland Police	\$99,461,436	\$81,459	\$103,390	\$207	\$5,152,606	\$5,356	28,792	30
Washington	Washington County Sheriff	\$20,781,951	\$62,785	\$78,128	\$54	\$294,999	\$1,109	---	---
<b>PENNSYLVANIA</b>									
Allegheny	Allegheny County Police	\$12,082,889	\$45,596	\$51,858	\$9	\$952,540	\$4,088	0	0
Allegheny	Pittsburgh Police	---	---	---	---	\$5,633,109	\$5,021	---	---
Berks	Reading Police	\$9,777,278	\$35,361	\$47,928	\$129	\$571,900	\$2,803	---	---
Dauphin	Harrisburg Police	\$11,055,386	\$49,576	\$62,460	\$217	\$1,110,216	\$6,272	14,800	84
Delaware	Upper Darby Township Police	\$8,839,950	\$76,206	\$87,524	\$111	\$207,000	\$2,050	---	---
Erie	Erie Police	\$15,192,826	\$59,116	\$81,245	\$144	\$514,754	\$2,753	0	0
Lancaster	Lancaster Police	\$7,629,184	\$41,351	\$56,512	\$142	\$215,000	\$1,593	---	---
Lehigh	Allentown Police	\$10,995,342	\$34,253	\$53,899	\$108	\$820,794	\$4,024	12,913	63
Montgomery	Lower Merion Township Police	\$7,992,516	\$48,884	\$59,646	\$140	\$209,947	\$1,567	0	0
Northampton	Bethlehem Police	\$5,750,377	\$33,432	\$41,074	\$82	\$45,156	\$323	2,728	19
Philadelphia	Philadelphia Police	\$350,678,553	\$42,638	\$51,707	\$237	\$28,200,304	\$4,158	51,979	8
<b>RHODE ISLAND</b>									
Kent	Warwick Police	\$10,440,572	\$42,184	\$61,779	\$124	\$229,000	\$1,355	3,500	21
Providence	Cranston Police	\$13,875,796	\$58,671	\$95,695	\$187	\$304,154	\$2,098	---	---
Providence	Pawtucket Police	---	---	---	---	\$475,000	\$3,188	0	0
Providence	Providence Police	\$20,841,362	\$35,475	\$44,533	\$137	\$1,601,554	\$3,422	---	---
Providence	Woonsocket Police	\$5,694,694	\$47,855	\$56,383	\$136	\$340,000	\$3,366	---	---

Table 6a. - continued

County	Name of agency	Fiscal 1997 operating expenditure				Overtime pay and compensatory hours earned by full-time officers during fiscal 1997			
		Total	Per employee	Per officer	Per resident	Overtime pay		Compensatory hours	
						Total	Per officer	Total	Per officer
<b>SOUTH CAROLINA</b>									
Anderson	Anderson County Sheriff	\$5,110,309	\$33,731	\$44,437	\$33	\$142,099	\$1,236	9,600	83
Beaufort	Beaufort County Sheriff	\$11,390,828	\$62,759	\$68,005	\$111	\$235,923	\$1,456	---	---
Charleston	Charleston County Sheriff	\$26,465,276	\$46,430	\$113,585	\$95	\$832,516	\$3,573	5,000	21
Charleston	Charleston Police	\$19,000,000	\$38,384	\$59,748	\$267	\$25,000	\$79	0	0
Greenville	Greenville County Sheriff	\$12,066,116	\$31,138	\$41,607	\$35	\$523,600	\$1,806	0	0
Greenville	Greenville Police	\$8,507,399	\$37,895	\$47,002	\$149	\$242,089	\$1,376	0	0
Horry	Horry County Police	\$5,387,877	\$36,652	\$40,510	\$33	\$160,187	\$1,204	0	0
Horry	Myrtle Beach Police	\$7,584,372	\$42,019	\$55,360	\$298	\$835,338	\$6,097	1,010	7
Richland	Richland County Sheriff	\$11,357,360	\$30,449	\$35,162	\$37	\$109,540	\$339	4,680	14
Richland	Columbia Police	\$15,215,179	\$45,216	\$52,739	\$135	---	---	---	---
Spartanburg	Spartanburg County Sheriff	\$10,473,701	\$40,913	\$44,569	\$43	\$23,000	\$98	0	0
Spartanburg	Spartanburg Police	\$5,512,544	\$32,522	\$41,138	\$131	\$63,686	\$475	3,500	26
<b>SOUTH DAKOTA</b>									
Minnehaha	Sioux Falls Police	\$10,381,142	\$56,573	\$65,290	\$92	\$492,793	\$3,099	5,728	36
<b>TENNESSEE</b>									
Davidson	Nashville Metropolitan Police	\$71,801,906	\$39,354	\$56,139	\$140	\$1,823,115	\$1,425	9,540	7
Hamilton	Hamilton County Sheriff	\$13,912,879	\$41,718	\$48,058	\$47	\$781,441	\$2,732	0	0
Hamilton	Chattanooga Police	\$19,756,577	\$36,859	\$46,817	\$131	\$607,064	\$1,452	0	0
Knox	Knox County Sheriff	\$29,375,521	\$34,297	\$106,241	\$81	---	---	---	---
Knox	Knoxville Police	\$22,249,117	\$45,130	\$56,327	\$133	\$209,533	\$530	6,000	15
Madison	Jackson Police	\$8,324,801	\$38,363	\$48,400	\$165	\$423,000	\$2,459	1,200	7
Montgomery	Clarksville Police	\$4,596,110	\$22,420	\$25,253	\$48	\$199,648	\$1,128	0	0
Rutherford	Murfreesboro Police	\$5,143,585	\$30,346	\$41,481	\$95	\$523,595	\$4,257	7,500	61
Shelby	Memphis Police	\$109,873,761	\$53,079	\$70,772	\$184	\$9,135,079	\$6,098	26,550	18
Sullivan	Sullivan County Sheriff	---	---	---	---	---	---	---	---
Washington	Johnson City Police	\$6,920,532	\$38,770	\$49,432	\$125	\$97,000	\$693	0	0
<b>TEXAS</b>									
Bell	Killeen Police	\$5,729,614	\$31,481	\$41,220	\$73	\$309,243	\$2,225	4,654	33
Bell	Temple Police	\$6,072,210	\$47,071	\$58,387	\$118	\$300,807	\$2,892	8,090	78
Bexar	Bexar County Sheriff	\$50,858,772	\$33,252	\$38,676	\$39	---	---	---	---
Bexar	San Antonio Police	\$159,456,679	\$65,084	\$85,408	\$149	\$4,600,237	\$2,464	---	---
Cameron	Brownsville Police	\$12,189,000	\$49,149	\$67,717	\$92	\$694,000	\$3,856	6,513	36
Cameron	Harlingen Police	\$4,800,000	\$33,803	\$44,860	\$84	\$180,000	\$1,682	3,000	28
Collin	Plano Police	\$18,454,269	\$52,204	\$75,324	\$96	\$1,094,020	\$4,465	36,000	147
Dallas	Carrollton Police	\$10,359,800	\$50,047	\$79,691	\$107	\$286,797	\$2,206	4,800	37
Dallas	Dallas Police	\$212,314,565	\$60,197	\$75,369	\$202	\$7,632,582	\$2,709	135,276	48
Dallas	Garland Police	\$21,018,305	\$52,546	\$72,980	\$111	\$1,302,659	\$4,523	---	---
Dallas	Grand Prairie Police	\$13,562,617	\$49,954	\$80,252	\$124	\$642,160	\$3,800	---	---
Dallas	Irving Police	\$21,764,177	\$50,497	\$78,288	\$123	\$466,000	\$1,676	0	0
Dallas	Mesquite Police	\$15,621,795	\$60,785	\$80,942	\$140	\$955,222	\$4,949	2,199	11
Dallas	Richardson Police	\$13,862,273	\$58,988	\$95,602	\$171	\$419,638	\$2,894	---	---
Denton	Denton Police	\$7,196,548	\$47,659	\$65,423	\$98	\$281,620	\$2,560	6,000	55
Ector	Odessa Police	\$9,920,607	\$43,511	\$58,015	\$109	\$575,055	\$3,363	10,972	64
El Paso	El Paso Police	\$64,441,861	\$50,306	\$63,615	\$107	\$3,089,054	\$3,049	0	0
Fort Bend	Fort Bend County Sheriff	\$12,470,073	\$41,155	\$65,632	\$41	\$0	\$0	3,037	16
Gregg	Longview Police	\$8,774,199	\$46,424	\$62,673	\$118	\$227,544	\$1,625	4,565	33
Harris	Harris County Sheriff	\$152,221,134	\$46,058	\$61,528	\$49	\$273,908	\$111	---	---
Harris	Baytown Police	\$7,444,741	\$50,644	\$65,305	\$109	\$317,912	\$2,789	2,000	18
Harris	Houston Police	\$376,666,719	\$50,614	\$70,339	\$216	\$28,095,316	\$5,247	669,373	125
Harris	Pasadena Police	\$12,830,343	\$43,346	\$55,784	\$97	\$770,000	\$3,348	90,000	391
Hidalgo	Hidalgo County Sheriff	\$11,017,947	\$34,978	\$86,078	\$22	---	---	---	---
Hidalgo	McAllen Police	\$11,207,360	\$38,250	\$57,474	\$108	\$405,000	\$2,077	3,280	17
Jefferson	Beaumont Police	\$17,208,031	\$52,464	\$65,680	\$155	\$442,003	\$1,687	11,634	44
Jefferson	Port Arthur Police	\$7,601,334	\$54,295	\$67,869	\$132	\$316,336	\$2,824	3,512	31
Lubbock	Lubbock Police	---	---	---	---	\$874,653	\$2,916	---	---
McLennan	Waco Police	\$12,690,337	\$40,871	\$56,653	\$117	\$417,137	\$1,862	4,782	21
Midland	Midland Police	\$10,603,139	\$47,548	\$66,270	\$109	\$210,000	\$1,313	10,500	66
Nueces	Corpus Christi Police	\$30,783,674	\$50,424	\$78,131	\$110	\$1,884,346	\$4,783	---	---
Potter	Amarillo Police	\$16,892,768	\$49,466	\$64,723	\$100	\$319,032	\$1,222	20,000	77
Smith	Tyler Police	\$10,941,185	\$48,954	\$65,911	\$133	\$472,000	\$2,843	25,070	151
Tarrant	Tarrant County Sheriff	\$38,371,599	\$28,668	\$90,180	\$29	\$1,619,148	\$3,911	0	0
Tarrant	Arlington Police	\$39,030,000	\$64,036	\$85,218	\$132	\$610,510	\$1,333	24,420	53
Tarrant	Fort Worth Police	\$86,677,000	\$57,024	\$72,231	\$181	\$715,999	\$597	0	0
Taylor	Abilene Police	\$9,627,380	\$42,225	\$57,649	\$89	\$322,000	\$1,928	0	0
Tom Green	San Angelo Police	\$8,071,655	\$42,707	\$49,217	\$92	\$335,000	\$2,043	0	0
Travis	Travis County Sheriff	\$47,890,364	\$42,138	\$58,546	\$70	\$407,130	\$498	0	0
Travis	Austin Police	\$75,503,597	\$51,486	\$77,360	\$139	\$1,671,987	\$1,713	---	---
Webb	Laredo Police	\$8,526,802	\$25,227	\$31,698	\$52	\$363,576	\$1,352	1,972	7
Wichita	Wichita Falls Police	\$11,112,300	\$43,836	\$63,864	\$111	\$189,000	\$189,000	1,800	10
Williamson	Williamson County Sheriff	---	---	---	---	\$0	\$0	0	0



**Table 6a. - continued**

County	Name of agency	Fiscal 1997 operating expenditure				Overtime pay and compensatory hours earned by full-time officers during fiscal 1997			
		Total	Per employee	Per officer	Per resident	Overtime pay		Compensatory hours	
						Total	Per officer	Total	Per officer
<b>UTAH</b>									
Salt Lake	Salt Lake City Police	\$33,490,208	\$58,962	\$85,001	\$194	\$1,291,356	\$3,278	---	---
Salt Lake	West Valley City Police	\$8,500,000	\$44,855	\$57,823	\$86	\$75,000	\$524	0	0
Weber	Ogden Police	\$7,600,000	\$53,901	\$66,667	\$116	\$525,000	\$4,605	4,000	35
<b>VIRGINIA</b>									
Alexandria(city)	Alexandria Police	\$24,926,000	\$61,394	\$91,640	\$212	\$1,487,000	\$5,467	7,681	28
Arlington	Arlington County Police	\$31,006,108	\$65,139	\$93,111	\$177	\$1,005,692	\$3,020	0	0
Chesapeake(city)	Chesapeake Police	\$18,343,138	\$47,094	\$62,180	\$95	\$431,434	\$1,462	7,897	27
Chesterfield	Chesterfield County Police	\$20,023,600	\$46,031	\$56,089	\$83	\$1,210,400	\$3,400	0	0
Danville(city)	Danville Police	\$5,761,772	\$38,670	\$42,680	\$108	---	---	---	---
Fairfax	Fairfax County Police	\$99,004,310	\$70,743	\$94,380	\$110	\$8,742,310	\$8,334	52,975	51
Hampton(city)	Hampton Police	\$10,476,139	\$29,552	\$40,216	\$75	\$640,000	\$2,510	---	---
Hanover	Hanover County Sheriff	\$7,526,324	\$47,485	\$51,727	\$98	\$276,000	\$2,000	5,505	40
Henrico	Henrico County Police	\$33,837,700	\$54,227	\$75,869	\$145	\$859,843	\$1,928	---	---
Loudoun	Loudoun County Sheriff	\$14,176,314	\$57,863	\$78,977	\$115	\$841,417	\$4,727	100	1
Lynchburg(city)	Lynchburg Police	\$6,330,646	\$32,801	\$44,270	\$94	\$200,681	\$1,403	9,104	64
Newport News(city)	Newport News Police	\$22,751,785	\$45,458	\$61,161	\$129	\$467,425	\$1,257	---	---
Norfolk(city)	Norfolk Police	\$40,687,615	\$47,092	\$57,226	\$174	\$643,898	\$906	---	---
Petersburg(city)	Petersburg Police	\$5,898,140	\$39,321	\$57,263	\$154	\$195,500	\$1,898	11,198	109
Portsmouth(city)	Portsmouth Police	\$12,488,725	\$34,982	\$50,767	\$123	\$350,846	\$1,426	---	---
Prince William	Prince William County Police	\$26,518,261	\$62,031	\$82,355	\$106	\$1,116,572	\$3,468	4,658	14
Richmond(city)	Richmond Police	\$36,016,880	\$44,356	\$51,306	\$182	\$1,294,745	\$1,844	---	---
Roanoke(city)	Roanoke Police	\$12,318,625	\$41,338	\$48,120	\$129	\$318,000	\$1,282	3,500	14
Suffolk(city)	Suffolk Police	\$6,018,509	\$41,795	\$53,261	\$102	\$176,362	\$1,575	5,933	53
Virginia Beach(city)	Virginia Beach Police	\$50,820,241	\$54,971	\$71,780	\$118	\$2,268,831	\$3,205	62,550	88
<b>WASHINGTON</b>									
Clark	Clark County Sheriff	\$18,368,558	\$54,345	\$143,504	\$60	\$224,479	\$1,754	1,444	11
Clark	Vancouver Police	\$8,195,845	\$62,090	\$68,873	\$137	\$342,401	\$2,877	1,488	13
King	King County Sheriff	\$64,000,000	\$73,988	\$110,535	\$40	\$2,421,374	\$4,182	---	---
King	Bellevue Police	\$19,877,245	\$77,343	\$120,468	\$215	\$462,913	\$2,806	5,986	36
King	Kent Police	\$13,657,537	\$83,278	\$126,459	\$320	\$670,989	\$6,213	---	---
King	Seattle Police	\$116,566,847	\$65,267	\$94,616	\$222	\$6,869,537	\$5,576	21,285	17
Pierce	Pierce County Sheriff	\$53,356,800	\$78,466	\$179,653	\$81	\$2,163,300	\$7,284	0	0
Pierce	Tacoma Police	\$39,577,361	\$92,040	\$102,004	\$221	\$1,824,195	\$4,702	---	---
Snohomish	Snohomish County Sheriff	---	---	---	---	\$1,218,538	\$6,924	0	0
Snohomish	Everett Police	\$12,588,786	\$66,083	\$82,280	\$155	\$390,234	\$2,551	10,000	65
Spokane	Spokane County Sheriff	\$25,193,866	\$53,891	\$107,897	\$62	\$640,345	\$2,748	---	---
Spokane	Spokane Police	\$26,703,400	\$68,208	\$95,030	\$143	\$1,327,701	\$4,725	0	0
Thurston	Thurston County Sheriff	\$11,546,261	\$64,325	\$80,743	\$59	\$502,501	\$3,514	8,875	62
Yakima	Yakima Police	\$9,406,999	\$56,161	\$83,248	\$144	\$115,500	\$1,022	1,936	17
<b>WEST VIRGINIA</b>									
Cabell	Huntington Police	\$5,592,018	\$50,837	\$54,824	\$104	\$450,000	\$4,412	2,200	22
Kanawha	Charleston Police	\$9,235,955	\$42,464	\$52,777	\$165	\$1,600,000	\$9,143	0	0
<b>WISCONSIN</b>									
Brown	Brown County Sheriff	\$15,270,091	\$75,408	\$115,683	\$72	\$889,275	\$6,737	238	2
Brown	Green Bay Police	\$13,721,040	\$49,624	\$74,168	\$134	\$790,000	\$4,270	---	---
Dane	Dane County Sheriff	\$32,236,768	\$79,794	\$100,114	\$82	\$1,628,114	\$5,056	---	---
Dane	Madison Police	\$30,073,241	\$77,508	\$91,967	\$152	\$1,039,298	\$3,178	39,983	122
Kenosha	Kenosha Police	\$13,502,703	\$66,190	\$78,504	\$155	\$282,211	\$1,641	0	0
Milwaukee	Milwaukee County Sheriff	\$63,143,431	\$72,914	\$98,662	\$68	\$5,745,222	\$8,977	15,037	23
Milwaukee	Milwaukee Police	\$130,711,033	\$49,757	\$60,768	\$221	\$10,144,410	\$4,716	258,108	120
Milwaukee	West Allis Police	\$10,825,717	\$57,892	\$67,240	\$179	\$233,472	\$1,450	2,680	17
Outgamie	Appleton Police	\$8,763,722	\$57,093	\$85,085	\$133	\$340,068	\$3,302	12,049	117
Racine	Racine Police	\$15,972,413	\$56,841	\$76,423	\$193	\$657,675	\$3,147	8,000	38
Waukesha	Waukesha County Sheriff	\$18,196,018	\$59,078	\$122,946	\$53	\$409,586	\$2,767	4,138	28

Note: Data are for fiscal year ending June 30, 1997 or the most recent fiscal year completed prior to that date. Operating expenditure data include gross salaries and wages, employer contributions to employee benefits, jail expenditures (if applicable), and other operating expenditures such as the purchase of supplies, food, and contractual services. Capital expenditures such as equipment purchases and construction costs are not included. Computation of per employee expenditure includes all agency employees with a weight of .5 assigned to part-time employees. Computation of per officer expenditure includes all sworn agency employees with a weight of .5 assigned to part-time officers. Computation of per resident expenditure is based on city or county population. In some cases, data are estimates provided by agency.

---Data were not provided by an agency.

**Table 7a. Starting salaries, collective bargaining, special pay, and officer membership organizations in local law enforcement agencies, 1997**

County	Agency	Base annual starting salary				Collective bargaining authorized for officers	Types of special pay authorized for officers	Organizations authorized for officer membership		
		Chief or Sheriff	Sergeant/ first-line supervisor	Officer with 1 year experience	Entry-level officer			Nonpolice union	Police union	Police association
<b>ALABAMA</b>										
Etowah	Gadsden Police	\$33,612	\$28,142	\$24,980	\$22,986	X	H,S	X	-	X
Houston	Dothan Police	\$66,531	\$33,111	\$28,266	\$27,443	-	-	X	X	X
Jefferson	Jefferson County Sheriff	\$67,500	\$27,331	\$23,608	\$22,505	X	E,H	-	-	X
Jefferson	Bessemer Police	\$64,555	\$37,080	\$26,208	\$23,753	-	E	-	-	-
Jefferson	Birmingham Police	\$70,179	\$27,788	\$25,188	\$22,859	-	E,H,M	-	-	X
Jefferson	Hoover Police	\$58,746	\$36,065	\$31,154	\$29,671	-	E,H,S	-	X	X
Madison	Huntsville Police	\$57,740	\$30,992	\$26,769	\$24,356	-	H	-	-	X
Mobile	Mobile County Sheriff	\$85,151	\$27,936	\$22,440	\$21,888	-	E,M	X	X	X
Mobile	Mobile Police	\$77,844	\$26,612	\$21,888	\$20,856	-	E,H,M	-	-	X
Montgomery	Montgomery County Sheriff	\$59,488	\$28,935	\$22,671	\$20,564	-	H,M	-	-	-
Montgomery	Montgomery Police	\$62,009	\$26,721	\$24,708	\$24,008	-	H,M,S	-	-	X
Morgan	Decatur Police	---	---	---	---	-	M	-	-	X
Tuscaloosa	Tuscaloosa Police	\$56,803	\$29,143	\$24,189	\$23,363	-	S	-	-	-
<b>ALASKA</b>										
Anchorage	Anchorage Police	\$73,736	\$50,660	\$46,280	\$45,064	X	E,M,S	X	X	X
<b>ARIZONA</b>										
Maricopa	Maricopa County Sheriff	\$75,000	\$40,227	\$27,934	\$26,603	-	S,E	-	X	X
Maricopa	Chandler Police	\$72,259	\$38,226	\$33,003	\$31,431	X	E,H,M	-	-	X
Maricopa	Glendale Police	\$74,712	\$39,307	\$33,815	\$33,815	-	H,M	-	-	X
Maricopa	Mesa Police	\$93,626	\$45,513	\$33,722	\$32,892	-	-	-	-	X
Maricopa	Phoenix Police	\$80,122	\$39,374	\$34,320	\$32,802	X	S,E	X	X	X
Maricopa	Scottsdale Police	\$73,694	\$47,777	\$32,053	\$30,013	-	S,M	-	-	X
Maricopa	Tempe Police	\$79,737	\$41,790	\$33,798	\$33,798	-	S	-	-	-
Pima	Pima County Sheriff	---	\$45,174	\$31,479	\$30,798	X	E,H,M,S	-	-	X
Pima	Tucson Police	\$70,000	\$41,388	\$30,888	\$29,400	-	E,H,M,S	X	X	X
Pinal	Pinal County Sheriff	\$75,000	\$32,033	\$27,601	\$26,249	-	S,M	-	-	-
Yuma	Yuma Police	\$65,662	\$39,017	\$31,242	\$31,242	-	-	-	-	X
<b>ARKANSAS</b>										
Jefferson	Pine Bluff Police	\$43,963	\$31,251	\$27,405	\$23,259	-	E,M	-	-	X
Pulaski	Pulaski County Sheriff	\$27,000	\$21,869	\$18,402	\$18,402	-	-	-	-	X
Pulaski	Little Rock Police	\$58,900	\$35,462	\$23,061	\$23,061	X	S,E	X	-	X
Pulaski	North Little Rock Police	\$65,000	\$33,374	\$24,222	\$21,633	X	E	-	-	X
Sebastian	Fort Smith Police	\$52,500	\$32,100	\$26,850	\$24,010	-	E	-	-	X
<b>CALIFORNIA</b>										
Alameda	Alameda County Sheriff	\$136,524	\$55,668	\$43,572	\$37,380	X	E,M	X	X	X
Alameda	Alameda Police	\$88,400	\$58,032	\$47,715	\$47,715	X	E	-	-	X
Alameda	Berkeley Police	\$84,192	\$66,504	\$52,752	\$50,412	X	H	-	-	X
Alameda	Fremont Police	\$126,351	\$66,460	\$56,260	\$54,432	X	E,M	X	X	X
Alameda	Hayward Police	\$121,823	\$60,180	\$55,407	\$50,415	X	E,M	-	-	X
Alameda	Oakland Police	\$118,680	\$70,764	\$49,608	\$47,244	X	E	X	-	X
Contra Costa	Contra Costa County Sheriff	\$127,500	\$49,668	\$45,072	\$42,924	X	E,M	-	-	X
Contra Costa	Concord Police	\$86,484	\$55,848	\$44,868	\$44,868	X	S,E	-	-	X
Contra Costa	Richmond Police	\$100,000	\$53,000	\$48,700	\$46,500	X	E,H,M,S	X	X	X
El Dorado	El Dorado County Sheriff	\$86,775	\$40,770	\$33,000	\$31,470	X	E,H,S	X	-	X
Fresno	Fresno County Sheriff	\$111,250	\$58,710	\$39,841	\$30,221	X	E	-	X	X
Fresno	Fresno Police	\$80,400	\$57,144	\$46,596	\$40,332	X	E,H	X	X	X
Kern	Kern County Sheriff	\$103,996	\$50,988	\$35,964	\$30,348	X	E,H,M	X	-	X
Kern	Bakersfield Police	\$92,470	\$53,600	\$40,960	\$33,995	X	E,H	X	-	X
Los Angeles	Los Angeles County Sheriff	\$234,015	\$57,840	\$41,041	\$40,349	X	E,H,M,S	X	X	X
Los Angeles	Beverly Hills Police	\$123,917	\$52,633	\$48,519	\$43,529	-	E,H	-	-	X
Los Angeles	Burbank Police	\$96,264	\$54,240	\$46,500	\$43,176	X	E,H	-	-	X
Los Angeles	Compton Police	\$82,764	\$57,264	\$40,152	\$31,728	X	E,M	-	-	X
Los Angeles	Culver City Police	\$103,417	\$63,128	\$43,721	\$41,387	X	E	X	X	X
Los Angeles	Downey Police	\$86,844	\$50,439	\$45,317	\$42,955	X	E,H,M	-	-	X
Los Angeles	El Monte Police	\$104,200	\$64,227	\$48,544	\$40,120	X	E	X	X	X
Los Angeles	Glendale Police	\$104,280	\$58,212	\$47,616	\$45,144	-	E,H,M	X	-	X
Los Angeles	Inglewood Police	\$85,080	\$49,962	\$40,946	\$38,959	X	S,E	X	-	X
Los Angeles	Long Beach Police	\$122,000	\$51,972	\$38,976	\$35,076	X	E,H	X	X	X
Los Angeles	Los Angeles Police	\$202,000	\$60,739	\$43,868	\$43,868	X	E,H,M	X	-	X
Los Angeles	Pasadena Police	\$99,063	\$53,435	\$45,448	\$43,076	X	E,H,M	X	-	X
Los Angeles	Pomona Police	\$127,573	\$53,946	\$45,540	\$29,760	X	E,H,M	X	X	X
Los Angeles	Santa Monica Police	\$102,108	\$54,696	\$46,728	\$46,728	X	E,H	-	-	X
Los Angeles	Torrance Police	\$91,740	\$57,960	\$45,156	\$43,008	X	E,H	-	-	X
Los Angeles	West Covina Police	\$105,000	\$72,000	\$50,000	\$36,000	X	E	-	-	X
Los Angeles	Whittier Police	\$100,300	\$50,964	\$42,828	\$40,716	X	-	-	-	X
Marin	Marin County Sheriff	\$103,080	\$56,056	\$44,845	\$42,785	X	E	X	-	X
Monterey	Monterey County Sheriff	\$97,860	\$47,592	\$40,571	\$38,400	X	E	X	X	X
Monterey	Salinas Police	\$91,812	\$56,076	\$43,092	\$41,028	X	E,M,S	X	X	X
Orange	Orange County Sheriff-Coroner	\$126,214	\$50,825	\$41,121	\$39,104	X	E,H,S	-	-	X
Orange	Anaheim Police	\$91,190	\$65,395	\$38,813	\$38,813	X	E,H,M,S	X	-	X
Orange	Costa Mesa Police	\$81,000	\$49,572	\$42,300	\$40,284	X	E,M	X	X	X
Orange	Fullerton Police	\$105,780	\$61,950	\$47,330	\$42,720	X	E,H	X	X	X
Orange	Garden Grove Police	\$85,284	\$51,732	\$42,228	\$40,248	X	E	X	X	X
Orange	Huntington Beach Police	\$112,500	\$65,220	\$46,356	\$41,640	X	E,H,M	-	-	X

Table 7a. - continued

County	Agency	Base annual starting salary				Collective bargaining authorized for officers	Types of special pay authorized for officers	Organizations authorized for officer membership		
		Chief or Sheriff	Sergeant/ first-line supervisor	Officer with 1 year experience	Entry-level officer			Nonpolice union	Police union	Police association
<b>CALIFORNIA (cont.)</b>										
Orange	Irvine Police	\$85,407	\$51,074	\$39,384	\$39,384	X	E,H,M	-	-	X
Orange	Newport Beach Police	\$106,044	\$53,736	\$39,648	\$35,688	X	E,M	X	-	X
Orange	Orange Police	\$85,308	\$59,856	\$42,012	\$39,972	X	E,H,M,S	X	X	X
Orange	Santa Ana Police	\$85,728	\$57,168	\$46,332	\$46,332	X	E,M	X	X	X
Placer	Placer County Sheriff	\$92,300	\$39,408	\$32,772	\$29,496	X	S,E	-	-	X
Riverside	Riverside County Sheriff	\$114,317	\$47,008	\$36,941	\$35,006	X	E,H,M	-	-	X
Riverside	Corona Police	\$101,656	\$55,392	\$39,372	\$37,500	X	E,M	-	-	X
Riverside	Riverside Police	\$74,000	\$56,958	\$40,572	\$35,052	X	H,M	X	-	-
Sacramento	Sacramento County Sheriff	\$111,720	\$43,806	\$37,855	\$37,855	X	E,H	X	-	-
Sacramento	Sacramento Police	\$76,543	\$37,093	\$31,788	\$31,788	X	E	-	-	X
San Bernardino	San Bernardino County Sheriff	\$112,000	\$45,406	\$36,275	\$32,947	X	E	-	-	X
San Bernardino	Fontana Police	\$85,428	\$53,016	\$40,620	\$38,688	X	S,M	-	-	X
San Bernardino	Ontario Police	\$73,860	\$61,104	\$41,820	\$37,860	X	E,H,M,S	X	X	X
San Bernardino	Rialto Police	\$74,424	\$47,652	\$43,813	\$39,720	-	S,E	-	-	X
San Bernardino	San Bernardino Police	\$106,560	\$51,948	\$39,960	\$31,968	X	E,H,M	X	-	X
San Diego	San Diego County Sheriff	\$131,568	\$64,189	\$46,482	\$40,560	X	E	X	X	X
San Diego	Chula Vista Police	\$107,800	\$48,600	\$41,900	\$39,900	X	E	X	X	X
San Diego	El Cajon Police	\$81,022	\$42,326	\$34,813	\$31,536	X	E,M	X	X	X
San Diego	Escondido Police	\$67,533	\$45,615	\$38,152	\$34,609	X	E,M,S	-	-	X
San Diego	Oceanside Police	\$85,821	\$52,458	\$31,970	\$28,787	X	S,E	X	X	X
San Diego	San Diego Police	\$117,600	\$48,500	\$40,198	\$39,900	-	E,H,S	-	-	X
San Francisco	San Francisco Police	\$132,912	\$60,918	\$45,318	\$39,962	-	E,H,M,S	X	X	X
San Joaquin	San Joaquin County Sheriff	\$100,000	\$49,000	\$43,000	\$43,000	X	E,H,M	X	X	X
San Joaquin	Stockton Police	\$80,808	\$42,456	\$35,820	\$35,820	X	E	X	X	X
San Luis Obispo	San Luis Obispo County Sheriff	\$101,796	\$43,332	\$35,676	\$35,676	X	E,H	X	X	X
San Mateo	San Mateo County Sheriff	\$110,157	\$47,216	\$40,290	\$40,290	X	E,H,M,S	X	-	-
San Mateo	Daly City Police	\$112,104	\$55,380	\$44,640	\$44,640	-	E,M	X	X	X
San Mateo	San Mateo Police	\$78,832	\$56,222	\$46,987	\$44,949	X	S,E	X	X	X
Santa Barbara	Santa Barbara County Sheriff	\$112,840	\$45,456	\$37,980	\$31,116	X	E,H,M	-	-	X
Santa Barbara	Santa Barbara Police	\$82,920	\$47,784	\$37,056	\$35,088	X	S,E	-	-	X
Santa Clara	Santa Clara County Sheriff	\$112,455	\$49,762	\$45,144	\$42,985	X	E,H,S	-	-	X
Santa Clara	San Jose Police	\$96,082	\$55,952	\$53,452	\$43,310	X	E	X	X	X
Santa Clara	Santa Clara Police	\$115,860	\$66,036	\$59,892	\$57,048	X	E,H,M,S	X	X	X
Santa Clara	Sunnyvale Police	\$98,815	\$64,035	\$46,171	\$46,171	X	E,H	X	-	X
Santa Cruz	Santa Cruz County Sheriff	\$105,372	\$41,748	\$37,898	\$36,150	X	S,E	X	X	X
Shasta	Shasta County Sheriff	\$77,970	\$34,000	\$30,000	\$28,300	X	S,E	X	X	X
Solano	Vallejo Police	\$103,998	\$60,331	\$50,306	\$50,306	X	E,H	X	-	X
Sonoma	Sonoma County Sheriff-Coroner	\$107,573	\$53,536	\$41,676	\$39,368	X	E,M,S	X	-	X
Sonoma	Santa Rosa Police	\$97,380	\$60,720	\$46,176	\$46,176	X	E,H,M	X	X	X
Stanislaus	Stanislaus County Sheriff	\$96,000	\$40,000	\$35,000	\$35,000	X	E,H	X	X	X
Stanislaus	Modesto Police	\$78,156	\$49,908	\$39,072	\$37,212	X	-	X	X	X
Tulare	Tulare County Sheriff	\$88,554	\$37,271	\$30,259	\$28,794	X	E,H	X	X	X
Ventura	Ventura County Sheriff	\$132,623	\$45,121	\$34,614	\$32,965	X	E,H	X	-	X
Ventura	Simi Valley Police	\$85,357	\$49,785	\$40,186	\$38,080	X	E,M	X	X	X
Ventura	Ventura Police	\$76,800	\$49,764	\$36,516	\$36,516	X	S,E	X	-	-
<b>COLORADO</b>										
Adams	Adams County Sheriff	\$69,753	\$35,424	\$29,316	\$28,464	-	-	-	-	X
Adams	Westminster Police	\$73,450	\$43,623	\$30,673	\$30,673	-	M	X	X	X
Arapahoe	Aurora Police	\$67,280	\$53,948	\$45,046	\$28,843	X	S	-	-	X
Boulder	Boulder County Sheriff	\$56,400	\$41,172	\$42,327	\$31,452	-	M	X	X	X
Boulder	Boulder Police	\$70,376	\$46,101	\$33,169	\$32,508	X	E,H,M,S	-	-	X
Denver	Denver Police	\$101,472	\$54,168	\$31,464	\$30,300	X	H	X	X	X
Douglas	Douglas County Sheriff	\$45,700	\$38,520	\$35,808	\$32,388	-	-	-	-	X
El Paso	El Paso County Sheriff	\$56,400	\$43,284	\$34,940	\$29,940	-	E,M	-	-	X
El Paso	Colorado Springs Police	\$68,208	\$50,760	\$33,372	\$29,016	-	E,H,S	-	-	X
Jefferson	Jefferson County Sheriff	\$56,400	\$48,156	\$33,744	\$32,436	-	H,M	-	-	X
Jefferson	Arvada Police	\$65,052	\$47,196	\$33,355	\$24,991	-	-	-	-	-
Jefferson	Lakewood Police	\$59,569	\$47,186	\$35,239	\$33,538	-	-	X	X	X
Larimer	Larimer County Sheriff	\$56,400	\$32,606	\$27,432	\$24,240	-	M	-	-	-
Larimer	Fort Collins Police	\$69,446	\$49,738	\$34,684	\$31,538	-	-	-	-	-
Pueblo	Pueblo Police	\$70,404	\$41,436	\$31,476	\$27,684	X	S,E	X	X	X
<b>CONNECTICUT</b>										
Fairfield	Bridgeport Police	\$84,779	\$47,875	\$36,205	\$32,738	X	S,E	X	-	X
Fairfield	Danbury Police	\$80,393	\$48,461	\$39,744	\$34,785	X	E	X	X	X
Fairfield	Greenwich Police	\$73,500	\$54,514	\$39,981	\$37,584	X	S,E	X	X	X
Fairfield	Norwalk Police	\$86,992	\$53,861	\$40,517	\$38,838	X	S,E	X	-	X
Fairfield	Stamford Police	\$89,100	\$53,592	\$39,007	\$37,410	X	S,E	X	-	X
Hartford	Bristol Police	\$65,872	\$46,634	\$35,460	\$34,100	X	S,E	X	X	X
Hartford	East Hartford Police	\$64,980	\$45,649	\$39,999	\$33,598	X	-	X	-	X
Hartford	Hartford Police	\$66,755	\$50,713	\$32,929	\$31,057	X	E	X	-	X
Hartford	Manchester Police	\$89,376	\$51,404	\$38,900	\$36,189	X	E	X	-	X
Hartford	New Britain Police	\$72,000	\$46,756	\$42,186	\$40,886	X	S,E	X	-	X
New Haven	Meriden Police	---	---	---	---	X	S,E	X	-	-
New Haven	Milford Police	\$64,357	\$44,410	\$36,054	\$36,054	X	S,E	X	-	X
New Haven	New Haven Police	\$77,250	\$49,202	\$43,732	\$32,000	X	E,H,S	X	-	X
New Haven	Waterbury Police	\$79,000	\$50,403	\$39,856	\$35,616	X	E	X	-	X
New Haven	West Haven Police	\$69,834	\$48,282	\$43,593	\$35,959	X	S,E	X	X	-

Table 7a. - continued

County	Agency	Base annual starting salary				Collective bargaining authorized for officers	Types of special pay authorized for officers	Organizations authorized for officer membership		
		Chief or Sheriff	Sergeant/ first-line supervisor	Officer with 1 year experience	Entry-level officer			Nonpolice union	Police union	Police association
<b>DELAWARE</b>										
New Castle	New Castle County Police	\$85,073	\$35,674	\$32,357	\$32,357	X	S,M	X	-	X
New Castle	Wilmington Police	\$69,010	\$47,531	\$30,947	\$29,195	X	H,M,S	X	X	X
<b>DISTRICT OF COLUMBIA</b>										
Washington, DC	Washington Metropolitan Police	\$91,474	\$37,954	\$29,342	\$27,945	X	S	X	X	X
<b>FLORIDA</b>										
Alachua	Alachua County Sheriff	\$97,272	\$31,880	\$22,417	\$22,417	-	E,H,M	-	-	X
Alachua	Gainesville Police	\$54,846	\$33,464	\$22,930	\$20,922	X	E,M	X	-	X
Bay	Bay County Sheriff	\$92,687	\$24,207	\$18,683	\$18,139	-	E,H	X	X	X
Brevard	Brevard County Sheriff	\$105,414	\$34,739	\$22,298	\$22,298	-	E,M	-	-	X
Brevard	Melbourne Police	\$49,770	\$31,608	\$25,944	\$25,312	X	E	X	X	X
Brevard	Palm Bay Police	\$48,481	\$32,185	\$25,385	\$24,827	X	E,M	X	X	X
Broward	Broward County Sheriff	\$120,337	\$35,461	\$30,628	\$29,169	X	E,H,M	X	-	-
Broward	Coral Springs Police	\$94,000	\$41,363	\$35,277	\$17,635	X	E,H,M	X	X	X
Broward	Davie Police	\$62,133	\$40,537	\$33,837	\$32,226	X	E	X	X	X
Broward	Fort Lauderdale Police	\$71,573	\$43,264	\$33,197	\$31,595	X	-	X	X	X
Broward	Hollywood Police	\$70,000	\$48,886	\$34,730	\$33,076	X	E,M,S	X	-	X
Broward	Margate Police	\$75,000	\$47,873	\$29,255	\$23,934	X	E,M,S	X	X	X
Broward	Miramar Police	\$77,000	\$38,000	\$33,217	\$31,250	X	E,M	X	X	X
Broward	Pembroke Pines Police	\$65,769	\$41,079	\$34,770	\$33,114	X	E,M,S	X	X	X
Broward	Plantation Police	\$60,000	\$40,000	\$34,100	\$34,100	X	E,H,M,S	-	-	-
Broward	Pompano Beach Police	\$59,182	\$37,764	\$32,623	\$32,623	X	E,M	X	-	X
Broward	Sunrise Police	\$61,027	\$37,984	\$34,411	\$33,572	X	E,M,S	X	-	X
Charlotte	Charlotte County Sheriff	\$91,793	\$32,827	\$21,080	\$19,080	X	E,H	X	X	X
Citrus	Citrus County Sheriff	\$93,667	\$28,615	\$22,666	\$20,172	-	E,M	-	-	-
Clay	Clay County Sheriff	\$91,269	\$33,000	\$23,274	\$23,043	-	E,M,S	-	-	X
Collier	Collier County Sheriff	\$96,360	\$32,350	\$26,880	\$24,890	-	E,M	-	-	X
Dade	Metro-Dade Police	\$94,693	\$35,703	\$26,751	\$17,683	X	E,H,M,S	X	-	X
Dade	Coral Gables Police	\$65,166	\$39,926	\$32,847	\$29,793	X	E,H,M,S	X	X	X
Dade	Hialeah Police	\$48,542	\$40,300	\$27,846	\$27,846	X	E,H	X	X	X
Dade	Miami Police	\$78,230	\$33,768	\$29,111	\$25,472	X	E,H,M,S	X	X	X
Dade	Miami Beach Police	\$71,370	\$48,750	\$36,374	\$32,994	X	E,H,M,S	X	X	X
Duval	Jacksonville Sheriff	\$114,056	\$44,352	\$30,312	\$28,692	X	S,E	X	X	X
Escambia	Escambia County Sheriff	\$101,259	\$27,865	\$22,925	\$20,793	X	E,M,S	X	-	-
Escambia	Pensacola Police	\$30,000	\$29,198	\$21,944	\$20,904	-	S,E	X	X	X
Hernando	Hernando County Sheriff	\$89,036	\$32,205	\$23,224	\$22,482	-	E,M	-	-	-
Hillsborough	Hillsborough County Sheriff	\$112,368	\$39,268	\$29,738	\$28,872	-	E,H,M	-	-	X
Hillsborough	Tampa Police	\$65,520	\$49,421	\$30,410	\$30,410	X	E,H,S	X	-	X
Indian River	Indian River County Sheriff	\$94,176	\$37,447	\$25,477	\$25,477	-	E,M	-	-	X
Lake	Lake County Sheriff	\$95,617	\$36,800	\$32,640	\$21,165	-	E	-	-	-
Lee	Lee County Sheriff	\$103,634	\$36,272	\$23,000	\$18,500	-	E,M	-	-	-
Lee	Cape Coral Police	\$52,416	\$30,326	\$26,208	\$26,208	X	E,H	X	-	X
Lee	Fort Myers Police	\$77,234	\$37,239	\$30,046	\$27,540	X	E	X	-	X
Leon	Leon County Sheriff	\$101,197	\$30,000	\$25,000	\$25,000	-	E	-	X	X
Leon	Tallahassee Police	\$83,000	\$37,003	\$27,477	\$26,832	X	E,M	X	X	X
Manatee	Manatee County Sheriff	\$98,951	\$38,862	\$20,705	\$20,102	-	E	-	-	X
Marion	Marion County Sheriff	\$98,533	\$30,779	\$20,959	\$19,756	-	E,M	-	-	X
Marion	Ocala Police	\$46,273	\$27,510	\$23,795	\$21,660	X	E,M,S	X	X	X
Martin	Martin County Sheriff	\$86,855	\$26,726	\$24,222	\$23,352	-	E,M	X	X	X
Monroe	Monroe County Sheriff	\$55,122	\$31,936	\$26,435	\$18,103	-	-	-	-	X
Okaloosa	Okaloosa County Sheriff	\$94,513	\$34,436	\$23,307	\$19,175	-	E	-	-	-
Orange	Orange County Sheriff	\$106,080	\$36,358	\$26,874	\$25,334	-	E,H,M	-	-	X
Orange	Orlando Police	\$94,765	\$41,000	\$30,300	\$28,200	X	S,E	X	-	X
Osceola	Osceola County Sheriff	\$92,490	\$29,051	\$23,845	\$23,845	-	E,M	-	-	X
Palm Beach	Palm Beach County Sheriff	\$101,781	\$36,852	\$27,072	\$27,072	-	E,H,M	-	-	-
Palm Beach	Boca Raton Police	\$55,827	\$37,710	\$31,304	\$31,304	X	E,M	X	-	X
Palm Beach	Boynton Beach Police	\$75,000	\$36,800	\$31,200	\$31,200	X	E	X	-	X
Palm Beach	Delray Beach Police	\$62,922	\$36,000	\$27,487	\$27,487	X	E,M,S	X	X	X
Palm Beach	West Palm Beach Police	\$57,969	\$39,166	\$33,072	\$29,931	X	E,H,M,S	X	X	X
Pasco	Pasco County Sheriff	\$100,367	\$32,641	\$25,017	\$24,398	-	E	-	-	X
Pinellas	Pinellas County Sheriff	\$109,545	\$28,504	\$23,428	\$22,966	-	E,H,M,S	X	X	X
Pinellas	Clearwater Police	\$53,355	\$37,872	\$28,296	\$26,988	X	E,M,S	X	X	X
Pinellas	Largo Police	\$53,851	\$45,926	\$26,624	\$25,355	X	E,M,S	X	X	X
Pinellas	St. Petersburg Police	\$74,150	\$40,708	\$27,798	\$26,857	X	S,E	X	X	X
Polk	Polk County Sheriff	\$101,843	\$31,673	\$25,271	\$25,271	-	E	-	-	-
Polk	Lakeland Police	\$80,753	\$40,011	\$28,436	\$28,436	-	E,H,M	-	-	X
St. John	St. John County Sheriff	\$89,310	\$33,400	\$22,200	\$20,700	-	E	-	-	X
St. Lucie	St. Lucie County Sheriff	\$89,823	\$27,026	\$22,234	\$22,234	-	E	-	-	-
St. Lucie	Fort Pierce Police	\$49,930	\$28,345	\$25,226	\$24,029	X	E,H	X	X	X
St. Lucie	Port St. Lucie Police	\$70,970	\$35,963	\$25,643	\$23,188	X	E,M,S	X	-	X
Santa Rosa	Santa Rosa County Sheriff	\$86,000	\$23,500	\$22,900	\$21,600	-	-	-	-	-
Sarasota	Sarasota County Sheriff	\$100,134	\$32,561	\$25,500	\$19,500	-	E,M	-	-	X
Sarasota	Sarasota Police	\$86,320	\$40,768	\$32,656	\$26,977	X	E,H,S	X	-	X
Seminole	Seminole County Sheriff	\$103,187	\$35,000	\$23,050	\$23,050	-	E,M	-	-	X
Volusia	Volusia County Sheriff	\$104,765	\$25,705	\$20,275	\$20,275	X	E,H,M	X	-	X
Volusia	Daytona Beach Police	\$49,441	\$26,354	\$22,779	\$21,694	X	E,H,M,S	X	X	X

Table 7a. - continued

County	Agency	Base annual starting salary				Collective bargaining authorized for officers	Types of special pay authorized for officers	Organizations authorized for officer membership		
		Chief or Sheriff	Sergeant/ first-line supervisor	Officer with 1 year experience	Entry-level officer			Nonpolice union	Police union	Police association
<b>GEORGIA</b>										
Bibb	Bibb County Sheriff	\$59,800	\$22,006	\$22,006	\$22,006	-	E	X	X	X
Bibb	Macon Police	\$52,873	\$25,688	\$21,757	\$21,174	-	E	-	-	-
Chatham	Chatham County Police	\$56,917	\$27,406	\$21,328	\$21,328	-	-	-	-	-
Chatham	Savannah Police	\$62,884	\$34,551	\$24,578	\$24,578	-	E	-	-	X
Cherokee	Cherokee County Sheriff	\$64,815	\$23,858	\$21,882	\$20,842	-	M	-	-	X
Clarke	Athens-Clarke County Police	\$53,748	\$29,454	\$23,380	\$23,380	-	-	-	-	X
Clayton	Clayton County Police	\$58,299	\$29,201	\$25,493	\$25,180	-	M	-	-	X
Cobb	Cobb County Police	\$53,297	\$30,238	\$26,785	\$23,839	-	H	-	-	X
Cobb	Cobb County Sheriff	\$77,258	\$30,238	\$26,785	\$23,839	-	E	-	-	X
Cobb	Marietta Police	\$60,466	\$23,837	\$21,237	\$21,237	-	H,M,S	-	-	X
Columbia	Columbia County Sheriff	\$53,000	\$25,000	\$22,700	\$20,680	-	-	-	-	X
De Kalb	De Kalb County Police	\$65,797	\$32,597	\$25,030	\$25,030	-	E,H	-	X	X
Dougherty	Albany Police	\$46,340	\$25,001	\$19,538	\$19,045	-	-	-	X	X
Douglas	Douglas County Sheriff	\$58,642	\$26,764	\$24,276	\$23,120	-	M	X	X	X
Fulton	Fulton County Police	\$78,136	\$46,463	\$26,298	\$26,298	-	M	-	-	-
Fulton	Atlanta Police	\$67,266	\$33,524	\$27,780	\$26,518	-	E,M	X	X	X
Fulton	East Point Police	\$49,338	\$28,351	\$22,500	\$22,500	-	-	-	-	X
Gwinnett	Gwinnett County Police	\$85,000	\$28,177	\$25,076	\$23,770	-	E,M	-	-	X
Hall	Hall County Sheriff	---	\$23,961	\$22,172	\$20,966	-	H,M	-	-	X
Muscogee	Columbus Police	\$66,721	\$29,755	\$25,704	\$24,480	-	E,H	-	-	X
Richmond	Augusta-Richmond Co. Sheriff	\$70,270	\$25,321	\$23,157	\$21,874	-	M	-	-	X
<b>HAWAII</b>										
Hawaii	Hawaii County Police	\$66,384	\$37,644	\$32,148	\$29,772	X	H,S	X	X	X
Honolulu	Honolulu Police	\$83,700	\$37,644	\$32,148	\$29,772	X	E,H,S	X	X	-
Kauai	Kauai County Police	\$66,073	\$37,644	\$32,148	\$29,772	X	H,S	X	X	-
Maui	Maui County Police	\$72,910	\$37,644	\$32,148	\$29,772	X	H,S	X	X	X
<b>IDAHO</b>										
Ada	Ada County Sheriff	\$60,907	\$39,828	\$25,200	\$20,904	-	E	X	X	X
Ada	Boise Police	\$80,120	\$43,608	\$29,220	\$24,552	X	E,H,S	X	-	X
<b>ILLINOIS</b>										
Champaign	Champaign Police	\$66,984	\$46,767	\$32,348	\$32,348	X	-	X	-	X
Cook	Cook County Sheriff	---	---	---	---	X	H	X	X	X
Cook	Arlington Heights Police	\$70,811	\$53,997	\$37,846	\$32,692	X	M	X	X	X
Cook	Chicago Police	\$127,000	\$42,978	\$37,206	\$33,522	X	-	X	-	X
Cook	Cicero Police	\$78,000	\$51,014	\$34,500	\$34,500	X	-	X	-	X
Cook	Evanston Police	\$91,000	\$43,140	\$38,496	\$36,924	X	E	X	X	X
Cook	Oak Lawn Police	\$53,000	\$49,296	\$35,000	\$30,624	X	S,E	X	X	X
Cook	Oak Park Police	\$75,000	\$50,121	\$36,634	\$34,858	X	E	X	-	-
Cook	Schaumburg Police	\$62,837	\$53,756	\$32,138	\$32,138	X	E	X	-	X
Cook	Skokie Police	\$63,929	\$44,668	\$40,870	\$37,024	X	M	X	X	X
Du Page	Naperville Police	\$67,641	\$55,793	\$37,607	\$35,278	X	-	X	-	X
Kane	Aurora Police	\$66,310	\$54,327	\$37,597	\$28,192	X	E,H,S	X	-	X
Kane	Elgin Police	\$89,665	\$52,202	\$35,577	\$33,883	X	M	X	-	X
Lake	Lake County Sheriff	\$102,775	\$40,140	\$32,975	\$31,405	X	-	X	-	X
Lake	Waukegan Police	\$70,506	\$49,605	\$36,099	\$30,845	X	-	X	X	X
Macon	Decatur Police	\$53,880	\$44,812	\$31,235	\$29,749	X	S,M	X	-	X
Peoria	Peoria Police	\$72,000	\$38,000	\$31,000	\$31,000	X	S,E	-	-	X
Sangamon	Springfield Police	\$74,357	\$46,118	\$33,504	\$29,563	X	S	X	-	X
Will	Will County Sheriff	\$64,000	\$48,794	\$32,014	\$30,489	X	S	X	X	X
Will	Joliet Police	\$91,600	\$53,670	\$36,946	\$33,508	X	S,E	X	X	X
Winnebago	Winnebago County Sheriff	\$74,753	\$50,059	\$29,826	\$29,137	X	H	X	-	-
Winnebago	Rockford Police	\$64,043	\$49,008	\$30,201	\$29,198	X	H,S	X	-	X
<b>INDIANA</b>										
Allen	Fort Wayne Police	\$53,519	\$36,843	\$31,200	\$28,080	X	H,M,S	X	-	X
Delaware	Muncie Police	\$43,031	\$34,881	\$31,266	\$26,296	X	S,E	X	X	X
Elkhart	Elkhart Police	\$46,493	\$34,824	\$31,215	\$29,867	X	E,H,S	X	X	X
Howard	Kokomo Police	\$47,566	\$35,413	\$31,618	\$31,018	X	S	-	-	X
Lake	Lake County Sheriff	\$45,140	\$32,285	\$28,879	\$25,991	-	E	X	-	X
Lake	East Chicago Police	\$53,730	\$35,904	\$28,633	\$26,780	-	E,M	-	-	X
Lake	Gary Police	\$46,686	\$27,051	\$25,761	\$25,761	-	H	-	-	X
Lake	Hammond Police	\$44,000	\$36,000	\$28,000	\$25,000	-	S,E	-	-	X
Madison	Anderson Police	\$46,355	\$32,944	\$30,085	\$29,685	X	E,H,M,S	-	-	X
Marion	Marion County Sheriff	\$88,250	\$41,579	\$33,288	\$26,308	X	E,H,M,S	-	-	X
Marion	Indianapolis Police	\$69,992	\$41,182	\$36,151	\$25,695	-	E,H,M,S	-	-	X
St. Joseph	South Bend Police	\$50,250	\$30,135	\$24,850	\$24,850	-	H,S	-	-	X
Vanderburgh	Vanderburgh County Sheriff	\$62,154	\$35,427	\$30,373	\$29,373	-	S,E	-	-	-
Vanderburgh	Evansville Police	\$54,483	\$37,877	\$30,373	\$29,373	X	S,E	X	-	X
Vigo	Terre Haute Police	\$38,410	\$26,855	\$24,884	\$22,983	-	-	-	-	X

**Table 7a. - continued**

County	Agency	Base annual starting salary				Collective bargaining authorized for officers	Types of special pay authorized for officers	Organizations authorized for officer membership		
		Chief or Sheriff	Sergeant/ first-line supervisor	Officer with 1 year experience	Entry-level officer			Nonpolice union	Police union	Police association
<b>IOWA</b>										
Black Hawk	Waterloo Police	\$56,950	\$37,835	\$27,560	\$27,560	X	S	X	X	X
Linn	Cedar Rapids Police	\$55,071	\$37,274	\$31,675	\$27,504	X	H,S	X	X	X
Polk	Des Moines Police	\$68,269	\$36,818	\$32,480	\$29,950	X	E,H,M	X	-	X
Scott	Davenport Police	\$70,645	\$39,160	\$32,987	\$30,792	X	E,H,S	X	X	X
Woodbury	Sioux City Police	\$70,000	\$39,933	\$34,568	\$28,805	X	E,H,S	-	-	X
<b>KANSAS</b>										
Douglas	Lawrence Police	\$51,594	\$43,653	\$28,665	\$27,276	-	E,M,S	-	-	X
Johnson	Johnson County Sheriff	\$80,850	\$37,440	\$32,469	\$27,144	-	E,M	-	-	X
Johnson	Olathe Police	\$51,751	\$37,736	\$30,772	\$28,482	-	M	-	-	-
Johnson	Overland Park Police	\$69,276	\$38,052	\$29,412	\$29,412	-	E,M,S	-	-	X
Sedgwick	Sedgwick County Sheriff	\$69,319	\$32,811	\$27,204	\$26,412	-	S,M	-	-	-
Sedgwick	Wichita Police	\$65,074	\$31,445	\$27,445	\$26,138	X	E,H,M,S	X	-	X
Shawnee	Shawnee County Sheriff	\$55,000	\$35,692	\$23,691	\$22,318	X	-	-	-	X
Shawnee	Topeka Police	\$44,699	\$44,054	\$26,832	\$24,523	X	E,H,S	X	X	X
Wyandotte	Kansas City Police	\$79,772	\$45,595	\$26,448	\$26,448	X	E,H,M	X	-	X
<b>KENTUCKY</b>										
Fayette	Lexington-Fayette County Police	\$54,226	\$27,394	\$23,109	\$23,109	-	E,H	-	-	-
Jefferson	Jefferson County Police	\$78,624	\$34,754	\$25,480	\$23,772	X	H,M	X	X	X
Jefferson	Jefferson County Sheriff	\$50,000	\$29,800	\$18,000	\$17,000	-	-	X	-	X
Jefferson	Louisville Police	\$60,792	\$32,589	\$26,271	\$22,633	X	H	X	X	X
Kenton	Covington Police	\$55,000	\$35,637	\$23,375	\$20,874	-	S	X	X	X
<b>LOUISIANA</b>										
Ascension	Ascension Parish Sheriff	\$65,000	\$24,000	\$19,200	\$18,000	-	E,M,S	-	-	X
Bossier	Bossier Police	\$59,652	\$29,868	\$24,612	\$24,612	X	E	X	X	X
Caddo	Caddo Parish Sheriff	\$75,000	\$20,388	\$18,864	\$16,245	-	E	-	-	X
Caddo	Shreveport Police	\$90,472	\$30,936	\$24,480	\$20,316	-	E	X	X	X
Calcasieu	Calcasieu Parish Sheriff	\$88,272	\$47,340	\$19,800	\$16,200	-	E,H,M	-	-	X
Calcasieu	Lake Charles Police	\$65,582	\$21,195	\$18,657	\$17,700	-	-	-	-	X
E. Baton Rouge	E. Baton Rouge Parish Sheriff	\$75,000	\$21,468	\$19,092	\$18,012	-	H	-	-	-
E. Baton Rouge	Baton Rouge Police	\$53,709	\$22,511	\$20,441	\$20,441	X	S,E	X	X	X
Jefferson	Kenner Police	\$52,000	\$27,475	\$20,500	\$20,000	-	-	-	-	-
Lafayette	Lafayette Parish Sheriff	\$65,000	\$21,948	\$21,648	\$18,048	-	-	-	-	-
Lafourche	Lafourche Parish Sheriff	\$60,000	\$25,000	\$21,000	\$19,000	-	E,M	-	-	-
Orleans	New Orleans Police	\$109,000	\$38,668	\$30,136	\$25,164	-	H,S	X	X	X
Ouachita	Ouachita Parish Sheriff	\$75,500	\$26,400	\$16,800	\$16,200	-	E,M	-	-	-
Ouachita	Monroe Police	\$52,902	\$27,865	\$21,794	\$15,363	X	E,H	X	X	X
Rapides	Alexandria Police	\$48,000	\$23,640	\$17,784	\$16,200	X	S	X	X	X
St. Bernard	St. Bernard Parish Sheriff	\$70,000	\$24,336	\$19,332	\$13,341	-	-	-	-	X
St. Charles	St. Charles Sheriff	\$71,500	\$23,532	\$20,988	\$19,080	-	-	-	-	-
St. John the Baptist	St. John the Baptist Sheriff	\$71,500	\$24,000	\$22,200	\$20,400	-	H,M	-	-	X
St. Landry	St. Landry Parish Sheriff	\$65,000	\$25,000	\$16,800	\$13,000	-	-	X	X	X
St. Tammany	St. Tammany Parish Sheriff	\$75,000	\$23,000	\$21,600	\$18,000	-	M	-	-	X
Terrebonne	Terrebonne Parish Sheriff	\$71,500	\$25,200	\$24,000	\$20,000	-	-	-	-	X
<b>MARYLAND</b>										
Anne Arundel	Anne Arundel County Police	\$62,216	\$37,399	\$27,408	\$26,740	X	S,M	-	X	X
Anne Arundel	Annapolis Police	\$45,789	\$30,990	\$28,111	\$26,770	X	S,M	X	X	X
Baltimore(city)	Baltimore Police	\$115,000	\$37,989	\$26,388	\$25,496	-	S,E	-	-	X
Baltimore	Baltimore County Police	\$91,874	\$35,493	\$29,510	\$25,880	-	E,H,M,S	X	X	X
Charles	Charles County Sheriff	\$60,300	\$35,453	\$28,147	\$26,122	-	E,M,S	X	X	X
Harford	Harford County Sheriff	\$60,000	\$30,014	\$26,728	\$25,189	-	S	X	-	-
Howard	Howard County Police	\$64,541	\$36,728	\$29,272	\$27,196	X	S,M	X	-	-
Montgomery	Montgomery County Police	\$72,272	\$42,125	\$29,920	\$29,191	X	E,H,M,S	X	X	X
Prince George's	Prince George's County Police	\$73,419	\$38,063	\$32,302	\$29,135	X	E,M,S	X	-	X
<b>MASSACHUSETTS</b>										
Bristol	Fall River Police	\$71,202	\$37,801	\$29,771	\$28,427	X	S,E	X	X	X
Bristol	New Bedford Police	\$90,000	\$37,092	\$22,958	\$22,958	X	S,E	X	-	X
Essex	Lawrence Police	\$66,067	\$40,560	\$29,718	\$29,718	X	S,E	X	X	X
Essex	Lynn Police	\$96,000	\$34,087	\$26,670	\$25,591	X	S,E	X	-	X
Hampden	Chicopee Police	\$69,472	\$41,600	\$34,736	\$30,368	X	E	X	-	X
Hampden	Holyoke Police	\$72,500	\$48,462	\$29,921	\$28,236	X	E	X	-	X
Hampden	Springfield Police	\$66,658	\$42,162	\$32,776	\$27,576	X	E	X	-	X
Middlesex	Cambridge Police	\$112,000	\$40,571	\$29,477	\$25,716	X	E,H,S	X	X	X
Middlesex	Framingham Police	\$104,000	\$52,000	\$42,000	\$42,000	X	E,H,S	X	-	X
Middlesex	Lowell Police	\$83,455	\$50,791	\$32,521	\$29,284	X	E	X	X	X
Middlesex	Malden Police	\$71,990	\$40,777	\$35,925	\$34,062	X	S,E	X	-	X
Middlesex	Medford Police	\$75,105	\$43,620	\$34,813	\$33,266	X	S,E	X	-	X
Middlesex	Newton Police	\$87,415	\$42,200	\$31,500	\$29,400	X	S,E	X	-	X
Middlesex	Somerville Police	\$76,978	\$46,722	\$32,159	\$31,129	X	S,E	X	-	-
Middlesex	Waltham Police	\$69,827	\$39,501	\$32,799	\$30,979	X	E,M,S	X	X	X

Table 7a. - continued

County	Agency	Base annual starting salary				Collective bargaining authorized for officers	Types of special pay authorized for officers	Organizations authorized for officer membership		
		Chief or Sheriff	Sergeant/ first-line supervisor	Officer with 1 year experience	Entry-level officer			Nonpolice union	Police union	Police association
<b>MASSACHUSETTS</b>										
Norfolk	Brookline Police	\$84,595	\$45,053	\$31,913	\$31,913	X	E,H,S	X	X	X
Norfolk	Quincy Police	\$81,120	\$44,227	\$35,485	\$29,326	X	S,E	X	-	X
Plymouth	Brockton Police	\$70,642	\$43,434	\$35,312	\$27,576	X	E,H,S	X	-	X
Suffolk	Boston Police	\$98,133	\$54,230	\$38,668	\$34,512	X	S,E	X	-	X
Suffolk	Revere Police	\$63,148	\$36,942	\$29,829	\$27,989	X	E,H,S	X	X	X
Worcester	Worcester Police	\$61,862	\$40,782	\$38,376	\$25,272	X	E	X	X	X
<b>MICHIGAN</b>										
Calhoun	Battle Creek Police	\$72,507	\$40,306	\$32,228	\$28,355	X	E	X	X	X
Genesee	Flint Police	\$69,275	\$42,889	\$32,008	\$29,038	X	S,E	X	X	X
Ingham	Lansing Police	\$74,489	\$43,004	\$31,175	\$28,915	X	S	X	-	X
Kalamazoo	Kalamazoo Police	\$86,840	\$52,110	\$40,447	\$37,018	X	S,E	X	-	X
Kent	Kent County Sheriff	\$80,000	\$43,362	\$30,950	\$29,536	X	-	X	-	X
Kent	Grand Rapids Police	\$67,974	\$47,219	\$31,820	\$28,102	X	E,M,S	X	-	X
Macomb	Macomb County Sheriff	\$85,000	\$42,000	\$32,000	\$27,000	X	E,H,S	X	X	X
Macomb	Sterling Heights Police	\$75,402	\$55,759	\$32,913	\$30,226	X	S,E	X	X	X
Macomb	Warren Police	\$80,000	\$50,000	\$28,000	\$28,000	X	E,M,S	X	-	X
Oakland	Oakland County Sheriff	\$93,818	\$44,730	\$33,894	\$23,208	X	-	X	-	X
Oakland	Farmington Hills Police	\$78,342	\$51,200	\$39,021	\$30,916	X	H,S	X	-	X
Oakland	Pontiac Police	\$64,197	\$44,781	\$32,493	\$29,646	X	S	X	-	X
Oakland	Southfield Police	\$62,641	\$52,237	\$32,390	\$32,390	X	S,E	X	-	X
Oakland	Troy Police	\$76,000	\$53,180	\$38,351	\$28,368	X	S,E	X	X	X
Saginaw	Saginaw Police	\$52,308	\$42,120	\$30,888	\$28,766	X	S,E	X	-	X
Washtenaw	Washtenaw County Sheriff	\$87,795	\$45,864	\$34,174	\$29,349	X	S,M	X	-	X
Washtenaw	Ann Arbor Police	\$74,880	\$53,685	\$33,113	\$30,846	X	E	X	X	-
Wayne	Wayne County Sheriff	\$90,006	\$44,613	\$30,000	\$30,000	X	E,H,S	X	X	X
Wayne	Dearborn Police	\$74,000	\$52,000	\$45,760	\$38,000	X	S,E	X	X	X
Wayne	Detroit Police	\$84,000	\$47,627	\$26,788	\$25,000	X	S	X	-	-
Wayne	Livonia Police	\$66,872	\$51,417	\$28,828	\$28,828	X	E,M	-	-	X
Wayne	Taylor Police	\$64,000	\$52,500	\$35,000	\$27,000	X	E,H,S	X	-	X
Wayne	Westland Police	\$67,971	\$50,505	\$34,386	\$30,088	X	S,E	X	-	-
<b>MINNESOTA</b>										
Hennepin	Bloomington Police	\$72,000	\$52,380	\$35,736	\$31,260	X	E	X	X	X
Hennepin	Minneapolis Police	\$96,570	\$47,998	\$31,190	\$29,989	X	S	X	-	X
Ramsey	Ramsey County Sheriff	\$87,360	\$48,624	\$32,856	\$32,856	X	S,M	X	X	X
Ramsey	St. Paul Police	\$72,934	\$40,113	\$34,914	\$33,571	X	S,M	X	X	X
St. Louis	Duluth Police	\$50,916	\$41,580	\$35,040	\$30,144	X	E,H,S	X	X	X
<b>MISSISSIPPI</b>										
Forrest	Hattiesburg Police	\$35,000	\$28,700	\$25,000	\$18,500	-	E	-	-	X
Harrison	Biloxi Police	\$53,372	\$27,568	\$24,150	\$23,100	-	E,H	-	-	-
Harrison	Gulfport Police	\$50,211	\$27,435	\$25,500	\$20,404	-	E,M	-	-	X
Hinds	Jackson Police	\$55,216	\$29,071	\$28,626	\$21,531	-	-	X	-	X
Jackson	Jackson County Sheriff	\$52,000	\$27,248	\$23,524	\$23,524	-	-	-	-	-
<b>MISSOURI</b>										
Boone	Columbia Police	\$54,314	\$42,991	\$26,655	\$25,000	-	E,M,S	X	-	X
Buchanan	St. Joseph Police	\$63,000	\$30,555	\$24,856	\$24,856	-	-	-	-	X
Greene	Springfield Police	\$62,046	\$31,574	\$26,707	\$26,707	-	E	-	-	X
Jackson	Independence Police	\$78,000	\$30,075	\$24,900	\$24,900	-	S	-	-	X
Jackson	Kansas City Police	\$97,824	\$46,872	\$28,836	\$28,836	-	E,H,M,S	-	-	-
Jefferson	Jefferson County Sheriff	\$46,300	\$27,500	\$22,500	\$21,500	-	-	-	-	X
St. Charles	St. Charles County Sheriff	\$52,000	\$30,274	\$24,906	\$24,906	-	-	-	-	X
St. Louis(city)	St. Louis Police	\$77,321	\$43,042	\$30,191	\$29,081	-	S,E	-	-	X
St. Louis	St. Louis County Police	\$64,083	\$30,098	\$29,365	\$27,959	-	E,H,M,S	-	X	X
<b>MONTANA</b>										
Yellowstone	Billings Police	\$54,707	\$31,650	\$26,404	\$26,404	X	S,E	X	-	X
<b>NEBRASKA</b>										
Douglas	Omaha Police	\$92,097	\$46,628	\$34,006	\$29,159	X	S,E	X	-	X
Lancaster	Lincoln Police	\$48,129	\$38,037	\$25,800	\$25,800	X	E,M,S	X	X	X
<b>NEVADA</b>										
Clark	Las Vegas Metropolitan Police	\$84,000	\$45,022	\$37,163	\$35,069	X	E,H,M,S	-	-	X
Clark	North Las Vegas Police	\$69,467	\$63,350	\$38,776	\$36,929	X	H,M,S	-	-	X
Nye	Nye County Sheriff	\$60,000	\$30,000	\$28,000	\$28,000	X	E,M,S	X	-	X
Washoe	Washoe County Sheriff	\$78,000	\$53,789	\$42,827	\$31,221	X	E,H,S	-	-	X
Washoe	Reno Police	\$83,000	\$43,845	\$29,827	\$28,460	X	E,H,M,S	X	X	X

Table 7a. - continued

County	Agency	Base annual starting salary				Collective bargaining authorized for officers	Types of special pay authorized for officers	Organizations authorized for officer membership		
		Chief or Sheriff	Sergeant/ first-line supervisor	Officer with 1 year experience	Entry-level officer			Nonpolice union	Police union	Police association
<b>NEW HAMPSHIRE</b>										
Hillsborough	Manchester Police	\$49,033	\$32,569	\$29,202	\$27,904	X	-	X	X	X
Hillsborough	Nashua Police	\$75,000	\$45,811	\$35,429	\$25,698	X	E	X	-	X
<b>NEW JERSEY</b>										
Atlantic	Atlantic City Police	\$73,039	\$56,013	\$31,600	\$30,400	X	E,H,S	X	-	X
Camden	Camden Police	\$100,000	\$54,000	\$32,000	\$28,800	X	S,E	X	X	X
Camden	Cherry Hill Police	\$67,216	\$61,525	\$34,425	\$26,910	X	E	X	-	X
Essex	Bloomfield Police	\$76,000	\$54,243	\$36,333	\$22,233	X	E	X	-	X
Essex	East Orange Police	\$84,160	\$54,274	\$36,525	\$27,030	X	-	X	-	X
Essex	Irvington Police	\$85,589	\$61,792	\$46,490	\$36,524	X	-	X	X	X
Essex	Newark Police	\$91,611	\$50,958	\$31,500	\$31,500	X	H,S	X	X	X
Essex	West Orange Police	\$85,000	\$53,252	\$34,459	\$28,445	X	E	X	-	X
Hudson	Hudson County Sheriff	\$66,000	\$52,437	\$21,823	\$20,784	X	-	X	X	X
Hudson	Bayonne Police	\$107,142	\$56,721	\$37,817	\$29,271	X	H,S	X	X	X
Hudson	Hoboken Police	\$112,562	\$60,425	\$26,636	\$23,400	X	-	X	-	X
Hudson	Jersey City Police	\$94,000	\$65,298	\$32,465	\$30,159	X	-	X	X	X
Hudson	North Bergen Police	\$130,000	\$63,500	\$30,000	\$25,000	X	E	X	-	X
Hudson	Union City Police	\$125,000	\$70,000	\$27,000	\$22,000	X	E	X	X	X
Hudson	West New York Police	\$98,000	\$51,211	\$27,778	\$23,773	X	E	X	X	X
Mercer	Hamilton Police	\$97,788	\$70,233	\$42,061	\$36,140	X	E	X	X	X
Mercer	Trenton Police	\$100,979	\$57,734	\$28,285	\$22,000	X	S,E	X	X	-
Middlesex	Edison Police	---	---	---	---	X	E,H,S	X	X	X
Middlesex	New Brunswick Police	\$108,988	\$71,847	\$33,095	\$25,000	X	-	X	-	-
Middlesex	Perth Amboy Police	\$77,173	\$57,197	\$38,035	\$31,388	X	E	X	X	X
Middlesex	Woodbridge Police	\$100,213	\$61,039	---	---	X	-	X	X	X
Monmouth	Long Branch Police	\$94,000	\$56,465	\$28,630	\$23,500	X	-	X	-	X
Morris	Parsippany Police	\$87,036	\$62,654	\$56,282	\$32,000	X	E	X	-	X
Ocean	Brick Township Police	\$93,000	\$72,000	\$28,000	\$25,000	X	E	X	-	X
Ocean	Dover Township Police	\$93,000	\$69,400	\$43,258	\$33,500	X	E	X	X	X
Passaic	Passaic County Sheriff	\$94,285	\$54,124	\$22,000	\$22,000	X	S,E	X	-	-
Passaic	Clifton Police	\$103,000	\$78,000	\$30,000	\$24,000	X	S,E	X	X	X
Passaic	Passaic Police	\$71,010	\$57,110	\$27,040	\$22,880	X	E	X	-	X
Passaic	Wayne Police	\$114,418	\$71,043	\$52,716	\$43,260	X	E	X	-	X
Union	Union County Sheriff	\$90,000	\$53,000	\$26,750	\$23,675	X	S,M	X	X	X
Union	Elizabeth Police	\$92,169	\$63,845	\$39,730	\$29,214	X	-	-	-	-
Union	Linden Police	\$92,541	\$58,250	\$33,500	\$27,862	X	E	X	-	X
Union	Plainfield Police	\$79,033	\$56,371	\$47,326	\$33,089	X	E,M	X	X	X
Union	Union Police	\$98,000	\$65,933	\$33,589	\$28,298	X	S	X	X	X
<b>NEW MEXICO</b>										
Bernalillo	Bernalillo County Sheriff	\$43,000	\$36,400	\$29,400	\$21,500	X	E,H,M,S	X	-	-
Bernalillo	Albuquerque Police	\$85,571	\$39,645	\$30,181	\$27,498	X	E,H,S	X	-	X
Dona Ana	Las Cruces Police	\$49,525	\$34,581	\$23,358	\$21,424	X	E,H,M	X	-	X
Santa Fe	Santa Fe Police	\$54,000	\$41,122	\$25,642	\$23,234	X	E,H,M,S	X	X	X
<b>NEW YORK</b>										
Albany	Albany Police	\$74,403	\$46,755	\$34,896	\$28,334	X	-	X	-	X
Albany	Colonie Police	\$74,000	\$56,000	\$38,000	\$33,000	X	S	X	-	-
Broome	Binghamton Police	\$64,266	\$43,005	\$39,178	\$24,886	X	S,E	X	X	X
Dutchess	Dutchess County Sheriff	\$80,652	\$33,724	\$30,483	\$28,745	X	S,M	X	X	X
Erie	Erie County Sheriff	\$79,092	\$34,837	\$29,197	\$29,197	X	S	X	X	X
Erie	Amherst Police	\$73,417	\$48,771	\$37,282	\$29,551	X	S,E	X	-	X
Erie	Buffalo Police	\$86,135	\$49,769	\$34,586	\$31,792	X	S,E	X	-	X
Erie	Cheektowaga Police	\$69,500	\$48,500	\$32,156	\$30,494	X	S,E	X	X	X
Erie	Tonawanda Police	\$72,436	\$52,850	\$37,459	\$33,621	X	S	X	-	X
Monroe	Monroe County Sheriff	\$94,000	\$36,900	\$36,900	\$35,000	X	S	X	X	X
Monroe	Rochester Police	\$75,284	\$46,216	\$34,238	\$26,000	X	S,E	X	X	X
Nassau	Nassau County Police	\$131,573	\$72,494	\$42,087	\$30,336	X	S	X	-	X
Nassau	Hempstead Police	\$103,293	\$73,380	\$56,067	\$33,393	X	S	X	-	X
New York City	New York City Police	\$133,000	\$49,275	\$29,624	\$27,838	X	S	X	X	X
Niagara	Niagara County Sheriff	\$71,000	\$40,011	\$26,080	\$22,053	-	S	-	-	X
Niagara	Niagara Falls Police	\$57,000	\$46,300	\$36,500	\$32,560	X	E,H,S	X	X	X
Onondaga	Onondaga County Sheriff	\$67,520	\$36,068	\$30,474	\$26,348	X	S	X	-	X
Onondaga	Syracuse Police	\$70,051	\$43,018	\$32,194	\$25,685	X	S	X	-	X
Oswego	Oswego County Sheriff	\$52,000	\$29,419	\$27,331	\$27,331	X	E,M,S	X	X	X
Rensselaer	Troy Police	\$67,435	\$43,248	\$33,101	\$29,376	X	E,M,S	X	-	X
Rockland	Clarkstown Police	\$130,000	\$78,876	\$41,916	\$35,915	X	S	X	X	X
Rockland	Ramapo Police	\$119,498	\$78,571	\$43,178	\$38,377	X	S	X	X	X
Schenectady	Schenectady Police	\$60,113	\$44,858	\$29,617	\$28,433	X	-	X	-	X
Suffolk	Suffolk County Police	\$102,700	\$74,105	\$46,650	\$40,404	X	H,S	X	-	X
Westchester	Westchester County Police	\$125,225	\$66,385	\$37,470	\$37,470	X	E,H,S	X	-	X
Westchester	Greenburgh Police	\$87,995	\$62,116	\$41,554	\$35,324	X	-	X	X	X
Westchester	Mt. Vernon Police	\$75,472	\$55,933	\$31,519	\$26,225	X	-	X	-	X
Westchester	New Rochelle Police	\$106,735	\$60,737	\$39,997	\$34,808	X	-	-	-	X
Westchester	White Plains Police	\$97,405	\$57,562	\$39,445	\$32,158	X	S,M	X	-	-
Westchester	Yonkers Police	\$108,000	\$52,317	\$33,000	\$33,000	X	S,E	X	X	X



Table 7a. - continued

County	Agency	Base annual starting salary				Collective bargaining authorized for officers	Types of special pay authorized for officers	Organizations authorized for officer membership		
		Chief or Sheriff	Sergeant/ first-line supervisor	Officer with 1 year experience	Entry-level officer			Nonpolice union	Police union	Police association
<b>NORTH CAROLINA</b>										
Alamance	Burlington Police	\$50,232	\$29,628	\$24,828	\$23,760	-	M	-	-	X
Buncombe	Buncombe County Sheriff	\$56,238	\$26,598	\$22,308	\$20,826	-	-	-	-	X
Buncombe	Asheville Police	\$53,719	\$28,502	\$23,421	\$21,258	-	M	X	X	X
Cabarrus	Cabarrus County Sheriff	\$48,110	\$29,536	\$24,294	\$24,294	-	E,M	-	-	X
Cumberland	Cumberland County Sheriff	\$80,000	\$27,882	\$24,212	\$24,212	-	S	-	-	X
Cumberland	Fayetteville Police	\$46,788	\$27,420	\$22,848	\$22,848	-	E,M	-	-	X
Durham	Durham Police	\$96,000	\$40,000	\$25,274	\$24,071	-	-	-	X	X
Forsyth	Winston-Salem Police	\$55,182	\$31,387	\$24,793	\$24,793	-	M	-	-	X
Gaston	Gaston County Police	\$63,629	\$34,320	\$26,084	\$24,356	-	E	-	-	-
Gaston	Gastonia Police	\$49,478	\$28,501	\$22,230	\$22,230	-	E,M	-	X	X
Guilford	Guilford County Sheriff	\$76,000	\$29,904	\$24,600	\$24,600	-	E,M,S	-	-	-
Guilford	Greensboro Police	\$66,864	\$36,780	\$27,240	\$22,368	-	E,M	X	-	X
Guilford	High Point Police	\$54,142	\$31,447	\$23,387	\$23,387	-	E,M	-	-	-
Mecklenburg	Charlotte-Mecklenburg Police	\$99,239	\$47,079	\$24,967	\$24,894	-	E,M	-	-	X
Nash	Rocky Mount Police	\$61,970	\$32,960	\$23,570	\$23,570	-	E,M	-	-	X
New Hanover	Wilmington Police	\$47,174	\$27,394	\$22,506	\$22,506	-	M	-	-	X
Pitt	Greenville Police	\$60,086	\$30,118	\$23,753	\$21,378	-	M	-	-	X
Wake	Wake County Sheriff	\$87,000	\$28,400	\$23,000	\$23,000	-	-	-	-	X
Wake	Raleigh Police	\$60,896	\$34,757	\$24,381	\$24,381	-	M	-	-	X
<b>OHIO</b>										
Butler	Butler County Sheriff	\$61,080	\$39,520	\$26,998	\$26,998	X	E,M	X	-	-
Butler	Hamilton Police	\$70,373	\$47,762	\$28,890	\$28,890	X	M	-	-	X
Cuyahoga	Cleveland Police	\$69,682	\$43,997	\$34,288	\$33,288	X	E,H,S	X	-	X
Cuyahoga	Euclid Police	\$71,751	\$43,438	\$38,784	\$34,269	X	S	X	X	X
Franklin	Franklin County Sheriff	\$73,898	\$48,422	\$27,756	\$24,606	X	S,E	X	-	-
Franklin	Columbus Police	\$103,854	\$51,376	\$29,848	\$28,433	X	S	-	-	X
Hamilton	Hamilton County Sheriff	\$73,898	\$45,254	\$31,539	\$29,961	X	-	X	-	X
Hamilton	Cincinnati Police	\$69,275	\$46,986	\$37,290	\$34,306	X	H,S	X	-	-
Lorain	Lorain Police	\$55,226	\$41,257	\$36,191	\$36,191	X	S,E	X	-	-
Lucas	Toledo Police	\$78,097	\$56,000	\$37,552	\$33,379	X	S,E	X	X	X
Mahoning	Youngstown Police	\$56,490	\$39,754	\$25,502	\$24,287	X	E,H,S	X	X	X
Montgomery	Dayton Police	\$82,000	\$44,507	\$34,631	\$34,133	X	S,E	X	-	X
Stark	Canton Police	\$63,000	\$36,000	\$27,000	\$23,099	X	S,E	X	X	X
Summit	Akron Police	\$72,508	\$40,081	\$34,652	\$32,988	X	-	X	-	X
<b>OKLAHOMA</b>										
Cleveland	Norman Police	---	---	---	---	X	E,M	X	X	X
Comanche	Lawton Police	\$55,000	\$31,637	\$23,025	\$23,025	X	S,E	X	-	X
Oklahoma	Oklahoma County Sheriff	\$67,000	\$24,000	\$21,600	\$21,000	-	M	-	-	X
Oklahoma	Oklahoma City Police	---	\$45,539	\$31,027	\$25,995	X	E	X	-	X
Tulsa	Tulsa County Sheriff	\$67,736	\$27,132	\$21,204	\$20,064	-	M	-	-	X
Tulsa	Tulsa Police	\$68,616	\$40,125	\$27,995	\$26,662	X	E	-	-	X
<b>OREGON</b>										
Clackamas	Clackamas County Sheriff	\$85,150	\$44,850	\$33,336	\$27,383	X	E,M	-	-	X
Lane	Lane County Sheriff	\$77,397	\$39,166	\$32,178	\$29,141	X	S,E	X	X	X
Lane	Eugene Police	\$57,492	\$46,596	\$36,000	\$34,308	X	E	-	-	X
Linn	Linn County Sheriff	\$65,400	\$38,184	\$31,764	\$30,324	-	E,M	-	-	-
Marion	Salem Police	\$61,413	\$57,024	\$39,864	\$35,784	X	E,H,M	X	-	X
Multnomah	Portland Police	\$79,518	\$50,627	\$39,312	\$37,003	X	E,H	X	-	X
Washington	Washington County Sheriff	\$86,856	\$45,528	\$34,784	\$28,659	X	E,H,M	X	-	X
<b>PENNSYLVANIA</b>										
Allegheny	Allegheny County Police	\$71,868	\$47,264	\$33,341	\$27,393	X	S	X	-	X
Allegheny	Pittsburgh Police	\$79,608	\$47,475	\$29,540	\$29,540	X	S	X	X	X
Berks	Reading Police	\$60,000	\$39,296	\$34,876	\$32,276	X	H,S	X	X	X
Dauphin	Harrisburg Police	\$56,035	\$41,793	\$36,512	\$34,362	X	S,E	X	-	-
Delaware	Upper Darby Township Police	\$68,185	\$44,800	\$31,123	\$27,623	X	S,E	X	-	X
Erie	Erie Police	\$49,423	\$37,515	\$25,011	\$21,438	X	S,E	-	-	X
Lancaster	Lancaster Police	\$59,651	\$41,408	\$30,335	\$27,697	X	S,E	X	X	X
Lehigh	Allentown Police	\$55,061	\$38,660	\$28,394	\$27,104	X	E,M,S	X	-	X
Montgomery	Lower Merion Township Police	\$69,582	\$47,454	\$39,288	\$24,000	X	E,M,S	X	-	X
Northampton	Bethlehem Police	\$56,756	\$38,893	\$27,622	\$25,775	X	S,E	X	X	X
Philadelphia	Philadelphia Police	\$100,000	\$40,391	\$29,942	\$27,725	X	H,S	X	X	X
<b>RHODE ISLAND</b>										
Kent	Warwick Police	\$69,884	\$45,237	\$31,436	\$24,516	X	S,E	X	-	X
Providence	Cranston Police	\$89,546	\$51,705	\$40,224	\$38,689	X	E	X	X	X
Providence	Pawtucket Police	\$63,232	\$40,699	\$36,400	\$31,044	X	E	X	X	X
Providence	Providence Police	\$78,000	\$44,500	\$37,767	\$32,540	X	S,E	X	-	X
Providence	Woonsocket Police	\$53,300	\$35,334	\$33,020	\$24,144	X	S,E	X	-	X

Table 7a. - continued

County	Agency	Base annual starting salary				Collective bargaining authorized for officers	Types of special pay authorized for officers	Organizations authorized for officer membership		
		Chief or Sheriff	Sergeant/ first-line supervisor	Officer with 1 year experience	Entry-level officer			Nonpolice union	Police union	Police association
<b>SOUTH CAROLINA</b>										
Anderson	Anderson County Sheriff	\$51,941	\$24,653	\$21,073	\$21,073	-	M	X	X	X
Beaufort	Beaufort County Sheriff	\$45,000	\$23,952	\$21,560	\$21,560	-	-	-	-	X
Charleston	Charleston County Sheriff	\$75,712	\$24,086	\$23,400	\$22,692	-	E,M	-	-	X
Charleston	Charleston Police	\$55,000	\$27,000	\$24,500	\$23,000	-	E,H	-	-	X
Greenville	Greenville County Sheriff	\$65,567	\$28,895	\$22,983	\$21,798	-	E,M	-	-	X
Greenville	Greenville Police	\$59,566	\$25,465	\$22,268	\$20,137	-	M	-	-	X
Horry	Horry County Police	\$51,585	\$27,468	\$23,682	\$23,682	-	-	-	X	X
Horry	Myrtle Beach Police	\$52,835	\$29,211	\$23,975	\$21,720	-	M	-	X	X
Richland	Richland County Sheriff	\$54,036	\$32,382	\$20,686	\$20,686	-	-	-	-	X
Richland	Columbia Police	\$65,000	\$29,265	\$24,671	\$23,498	-	E,M	-	-	-
Spartanburg	Spartanburg County Sheriff	\$67,500	\$29,466	\$22,282	\$22,282	-	E,M	-	-	-
Spartanburg	Spartanburg Police	\$50,460	\$26,998	\$24,960	\$24,960	-	M	-	-	X
<b>SOUTH DAKOTA</b>										
Minnehaha	Sioux Falls Police	\$54,965	\$38,002	\$29,412	\$28,322	X	S,M	X	X	X
<b>TENNESSEE</b>										
Davidson	Nashville Metropolitan Police	\$74,861	\$34,394	\$28,276	\$25,530	X	E,M,S	X	X	-
Hamilton	Hamilton County Sheriff	\$64,958	\$32,510	\$31,324	\$18,345	-	E,M,S	-	X	X
Hamilton	Chattanooga Police	\$62,977	\$24,899	\$22,563	\$21,747	-	-	X	X	X
Knox	Knox County Sheriff	\$92,670	\$22,097	\$21,072	\$21,072	-	H	-	-	X
Knox	Knoxville Police	\$64,470	\$29,803	\$23,863	\$23,281	-	M	-	-	X
Madison	Jackson Police	\$46,785	\$33,176	\$26,671	\$24,700	-	-	-	-	-
Montgomery	Clarksville Police	\$44,453	\$25,093	\$20,738	\$20,738	-	-	X	X	X
Rutherford	Murfreesboro Police	\$61,000	\$31,181	\$23,588	\$23,588	-	-	-	X	X
Shelby	Memphis Police	\$92,400	\$29,952	\$28,812	\$24,675	X	E,H,S	-	-	X
Sullivan	Sullivan County Sheriff	---	---	---	---	-	S	-	-	X
Washington	Johnson City Police	\$45,897	\$24,672	\$21,282	\$20,060	-	E,H,M	X	-	X
<b>TEXAS</b>										
Bell	Killeen Police	\$50,008	\$33,924	\$25,512	\$22,620	-	E,H,S	X	-	X
Bell	Temple Police	\$50,000	\$29,040	\$22,290	\$18,724	-	S,E	X	X	X
Bexar	Bexar County Sheriff	---	\$22,644	\$19,416	\$19,416	-	M	X	X	X
Bexar	San Antonio Police	\$73,164	\$47,520	\$30,060	\$26,112	X	E,H,S	X	X	X
Cameron	Brownsville Police	\$69,365	\$34,896	\$25,260	\$21,336	X	E	X	X	X
Cameron	Harlingen Police	\$30,000	\$26,000	\$22,000	\$20,000	-	E	X	X	X
Collin	Plano Police	\$72,828	\$46,873	\$37,360	\$34,988	-	E	-	-	X
Dallas	Carrollton Police	\$80,000	\$45,739	\$33,030	\$33,030	-	E	-	-	X
Dallas	Dallas Police	\$73,432	\$37,932	\$28,495	\$27,754	-	E,H,M,S	X	X	X
Dallas	Garland Police	\$82,848	\$48,589	\$33,488	\$31,866	-	E,M	-	-	X
Dallas	Grand Prairie Police	\$64,520	\$39,231	\$29,170	\$26,427	-	E,M	X	X	X
Dallas	Irving Police	\$76,356	\$41,136	\$29,136	\$29,136	-	S,E	X	-	X
Dallas	Mesquite Police	---	\$39,792	\$32,280	\$30,744	-	E	X	X	X
Dallas	Richardson Police	\$98,599	\$47,328	\$37,164	\$31,896	-	E,M	X	X	X
Denton	Denton Police	\$69,118	\$41,475	\$28,621	\$26,541	-	E,M	-	-	X
Ector	Odessa Police	\$59,568	\$32,580	\$27,420	\$23,304	-	E,M	X	X	X
El Paso	El Paso Police	\$63,560	\$39,839	\$26,964	\$25,682	X	H,S	-	-	X
Fort Bend	Fort Bend County Sheriff	\$65,575	\$28,915	\$23,686	\$19,052	-	-	-	-	X
Gregg	Longview Police	\$57,789	\$30,650	\$25,220	\$22,880	-	-	X	X	X
Harris	Harris County Sheriff	\$93,408	\$39,228	\$32,016	\$29,628	-	E	-	-	-
Harris	Baytown Police	\$53,388	\$42,936	\$25,800	\$24,600	-	E	X	X	X
Harris	Houston Police	\$72,462	\$41,051	\$28,484	\$27,075	-	E,H	X	X	X
Harris	Pasadena Police	\$67,203	\$45,079	\$31,702	\$30,987	-	E	X	X	X
Hidalgo	Hidalgo County Sheriff	\$53,023	\$31,698	\$23,495	\$22,000	X	-	X	X	X
Hidalgo	McAllen Police	\$66,000	\$35,000	\$28,000	\$20,100	-	E	-	-	-
Jefferson	Beaumont Police	\$65,000	\$43,572	\$30,456	\$28,656	X	S,E	X	X	X
Jefferson	Port Arthur Police	\$69,587	\$34,380	\$30,048	\$27,696	X	E,M,S	X	X	X
Lubbock	Lubbock Police	\$82,500	\$38,211	\$27,673	\$24,821	-	E	-	-	X
McLennan	Waco Police	\$75,130	\$38,280	\$27,144	\$25,740	-	E	X	X	X
Midland	Midland Police	\$70,000	\$28,000	\$25,296	\$24,096	-	E,M	X	X	X
Nueces	Corpus Christi Police	\$59,500	\$45,300	\$33,648	\$32,040	X	E,H,S	X	X	X
Potter	Amarillo Police	\$59,400	\$37,800	\$33,012	\$23,820	-	E	-	-	X
Smith	Tyler Police	\$72,420	\$37,668	\$28,260	\$26,112	-	E,H	-	-	X
Tarrant	Tarrant County Sheriff	\$85,692	\$28,344	\$24,960	\$24,960	-	S	X	X	X
Tarrant	Arlington Police	\$76,220	\$42,690	\$32,690	\$29,630	-	S,E	X	X	X
Tarrant	Fort Worth Police	\$68,676	\$44,964	\$30,396	\$30,396	-	E,H,S	-	-	X
Taylor	Abilene Police	\$70,000	\$36,996	\$25,944	\$24,576	-	E	X	X	X
Tom Green	San Angelo Police	\$54,096	\$28,776	\$23,352	\$19,008	-	E	X	X	X
Travis	Travis County Sheriff	\$85,015	\$33,716	\$25,168	\$25,168	-	M	-	-	X
Travis	Austin Police	---	\$42,490	\$29,037	\$25,305	X	E	X	X	X
Webb	Laredo Police	\$70,544	\$39,686	\$28,891	\$25,750	X	E	X	X	X
Wichita	Wichita Falls Police	\$70,000	\$34,813	\$30,772	\$22,986	-	E	X	X	X
Williamson	Williamson County Sheriff	\$55,000	\$27,439	\$25,491	\$24,258	-	M	-	-	X

Table 7a. - continued

County	Agency	Base annual starting salary				Collective bargaining authorized for officers	Types of special pay authorized for officers	Organizations authorized for officer membership		
		Chief or Sheriff	Sergeant/ first-line supervisor	Officer with 1 year experience	Entry-level officer			Nonpolice union	Police union	Police association
<b>UTAH</b>										
Salt Lake	Salt Lake City Police	\$60,384	\$47,256	\$29,700	\$28,000	X	E,M,S	X	X	X
Salt Lake	West Valley City Police	\$70,000	\$42,800	\$26,750	\$26,750	-	E	X	X	X
Weber	Ogden Police	\$52,404	\$38,985	\$24,778	\$23,995	X	M	X	X	X
<b>VIRGINIA</b>										
Alexandria(city)	Alexandria Police	\$68,258	\$40,028	\$32,305	\$31,365	-	H,M,S	X	-	X
Arlington	Arlington County Police	\$69,095	\$42,981	\$33,962	\$32,639	-	S,M	X	X	X
Chesapeake(city)	Chesapeake Police	\$62,792	\$30,540	\$25,339	\$24,601	-	E	X	X	X
Chesterfield	Chesterfield County Police	\$68,612	\$34,654	\$27,152	\$25,859	-	M	X	-	X
Danville(city)	Danville Police	\$51,042	\$29,843	\$23,383	\$23,383	-	E,M	-	-	X
Fairfax	Fairfax County Police	\$77,262	\$36,328	\$30,076	\$30,076	-	H,M,S	X	X	X
Hampton(city)	Hampton Police	---	\$30,645	\$22,538	\$22,538	-	E	X	X	X
Hanover	Hanover County Sheriff	\$65,041	\$32,572	\$24,232	\$24,232	-	E,M	-	-	X
Henrico	Henrico County Police	\$63,317	\$36,071	\$27,226	\$25,980	-	E,M	X	X	X
Loudoun	Loudoun County Sheriff	\$74,649	\$34,531	\$27,491	\$26,277	-	E,M	-	-	X
Lynchburg(city)	Lynchburg Police	\$51,948	\$29,328	\$24,258	\$24,258	-	E,M	X	X	X
Newport News(city)	Newport News Police	\$45,000	\$32,385	\$26,400	\$23,500	-	E,H,M	-	-	X
Norfolk(city)	Norfolk Police	\$66,457	\$31,967	\$25,049	\$23,854	-	E,M	X	X	X
Petersburg(city)	Petersburg Police	\$41,375	\$26,965	\$22,333	\$20,323	-	E	-	-	-
Portsmouth(city)	Portsmouth Police	\$50,940	\$28,436	\$22,729	\$22,729	-	E	X	X	X
Prince William	Prince William County Police	\$63,035	\$35,632	\$29,093	\$29,093	-	E,M,S	X	X	X
Richmond(city)	Richmond Police	\$135,000	\$38,116	\$29,068	\$28,340	-	E,M,S	X	X	X
Roanoke(city)	Roanoke Police	\$51,953	\$31,877	\$24,600	\$24,600	-	-	X	X	X
Suffolk(city)	Suffolk Police	\$54,903	\$28,571	\$25,280	\$24,183	-	E,M	X	X	X
Virginia Beach(city)	Virginia Beach Police	\$102,932	\$39,036	\$29,008	\$27,627	-	M	-	-	X
<b>WASHINGTON</b>										
Clark	Clark County Sheriff	\$78,804	\$40,144	\$38,189	\$34,632	X	S,E	X	-	X
Clark	Vancouver Police	\$84,288	\$50,364	\$39,732	\$36,036	X	S,E	X	X	X
King	King County Sheriff	\$109,232	\$51,694	\$38,534	\$34,385	X	E,H,M,S	X	-	-
King	Bellevue Police	\$65,892	\$52,980	\$34,764	\$34,764	X	E,H	X	-	X
King	Kent Police	\$70,000	\$56,244	\$38,292	\$38,292	X	E,M	X	-	X
King	Seattle Police	\$96,507	\$52,584	\$38,736	\$36,444	X	H	X	X	X
Pierce	Pierce County Sheriff	\$68,614	\$50,970	\$39,705	\$37,715	X	H,M	X	-	X
Pierce	Tacoma Police	\$84,926	\$52,408	\$39,392	\$34,537	X	E,H,S	X	-	-
Snohomish	Snohomish County Sheriff	\$78,506	\$51,653	\$34,715	\$34,715	X	E,H,M,S	X	-	X
Snohomish	Everett Police	\$70,032	\$58,752	\$41,748	\$38,124	X	E	X	-	-
Spokane	Spokane County Sheriff	\$90,344	\$48,044	\$34,210	\$30,959	X	E,H	-	-	X
Spokane	Spokane Police	\$68,006	\$56,438	\$32,844	\$28,835	X	H,S	X	-	X
Thurston	Thurston County Sheriff	\$80,000	\$44,532	\$32,256	\$32,256	X	E	-	X	X
Yakima	Yakima Police	\$64,686	\$49,419	\$34,631	\$34,631	X	E	X	-	X
<b>WEST VIRGINIA</b>										
Cabell	Huntington Police	\$48,169	\$28,134	\$23,026	\$22,283	-	S	X	-	-
Kanawha	Charleston Police	\$50,000	\$29,485	\$24,489	\$22,400	-	E,M	-	-	X
<b>WISCONSIN</b>										
Brown	Brown County Sheriff	\$62,478	\$39,126	\$28,166	\$23,267	X	E,M,S	X	X	X
Brown	Green Bay Police	\$53,458	\$45,500	\$31,212	\$27,786	X	S	X	X	X
Dane	Dane County Sheriff	\$77,342	\$36,379	\$30,775	\$28,066	X	S,E	X	-	-
Dane	Madison Police	\$94,985	\$46,328	\$33,300	\$33,000	X	S,E	X	-	-
Kenosha	Kenosha Police	\$67,000	\$38,496	\$32,724	\$32,724	X	E,H,S	X	X	X
Milwaukee	Milwaukee County Sheriff	\$87,292	\$36,844	\$28,424	\$25,122	X	E,H	X	X	X
Milwaukee	Milwaukee Police	\$79,627	\$44,225	\$31,618	\$31,618	X	E,H,S	X	X	X
Milwaukee	West Allis Police	\$61,930	\$48,838	\$35,127	\$30,170	X	E	X	-	X
Outgamie	Appleton Police	---	\$43,464	\$35,082	\$32,332	X	E,M	X	-	X
Racine	Racine Police	\$72,000	\$53,000	\$43,000	\$43,000	X	E	X	-	X
Waukesha	Waukesha County Sheriff	\$63,995	\$37,393	\$32,668	\$27,308	X	E	X	-	X

Note: Codes for collective bargaining and officer membership organizations are as follows:

- "X"=Agency authorizes collective bargaining or membership organization.
- "-"=Agency does not authorize collective bargaining or membership organization.

Codes for special pay are as follows:

- "E"=Educational incentive pay
- "H"=Hazardous duty pay
- "M"=Merit pay
- "S"=Shift differential pay
- "-"=None of the above pay types are authorized

---Data were not provided by an agency.

**Table 8a. Patrol allocation in local law enforcement agencies, 1997**

County	Agency	Agencies using patrol type and percent of all patrol units accounted for:						Percent of officers* on patrol per 24 hours	Percent of units with two officers
		Auto	Motor-cycle	Foot	Bicycle	Horse	Marine		
<b>ALABAMA</b>									
Etowah	Gadsden Police	R 100 %	- 0 %	S 0 %	- 0 %	- 0 %	- 0 %	27 %	0 %
Houston	Dothan Police	R 78	- 0	R 7	R 15	- 0	- 0	12	11
Jefferson	Jefferson County Sheriff	R 97	R 3	- 0	- 0	- 0	- 0	16	4
Jefferson	Bessemer Police	R 73	R 15	S 0	R 8	- 0	- 0	31	38
Jefferson	Birmingham Police	R 84	R 3	R 2	R 4	R 2	- 0	30	15
Jefferson	Hoover Police	R 89	R 9	S 0	R 2	S 0	- 0	31	0
Madison	Huntsville Police	R 91	S 0	R 9	- 0	- 0	- 0	32	0
Mobile	Mobile County Sheriff	R 100	- 0	S 0	- 0	S 0	S 0	24	0
Mobile	Mobile Police	R 88	R 2	R 4	R 2	R 3	- 0	46	21
Montgomery	Montgomery County Sheriff	R 100	S 0	- 0	- 0	- 0	S 0	14	35
Montgomery	Montgomery Police	R 87	R 12	R 1	- 0	- 0	- 0	47	28
Morgan	Decatur Police	R 90	R 10	S 0	S 0	- 0	- 0	27	0
Tuscaloosa	Tuscaloosa Police	R 77	R 11	R 7	R 1	- 0	R 3	38	27
<b>ALASKA</b>									
Anchorage	Anchorage Police	R 93	R 1	R 1	R 2	- 0	- 0	37	0
<b>ARIZONA</b>									
Maricopa	Maricopa County Sheriff	R 75	- 0	S 0	R 1	S 0	R 18	8	0
Maricopa	Chandler Police	R 78	R 13	- 0	R 10	- 0	- 0	29	0
Maricopa	Glendale Police	R 75	R 12	S 0	R 10	- 0	- 0	36	2
Maricopa	Mesa Police	R 87	R 7	- 0	R 6	- 0	- 0	36	0
Maricopa	Phoenix Police	R 83	R 4	R 4	R 9	R 0	- 0	67	2
Maricopa	Scottsdale Police	R 82	R 7	R 1	R 4	R 2	- 0	36	11
Maricopa	Tempe Police	R 79	R 9	R 1	R 6	R 4	- 0	31	0
Pima	Pima County Sheriff	R 100	- 0	- 0	S 0	- 0	- 0	36	0
Pima	Tucson Police	R 91	R 4	R 1	R 4	- 0	- 0	21	4
Pinal	Pinal County Sheriff	R 100	- 0	- 0	S 0	- 0	- 0	13	0
Yuma	Yuma Police	R ---	R ---	R ---	R ---	- 0	- 0	---	---
<b>ARKANSAS</b>									
Jefferson	Pine Bluff Police	R ---	S 0	S 0	R ---	- 0	- 0	---	---
Pulaski	Pulaski County Sheriff	R 96	- 0	- 0	R 2	S 0	R 1	12	4
Pulaski	Little Rock Police	R 86	R 3	R 4	R 4	R 3	- 0	30	12
Pulaski	North Little Rock Police	R 46	- 0	R 11	R 10	- 0	- 0	54	8
Sebastian	Fort Smith Police	R 78	R 14	- 0	R 9	S 0	- 0	41	0
<b>CALIFORNIA</b>									
Alameda	Alameda County Sheriff	R 100	S 0	S 0	S 0	S 0	S 0	5	0
Alameda	Alameda Police	R 61	R 11	S 0	R 9	- 0	R 2	40	0
Alameda	Berkeley Police	R 82	R 4	S 0	R 14	- 0	- 0	31	0
Alameda	Fremont Police	R 78	R 9	- 0	R 8	- 0	- 0	28	0
Alameda	Hayward Police	R 87	R 11	S 0	R 3	- 0	- 0	22	0
Alameda	Oakland Police	R 82	R 9	R 4	R 2	R 2	S 0	35	23
Contra Costa	Contra Costa County Sheriff	R 95	- 0	S 0	S 0	S 0	R 5	9	4
Contra Costa	Concord Police	R 96	R 4	S 0	S 0	- 0	- 0	24	3
Contra Costa	Richmond Police	R 83	R 6	R 2	R 7	S 0	R 1	22	1
El Dorado	El Dorado County Sheriff	R 89	- 0	S 0	S 0	- 0	R 11	25	16
Fresno	Fresno County Sheriff	R 95	- 0	S 0	S 0	S 0	R 5	19	10
Fresno	Fresno Police	R 92	R 5	S 0	R 3	- 0	- 0	23	24
Kern	Kern County Sheriff	R 99	- 0	- 0	- 0	- 0	S 1	19	0
Kern	Bakersfield Police	R 71	R 13	R 1	R 3	- 0	- 0	31	15
Los Angeles	Los Angeles County Sheriff	R 97	R 2	R 0	R 1	S 0	R 0	11	25
Los Angeles	Beverly Hills Police	R 40	R 40	R 10	R 10	- 0	- 0	11	0
Los Angeles	Burbank Police	R 62	R 15	R 5	R 18	S 0	- 0	35	8
Los Angeles	Compton Police	R 94	R 3	S 0	R 3	- 0	- 0	33	36
Los Angeles	Culver City Police	R 64	R 27	S 0	R 9	- 0	- 0	20	45
Los Angeles	Downey Police	R 67	R 13	S 0	S 0	S 0	- 0	36	0
Los Angeles	El Monte Police	R ---	R ---	S 0	S 0	S 0	- 0	---	---
Los Angeles	Glendale Police	R 76	R 21	R 1	R 3	- 0	- 0	20	14
Los Angeles	Inglewood Police	R 84	R 16	S 0	S 0	S 0	- 0	16	53
Los Angeles	Long Beach Police	R 81	R 1	R 1	R 8	- 0	R 10	22	18
Los Angeles	Los Angeles Police	R 64	R 6	R 5	R 15	S 0	S 0	19	63
Los Angeles	Pasadena Police	R 49	R 33	S 14	S 0	R 4	- 0	14	31
Los Angeles	Pomona Police	R 90	R 6	S 0	S 4	S 0	- 0	27	0
Los Angeles	Santa Monica Police	R 81	R 9	S 0	R 10	S 0	S 0	26	15
Los Angeles	Torrance Police	R 66	R 20	R 8	- 0	- 0	- 0	20	36
Los Angeles	West Covina Police	R 83	R 9	S 0	R 8	S 0	- 0	36	5
Los Angeles	Whittier Police	R 86	R 7	S 0	R 7	- 0	- 0	23	0
Marin	Marin County Sheriff	R 83	- 0	R 7	R 9	S 0	R 2	12	7
Monterey	Monterey County Sheriff	R 99	S 0	S 0	S 0	S 0	S 1	18	12
Monterey	Salinas Police	R 96	R 4	S 0	S 0	- 0	- 0	27	0
Orange	Orange County Sheriff-Coroner	R 88	R 3	S 0	S 0	S 0	R 7	16	9
Orange	Anaheim Police	R 82	R 16	S 0	R 2	S 0	- 0	22	6
Orange	Costa Mesa Police	R 82	R 16	S 0	R 2	- 0	- 0	30	0
Orange	Fullerton Police	R 77	R 16	R 3	R 3	- 0	- 0	21	0
Orange	Garden Grove Police	R 84	R 9	R 2	R 4	- 0	- 0	31	6
Orange	Huntington Beach Police	R 67	R 18	R 15	- 0	- 0	- 0	33	0

Table 8a. - continued

County	Agency	Agencies using patrol type and percent of all patrol units accounted for:						Percent of officers* on patrol per 24 hours	Percent of units with two officers
		Auto	Motor-cycle	Foot	Bicycle	Horse	Marine		
<b>CALIFORNIA (cont)</b>									
Orange	Irvine Police	R 88 %	R 12 %	S 0 %	S 0 %	- 0 %	- 0 %	24 %	0 %
Orange	Newport Beach Police	R 74	R 17	S 0	R 9	- 0	- 0	9	0
Orange	Orange Police	R 88	R 8	S 0	R 4	- 0	- 0	34	3
Orange	Santa Ana Police	R 85	R 15	S 0	S 0	S 0	- 0	24	16
Placer	Placer County Sheriff	R 94	- 0	R 1	S 0	R 5	S 0	19	0
Riverside	Riverside County Sheriff	R 92	S 6	S 0	R 1	S 0	S 0	19	3
Riverside	Corona Police	R 89	R 6	R 6	S 0	S 0	- 0	35	0
Riverside	Riverside Police	R 92	R 2	S 0	R 3	S 0	- 0	25	14
Sacramento	Sacramento County Sheriff	R 97	S 0	S 0	S 0	R 1	R 2	18	18
Sacramento	Sacramento Police	R 91	R 6	S 0	R 3	S 0	S 0	17	0
San Bernardino	San Bernardino County Sheriff	R 89	R 4	- 0	R 3	S 0	R 4	6	7
San Bernardino	Fontana Police	R 89	R 4	S 0	R 7	- 0	- 0	24	0
San Bernardino	Ontario Police	R 79	R 9	R 9	R 3	- 0	- 0	30	11
San Bernardino	Rialto Police	R 93	R 6	S 0	R 1	- 0	- 0	35	13
San Bernardino	San Bernardino Police	R 86	R 6	S 0	R 7	- 0	- 0	29	4
San Diego	San Diego County Sheriff	R ---	R ---	- 0	S 0	- 0	- 0	---	---
San Diego	Chula Vista Police	R 91	R 9	S 0	S 0	S 0	- 0	23	18
San Diego	El Cajon Police	R 89	R 6	S 0	R 4	S 0	- 0	18	0
San Diego	Escondido Police	R 92	R 2	S 0	R 6	- 0	- 0	34	4
San Diego	Oceanside Police	R 87	R 13	S 0	S 0	- 0	- 0	20	0
San Diego	San Diego Police	R 85	R 4	R 0	R 4	R 1	R 0	20	20
San Francisco	San Francisco Police	R 73	R 12	R 7	R 3	R 3	R 1	19	42
San Joaquin	San Joaquin County Sheriff	R 91	S 0	S 0	- 0	S 0	R 9	15	31
San Joaquin	Stockton Police	R 93	R 5	R 1	R 2	- 0	- 0	34	43
San Luis Obispo	San Luis Obispo County Sheriff	R 100	- 0	- 0	- 0	S 0	S 0	27	51
San Mateo	San Mateo County Sheriff	R 89	R 2	R 2	R 2	R 2	R 1	14	7
San Mateo	Daly City Police	R 91	R 9	S 0	S 0	- 0	- 0	39	0
San Mateo	San Mateo Police	R 67	R 14	S 0	- 0	- 0	- 0	19	0
Santa Barbara	Santa Barbara County Sheriff	R 77	- 0	R 23	S 0	S 0	S 0	16	6
Santa Barbara	Santa Barbara Police	R 87	R 5	R 3	R 5	- 0	- 0	37	3
Santa Clara	Santa Clara County Sheriff	R 93	R 3	S 0	S 0	- 0	- 0	25	4
Santa Clara	San Jose Police	R 90	R 6	S 0	R 2	R 2	- 0	22	0
Santa Clara	Santa Clara Police	R 77	R 5	S 0	R 6	- 0	- 0	31	9
Santa Clara	Sunnyvale Police	R 92	R 5	S 0	R 3	- 0	- 0	20	0
Santa Cruz	Santa Cruz County Sheriff	R 100	- 0	S 0	S 0	S 0	- 0	16	0
Shasta	Shasta County Sheriff	R 75	- 0	S 0	S 0	- 0	R 25	8	0
Solano	Vallejo Police	R 90	R 7	S 1	S 1	S 0	S 0	24	1
Sonoma	Sonoma County Sheriff-Coroner	R 92	R 2	S 0	R 1	S 0	R 2	15	2
Sonoma	Santa Rosa Police	R 74	R 11	R 4	R 4	- 0	- 0	39	0
Stanislaus	Stanislaus County Sheriff	R 93	- 0	S 0	- 0	S 0	R 7	31	0
Stanislaus	Modesto Police	R 85	R 10	R 2	R 2	R 2	- 0	24	0
Tulare	Tulare County Sheriff	R 100	- 0	S 0	S 0	S 0	S 0	13	0
Ventura	Ventura County Sheriff	R 97	R 1	S 0	R 1	S 0	S 0	24	21
Ventura	Simi Valley Police	R 85	R 9	S 0	R 6	- 0	- 0	23	0
Ventura	Ventura Police	R 93	R 4	S 0	R 4	- 0	- 0	24	0
<b>COLORADO</b>									
Adams	Adams County Sheriff	R 73	- 0	S 0	R 5	S 0	- 0	17	0
Adams	Westminster Police	R 72	R 7	S 0	R 21	- 0	- 0	35	0
Arapahoe	Aurora Police	R 93	R 2	R 2	R 3	- 0	- 0	22	7
Boulder	Boulder County Sheriff	R 100	- 0	S 0	S 0	S 0	- 0	4	0
Boulder	Boulder Police	R 86	- 0	R 7	R 7	- 0	- 0	24	14
Denver	Denver Police	R ---	R ---	R ---	R ---	R ---	- 0	---	---
Douglas	Douglas County Sheriff	R 93	R 7	S 0	S 0	- 0	- 0	23	0
El Paso	El Paso County Sheriff	R 91	- 0	- 0	R 6	R 3	- 0	9	6
El Paso	Colorado Springs Police	R 91	R 6	S 0	R 1	R 1	- 0	31	1
Jefferson	Jefferson County Sheriff	R 95	R 4	S 0	R 1	S 0	- 0	14	0
Jefferson	Arvada Police	R 91	R 5	S 0	R 4	- 0	- 0	42	0
Jefferson	Lakewood Police	R 96	R 4	S 0	S 0	- 0	- 0	22	0
Larimer	Larimer County Sheriff	R 100	S 0	S 0	S 0	S 0	- 0	19	0
Larimer	Fort Collins Police	R 92	R 2	R 5	R 1	- 0	- 0	37	0
Pueblo	Pueblo Police	R 91	R 6	S 0	R 3	S 0	- 0	35	8
<b>CONNECTICUT</b>									
Fairfield	Bridgeport Police	R 90	R 1	R 9	R 0	- 0	- 0	30	17
Fairfield	Danbury Police	R 87	- 0	S 0	R 13	- 0	- 0	28	0
Fairfield	Greenwich Police	R 90	R 4	R 3	- 0	- 0	R 2	37	2
Fairfield	Norwalk Police	R 85	- 0	R 6	R 5	- 0	R 4	31	9
Fairfield	Stamford Police	R 92	- 0	R 6	- 0	- 0	R 2	24	25
Hartford	Bristol Police	R 92	R 3	R 3	R 3	- 0	- 0	35	5
Hartford	East Hartford Police	R 87	S 0	R 7	R 7	- 0	- 0	31	0
Hartford	Hartford Police	R 75	R 2	R 12	R 5	R 2	R 1	34	11
Hartford	Manchester Police	R 100	- 0	S 0	S 0	- 0	- 0	23	0
Hartford	New Britain Police	R 70	R 1	R 23	R 6	- 0	- 0	29	0
New Haven	Meriden Police	R 84	S 0	R 3	R 13	- 0	- 0	24	0
New Haven	Milford Police	R 94	- 0	R 4	S 0	- 0	R 1	28	1
New Haven	New Haven Police	R 70	R 2	R 17	R 5	R 1	- 0	37	7
New Haven	Waterbury Police	R 69	R 1	R 23	R 7	- 0	- 0	22	18
New Haven	West Haven Police	R 77	S 0	R 8	R 14	- 0	- 0	31	0

Table 8a. - continued

County	Agency	Agencies using patrol type and percent of all patrol units accounted for:							Percent of officers* on patrol per 24 hours	Percent of units with two officers
		Auto	Motor-cycle	Foot	Bicycle	Horse	Marine			
<b>DELAWARE</b>										
New Castle	New Castle County Police	R 94 %	S 0 %	R 3 %	S 0 %	R 3 %	- 0 %	- 0 %	31 %	5 %
New Castle	Wilmington Police	R 58	R 2	R 27	R 12	- 0	- 0	- 0	69	44
<b>DISTRICT OF COLUMBIA</b>										
Washington, DC	Washington Metropolitan Police	R 71	R 15	R 9	R 4	- 0	R 0	- 0	19	23
<b>FLORIDA</b>										
Alachua	Alachua County Sheriff	R 89	R 5	S 0	S 0	- 0	S 0	- 0	23	0
Alachua	Gainesville Police	R 100	S 0	S 0	S 0	- 0	- 0	- 0	16	0
Bay	Bay County Sheriff	R 91	R 8	S 0	- 0	S 0	S 0	- 0	36	0
Brevard	Brevard County Sheriff	R 96	R 2	S 0	S 0	- 0	R 1	- 0	26	0
Brevard	Melbourne Police	R 85	R 10	S 0	R 3	- 0	R 2	- 0	23	10
Brevard	Palm Bay Police	R 100	- 0	S 0	S 0	- 0	S 0	- 0	25	0
Broward	Broward County Sheriff	R 87	R 4	R 3	R 1	R 1	R 2	- 0	15	2
Broward	Coral Springs Police	R 79	R 8	R 3	R 8	R 2	- 0	- 0	29	0
Broward	Davie Police	R 86	R 5	S 0	R 5	R 3	- 0	- 0	31	0
Broward	Fort Lauderdale Police	R 79	R 9	R 1	R 1	R 4	R 3	- 0	33	7
Broward	Hollywood Police	R 48	R 10	R 30	R 10	- 0	R 2	- 0	27	0
Broward	Margate Police	R 88	R 6	S 0	- 0	- 0	- 0	- 0	33	0
Broward	Miramar Police	R 85	R 11	S 0	R 5	- 0	- 0	- 0	28	2
Broward	Pembroke Pines Police	R 85	R 2	S 0	R 2	R 2	S 0	- 0	34	2
Broward	Plantation Police	R 82	R 7	R 3	R 9	S 0	- 0	- 0	40	0
Broward	Pompano Beach Police	R 54	R 14	S 0	S 0	R 2	R 3	- 0	26	0
Broward	Sunrise Police	R 90	R 10	S 0	S 0	- 0	- 0	- 0	27	0
Charlotte	Charlotte County Sheriff	R 78	- 0	S 0	R 15	- 0	R 6	- 0	9	0
Citrus	Citrus County Sheriff	R 94	- 0	S 0	- 0	S 0	R 3	- 0	27	0
Clay	Clay County Sheriff	R 83	R 12	S 0	S 0	- 0	R 5	- 0	14	5
Collier	Collier County Sheriff	R 68	- 0	R 18	R 6	S 0	R 2	- 0	27	0
Dade	Metro-Dade Police	R ---	R ---	R ---	R ---	R ---	R ---	R ---	---	---
Dade	Coral Gables Police	R 83	R 7	- 0	R 8	- 0	R 1	- 0	44	1
Dade	Hialeah Police	R 95	R 5	S 0	- 0	- 0	- 0	- 0	25	0
Dade	Miami Police	R 75	R 5	R 15	R 1	R 2	R 1	- 0	24	17
Dade	Miami Beach Police	R 74	R 8	R 4	R 7	- 0	R 2	- 0	28	2
Duval	Jacksonville Sheriff	R 87	R 1	R 1	R 1	R 0	R 0	- 0	45	0
Escambia	Escambia County Sheriff	R 100	S 0	- 0	- 0	S 0	S 0	- 0	12	0
Escambia	Pensacola Police	R 85	R 8	R 3	R 5	- 0	S 0	- 0	26	0
Hernando	Hernando County Sheriff	R 86	- 0	S 0	R 6	- 0	R 2	- 0	29	0
Hillsborough	Hillsborough County Sheriff	R ---	R ---	R ---	R ---	S 0	R ---	---	---	---
Hillsborough	Tampa Police	R 94	R 4	S 0	S 0	R 1	R 1	- 0	28	1
Indian River	Indian River County Sheriff	R 85	- 0	S 0	R 12	- 0	R 4	- 0	11	8
Lake	Lake County Sheriff	R 90	- 0	S 0	R 4	S 0	R 6	- 0	12	0
Lee	Lee County Sheriff	R 83	R 9	S 0	R 4	R 2	R 2	- 0	21	42
Lee	Cape Coral Police	R 72	R 7	S 0	R 2	S 0	R 2	- 0	39	0
Lee	Fort Myers Police	R 93	S 0	S 0	R 5	S 0	R 1	- 0	25	7
Leon	Leon County Sheriff	R 89	R 11	S 0	- 0	- 0	S 0	- 0	4	0
Leon	Tallahassee Police	R ---	R ---	R ---	R ---	- 0	- 0	- 0	---	---
Manatee	Manatee County Sheriff	R 94	S 0	S 0	R 4	S 0	R 1	- 0	11	0
Marion	Marion County Sheriff	R 96	R 2	S 0	S 0	S 0	R 2	- 0	17	0
Marion	Ocala Police	R 84	R 6	S 0	R 8	R 2	- 0	- 0	35	0
Martin	Martin County Sheriff	R 81	R 4	S 0	R 9	S 0	R 6	- 0	13	0
Monroe	Monroe County Sheriff	R 95	R 5	S 0	S 0	- 0	S 0	- 0	11	0
Okaloosa	Okaloosa County Sheriff	R 97	- 0	S 0	S 0	S 0	R 3	- 0	48	0
Orange	Orange County Sheriff	R 82	R 2	- 0	R 10	R 2	R 2	- 0	22	0
Orange	Orlando Police	R 71	R 4	R 7	R 15	R 2	R 0	- 0	33	2
Osceola	Osceola County Sheriff	R 92	R 3	S 0	R 5	S 0	S 0	- 0	20	17
Palm Beach	Palm Beach County Sheriff	R 87	R 3	S 0	R 3	R 2	R 2	- 0	13	2
Palm Beach	Boca Raton Police	R 88	R 3	- 0	R 3	- 0	R 2	- 0	35	0
Palm Beach	Boynton Beach Police	R 71	R 14	R 14	S 0	- 0	- 0	- 0	11	7
Palm Beach	Delray Beach Police	R 73	R 2	R 22	R 3	- 0	- 0	- 0	36	2
Palm Beach	West Palm Beach Police	R 88	R 4	R 4	R 3	- 0	S 0	- 0	20	1
Pasco	Pasco County Sheriff	R 90	- 0	S 0	R 8	S 0	R 1	- 0	13	1
Pinellas	Pinellas County Sheriff	R 91	- 0	R 4	S 0	- 0	R 4	- 0	12	2
Pinellas	Clearwater Police	R 97	- 0	S 0	R 3	- 0	- 0	- 0	37	0
Pinellas	Largo Police	R ---	R ---	R ---	S 0	- 0	- 0	- 0	---	---
Pinellas	St Petersburg Police	R 63	R 33	- 0	R 2	- 0	R 2	- 0	11	4
Polk	Polk County Sheriff	R 81	R 5	R 5	R 5	S 0	R 3	- 0	9	20
Polk	Lakeland Police	R 95	R 5	S 0	S 0	- 0	- 0	- 0	31	0
St John	St John County Sheriff	R 87	R 5	- 0	R 8	- 0	S 0	- 0	21	0
St Lucie	St Lucie County Sheriff	R 92	R 6	S 0	S 0	S 0	R 2	- 0	14	0
St Lucie	Fort Pierce Police	R 91	R 5	R 3	R 2	- 0	S 0	- 0	30	0
St Lucie	Port St Lucie Police	R 89	R 3	S 0	S 0	- 0	R 3	- 0	32	0
Santa Rosa	Santa Rosa County Sheriff	R 100	- 0	S 0	- 0	- 0	S 0	- 0	15	0
Sarasota	Sarasota County Sheriff	R 97	S 0	S 0	S 0	S 0	R 3	- 0	17	0
Sarasota	Sarasota Police	R 64	R 9	R 11	S 0	- 0	R 9	- 0	15	25
Seminole	Seminole County Sheriff	R 97	- 0	S 0	S 0	S 0	R 3	- 0	27	0
Volusia	Volusia County Sheriff	R 88	R 4	S 0	S 0	S 0	R 5	- 0	22	3
Volusia	Daytona Beach Police	R 48	R 26	R 10	R 6	R 6	R 3	- 0	13	6

Table 8a. - continued

County	Agency	Agencies using patrol type and percent of all patrol units accounted for:						Percent of officers* on patrol per 24 hours	Percent of units with two officers
		Auto	Motor-cycle	Foot	Bicycle	Horse	Marine		
<b>GEORGIA</b>									
Bibb	Bibb County Sheriff	R 100 %	- 0 %	S 0 %	- 0 %	- 0 %	S 0 %	13 %	22 %
Bibb	Macon Police	R 90	R 6	S 0	R 2	R 2	- 0	23	5
Chatham	Chatham County Police	R 92	R 4	S 0	S 0	- 0	R 3	32	3
Chatham	Savannah Police	R 90	R 1	S 0	R 7	R 3	- 0	36	0
Cherokee	Cherokee County Sheriff	R 100	- 0	- 0	- 0	- 0	- 0	5	0
Clarke	Athens-Clarke County Police	R 86	S 0	R 2	R 8	S 0	- 0	41	0
Clayton	Clayton County Police	R 87	R 4	R 3	- 0	- 0	S 0	52	7
Cobb	Cobb County Police	R 94	R 6	S 0	S 0	- 0	S 0	42	0
Cobb	Cobb County Sheriff	R 100	- 0	S 0	- 0	- 0	- 0	8	0
Cobb	Marietta Police	R 82	- 0	S 0	R 18	- 0	- 0	29	0
Columbia	Columbia County Sheriff	R 68	R 11	- 0	R 21	- 0	S 0	16	21
De Kalb	De Kalb County Police	R 77	R 13	R 3	R 7	- 0	- 0	10	0
Dougherty	Albany Police	R 83	- 0	S 0	S 0	R 17	S 0	12	0
Douglas	Douglas County Sheriff	R 100	- 0	S 0	- 0	- 0	- 0	16	0
Fulton	Fulton County Police	R 93	R 7	S 0	- 0	- 0	- 0	17	0
Fulton	Atlanta Police	R 77	R 1	R 14	R 3	R 1	- 0	31	0
Fulton	East Point Police	R 88	- 0	S 0	R 12	- 0	- 0	40	22
Gwinnett	Gwinnett County Police	R 93	R 4	- 0	R 4	- 0	- 0	27	0
Hall	Hall County Sheriff	R 89	S 0	- 0	R 11	- 0	S 0	11	11
Muscogee	Columbus Police	R 82	R 8	R 6	R 5	- 0	- 0	23	1
Richmond	Augusta-Richmond Co Sheriff	R 91	R 7	R 2	- 0	- 0	S 0	20	4
<b>HAWAII</b>									
Hawaii	Hawaii County Police	R 93	- 0	R 7	- 0	- 0	- 0	12	0
Honolulu	Honolulu Police	R 90	R 4	S 0	R 6	- 0	- 0	26	0
Kauai	Kauai County Police	R 100	- 0	- 0	S 0	- 0	- 0	24	0
Maui	Maui County Police	R 95	R 1	R 1	R 3	- 0	- 0	25	3
<b>IDAHO</b>									
Ada	Ada County Sheriff	R 78	R 7	S 0	R 3	- 0	R 5	15	0
Ada	Boise Police	R 89	R 5	R 3	R 2	R 1	- 0	31	11
<b>ILLINOIS</b>									
Champaign	Champaign Police	R 90	- 0	R 7	R 2	- 0	- 0	38	10
Cook	Cook County Sheriff	R 100	- 0	S 0	S 0	- 0	- 0	1	0
Cook	Arlington Heights Police	R 99	S 0	R 1	- 0	- 0	- 0	32	0
Cook	Chicago Police	R 82	R 1	R 15	R 1	R 0	R 0	26	52
Cook	Cicero Police	R 94	- 0	R 6	- 0	- 0	- 0	35	9
Cook	Evanston Police	R 71	R 7	R 15	R 7	- 0	- 0	45	19
Cook	Oak Lawn Police	R 96	- 0	S 0	R 1	- 0	- 0	40	3
Cook	Oak Park Police	R 92	S 0	R 7	R 1	- 0	- 0	31	1
Cook	Schaumburg Police	R 97	R 3	S 0	S 0	- 0	- 0	35	1
Cook	Skokie Police	R 95	- 0	R 4	R 1	- 0	- 0	38	0
Du Page	Naperville Police	R 91	R 2	R 5	R 2	- 0	- 0	33	20
Kane	Aurora Police	R 89	- 0	R 9	R 1	- 0	- 0	28	0
Kane	Elgin Police	R 100	S 0	S 0	S 0	S 0	- 0	30	3
Lake	Lake County Sheriff	R 89	- 0	S 0	S 0	- 0	R 11	28	11
Lake	Waukegan Police	R 87	- 0	R 1	R 12	- 0	- 0	33	4
Macon	Decatur Police	R 87	- 0	R 7	R 7	- 0	- 0	10	0
Peoria	Peoria Police	R 75	R 7	R 11	R 7	- 0	- 0	13	9
Sangamon	Springfield Police	R 81	S 0	R 3	R 5	R 3	R 2	29	13
Will	Will County Sheriff	R 99	- 0	S 0	- 0	- 0	R 1	25	1
Will	Joliet Police	R 97	- 0	R 3	S 0	- 0	- 0	28	9
Winnebago	Winnebago County Sheriff	R 99	- 0	S 0	S 0	- 0	R 1	21	0
Winnebago	Rockford Police	R 97	- 0	- 0	R 3	- 0	- 0	22	18
<b>INDIANA</b>									
Allen	Fort Wayne Police	R 89	R 8	- 0	S 0	R 2	- 0	17	2
Delaware	Muncie Police	R 91	S 0	S 0	R 5	R 4	- 0	50	51
Elkhart	Elkhart Police	R 64	R 5	R 14	R 10	- 0	R 7	48	17
Howard	Kokomo Police	R 95	S 0	S 0	R 5	- 0	- 0	36	0
Lake	Lake County Sheriff	R 77	R 6	- 0	- 0	- 0	R 14	21	3
Lake	East Chicago Police	R 71	R 10	R 10	- 0	- 0	R 10	10	0
Lake	Gary Police	R 82	- 0	R 14	S 0	- 0	R 4	23	0
Lake	Hammond Police	R 71	R 10	R 8	R 8	- 0	R 4	15	27
Madison	Anderson Police	R 92	R 5	S 0	S 0	R 3	- 0	29	14
Marion	Marion County Sheriff	R 65	R 24	S 0	- 0	S 0	S 0	7	0
Marion	Indianapolis Police	R 92	R 5	R 1	R 1	R 2	S 0	31	0
St Joseph	South Bend Police	R 92	R 2	R 3	R 3	- 0	- 0	33	3
Vanderburgh	Vanderburgh County Sheriff	R 100	- 0	- 0	- 0	- 0	S 0	20	0
Vanderburgh	Evansville Police	R 100	- 0	S 0	S 0	- 0	- 0	27	37
Vigo	Terre Haute Police	R 93	R 7	S 0	S 0	- 0	- 0	28	10

**Table 8a. - continued**

County	Agency	Agencies using patrol type and percent of all patrol units accounted for:							Percent of officers* on patrol per 24 hours	Percent of units with two officers
		Auto	Motor-cycle	Foot	Bicycle	Horse	Marine			
<b>IOWA</b>										
Black Hawk	Waterloo Police	R 91 %	R 6 %	S 0 %	R 3 %	S 0 %	- 0 %	25 %	0 %	
Linn	Cedar Rapids Police	R 87	- 0	R 2	R 5	- 0	R 1	34	62	
Polk	Des Moines Police	R 92	R 3	R 5	S 0	S 0	R 1	34	21	
Scott	Davenport Police	R 100	S 0	S 0	S 0	- 0	- 0	24	17	
Woodbury	Sioux City Police	R 85	S 0	R 15	S 0	- 0	- 0	35	0	
<b>KANSAS</b>										
Douglas	Lawrence Police	R 94	S 0	R 1	R 5	- 0	- 0	36	0	
Johnson	Johnson County Sheriff	R 100	- 0	S 0	- 0	- 0	- 0	5	0	
Johnson	Olathe Police	R 86	R 14	S 0	- 0	- 0	- 0	32	0	
Johnson	Overland Park Police	R 97	R 3	S 0	S 0	- 0	S 0	25	0	
Sedgwick	Sedgwick County Sheriff	R 100	S 0	S 0	- 0	- 0	- 0	22	5	
Sedgwick	Wichita Police	R 94	R 6	S 0	S 0	S 0	- 0	34	23	
Shawnee	Shawnee County Sheriff	R 91	- 0	R 9	- 0	S 0	S 0	39	17	
Shawnee	Topeka Police	R 80	R 10	R 5	R 4	- 0	- 0	21	3	
Wyandotte	Kansas City Police	R 86	R 7	R 1	R 5	- 0	- 0	33	2	
<b>KENTUCKY</b>										
Fayette	Lexington-Fayette County Police	R 86	S 0	R 3	R 5	R 3	- 0	24	9	
Jefferson	Jefferson County Police	R 98	- 0	S 0	R 2	- 0	S 0	23	0	
Jefferson	Jefferson County Sheriff	R ---	- 0	S 0	- 0	- 0	- 0	---	---	
Jefferson	Louisville Police	R 97	- 0	R 1	R 2	- 0	S 0	38	13	
Kenton	Covington Police	R 87	R 2	S 0	R 11	S 0	S 0	29	0	
<b>LOUISIANA</b>										
Ascension	Ascension Parish Sheriff	R 94	R 4	S 0	- 0	S 0	R 2	16	0	
Bossier	Bossier Police	R 88	R 12	S 0	- 0	- 0	- 0	10	0	
Caddo	Caddo Parish Sheriff	R 100	- 0	S 0	- 0	S 0	S 0	8	0	
Caddo	Shreveport Police	R 90	R 2	S 0	R 1	R 3	R 3	22	8	
Calcasieu	Calcasieu Parish Sheriff	R 82	- 0	R 14	- 0	S 0	R 3	9	13	
Calcasieu	Lake Charles Police	R 82	R 11	R 4	R 4	- 0	- 0	35	7	
E Baton Rouge	E Baton Rouge Parish Sheriff	R 93	R 5	- 0	- 0	- 0	R 2	7	0	
E Baton Rouge	Baton Rouge Police	R 85	R 14	R 2	S 0	- 0	- 0	19	0	
Jefferson	Kenner Police	R 100	- 0	S 0	S 0	- 0	S 0	32	0	
Lafayette	Lafayette Parish Sheriff	R 98	S 0	S 0	S 0	S 0	R 2	5	0	
Lafourche	Lafourche Parish Sheriff	R 92	R 4	S 0	S 0	S 0	R 4	15	0	
Orleans	New Orleans Police	R 85	R 5	R 7	R 2	R 2	S 0	8	33	
Ouachita	Ouachita Parish Sheriff	R 100	- 0	S 0	- 0	- 0	- 0	14	4	
Ouachita	Monroe Police	R 91	- 0	R 3	R 5	S 0	S 0	28	1	
Rapides	Alexandria Police	R 36	R 24	R 1	R 30	- 0	- 0	24	9	
St Bernard	St Bernard Parish Sheriff	R 91	- 0	S 0	- 0	- 0	S 0	14	0	
St Charles	St Charles Parish Sheriff	R 97	- 0	- 0	- 0	S 0	R 3	11	3	
St John the Baptist	St John the Baptist Sheriff	R 100	S 0	S 0	- 0	- 0	S 0	6	0	
St Landry	St Landry Parish Sheriff	R 100	- 0	- 0	- 0	- 0	S 0	12	0	
St Tammany	St Tammany Parish Sheriff	R 96	R 4	S 0	- 0	S 0	S 0	15	0	
Terrebonne	Terrebonne Parish Sheriff	R 86	R 7	S 0	- 0	- 0	R 7	11	0	
<b>MARYLAND</b>										
Anne Arundel	Anne Arundel County Police	R 100	S 0	S 0	S 0	- 0	- 0	24	0	
Anne Arundel	Annapolis Police	R 77	R 2	R 17	R 4	- 0	S 0	23	4	
Baltimore(city)	Baltimore Police	R 96	R 1	R 2	S 0	R 1	R 0	16	0	
Baltimore	Baltimore County Police	R 97	S 0	S 0	R 2	- 0	R 1	23	0	
Charles	Charles County Sheriff	R 88	R 2	S 0	R 10	- 0	- 0	33	0	
Harford	Harford County Sheriff	R 90	R 1	R 8	- 0	- 0	S 0	17	0	
Howard	Howard County Police	R 100	S 0	S 0	S 0	- 0	- 0	28	0	
Montgomery	Montgomery County Police	R 82	R 9	S 0	R 9	- 0	- 0	17	0	
Prince George's	Prince George's County Police	R 98	S 0	S 0	R 2	- 0	- 0	24	0	
<b>MASSACHUSETTS</b>										
Bristol	Fall River Police	R 82	R 3	R 4	R 11	- 0	S 0	31	38	
Bristol	New Bedford Police	R 55	R 6	R 24	R 16	- 0	- 0	12	27	
Essex	Lawrence Police	R 76	R 21	R 2	R 2	- 0	- 0	25	0	
Essex	Lynn Police	R 73	S 0	S 0	R 27	- 0	- 0	12	73	
Hampden	Chicopee Police	R 71	- 0	R 16	R 13	- 0	S 0	31	0	
Hampden	Holyoke Police	R 75	S 0	R 11	R 14	- 0	- 0	32	22	
Hampden	Springfield Police	R 51	R 3	R 18	R 28	S 0	S 0	22	0	
Middlesex	Cambridge Police	R 49	R 10	R 33	R 8	- 0	- 0	24	24	
Middlesex	Framingham Police	R 81	R 6	R 3	R 6	R 3	- 0	28	3	
Middlesex	Lowell Police	R 53	R 9	R 19	R 13	R 5	R 2	28	9	
Middlesex	Malden Police	R 80	R 4	R 2	R 13	- 0	- 0	32	40	
Middlesex	Medford Police	R 72	R 7	R 14	R 7	- 0	- 0	25	0	
Middlesex	Newton Police	R 71	S 0	R 26	R 3	- 0	- 0	22	0	
Middlesex	Somerville Police	R 64	R 5	R 7	R 24	- 0	- 0	27	5	
Middlesex	Waltham Police	R 70	R 15	S 0	R 15	- 0	- 0	28	0	



Table 8a. - continued

County	Agency	Agencies using patrol type and percent of all patrol units accounted for:						Percent of officers* on patrol per 24 hours	Percent of units with two officers
		Auto	Motor-cycle	Foot	Bicycle	Horse	Marine		
<b>MASSACHUSETTS</b>									
Norfolk	Brookline Police	R 91 %	R 2 %	R 2 %	R 5 %	- 0 %	- 0 %	42 %	14 %
Norfolk	Quincy Police	R 70	R 3	R 8	R 2	R 2	R 2	31	3
Plymouth	Brockton Police	R 87	R 3	R 3	R 2	- 0	- 0	22	27
Suffolk	Boston Police	R 88	R 4	R 5	R 2	R 1	R 0	23	18
Suffolk	Revere Police	R ---	R ---	R ---	R ---	- 0	- 0	---	---
Worcester	Worcester Police	R 87	R 3	R 3	R 4	- 0	S 0	19	17
<b>MICHIGAN</b>									
Calhoun	Battle Creek Police	R 92	S 0	R 1	R 7	- 0	- 0	33	0
Genesee	Flint Police	R 93	R 1	S 0	R 5	R 2	- 0	28	40
Ingham	Lansing Police	R 84	R 13	S 0	R 4	- 0	S 0	17	9
Kalamazoo	Kalamazoo Police	R 87	- 0	R 6	S 0	- 0	S 0	22	0
Kent	Kent County Sheriff	R 89	- 0	R 3	R 3	- 0	R 5	41	10
Kent	Grand Rapids Police	R 94	R 2	R 3	R 1	- 0	- 0	34	21
Macomb	Macomb County Sheriff	R 98	S 0	S 0	S 0	S 0	R 2	30	20
Macomb	Sterling Heights Police	R 80	S 0	S 0	R 4	- 0	- 0	37	0
Macomb	Warren Police	R 89	R 11	S 0	- 0	- 0	- 0	69	65
Oakland	Oakland County Sheriff	R 40	R 0	S 0	- 0	S 0	R 9	36	1
Oakland	Farmington Hills Police	R 95	S 0	S 0	R 5	- 0	- 0	29	18
Oakland	Pontiac Police	R 98	S 0	R 2	S 0	- 0	- 0	22	49
Oakland	Southfield Police	R 93	R 5	S 0	S 0	- 0	- 0	39	0
Oakland	Troy Police	R 100	- 0	S 0	S 0	- 0	- 0	25	0
Saginaw	Saginaw Police	R 95	S 0	R 2	R 2	- 0	- 0	28	0
Washtenaw	Washtenaw County Sheriff	R 88	R 5	S 0	S 0	- 0	R 7	29	17
Washtenaw	Ann Arbor Police	R 71	R 6	R 21	R 2	- 0	- 0	34	44
Wayne	Wayne County Sheriff	R 52	R 9	S 0	- 0	R 9	R 23	5	38
Wayne	Dearborn Police	R 80	- 0	- 0	R 2	- 0	S 0	30	11
Wayne	Detroit Police	R 84	R 1	R 7	R 3	R 1	R 4	16	68
Wayne	Livonia Police	R 98	R 2	- 0	- 0	- 0	- 0	18	22
Wayne	Taylor Police	R 100	S 0	- 0	- 0	- 0	- 0	8	33
Wayne	Westland Police	R 96	R 4	S 0	S 0	- 0	- 0	19	39
<b>MINNESOTA</b>									
Hennepin	Bloomington Police	R 84	- 0	R 7	R 7	- 0	- 0	39	0
Hennepin	Minneapolis Police	R 66	- 0	R 17	R 15	R 2	- 0	18	68
Ramsey	Ramsey County Sheriff	R 91	- 0	S 0	S 0	- 0	R 9	13	9
Ramsey	St Paul Police	R 83	- 0	R 6	R 4	R 2	- 0	27	9
St Louis	Duluth Police	R 92	- 0	S 0	R 7	R 2	- 0	24	17
<b>MISSISSIPPI</b>									
Forrest	Hattiesburg Police	R 85	R 5	R 5	R 5	- 0	- 0	39	10
Harrison	Biloxi Police	R 90	S 0	R 1	S 0	- 0	S 0	38	7
Harrison	Gulfport Police	R 81	R 5	S 0	R 7	S 0	- 0	53	2
Hinds	Jackson Police	R 94	R 3	S 0	R 3	S 0	- 0	28	0
Jackson	Jackson County Sheriff	R 80	R 10	- 0	- 0	S 0	R 10	7	0
<b>MISSOURI</b>									
Boone	Columbia Police	R 91	- 0	R 9	S 0	- 0	- 0	9	0
Buchanan	St Joseph Police	R 100	- 0	S 0	S 0	- 0	- 0	29	0
Greene	Springfield Police	R 80	S 0	R 7	R 13	- 0	- 0	28	0
Jackson	Independence Police	R 96	R 4	S 0	- 0	- 0	- 0	24	0
Jackson	Kansas City Police	R ---	R ---	R ---	R ---	- 0	- 0	---	---
Jefferson	Jefferson County Sheriff	R 100	- 0	- 0	- 0	S 0	- 0	8	0
St Charles	St Charles County Sheriff	R 100	- 0	S 0	- 0	- 0	- 0	25	7
St Louis(city)	St Louis Police	R 85	R 2	R 7	R 5	R 2	- 0	22	18
St Louis	St Louis County Police	R 100	S 0	S 0	S 0	- 0	- 0	25	5
<b>MONTANA</b>									
Yellowstone	Billings Police	R 96	- 0	S 0	R 4	- 0	- 0	24	4
<b>NEBRASKA</b>									
Douglas	Omaha Police	R 96	R 1	S 0	R 2	R 0	- 0	32	4
Lancaster	Lincoln Police	R 96	- 0	S 0	R 4	- 0	- 0	49	0
<b>NEVADA</b>									
Clark	Las Vegas Metropolitan Police	R 85	R 10	R 0	R 5	- 0	- 0	26	23
Clark	North Las Vegas Police	R 84	R 11	- 0	R 5	- 0	- 0	36	29
Nye	Nye County Sheriff	R 90	R 10	S 0	S 0	- 0	- 0	29	0
Washoe	Washoe County Sheriff	R 98	R 2	S 0	S 0	S 0	S 0	11	0
Washoe	Reno Police	R 71	R 11	R 5	R 12	R 2	- 0	22	7

Table 8a. - continued

County	Agency	Agencies using patrol type and percent of all patrol units accounted for:							Percent of officers* on patrol per 24 hours	Percent of units with two officers
		Auto	Motor-cycle	Foot	Bicycle	Horse	Marine			
<b>NEW HAMPSHIRE</b>										
Hillsborough	Manchester Police	R 50 %	S 0 %	S 0 %	R 43 %	- 0 %	- 0 %	25 %	23 %	
Hillsborough	Nashua Police	R 95	S 0	S 0	R 5	- 0	- 0	30	3	
<b>NEW JERSEY</b>										
Atlantic	Atlantic City Police	R 80	R 8	S 0	R 12	- 0	- 0	16	7	
Camden	Camden Police	R 60	R 3	R 17	R 17	R 2	- 0	29	15	
Camden	Cherry Hill Police	R 100	- 0	- 0	- 0	- 0	- 0	37	2	
Essex	Bloomfield Police	R 92	- 0	R 2	R 3	- 0	- 0	28	5	
Essex	East Orange Police	R 23	R 1	R 75	R 2	- 0	- 0	40	19	
Essex	Irvington Police	R 76	R 2	R 5	R 3	- 0	- 0	21	29	
Essex	Newark Police	R 85	R 4	R 9	- 0	R 2	S 0	24	69	
Essex	West Orange Police	R 90	R 1	R 7	R 1	- 0	- 0	33	0	
Hudson	Hudson County Sheriff	R 96	S 0	R 4	- 0	- 0	- 0	10	39	
Hudson	Bayonne Police	R 72	R 5	R 8	R 15	- 0	- 0	23	13	
Hudson	Hoboken Police	R 23	R 11	R 47	R 19	- 0	- 0	17	9	
Hudson	Jersey City Police	R 63	R 2	R 17	R 5	- 0	- 0	35	37	
Hudson	North Bergen Police	R 61	- 0	R 24	R 15	- 0	- 0	31	0	
Hudson	Union City Police	R 21	- 0	R 26	R 53	- 0	- 0	18	7	
Hudson	West New York Police	R 81	R 3	R 5	R 11	- 0	- 0	43	24	
Mercer	Hamilton Police	R 85	R 4	R 5	R 5	- 0	- 0	33	44	
Mercer	Trenton Police	R 66	S 0	S 0	R 34	- 0	- 0	18	66	
Middlesex	Edison Police	R 96	S 0	S 0	R 4	- 0	- 0	21	3	
Middlesex	New Brunswick Police	R 92	- 0	R 6	R 2	- 0	- 0	28	51	
Middlesex	Perth Amboy Police	R 71	S 0	R 12	R 17	- 0	- 0	29	15	
Middlesex	Woodbridge Police	R 87	- 0	S 0	R 13	- 0	- 0	25	25	
Monmouth	Long Branch Police	R 77	R 3	R 3	R 5	- 0	- 0	31	0	
Morris	Parsippany Police	R 98	- 0	R 2	- 0	- 0	- 0	26	0	
Ocean	Brick Township Police	R 85	- 0	S 0	R 15	- 0	- 0	12	0	
Ocean	Dover Township Police	R 95	- 0	R 2	R 2	- 0	S 0	31	0	
Passaic	Passaic County Sheriff	R 67	R 18	- 0	- 0	R 15	- 0	7	0	
Passaic	Clifton Police	R ---	R ---	- 0	R ---	- 0	- 0	---	---	
Passaic	Passaic Police	R 81	S 0	S 0	R 19	- 0	- 0	18	27	
Passaic	Wayne Police	R 94	R 3	R 1	R 3	- 0	S 0	36	3	
Union	Union County Sheriff	R 92	- 0	- 0	R 8	- 0	- 0	7	62	
Union	Elizabeth Police	R 75	R 2	R 20	R 4	- 0	- 0	23	53	
Union	Linden Police	R 81	- 0	R 10	R 10	- 0	- 0	11	33	
Union	Plainfield Police	R 84	- 0	R 12	R 4	- 0	- 0	21	0	
Union	Union Police	R 65	- 0	R 10	R 15	- 0	S 0	23	45	
<b>NEW MEXICO</b>										
Bernalillo	Bernalillo County Sheriff	R 95	- 0	S 0	R 3	- 0	- 0	24	0	
Bernalillo	Albuquerque Police	R 90	R 5	S 0	R 4	R 2	- 0	39	0	
Dona Ana	Las Cruces Police	R 49	R 11	R 17	R 23	- 0	- 0	38	2	
Santa Fe	Santa Fe Police	R 79	R 5	S 0	R 5	R 2	- 0	36	0	
<b>NEW YORK</b>										
Albany	Albany Police	R 78	R 3	R 9	R 5	R 3	S 0	30	8	
Albany	Colonie Police	R 90	R 10	S 0	- 0	- 0	- 0	24	6	
Broome	Binghamton Police	R 86	R 3	R 6	R 6	- 0	- 0	27	11	
Dutchess	Dutchess County Sheriff	R 90	- 0	R 6	- 0	- 0	R 4	7	4	
Erie	Erie County Sheriff	R ---	R ---	R ---	S 0	S 0	R ---	---	---	
Erie	Amherst Police	R 91	S 0	S 0	R 9	- 0	- 0	28	4	
Erie	Buffalo Police	R 90	S 0	R 2	R 6	S 0	S 0	34	90	
Erie	Cheektowaga Police	R 91	R 3	R 2	R 3	S 0	- 0	32	20	
Erie	Tonawanda Police	R 100	- 0	S 0	- 0	- 0	- 0	33	8	
Monroe	Monroe County Sheriff	R 85	S 0	R 1	R 7	R 2	R 5	12	5	
Monroe	Rochester Police	R 93	R 0	R 5	R 1	R 1	S 0	26	10	
Nassau	Nassau County Police	R 92	R 2	R 0	R 1	R 2	R 1	19	6	
Nassau	Hempstead Police	R 91	R 4	R 4	R 2	- 0	- 0	29	13	
New York City	New York City Police	R 54	R 1	R 39	R 5	R 1	R 0	19	57	
Niagara	Niagara County Sheriff	R 91	- 0	- 0	- 0	S 0	R 9	25	3	
Niagara	Niagara Falls Police	R 90	R 3	R 2	R 5	- 0	- 0	28	0	
Onondaga	Onondaga County Sheriff	R 91	- 0	S 0	R 4	- 0	R 2	11	2	
Onondaga	Syracuse Police	R 93	S 0	R 5	R 2	- 0	S 0	22	3	
Oswego	Oswego County Sheriff	R 46	- 0	R 46	- 0	- 0	R 8	28	0	
Rensselaer	Troy Police	R 98	- 0	S 0	R 2	- 0	- 0	28	2	
Rockland	Clarkstown Police	R 100	- 0	S 0	- 0	- 0	- 0	26	0	
Rockland	Ramapo Police	R 100	- 0	S 0	- 0	- 0	- 0	36	0	
Schenectady	Schenectady Police	R 82	R 2	R 5	R 5	- 0	- 0	27	44	
Suffolk	Suffolk County Police	R 90	R 3	R 3	R 3	- 0	R 2	22	13	
Westchester	Westchester County Police	R 72	R 2	R 19	R 4	- 0	S 0	23	0	
Westchester	Greenburgh Police	R 89	- 0	S 0	R 11	- 0	- 0	33	10	
Westchester	Mt Vernon Police	R 86	R 2	R 5	R 2	- 0	- 0	18	0	
Westchester	New Rochelle Police	R 76	R 9	R 5	R 6	- 0	R 4	38	7	
Westchester	White Plains Police	R 69	R 12	R 15	- 0	R 4	- 0	25	32	
Westchester	Yonkers Police	R 76	R 7	R 11	- 0	- 0	- 0	26	61	

Table 8a. - continued

County	Agency	Agencies using patrol type and percent of all patrol units accounted for:						Percent of officers* on patrol per 24 hours	Percent of units with two officers
		Auto	Motor-cycle	Foot	Bicycle	Horse	Marine		
<b>NORTH CAROLINA</b>									
Alamance	Burlington Police	R 89 %	- 0 %	R 11 %	S 0 %	- 0 %	- 0 %	18 %	0 %
Buncombe	Buncombe County Sheriff	R 100	- 0	S 0	S 0	- 0	S 0	16	0
Buncombe	Asheville Police	R 88	- 0	R 10	S 0	R 2	- 0	29	0
Cabarrus	Cabarrus County Sheriff	R 80	- 0	- 0	- 0	- 0	S 1	31	0
Cumberland	Cumberland County Sheriff	R 62	R 5	R 16	R 16	- 0	S 0	14	0
Cumberland	Fayetteville Police	R 92	R 3	S 0	S 0	R 5	S 0	20	0
Durham	Durham Police	R 86	R 5	S 0	R 9	- 0	- 0	12	0
Forsyth	Winston-Salem Police	R 83	R 6	R 8	R 2	R 1	- 0	37	8
Gaston	Gaston County Police	R 100	- 0	S 0	- 0	- 0	- 0	36	0
Gaston	Gastonia Police	R 95	- 0	S 0	R 5	- 0	- 0	23	5
Guilford	Guilford County Sheriff	R 100	- 0	S 0	- 0	- 0	- 0	12	0
Guilford	Greensboro Police	R 98	- 0	R 2	- 0	- 0	S 0	19	0
Guilford	High Point Police	R 100	- 0	S 0	S 0	- 0	- 0	35	0
Mecklenburg	Charlotte-Mecklenburg Police	R 100	- 0	S 0	S 0	- 0	S 0	37	0
Nash	Rocky Mount Police	R 93	- 0	R 5	R 2	- 0	- 0	28	0
New Hanover	Wilmington Police	R 90	- 0	R 4	- 0	R 6	- 0	16	4
Pitt	Greenville Police	R 93	- 0	- 0	R 7	- 0	- 0	22	7
Wake	Wake County Sheriff	R 100	- 0	- 0	- 0	- 0	S 0	15	0
Wake	Raleigh Police	R 88	R 2	R 6	R 4	R 1	- 0	25	0
<b>OHIO</b>									
Butler	Butler County Sheriff	R 82	R 5	- 0	R 4	R 4	R 4	32	27
Butler	Hamilton Police	R 90	- 0	R 6	R 4	S 0	- 0	26	23
Cuyahoga	Cleveland Police	R 81	R 6	R 7	R 3	R 2	R 1	24	60
Cuyahoga	Euclid Police	R 94	- 0	- 0	R 6	- 0	- 0	48	8
Franklin	Franklin County Sheriff	R 89	- 0	R 3	R 7	S 0	S 0	8	0
Franklin	Columbus Police	R 91	R 2	R 2	R 1	R 1	R 2	27	26
Hamilton	Hamilton County Sheriff	R 96	R 1	S 0	R 1	S 0	R 1	8	5
Hamilton	Cincinnati Police	R 86	R 2	R 1	R 7	R 4	- 0	26	12
Lorain	Lorain Police	R 92	- 0	S 0	R 6	- 0	R 3	34	0
Lucas	Toledo Police	R 87	R 1	R 3	R 6	R 2	R 1	25	52
Mahoning	Youngstown Police	R 100	- 0	S 0	- 0	- 0	- 0	13	53
Montgomery	Dayton Police	R 91	S 0	S 0	R 3	R 3	S 0	28	14
Stark	Canton Police	R 91	S 0	R 3	R 7	- 0	- 0	29	45
Summit	Akron Police	R 88	S 0	R 1	R 2	- 0	- 0	32	29
<b>OKLAHOMA</b>									
Cleveland	Norman Police	R 63	S 0	- 0	R 37	- 0	- 0	16	0
Comanche	Lawton Police	R 92	- 0	S 0	R 5	- 0	R 3	28	5
Oklahoma	Oklahoma County Sheriff	R 80	- 0	S 0	S 0	S 0	- 0	4	20
Oklahoma	Oklahoma City Police	R 89	R 2	R 1	R 2	R 1	R 5	24	10
Tulsa	Tulsa County Sheriff	R 100	- 0	S 0	S 0	S 0	S 0	12	0
Tulsa	Tulsa Police	R 91	R 3	R 4	R 0	R 1	- 0	32	0
<b>OREGON</b>									
Clackamas	Clackamas County Sheriff	R 93	R 3	S 0	- 0	- 0	R 3	22	1
Lane	Lane County Sheriff	R 91	- 0	S 0	S 0	S 0	R 9	11	0
Lane	Eugene Police	R 63	R 23	R 5	R 10	- 0	- 0	12	0
Linn	Linn County Sheriff	R 100	- 0	S 0	- 0	S 0	S 0	19	0
Marion	Salem Police	R 84	R 10	R 2	R 4	- 0	- 0	32	12
Multnomah	Portland Police	R 93	R 7	S 0	S 0	S 0	- 0	16	0
Washington	Washington County Sheriff	R 95	R 3	S 0	S 0	S 0	R 3	23	0
<b>PENNSYLVANIA</b>									
Allegheny	Allegheny County Police	R 62	R 4	R 26	- 0	R 7	- 0	24	0
Allegheny	Pittsburgh Police	R 69	R 6	R 20	R 4	R 0	R 1	31	23
Berks	Reading Police	R 76	R 3	R 5	R 16	S 0	- 0	9	0
Dauphin	Harrisburg Police	R 81	- 0	R 8	R 7	R 4	S 0	31	0
Delaware	Upper Darby Township Police	R 69	R 7	S 0	R 6	- 0	- 0	51	0
Erie	Erie Police	R 76	R 13	S 0	R 11	- 0	- 0	27	42
Lancaster	Lancaster Police	R 78	S 0	R 3	R 15	R 3	- 0	27	11
Lehigh	Allentown Police	R 79	R 3	S 0	R 18	- 0	- 0	34	5
Montgomery	Lower Merion Township Police	R 88	- 0	S 0	R 12	- 0	- 0	38	0
Northampton	Bethlehem Police	R 80	R 7	R 7	R 7	- 0	- 0	34	7
Philadelphia	Philadelphia Police	R 45	S 0	R 9	R 3	R 1	R 0	27	9
<b>RHODE ISLAND</b>									
Kent	Warwick Police	R 89	R 6	- 0	R 6	- 0	- 0	21	0
Providence	Cranston Police	R 100	- 0	S 0	- 0	- 0	- 0	29	0
Providence	Pawtucket Police	R 75	S 0	S 0	S 0	- 0	- 0	9	17
Providence	Providence Police	R 10	R 19	R 17	R 24	R 24	R 7	5	10
Providence	Woonsocket Police	R 93	- 0	R 3	R 5	- 0	- 0	22	13

Table 8a. - continued

County	Agency	Agencies using patrol type and percent of all patrol units accounted for:						Percent of officers* on patrol per 24 hours	Percent of units with two officers
		Auto	Motor-cycle	Foot	Bicycle	Horse	Marine		
<b>SOUTH CAROLINA</b>									
Anderson	Anderson County Sheriff	R 100 %	- 0 %	- 0 %	- 0 %	- 0 %	S 0 %	22 %	0 %
Beaufort	Beaufort County Sheriff	R 93	- 0	S 0	- 0	- 0	R 4	40	2
Charleston	Charleston County Sheriff	R 96	S 0	- 0	R 2	- 0	R 2	24	0
Charleston	Charleston Police	R 61	R 8	R 21	R 3	R 7	S 0	28	0
Greenville	Greenville County Sheriff	R 100	- 0	S 0	- 0	- 0	- 0	23	0
Greenville	Greenville Police	R 92	- 0	R 4	R 4	R 1	- 0	27	12
Horry	Horry County Police	R 100	- 0	S 0	S 0	- 0	- 0	21	0
Horry	Myrtle Beach Police	R 93	- 0	R 1	R 5	- 0	S 0	34	23
Richland	Richland County Sheriff	R 93	- 0	S 0	- 0	S 0	R 7	10	14
Richland	Columbia Police	R 87	R 1	R 7	- 0	R 2	- 0	75	0
Spartanburg	Spartanburg County Sheriff	R 100	- 0	- 0	- 0	- 0	- 0	69	0
Spartanburg	Spartanburg Police	R 80	R 7	R 10	R 3	- 0	- 0	22	0
<b>SOUTH DAKOTA</b>									
Minnehaha	Sioux Falls Police	R 99	S 0	S 0	R 1	- 0	- 0	38	0
<b>TENNESSEE</b>									
Davidson	Nashville Metropolitan Police	R 78	R 6	R 8	R 8	- 0	R 0	21	0
Hamilton	Hamilton County Sheriff	R 94	R 6	S 0	- 0	- 0	S 0	11	0
Hamilton	Chattanooga Police	R ---	S 0	S 0	R ---	R ---	- 0	---	---
Knox	Knox County Sheriff	R 98	R 2	- 0	S 0	- 0	S 0	22	0
Knox	Knoxville Police	R 89	R 3	R 1	S 0	- 0	S 0	30	15
Madison	Jackson Police	R 93	R 3	S 0	R 4	- 0	- 0	32	10
Montgomery	Clarksville Police	R 100	S 0	S 0	S 0	- 0	- 0	20	0
Rutherford	Murfreesboro Police	R 92	R 3	R 1	R 4	- 0	- 0	43	12
Shelby	Memphis Police	R 95	R 2	S 0	R 2	R 1	R 0	33	25
Sullivan	Sullivan County Sheriff	R 100	- 0	S 0	S 0	- 0	S 0	32	0
Washington	Johnson City Police	R 92	R 7	R 1	S 0	- 0	- 0	34	8
<b>TEXAS</b>									
Bell	Killeen Police	R 93	- 0	S 0	R 7	- 0	- 0	23	7
Bell	Temple Police	R 82	R 4	R 1	R 13	- 0	- 0	43	14
Bexar	Bexar County Sheriff	R 88	- 0	- 0	R 12	- 0	- 0	3	6
Bexar	San Antonio Police	R 97	R 1	R 0	R 2	- 0	- 0	33	1
Cameron	Brownsville Police	R 88	R 8	S 0	R 4	- 0	- 0	38	0
Cameron	Harlingen Police	R 92	R 3	S 0	R 6	- 0	- 0	33	0
Collin	Plano Police	R 97	R 3	S 0	S 0	- 0	- 0	30	0
Dallas	Carrollton Police	R 97	- 0	S 0	R 3	- 0	- 0	28	0
Dallas	Dallas Police	R 83	R 6	R 5	R 0	R 5	R 1	16	30
Dallas	Garland Police	R 90	R 10	- 0	S 0	- 0	- 0	28	0
Dallas	Grand Prairie Police	R 91	S 0	S 0	S 0	S 0	R 9	41	8
Dallas	Irving Police	R 93	R 6	R 2	S 0	- 0	- 0	19	0
Dallas	Mesquite Police	R 98	- 0	S 0	R 2	- 0	- 0	31	2
Dallas	Richardson Police	R 96	R 4	- 0	S 0	- 0	- 0	32	0
Denton	Denton Police	R 74	R 5	S 0	R 5	- 0	- 0	33	0
Ector	Odessa Police	R 100	- 0	S 0	S 0	- 0	- 0	17	0
El Paso	El Paso Police	R 85	R 9	R 2	R 3	- 0	- 0	22	53
Fort Bend	Fort Bend County Sheriff	R 97	R 3	S 0	- 0	S 0	- 0	16	0
Gregg	Longview Police	R 69	R 17	S 0	R 15	- 0	- 0	19	0
Harris	Harris County Sheriff	R 98	R 2	- 0	- 0	S 0	R 0	12	0
Harris	Baytown Police	R 100	- 0	- 0	S 0	S 0	S 0	25	0
Harris	Houston Police	R 95	R 1	R 1	R 1	R 1	R 0	27	11
Harris	Pasadena Police	R 88	R 9	- 0	R 3	- 0	- 0	20	2
Hidalgo	Hidalgo County Sheriff	R 100	- 0	S 0	- 0	S 0	- 0	14	0
Hidalgo	McAllen Police	R 63	- 0	R 24	R 13	- 0	- 0	24	12
Jefferson	Beaumont Police	R 98	R 1	S 0	S 0	- 0	- 0	27	9
Jefferson	Port Arthur Police	R 100	- 0	S 0	S 0	- 0	- 0	37	5
Lubbock	Lubbock Police	R 95	R 2	S 0	R 3	- 0	- 0	47	0
McLennan	Waco Police	R 77	- 0	- 0	R 23	- 0	- 0	12	23
Midland	Midland Police	R 100	- 0	S 0	S 0	- 0	- 0	27	0
Nueces	Corpus Christi Police	R 83	R 17	S 0	S 0	- 0	- 0	9	0
Potter	Amarillo Police	R 90	R 10	S 0	S 0	- 0	- 0	26	8
Smith	Tyler Police	R 86	R 5	S 0	R 9	- 0	- 0	29	7
Tarrant	Tarrant County Sheriff	R 100	- 0	- 0	- 0	S 0	- 0	7	4
Tarrant	Arlington Police	R 76	R 17	R 3	R 4	- 0	S 0	16	4
Tarrant	Fort Worth Police	R 87	R 3	R 3	R 4	R 4	- 0	19	0
Taylor	Abilene Police	R 94	R 6	S 0	S 0	- 0	- 0	30	0
Tom Green	San Angelo Police	R 86	R 13	S 0	R 1	- 0	- 0	29	1
Travis	Travis County Sheriff	R 71	R 21	- 0	- 0	- 0	R 8	3	0
Travis	Austin Police	R 84	R 6	R 4	R 2	R 2	- 0	19	13
Webb	Laredo Police	R 84	R 4	S 0	R 12	- 0	- 0	26	9
Wichita	Wichita Falls Police	R 90	R 10	S 0	- 0	- 0	- 0	28	0
Williamson	Williamson County Sheriff	R 94	R 6	S 0	- 0	- 0	- 0	12	22

**Table 8a. - continued**

County	Agency	Agencies using patrol type and percent of all patrol units accounted for:						Percent of officers* on patrol per 24 hours	Percent of units with two officers
		Auto	Motor-cycle	Foot	Bicycle	Horse	Marine		
<b>UTAH</b>									
Salt Lake	Salt Lake City Police	R 75 %	R 16 %	S 0 %	R 9 %	- 0 %	- 0 %	24 %	0 %
Salt Lake	West Valley City Police	R 94	R 4	- 0	R 2	- 0	- 0	18	0
Weber	Ogden Police	R 81	R 5	R 5	R 8	S 0	- 0	32	0
<b>VIRGINIA</b>									
Alexandria(city)	Alexandria Police	R 63	R 5	R 27	R 5	- 0	- 0	28	0
Arlington	Arlington County Police	R 93	R 3	R 2	R 1	- 0	- 0	24	3
Chesapeake(city)	Chesapeake Police	R 74	R 2	R 1	R 18	- 0	S 0	31	1
Chesterfield	Chesterfield County Police	R 81	R 1	R 9	R 8	- 0	R 1	36	1
Danville(city)	Danville Police	R 43	- 0	R 47	R 9	R 2	- 0	46	32
Fairfax	Fairfax County Police	R 92	R 3	S 0	R 4	- 0	R 0	26	0
Hampton(city)	Hampton Police	R 98	- 0	R 1	R 1	- 0	S 0	35	3
Hanover	Hanover County Sheriff	R 100	- 0	S 0	- 0	S 0	- 0	25	0
Henrico	Henrico County Police	R 95	R 2	S 0	R 1	R 0	R 1	24	1
Loudoun	Loudoun County Sheriff	R 93	R 7	S 0	- 0	- 0	- 0	23	0
Lynchburg(city)	Lynchburg Police	R 94	S 0	S 0	R 6	- 0	- 0	12	0
Newport News(city)	Newport News Police	R 90	R 2	S 0	R 7	- 0	R 1	24	7
Norfolk(city)	Norfolk Police	R 83	R 1	S 0	R 13	- 0	R 3	28	29
Petersburg(city)	Petersburg Police	R 86	- 0	R 1	R 13	- 0	- 0	37	0
Portsmouth(city)	Portsmouth Police	R 85	R 1	R 4	R 6	R 2	R 1	30	6
Prince William	Prince William County Police	R 90	R 7	S 0	R 3	- 0	- 0	24	0
Richmond(city)	Richmond Police	R 58	R 10	R 5	R 20	R 7	- 0	8	0
Roanoke(city)	Roanoke Police	R 84	R 2	R 6	R 4	R 3	- 0	30	4
Suffolk(city)	Suffolk Police	R ---	R ---	R ---	R ---	- 0	- 0	---	---
Virginia Beach(city)	Virginia Beach Police	R 70	R 6	R 9	R 7	R 6	R 2	31	10
<b>WASHINGTON</b>									
Clark	Clark County Sheriff	R 91	- 0	- 0	S 0	S 0	R 5	30	0
Clark	Vancouver Police	R 94	R 4	S 0	R 2	S 0	- 0	22	0
King	King County Sheriff	R 97	R 1	- 0	R 1	- 0	R 2	31	1
King	Bellevue Police	R 76	R 15	S 0	R 8	- 0	- 0	22	0
King	Kent Police	R 79	R 12	S 0	R 9	- 0	S 0	31	0
King	Seattle Police	R 42	R 14	R 8	R 16	R 4	R 3	16	31
Pierce	Pierce County Sheriff	R ---	R ---	S 0	R ---	- 0	R ---	---	---
Pierce	Tacoma Police	R 79	R 12	- 0	R 6	- 0	- 0	30	16
Snohomish	Snohomish County Sheriff	R 94	- 0	R 4	R 1	- 0	R 1	30	2
Snohomish	Everett Police	R 86	R 2	S 0	R 3	- 0	S 0	22	3
Spokane	Spokane County Sheriff	R 84	- 0	- 0	- 0	- 0	R 1	23	13
Spokane	Spokane Police	R 100	S 0	S 0	S 0	S 0	- 0	26	9
Thurston	Thurston County Sheriff	R 93	- 0	- 0	S 0	- 0	R 7	21	0
Yakima	Yakima Police	R 81	- 0	R 2	R 18	- 0	- 0	29	14
<b>WEST VIRGINIA</b>									
Cabell	Huntington Police	R 75	R 8	R 3	R 8	R 6	- 0	35	0
Kanawha	Charleston Police	R 66	R 5	R 4	R 25	- 0	S 0	16	0
<b>WISCONSIN</b>									
Brown	Brown County Sheriff	R 85	R 12	- 0	S 0	- 0	R 3	23	3
Brown	Green Bay Police	R 82	R 2	R 14	R 2	S 0	- 0	26	0
Dane	Dane County Sheriff	R 96	S 0	S 0	- 0	S 0	R 4	12	4
Dane	Madison Police	R 83	- 0	R 14	R 3	- 0	- 0	27	0
Kenosha	Kenosha Police	R 97	- 0	S 0	R 3	- 0	- 0	32	8
Milwaukee	Milwaukee County Sheriff	R 88	R 12	S 0	S 0	S 0	- 0	5	0
Milwaukee	Milwaukee Police	R 82	R 4	R 4	R 3	- 0	R 1	22	23
Milwaukee	West Allis Police	R 97	- 0	S 0	R 3	- 0	- 0	24	23
Outgamie	Appleton Police	R 94	- 0	R 4	R 2	- 0	- 0	41	4
Racine	Racine Police	R 89	R 3	R 3	R 5	S 0	- 0	20	12
Waukesha	Waukesha County Sheriff	R 97	R 3	- 0	- 0	S 0	S 0	30	15

Note: The codes for patrol use are as follows:

- "R"=Patrol type is used on a routine basis.
- "S"=Patrol type is used for special events only.
- "-"=Patrol type is not used.

All percents in table are based on the average of two selected 24-hour periods representing a Wednesday and a Saturday. Only patrol shifts of 7 hours or longer that began during these time periods are included.

Detail may not add to 100% because of rounding or because of the use of patrol types other than those listed.

\*Part-time officers are excluded from the calculation.

---Data were not provided by an agency.

**Table 9a. Communication systems operated and telephone calls for service received, by local law enforcement agencies, 1997**

County	Name of agency	Agency communications systems					Number of telephone calls for service received during 12-month period ending June 30, 1997			
		Dispatch system	Emergency 9-1-1 system	3-digit non-emergency number	Mass notification system		9-1-1 emergency system		Non-emergency number	
					Fax	Phone	Total	Per officer*	Total	Per officer*
<b>ALABAMA</b>										
Etowah	Gadsden Police	C	E	-	-	-	---	---	---	---
Houston	Dothan Police	C	E	-	-	-	68,400	805	45,630	537
Jefferson	Jefferson County Sheriff	X	E	-	-	-	---	---	---	---
Jefferson	Bessemer Police	C	E	-	-	-	---	---	---	---
Jefferson	Birmingham Police	C	E	-	-	X	422,559	784	130,526	242
Jefferson	Hoover Police	C	E	-	-	X	7,593	101	---	---
Madison	Huntsville Police	C	E	-	-	-	---	---	---	---
Mobile	Mobile County Sheriff	C	E	-	-	-	---	---	---	---
Mobile	Mobile Police	C	E	-	-	-	198,367	862	69,124	301
Montgomery	Montgomery County Sheriff	C	E	-	-	-	9,204	98	6,188	66
Montgomery	Montgomery Police	C	E	-	-	X	309,000	1,411	286,888	1,310
Morgan	Decatur Police	X	E	-	-	X	---	---	---	---
Tuscaloosa	Tuscaloosa Police	C	E	-	-	X	21,600	170	57,163	450
<b>ALASKA</b>										
Anchorage	Anchorage Police	C	E	-	-	-	128,000	561	---	---
<b>ARIZONA</b>										
Maricopa	Maricopa County Sheriff	C	E	-	X	X	104,052	241	242,419	561
Maricopa	Chandler Police	C	E	X	-	-	18,978	131	58,318	402
Maricopa	Glendale Police	C	B	-	X	-	101,835	451	401,545	1,777
Maricopa	Mesa Police	C	B	-	-	-	168,994	558	637,006	2,102
Maricopa	Phoenix Police	C	E	-	-	X	1,030,912	843	999,228	817
Maricopa	Scottsdale Police	C	E	-	-	-	95,436	413	256,777	1,112
Maricopa	Tempe Police	C	E	-	-	-	91,893	666	33,598	243
Pima	Pima County Sheriff	C	E	-	-	-	---	---	---	---
Pima	Tucson Police	C	E	-	-	-	245,175	683	67,102	187
Pinal	Pinal County Sheriff	C	E	-	-	-	---	---	---	---
Yuma	Yuma Police	C	E	-	X	-	---	---	---	---
<b>ARKANSAS</b>										
Jefferson	Pine Bluff Police	C	E	-	-	X	---	---	---	---
Pulaski	Pulaski County Sheriff	C	B	-	-	-	---	---	---	---
Pulaski	Little Rock Police	C	E	-	-	-	---	---	---	---
Pulaski	North Little Rock Police	C	E	-	-	-	13,237	72	46,767	253
Sebastian	Fort Smith Police	X	E	-	-	-	---	---	---	---
<b>CALIFORNIA</b>										
Alameda	Alameda County Sheriff	C	E	-	-	-	71,276	448	193,919	1,220
Alameda	Alameda Police	C	E	X	-	-	---	---	---	---
Alameda	Berkeley Police	C	B	-	-	-	---	---	---	---
Alameda	Fremont Police	C	E	-	-	-	---	---	---	---
Alameda	Hayward Police	C	E	-	-	-	72,000	818	70,000	795
Alameda	Oakland Police	C	E	-	X	X	286,464	818	469,620	1,342
Contra Costa	Contra Costa County Sheriff	C	E	-	-	-	57,714	240	97,549	406
Contra Costa	Concord Police	C	B	X	-	-	---	---	---	---
Contra Costa	Richmond Police	C	E	-	-	X	79,646	599	57,411	432
El Dorado	El Dorado County Sheriff	C	E	-	-	-	---	---	---	---
Fresno	Fresno County Sheriff	C	B	-	-	-	75,535	411	43,500	236
Fresno	Fresno Police	C	E	-	-	-	---	---	---	---
Kern	Kern County Sheriff	C	B	-	X	-	135,902	482	313,048	1,110
Kern	Bakersfield Police	C	B	-	-	-	---	---	---	---
Los Angeles	Los Angeles County Sheriff	C	E	-	-	X	226,109	149	910,690	601
Los Angeles	Beverly Hills Police	C	E	-	-	X	16,800	215	---	---
Los Angeles	Burbank Police	C	E	-	-	-	---	---	---	---
Los Angeles	Compton Police	C	E	-	-	-	51,000	593	74,490	866
Los Angeles	Culver City Police	X	B	-	-	-	---	---	---	---
Los Angeles	Downey Police	C	E	-	-	-	---	---	---	---
Los Angeles	El Monte Police	C	B	-	-	-	---	---	---	---
Los Angeles	Glendale Police	C	E	-	-	-	26,971	204	40,457	306
Los Angeles	Inglewood Police	C	E	-	-	-	63,141	679	82,322	885
Los Angeles	Long Beach Police	C	E	-	-	X	249,586	643	320,476	826
Los Angeles	Los Angeles Police	C	E	-	-	X	2,029,999	336	1,551,862	257
Los Angeles	Pasadena Police	C	E	-	-	X	58,400	704	51,100	616
Los Angeles	Pomona Police	C	B	-	-	-	88,624	791	178,317	1,592
Los Angeles	Santa Monica Police	C	B	-	X	-	---	---	---	---
Los Angeles	Torrance Police	C	B	-	-	-	---	---	---	---
Los Angeles	West Covina Police	C	E	-	-	X	---	---	---	---
Los Angeles	Whittier Police	C	B	-	-	-	---	---	---	---
Marin	Marin County Sheriff	C	E	-	X	-	20,392	276	2,193	30
Monterey	Monterey County Sheriff	C	B	X	-	-	---	---	---	---
Monterey	Salinas Police	-	E	-	-	X	---	---	---	---
Orange	Orange County Sheriff-Coroner	C	E	-	X	-	116,044	330	495,191	1,407
Orange	Anaheim Police	C	B	-	-	X	120,000	550	408,000	1,872
Orange	Costa Mesa Police	C	B	-	-	X	40,198	659	160,503	2,631
Orange	Fullerton Police	C	B	-	-	-	39,650	620	79,690	1,245
Orange	Garden Grove Police	C	E	-	-	X	46,866	521	250,969	2,789
Orange	Huntington Beach Police	C	E	X	-	-	110,559	747	63,205	427

Table 9a. - continued

County	Name of agency	Agency communications systems			Mass notification system		Number of telephone calls for service received during 12-month period ending June 30, 1997			
		Dispatch system	Emergency 9-1-1 system	3-digit non-emergency number	Fax	Phone	9-1-1 emergency system		Non-emergency number	
						Total	Per officer*	Total	Per officer*	
<b>CALIFORNIA (cont)</b>										
Orange	Irvine Police	C	B	-	X	-	---	---	---	---
Orange	Newport Beach Police	C	B	-	-	-	---	---	---	---
Orange	Orange Police	C	E	-	-	X	---	---	---	---
Orange	Santa Ana Police	C	E	-	-	-	117,257	882	362,000	2,722
Placer	Placer County Sheriff	C	E	-	-	X	---	---	---	---
Riverside	Riverside County Sheriff	C	E	-	-	X	401,400	611	382,485	582
Riverside	Corona Police	C	E	-	-	-	17,313	228	70,364	926
Riverside	Riverside Police	C	E	-	X	X	---	---	---	---
Sacramento	Sacramento County Sheriff	C	E	-	-	-	346,264	630	526,030	956
Sacramento	Sacramento Police	C	E	-	-	-	258,890	723	534,687	1,494
San Bernardino	San Bernardino County Sheriff	C	B	-	-	-	123,120	211	560,880	962
San Bernardino	Fontana Police	C	E	-	-	X	---	---	---	---
San Bernardino	Ontario Police	C	E	-	-	-	76,381	764	---	---
San Bernardino	Rialto Police	C	E	-	X	-	---	---	---	---
San Bernardino	San Bernardino Police	C	B	-	X	X	---	---	---	---
San Diego	San Diego County Sheriff	C	B	-	-	X	174,669	384	373,961	822
San Diego	Chula Vista Police	C	E	-	X	-	---	---	---	---
San Diego	El Cajon Police	X	B	-	X	-	3,969	36	30,510	277
San Diego	Escondido Police	C	E	-	-	-	65,700	801	150,700	1,838
San Diego	Oceanside Police	C	B	-	-	X	57,000	600	50,000	526
San Diego	San Diego Police	C	E	-	-	-	426,166	403	1,062,085	1,004
San Francisco	San Francisco Police	C	E	-	X	-	567,954	489	565,053	486
San Joaquin	San Joaquin County Sheriff	C	E	-	X	-	47,922	352	45,258	333
San Joaquin	Stockton Police	C	E	-	X	-	168,025	899	118,522	634
San Luis Obispo	San Luis Obispo County Sheriff	X	E	-	-	X	20,000	198	120,000	1,188
San Mateo	San Mateo County Sheriff	C	B	-	-	-	---	---	---	---
San Mateo	Daly City Police	X	B	-	-	-	---	---	---	---
San Mateo	San Mateo Police	C	E	-	-	-	---	---	---	---
Santa Barbara	Santa Barbara County Sheriff	X	E	-	-	-	165,000	907	11,000	60
Santa Barbara	Santa Barbara Police	C	E	-	-	X	82,000	976	51,700	615
Santa Clara	Santa Clara County Sheriff	C	E	-	-	-	57,900	311	34,934	188
Santa Clara	San Jose Police	C	E	X	-	-	---	---	223,874	235
Santa Clara	Santa Clara Police	C	E	-	-	-	41,863	675	120,000	1,935
Santa Clara	Sunnyvale Police	C	E	-	-	-	42,723	407	58,936	561
Santa Cruz	Santa Cruz County Sheriff	C	E	-	-	-	24,686	309	33,164	415
Shasta	Shasta County Sheriff	C	E	-	X	-	---	---	---	---
Solano	Vallejo Police	C	E	-	-	X	35,224	410	17,612	205
Sonoma	Sonoma County Sheriff-Coroner	C	E	-	-	X	47,500	352	137,000	1,015
Sonoma	Santa Rosa Police	C	E	-	-	-	---	---	---	---
Stanislaus	Stanislaus County Sheriff	C	B	-	-	X	90,000	900	15,000	150
Stanislaus	Modesto Police	C	E	-	-	-	---	---	---	---
Tulare	Tulare County Sheriff	C	E	-	X	-	57,000	471	300,000	2,479
Ventura	Ventura County Sheriff	C	E	-	X	-	89,369	284	---	---
Ventura	Simi Valley Police	C	B	-	-	-	5,849	59	26,193	265
Ventura	Ventura Police	C	B	-	-	-	---	---	---	---
<b>COLORADO</b>										
Adams	Adams County Sheriff	-	E	-	X	-	---	---	---	---
Adams	Westminster Police	C	E	-	-	X	42,984	729	100,282	1,700
Arapahoe	Aurora Police	C	E	-	-	-	91,812	417	226,665	1,030
Boulder	Boulder County Sheriff	C	E	-	-	-	---	---	---	---
Boulder	Boulder Police	C	E	-	-	X	13,959	150	43,463	467
Denver	Denver Police	C	E	-	-	X	---	---	---	---
Douglas	Douglas County Sheriff	C	E	-	-	X	14,961	262	---	---
El Paso	El Paso County Sheriff	C	B	-	-	-	20,000	286	49,000	700
El Paso	Colorado Springs Police	C	E	-	-	-	139,075	669	268,649	1,292
Jefferson	Jefferson County Sheriff	C	E	-	X	-	25,200	240	---	---
Jefferson	Arvada Police	C	E	X	X	-	---	---	---	---
Jefferson	Lakewood Police	C	E	-	-	-	---	---	---	---
Larimer	Larimer County Sheriff	C	E	-	-	-	2,283	34	23,324	343
Larimer	Fort Collins Police	C	E	-	-	-	6,754	107	35,139	558
Pueblo	Pueblo Police	C	E	-	-	-	120,000	674	---	---
<b>CONNECTICUT</b>										
Fairfield	Bridgeport Police	C	E	-	-	-	81,791	365	9,589	43
Fairfield	Danbury Police	X	E	-	-	-	3,708	46	39,491	494
Fairfield	Greenwich Police	C	E	-	-	-	---	---	---	---
Fairfield	Norwalk Police	C	E	-	-	-	35,189	370	34,153	360
Fairfield	Stamford Police	-	E	-	-	X	---	---	---	---
Hartford	Bristol Police	C	E	-	-	-	---	---	---	---
Hartford	East Hartford Police	C	E	-	-	-	7,620	88	21,410	246
Hartford	Hartford Police	C	E	-	X	-	153,255	368	---	---
Hartford	Manchester Police	C	E	-	-	-	---	---	---	---
Hartford	New Britain Police	C	E	-	-	-	33,117	261	11,738	92
New Haven	Meriden Police	C	E	-	-	X	---	---	---	---
New Haven	Milford Police	C	E	-	-	-	10,000	87	20,000	174
New Haven	New Haven Police	C	E	-	-	-	---	---	---	---
New Haven	Waterbury Police	C	E	-	-	-	---	---	---	---
New Haven	West Haven Police	C	E	-	-	-	---	---	---	---

Table 9a. - continued

County	Name of agency	Agency communications systems			Mass notification system		Number of telephone calls for service received during 12-month period ending June 30, 1997			
		Dispatch system	Emergency 9-1-1 system	3-digit non-emergency number	Fax	Phone	9-1-1 emergency system		Non-emergency number	
						Total	Per officer*	Total	Per officer*	
<b>DELAWARE</b>										
New Castle	New Castle County Police	C	E	-	-	---	---	97,638	341	
New Castle	Wilmington Police	C	E	-	X	116,441	970	40,781	340	
<b>DISTRICT OF COLUMBIA</b>										
Washington, DC	Washington Metropolitan Police	C	E	-	-	1,094,250	337	958,062	295	
<b>FLORIDA</b>										
Alachua	Alachua County Sheriff	C	E	-	-	66,526	783	303,100	3,566	
Alachua	Gainesville Police	C	E	-	-	47,846	210	44,375	195	
Bay	Bay County Sheriff	C	E	-	X	46,991	810	32,480	560	
Brevard	Brevard County Sheriff	C	E	-	X	76,431	287	59,585	224	
Brevard	Melbourne Police	C	E	-	-	35,818	306	180,000	1,538	
Brevard	Palm Bay Police	C	E	-	-	11,378	190	28,457	474	
Broward	Broward County Sheriff	C	E	-	X	470,000	519	1,000,000	1,105	
Broward	Coral Springs Police	C	E	-	X	39,698	261	26,150	172	
Broward	Davie Police	-	-	-	-	---	---	---	---	
Broward	Fort Lauderdale Police	C	B	-	-	210,631	908	404,247	1,742	
Broward	Hollywood Police	C	B	-	-	---	---	---	---	
Broward	Margate Police	C	E	-	-	25,678	503	23,526	461	
Broward	Miramar Police	-	B	-	-	36,118	457	9,030	114	
Broward	Pembroke Pines Police	-	E	-	-	---	---	---	---	
Broward	Plantation Police	X	E	-	-	11,481	85	23,041	171	
Broward	Pompano Beach Police	C	B	-	-	---	---	---	---	
Broward	Sunrise Police	X	E	-	-	---	---	---	---	
Charlotte	Charlotte County Sheriff	C	E	-	X	39,822	321	100,923	814	
Citrus	Citrus County Sheriff	C	E	-	X	60,120	884	---	---	
Clay	Clay County Sheriff	C	E	-	-	12,000	85	131,000	929	
Collier	Collier County Sheriff	C	E	-	X	96,815	371	44,933	172	
Dade	Metro-Dade Police	C	E	-	-	1,165,572	776	694,462	462	
Dade	Coral Gables Police	X	E	-	-	4,605	47	88,626	914	
Dade	Hialeah Police	C	E	-	-	144,000	646	35,702	160	
Dade	Miami Police	C	E	-	X	345,990	673	156,106	304	
Dade	Miami Beach Police	C	E	X	-	142,000	507	315,000	1,125	
Duval	Jacksonville Sheriff	C	E	-	-	217,224	311	326,396	468	
Escambia	Escambia County Sheriff	C	E	-	-	109,500	579	355,875	1,883	
Escambia	Pensacola Police	C	E	-	-	45,563	418	54,827	503	
Hernando	Hernando County Sheriff	C	E	-	X	9,969	119	46,632	555	
Hillsborough	Hillsborough County Sheriff	C	E	-	-	302,541	457	449,205	679	
Hillsborough	Tampa Police	C	E	-	-	410,889	748	257,865	470	
Indian River	Indian River County Sheriff	C	E	-	-	53,747	410	---	---	
Lake	Lake County Sheriff	C	E	-	X	---	---	---	---	
Lee	Lee County Sheriff	C	E	-	-	90,165	261	337,587	979	
Lee	Cape Coral Police	C	E	-	X	22,907	283	25,589	316	
Lee	Fort Myers Police	C	E	-	-	---	---	---	---	
Leon	Leon County Sheriff	C	E	-	-	---	---	---	---	
Leon	Tallahassee Police	C	E	-	-	81,256	446	379,090	2,083	
Manatee	Manatee County Sheriff	C	E	-	-	51,635	212	120,482	494	
Marion	Marion County Sheriff	C	E	-	-	50,481	520	143,145	1,476	
Marion	Ocala Police	C	E	-	-	42,381	359	150,329	1,274	
Martin	Martin County Sheriff	C	E	-	X	66,795	400	---	---	
Monroe	Monroe County Sheriff	X	E	-	-	9,763	107	28,091	309	
Okaloosa	Okaloosa County Sheriff	C	B	-	-	52,000	382	40,000	294	
Orange	Orange County Sheriff	X	E	-	-	401,955	859	523,302	1,118	
Orange	Orlando Police	C	E	-	X	172,267	511	460,133	1,365	
Osceola	Osceola County Sheriff	C	E	-	-	---	---	---	---	
Palm Beach	Palm Beach County Sheriff	C	E	-	-	227,768	380	548,580	916	
Palm Beach	Boca Raton Police	C	E	-	-	5,262	60	58,515	673	
Palm Beach	Boynton Beach Police	X	B	-	-	---	---	---	---	
Palm Beach	Delray Beach Police	C	E	-	X	37,754	415	35,387	389	
Palm Beach	West Palm Beach Police	C	E	-	-	111,520	1,267	347,562	3,950	
Pasco	Pasco County Sheriff	C	E	-	X	24,653	117	174,406	827	
Pinellas	Pinellas County Sheriff	C	E	-	-	56,923	150	429,328	1,133	
Pinellas	Clearwater Police	C	E	-	-	---	---	---	---	
Pinellas	Largo Police	C	E	-	-	12,906	147	---	---	
Pinellas	St Petersburg Police	C	B	-	-	---	---	---	---	
Polk	Polk County Sheriff	C	E	-	-	132,748	702	---	---	
Polk	Lakeland Police	C	E	-	-	44,946	535	36,084	430	
St John	St John County Sheriff	C	B	-	-	38,910	381	33,747	331	
St Lucie	St Lucie County Sheriff	C	E	-	X	---	---	---	---	
St Lucie	Fort Pierce Police	-	E	-	-	---	---	---	---	
St Lucie	Port St Lucie Police	C	E	-	-	42,826	571	---	---	
Santa Rosa	Santa Rosa County Sheriff	C	E	-	-	26,064	521	---	---	
Sarasota	Sarasota County Sheriff	C	E	-	-	172,911	835	---	---	
Sarasota	Sarasota Police	C	E	-	-	71,000	845	---	---	
Seminole	Seminole County Sheriff	C	E	-	X	92,000	365	125,400	498	
Volusia	Volusia County Sheriff	C	E	-	-	87,073	544	687,681	4,298	
Volusia	Daytona Beach Police	C	E	-	-	69,567	316	74,867	340	



**Table 9a. - continued**

County	Name of agency	Agency communications systems				Number of telephone calls for service received during 12-month period ending June 30, 1997				
		Dispatch system	Emergency 9-1-1 system	3-digit non-emergency number	Mass notification system	9-1-1 emergency system		Non-emergency number		
					Fax	Phone	Total	Per officer*	Total	Per officer*
<b>GEORGIA</b>										
Bibb	Bibb County Sheriff	C	E	-	-	-	31,271	336	243,207	2,615
Bibb	Macon Police	-	E	-	-	-	61,005	359	120,855	711
Chatham	Chatham County Police	X	E	-	-	-	35,000	625	9,000	161
Chatham	Savannah Police	C	B	-	-	-	504,458	2,272	418,000	1,883
Cherokee	Cherokee County Sheriff	C	E	-	-	-	---	---	---	---
Clarke	Athens-Clarke County Police	C	E	-	-	-	96,688	722	128,860	962
Clayton	Clayton County Police	-	E	-	-	-	130,542	842	---	---
Cobb	Cobb County Police	C	E	-	-	-	360,369	990	37,031	102
Cobb	Cobb County Sheriff	-	-	-	-	-	---	---	---	---
Cobb	Marietta Police	C	E	-	-	-	---	---	---	---
Columbia	Columbia County Sheriff	C	E	-	-	-	35,000	347	---	---
De Kalb	De Kalb County Police	C	E	X	-	X	385,079	708	55,236	102
Dougherty	Albany Police	C	E	-	-	-	34,275	266	79,822	619
Douglas	Douglas County Sheriff	X	B	-	-	X	3,947	58	23,666	348
Fulton	Fulton County Police	C	E	-	-	X	355,000	2,088	35,000	206
Fulton	Atlanta Police	C	E	-	-	X	552,264	908	890,932	1,465
Fulton	East Point Police	C	E	-	-	-	---	---	---	---
Gwinnett	Gwinnett County Police	C	E	-	-	-	---	---	---	---
Hall	Hall County Sheriff	C	E	-	-	X	---	---	---	---
Muscogee	Columbus Police	C	E	-	-	-	188,675	1,009	---	---
Richmond	Augusta-Richmond Co Sheriff	C	E	-	-	X	160,888	712	204,112	903
<b>HAWAII</b>										
Hawaii	Hawaii County Police	X	B	-	-	-	87,736	347	---	---
Honolulu	Honolulu Police	C	E	-	-	-	653,491	624	---	---
Kauai	Kauai County Police	X	E	-	X	-	41,533	472	124,599	1,416
Maui	Maui County Police	C	E	-	-	-	74,583	487	336,890	2,202
<b>IDAHO</b>										
Ada	Ada County Sheriff	C	E	-	X	-	219,000	2,738	296,095	3,701
Ada	Boise Police	-	E	-	-	X	---	---	---	---
<b>ILLINOIS</b>										
Champaign	Champaign Police	C	E	-	-	-	20,936	279	36,089	481
Cook	Cook County Sheriff	C	E	-	X	-	70,083	298	---	---
Cook	Arlington Heights Police	C	E	X	-	-	30,822	447	---	---
Cook	Chicago Police	C	E	-	-	-	3,262,189	282	508,684	44
Cook	Cicero Police	X	B	X	-	-	10,341	111	62,429	671
Cook	Evanston Police	C	E	-	-	-	11,645	92	35,718	281
Cook	Oak Lawn Police	C	E	-	-	-	25,500	345	2,500	34
Cook	Oak Park Police	C	B	-	-	-	22,326	233	24,962	260
Cook	Schaumburg Police	C	E	-	-	-	26,678	215	27,114	219
Cook	Skokie Police	C	E	-	-	-	20,092	251	8,612	108
Du Page	Naperville Police	C	E	-	-	-	8,289	94	27,704	315
Kane	Aurora Police	C	E	-	-	-	---	---	---	---
Kane	Elgin Police	C	E	-	-	-	---	---	---	---
Lake	Lake County Sheriff	C	E	-	-	-	24,914	300	13,200	159
Lake	Waukegan Police	C	E	-	-	-	16,937	220	59,532	773
Macon	Decatur Police	C	E	X	-	-	---	---	---	---
Peoria	Peoria Police	C	E	-	X	X	89,031	457	---	---
Sangamon	Springfield Police	C	E	-	-	-	---	---	---	---
Will	Will County Sheriff	X	E	-	-	X	---	---	---	---
Will	Joliet Police	X	E	-	-	-	---	---	---	---
Winnebago	Winnebago County Sheriff	C	E	-	-	X	54,468	656	7,320	88
Winnebago	Rockford Police	-	E	-	-	X	---	---	---	---
<b>INDIANA</b>										
Allen	Fort Wayne Police	C	E	-	-	-	99,588	415	18,264	76
Delaware	Muncie Police	-	E	-	-	X	---	---	---	---
Elkhart	Elkhart Police	C	E	-	-	-	55,000	625	56,000	636
Howard	Kokomo Police	C	E	-	-	-	---	---	---	---
Lake	Lake County Sheriff	C	B	-	-	-	12,000	200	28,000	467
Lake	East Chicago Police	C	E	-	-	-	---	---	---	---
Lake	Gary Police	C	B	-	-	-	---	---	---	---
Lake	Hammond Police	C	B	-	-	X	22,500	205	82,514	750
Madison	Anderson Police	C	E	-	-	X	71,633	930	8,544	111
Marion	Marion County Sheriff	C	E	X	-	-	201,802	1,057	186,402	976
Marion	Indianapolis Police	C	E	-	-	-	692,642	1,388	421,606	845
St Joseph	South Bend Police	C	E	-	-	-	96,434	656	245,916	1,673
Vanderburgh	Vanderburgh County Sheriff	C	E	-	-	X	---	---	---	---
Vanderburgh	Evansville Police	C	E	-	-	-	---	---	---	---
Vigo	Terre Haute Police	C	E	-	-	-	---	---	---	---

**Table 9a. - continued**

County	Name of agency	Agency communications systems					Number of telephone calls for service received during 12-month period ending June 30, 1997			
		Dispatch system	Emergency 9-1-1 system	3-digit non-emergency number	Mass notification system		9-1-1 emergency system		Non-emergency number	
					Fax	Phone	Total	Per officer*	Total	Per officer*
<b>IOWA</b>										
Black Hawk	Waterloo Police	-	E	-	-	-	20,826	248	37,839	450
Linn	Cedar Rapids Police	C	E	-	-	-	---	---	---	---
Polk	Des Moines Police	C	E	-	-	-	165,000	793	81,000	389
Scott	Davenport Police	C	E	-	-	X	25,953	254	39,299	385
Woodbury	Sioux City Police	C	E	-	X	X	68,300	564	---	---
<b>KANSAS</b>										
Douglas	Lawrence Police	C	E	-	-	-	27,992	318	86,158	979
Johnson	Johnson County Sheriff	C	E	-	-	-	25,326	329	21,751	282
Johnson	Olathe Police	C	B	-	-	-	47,166	737	218,783	3,418
Johnson	Overland Park Police	C	E	-	-	-	64,379	907	93,668	1,319
Sedgwick	Sedgwick County Sheriff	C	E	-	-	-	---	---	---	---
Sedgwick	Wichita Police	C	E	-	-	-	125,605	465	---	---
Shawnee	Shawnee County Sheriff	-	E	-	-	-	4,300	83	12,900	248
Shawnee	Topeka Police	C	E	-	-	X	---	---	---	---
Wyandotte	Kansas City Police	C	E	-	-	X	167,726	749	82,000	366
<b>KENTUCKY</b>										
Fayette	Lexington-Fayette County Police	C	B	-	-	-	109,585	295	174,530	469
Jefferson	Jefferson County Police	C	B	X	-	-	710,642	2,798	1,074,742	4,231
Jefferson	Jefferson County Sheriff	X	E	-	-	X	---	---	---	---
Jefferson	Louisville Police	C	B	-	-	-	151,082	297	390,459	769
Kenton	Covington Police	C	E	-	X	-	46,346	594	69,520	891
<b>LOUISIANA</b>										
Ascension	Ascension Parish Sheriff	X	E	X	-	-	2,800	40	24,000	343
Bossier	Bossier Police	C	E	-	-	-	12,961	183	49,329	695
Caddo	Caddo Parish Sheriff	C	E	-	-	X	8,263	75	370,537	3,369
Caddo	Shreveport Police	C	E	-	-	-	165,552	777	---	---
Calcasieu	Calcasieu Parish Sheriff	C	-	-	-	-	---	---	---	---
Calcasieu	Lake Charles Police	X	E	-	-	-	4,848	54	51,972	584
E Baton Rouge	E Baton Rouge Parish Sheriff	X	B	-	-	X	125,000	1,042	---	---
E Baton Rouge	Baton Rouge Police	C	E	-	-	X	133,618	273	45,073	92
Jefferson	Kenner Police	C	E	-	-	-	40,596	556	24,140	331
Lafayette	Lafayette Parish Sheriff	C	E	-	X	X	62,000	1,216	8,022	157
Lafourche	Lafourche Parish Sheriff	X	E	-	-	X	15,000	300	7,500	150
Orleans	New Orleans Police	C	E	-	-	X	507,724	390	457,445	351
Ouachita	Ouachita Parish Sheriff	C	E	-	-	-	2,142	31	126,777	1,837
Ouachita	Monroe Police	C	E	X	X	X	40,180	496	96,382	1,190
Rapides	Alexandria Police	C	E	-	-	-	---	---	---	---
St Bernard	St Bernard Parish Sheriff	X	E	-	-	X	---	---	---	---
St Charles	St Charles Parish Sheriff	C	E	-	-	-	20,000	196	25,000	245
St John the Baptist	St John the Baptist Sheriff	C	E	-	-	X	21,783	427	22,957	450
St Landry	St Landry Parish Sheriff	C	-	-	X	-	8,400	153	9,000	164
St Tammany	St Tammany Parish Sheriff	C	E	-	-	X	65,088	509	35,088	274
Terrebonne	Terrebonne Parish Sheriff	C	E	-	-	-	21,596	288	82,336	1,098
<b>MARYLAND</b>										
Anne Arundel	Anne Arundel County Police	C	E	-	-	-	261,581	506	174,608	338
Anne Arundel	Annapolis Police	C	E	-	-	-	17,407	179	15,927	164
Baltimore(city)	Baltimore Police	C	E	X	-	X	935,826	392	132,605	55
Baltimore	Baltimore County Police	C	B	-	-	-	331,739	391	52,926	62
Charles	Charles County Sheriff	C	E	-	-	-	10,578	151	43,185	617
Harford	Harford County Sheriff	C	B	-	X	X	---	---	---	---
Howard	Howard County Police	C	E	-	-	-	---	---	---	---
Montgomery	Montgomery County Police	C	E	-	X	-	492,659	1,010	279,575	573
Prince George's	Prince George's County Police	C	E	-	-	X	567,637	888	163,145	255
<b>MASSACHUSETTS</b>										
Bristol	Fall River Police	C	E	-	-	-	33,589	249	74,045	548
Bristol	New Bedford Police	C	E	-	-	-	---	---	---	---
Essex	Lawrence Police	C	E	-	-	-	64,064	1,186	17,550	325
Essex	Lynn Police	C	E	-	-	X	13,527	135	57,092	571
Hampden	Chicopee Police	C	E	-	-	-	---	---	---	---
Hampden	Holyoke Police	C	E	-	-	-	---	---	---	---
Hampden	Springfield Police	C	E	-	-	-	127,537	527	---	---
Middlesex	Cambridge Police	C	E	-	-	-	---	---	---	---
Middlesex	Framingham Police	C	E	-	-	-	---	---	---	---
Middlesex	Lowell Police	C	E	-	-	-	66,724	342	47,015	241
Middlesex	Malden Police	C	E	-	-	-	9,000	113	1,500	19
Middlesex	Medford Police	C	E	-	-	-	---	---	---	---
Middlesex	Newton Police	C	E	-	-	-	25,921	183	---	---
Middlesex	Somerville Police	C	B	X	-	-	18,380	130	17,683	125
Middlesex	Waltham Police	C	E	-	-	X	6,067	47	15,120	117

Table 9a. - continued

County	Name of agency	Agency communications systems			Mass notification system		Number of telephone calls for service received during 12-month period ending June 30, 1997			
		Dispatch system	Emergency 9-1-1 system	3-digit non-emergency number	Fax	Phone	9-1-1 emergency system		Non-emergency number	
						Total	Per officer*	Total	Per officer*	
<b>MASSACHUSETTS (cont)</b>										
Norfolk	Brookline Police	C	E	-	-	3,250	38	2,950	35	
Norfolk	Quincy Police	C	-	-	-	7,860	52	44,691	298	
Plymouth	Brockton Police	C	E	-	-	39,000	386	82,926	821	
Suffolk	Boston Police	C	E	-	-	400,000	250	200,000	125	
Suffolk	Revere Police	C	E	-	-	---	---	---	---	
Worcester	Worcester Police	C	E	-	-	45,064	285	37,736	239	
<b>MICHIGAN</b>										
Calhoun	Battle Creek Police	C	E	-	-	---	---	---	---	
Genesee	Flint Police	-	B	-	-	129,510	809	---	---	
Ingham	Lansing Police	C	E	-	-	44,391	277	174,404	1,090	
Kalamazoo	Kalamazoo Police	C	E	-	-	8,500	64	71,080	534	
Kent	Kent County Sheriff	C	E	-	-	57,600	670	110,775	1,288	
Kent	Grand Rapids Police	C	E	-	-	135,168	814	188,629	1,136	
Macomb	Macomb County Sheriff	C	E	-	-	26,000	236	30,000	273	
Macomb	Sterling Heights Police	C	E	-	-	---	---	---	---	
Macomb	Warren Police	C	E	-	-	56,000	431	14,000	108	
Oakland	Oakland County Sheriff	C	E	X	-	60,006	283	319,480	1,507	
Oakland	Farmington Hills Police	C	E	-	-	18,250	203	146,000	1,622	
Oakland	Pontiac Police	C	E	-	-	46,384	703	19,879	301	
Oakland	Southfield Police	X	E	-	-	---	---	---	---	
Oakland	Troy Police	C	E	-	-	---	---	---	---	
Saginaw	Saginaw Police	-	E	-	-	125,000	977	41,000	320	
Washtenaw	Washtenaw County Sheriff	C	E	-	-	19,350	139	33,050	238	
Washtenaw	Ann Arbor Police	X	E	-	-	12,000	160	26,685	356	
Wayne	Wayne County Sheriff	C	-	X	X	0	0	9,214	78	
Wayne	Dearborn Police	X	E	-	-	---	---	---	---	
Wayne	Detroit Police	X	B	-	X	---	---	---	---	
Wayne	Livonia Police	C	E	-	-	---	---	---	---	
Wayne	Taylor Police	C	E	-	-	---	---	---	---	
Wayne	Westland Police	C	E	-	-	6,263	95	39,029	591	
<b>MINNESOTA</b>										
Hennepin	Bloomington Police	C	E	-	X	45,823	674	42,160	620	
Hennepin	Minneapolis Police	C	E	-	-	360,000	550	38,000	58	
Ramsey	Ramsey County Sheriff	C	E	-	-	53,000	663	341,000	4,263	
Ramsey	St Paul Police	X	E	-	-	105,000	221	80,000	168	
St Louis	Duluth Police	C	E	-	X	44,923	569	11,231	142	
<b>MISSISSIPPI</b>										
Forrest	Hattiesburg Police	C	E	-	-	7,879	143	25,849	470	
Harrison	Biloxi Police	X	E	-	-	---	---	---	---	
Harrison	Gulfport Police	C	E	-	-	8,454	60	61,089	436	
Hinds	Jackson Police	C	E	-	X	---	---	---	---	
Jackson	Jackson County Sheriff	C	E	-	X	1,000	19	21,000	396	
<b>MISSOURI</b>										
Boone	Columbia Police	C	E	-	X	---	---	---	---	
Buchanan	St Joseph Police	C	E	-	-	12,000	158	45,681	601	
Greene	Springfield Police	C	E	-	-	103,898	980	---	---	
Jackson	Independence Police	C	E	-	X	28,865	237	62,542	513	
Jackson	Kansas City Police	C	E	-	X	501,403	633	257,770	325	
Jefferson	Jefferson County Sheriff	C	E	-	-	45,869	454	40,131	397	
St Charles	St Charles County Sheriff	C	E	-	-	---	---	---	---	
St Louis(city)	St Louis Police	C	E	-	-	391,676	417	511,416	544	
St Louis	St Louis County Police	C	E	-	X	485,864	1,547	536,416	1,708	
<b>MONTANA</b>										
Yellowstone	Billings Police	C	E	-	-	44,650	470	11,755	124	
<b>NEBRASKA</b>										
Douglas	Omaha Police	C	E	-	X	446,831	947	60,162	127	
Lancaster	Lincoln Police	C	E	-	X	---	---	---	---	
<b>NEVADA</b>										
Clark	Las Vegas Metropolitan Police	C	E	-	-	473,180	649	1,640,893	2,251	
Clark	North Las Vegas Police	C	B	-	-	34,910	336	228,591	2,198	
Nye	Nye County Sheriff	C	E	-	X	---	---	---	---	
Washoe	Washoe County Sheriff	C	B	-	X	23,803	277	---	---	
Washoe	Reno Police	C	E	-	-	147,000	710	169,725	820	

Table 9a. - continued

County	Name of agency	Agency communications systems					Number of telephone calls for service received during 12-month period ending June 30, 1997				
		Dispatch system	Emergency 9-1-1 system	3-digit non-emergency number	Mass notification system	Fax	Phone	9-1-1 emergency system	Non-emergency number	Total	Per officer*
<b>NEW HAMPSHIRE</b>											
Hillsborough	Manchester Police	C	E	-	-	-	---	---	---	---	---
Hillsborough	Nashua Police	C	E	-	X	-	11,357	172	51,357	778	---
<b>NEW JERSEY</b>											
Atlantic	Atlantic City Police	C	E	-	-	-	---	---	---	---	---
Camden	Camden Police	C	B	X	X	X	---	---	---	---	---
Camden	Cherry Hill Police	C	B	X	-	-	65,234	847	---	---	---
Essex	Bloomfield Police	C	E	-	-	-	10,000	93	14,000	131	---
Essex	East Orange Police	C	E	-	-	-	68,000	347	---	---	---
Essex	Irvington Police	C	E	-	-	-	53,337	472	---	---	---
Essex	Newark Police	C	E	-	-	X	352,075	382	424,674	461	---
Essex	West Orange Police	C	B	-	-	X	17,021	185	93,695	1,018	---
Hudson	Hudson County Sheriff	C	B	-	-	-	---	---	---	---	---
Hudson	Bayonne Police	C	E	X	-	X	---	---	---	---	---
Hudson	Hoboken Police	X	B	-	-	X	---	---	---	---	---
Hudson	Jersey City Police	C	E	-	-	-	179,418	262	259,236	378	---
Hudson	North Bergen Police	C	E	X	X	X	---	---	---	---	---
Hudson	Union City Police	C	B	X	-	-	---	---	---	---	---
Hudson	West New York Police	C	E	-	-	-	6,328	84	28,483	380	---
Mercer	Hamilton Police	C	E	-	-	-	15,000	155	37,000	381	---
Mercer	Trenton Police	X	E	-	-	-	---	---	---	---	---
Middlesex	Edison Police	C	E	-	-	-	---	---	---	---	---
Middlesex	New Brunswick Police	C	E	-	-	-	---	---	---	---	---
Middlesex	Perth Amboy Police	C	E	-	-	-	29,508	416	79,420	1,119	---
Middlesex	Woodbridge Police	C	E	-	-	-	14,366	81	38,071	214	---
Monmouth	Long Branch Police	X	B	-	-	-	---	---	---	---	---
Morris	Parsippany Police	C	B	-	-	X	24,176	327	375	5	---
Ocean	Brick Township Police	C	E	-	X	-	---	---	---	---	---
Ocean	Dover Township Police	C	B	-	-	X	---	---	---	---	---
Passaic	Passaic County Sheriff	X	B	-	-	X	4,620	65	35,088	494	---
Passaic	Clifton Police	C	E	-	-	-	35,000	583	75,000	1,250	---
Passaic	Passaic Police	C	E	-	-	-	---	---	---	---	---
Passaic	Wayne Police	C	E	-	-	-	1,495	26	26,093	458	---
Union	Union County Sheriff	-	-	-	-	-	0	0	---	---	---
Union	Elizabeth Police	C	E	-	-	X	66,000	400	10,000	61	---
Union	Linden Police	C	E	-	-	X	---	---	---	---	---
Union	Plainfield Police	C	E	-	-	-	---	---	---	---	---
Union	Union Police	C	E	-	-	-	---	---	---	---	---
<b>NEW MEXICO</b>											
Bernalillo	Bernalillo County Sheriff	C	E	-	-	X	27,557	138	52,753	264	---
Bernalillo	Albuquerque Police	C	E	-	-	-	232,934	359	213,979	330	---
Dona Ana	Las Cruces Police	C	E	-	-	X	29,097	227	51,299	401	---
Santa Fe	Santa Fe Police	C	E	-	-	-	54,496	699	199,810	2,562	---
<b>NEW YORK</b>											
Albany	Albany Police	C	E	-	-	-	70,860	383	357,820	1,934	---
Albany	Colonie Police	C	E	-	-	-	59,742	1,086	---	---	---
Broome	Binghamton Police	C	B	-	-	-	2,833	30	43,845	471	---
Dutchess	Dutchess County Sheriff	C	-	-	-	-	0	0	18,064	251	---
Erie	Erie County Sheriff	C	E	-	X	X	34,908	242	41,722	290	---
Erie	Amherst Police	C	E	-	-	-	7,031	105	15,031	224	---
Erie	Buffalo Police	C	E	-	-	-	439,487	722	216,488	355	---
Erie	Cheektowaga Police	C	E	-	X	-	39,037	558	2,055	29	---
Erie	Tonawanda Police	X	E	-	-	-	10,562	176	12,601	210	---
Monroe	Monroe County Sheriff	C	B	-	-	X	172,003	1,203	---	---	---
Monroe	Rochester Police	C	E	-	-	X	---	---	---	---	---
Nassau	Nassau County Police	C	E	-	-	-	566,150	436	---	---	---
Nassau	Hempstead Police	C	E	-	-	-	17,722	295	13,000	217	---
New York City	New York City Police	C	E	-	-	-	8,933,295	326	---	---	---
Niagara	Niagara County Sheriff	C	E	-	-	-	---	---	---	---	---
Niagara	Niagara Falls Police	X	E	-	-	X	---	---	---	---	---
Onondaga	Onondaga County Sheriff	C	E	-	X	-	87,759	472	---	---	---
Onondaga	Syracuse Police	C	E	-	-	-	171,194	843	18,612	92	---
Oswego	Oswego County Sheriff	X	-	-	-	-	---	---	---	---	---
Rensselaer	Troy Police	-	B	-	-	-	---	---	---	---	---
Rockland	Clarkstown Police	C	E	-	-	-	7,879	54	31,861	220	---
Rockland	Ramapo Police	C	E	-	-	-	23,749	354	300	4	---
Schenectady	Schenectady Police	C	E	-	X	-	30,211	355	56,105	660	---
Suffolk	Suffolk County Police	C	B	-	-	-	---	---	---	---	---
Westchester	Westchester County Police	C	E	-	-	-	2,144	17	12,855	100	---
Westchester	Greenburgh Police	C	E	-	-	-	4,236	50	16,426	193	---
Westchester	Mt Vernon Police	C	E	-	-	-	---	---	---	---	---
Westchester	New Rochelle Police	C	E	-	-	X	10,096	112	45,995	511	---
Westchester	White Plains Police	C	E	-	-	-	12,645	76	---	---	---
Westchester	Yonkers Police	C	E	-	-	-	48,266	97	90,029	180	---

**Table 9a. - continued**

County	Name of agency	Agency communications systems				Number of telephone calls for service received during 12-month period ending June 30, 1997				
		Dispatch system	Emergency 9-1-1 system	3-digit non-emergency number	Mass notification system	9-1-1 emergency system		Non-emergency number		
					Fax	Phone	Total	Per officer*	Total	Per officer*
<b>NORTH CAROLINA</b>										
Alamance	Burlington Police	X	-	X	-	-	6,355	127	54,939	1,099
Buncombe	Buncombe County Sheriff	C	E	X	-	-	11,000	169	152,630	2,348
Buncombe	Asheville Police	C	E	X	-	X	27,564	217	69,017	543
Cabarrus	Cabarrus County Sheriff	C	E	-	-	X	4,741	71	47,431	708
Cumberland	Cumberland County Sheriff	C	B	-	-	X	---	---	---	---
Cumberland	Fayetteville Police	C	E	-	-	-	---	---	---	---
Durham	Durham Police	C	E	-	-	-	---	---	---	---
Forsyth	Winston-Salem Police	C	E	-	-	-	242,971	766	150,942	476
Gaston	Gaston County Police	C	E	-	-	X	---	---	---	---
Gaston	Gastonia Police	C	E	-	-	-	45,844	330	27,391	197
Guilford	Guilford County Sheriff	C	B	-	-	X	---	---	---	---
Guilford	Greensboro Police	C	E	-	X	-	---	---	---	---
Guilford	High Point Police	C	E	-	-	-	22,545	180	47,935	383
Mecklenburg	Charlotte-Mecklenburg Police	C	E	-	-	-	407,971	547	41,481	56
Nash	Rocky Mount Police	X	B	-	-	-	94,000	1,270	287,400	3,884
New Hanover	Wilmington Police	-	B	-	-	-	---	---	---	---
Pitt	Greenville Police	C	E	-	-	-	4,372	61	83,445	1,159
Wake	Wake County Sheriff	X	E	-	-	-	13,840	167	20,760	250
Wake	Raleigh Police	C	E	-	-	-	261,119	982	8,463	32
<b>OHIO</b>										
Butler	Butler County Sheriff	X	E	-	-	-	23,448	391	---	---
Butler	Hamilton Police	C	E	-	-	-	---	---	---	---
Cuyahoga	Cleveland Police	C	E	-	-	-	215,791	207	567,393	545
Cuyahoga	Euclid Police	X	E	-	-	-	---	---	---	---
Franklin	Franklin County Sheriff	C	B	-	-	-	---	---	---	---
Franklin	Columbus Police	C	E	-	-	-	300,000	219	---	---
Hamilton	Hamilton County Sheriff	C	B	-	-	-	---	---	---	---
Hamilton	Cincinnati Police	C	E	-	-	-	282,859	562	303,073	603
Lorain	Lorain Police	C	E	-	-	-	4,669	78	43,641	727
Lucas	Toledo Police	C	B	-	-	-	---	---	---	---
Mahoning	Youngstown Police	X	E	-	-	X	110,835	999	344,260	3,101
Montgomery	Dayton Police	C	E	-	-	-	229,846	1,054	262,846	1,206
Stark	Canton Police	C	E	-	-	-	---	---	---	---
Summit	Akron Police	C	E	-	-	-	117,392	257	149,918	328
<b>OKLAHOMA</b>										
Cleveland	Norman Police	C	E	-	X	-	---	---	---	---
Comanche	Lawton Police	-	E	-	-	-	44,568	351	211,656	1,667
Oklahoma	Oklahoma County Sheriff	C	B	-	-	X	---	---	---	---
Oklahoma	Oklahoma City Police	C	E	-	-	-	521,244	596	276,127	316
Tulsa	Tulsa County Sheriff	-	E	-	-	-	3,588	57	13,023	207
Tulsa	Tulsa Police	C	E	-	-	-	90,658	199	163,056	358
<b>OREGON</b>										
Clackamas	Clackamas County Sheriff	-	E	-	-	-	---	---	---	---
Lane	Lane County Sheriff	C	E	-	-	-	9,799	140	51,766	740
Lane	Eugene Police	C	E	-	-	-	---	---	---	---
Linn	Linn County Sheriff	C	B	-	-	-	---	---	---	---
Marion	Salem Police	C	E	-	-	-	46,999	505	107,972	1,161
Multnomah	Portland Police	C	E	-	-	-	247,584	462	65,336	122
Washington	Washington County Sheriff	-	E	-	-	X	6,041	60	96,832	959
<b>PENNSYLVANIA</b>										
Allegheny	Allegheny County Police	X	-	-	-	-	9,500	45	---	---
Allegheny	Pittsburgh Police	C	E	-	-	X	420,000	516	---	---
Berks	Reading Police	X	E	-	-	-	---	---	---	---
Dauphin	Harrisburg Police	C	B	-	-	-	62,165	648	334,072	3,480
Delaware	Upper Darby Township Police	-	E	-	-	-	---	---	---	---
Erie	Erie Police	C	E	-	-	-	21,826	135	15,403	95
Lancaster	Lancaster Police	-	E	-	-	-	---	---	---	---
Lehigh	Allentown Police	X	E	-	-	X	24,073	132	51,541	283
Montgomery	Lower Merion Township Police	C	E	-	-	-	20,249	207	49,000	500
Northampton	Bethlehem Police	X	E	-	-	-	---	---	---	---
Philadelphia	Philadelphia Police	C	E	-	-	-	2,856,562	486	---	---
<b>RHODE ISLAND</b>										
Kent	Warwick Police	C	E	-	-	X	1,318	14	72,234	794
Providence	Cranston Police	C	E	-	-	-	---	---	---	---
Providence	Pawtucket Police	C	E	-	-	X	2,323	23	51,165	512
Providence	Providence Police	C	E	-	-	-	---	---	---	---
Providence	Woonsocket Police	X	E	-	-	-	1,181	18	25,968	393

Table 9a. - continued

County	Name of agency	Agency communications systems				Number of telephone calls for service received during 12-month period ending June 30, 1997				
		Dispatch system	Emergency 9-1-1 system	3-digit non-emergency number	Mass notification system	9-1-1 emergency system		Non-emergency number		
					Fax	Phone	Total	Per officer*	Total	Per officer*
<b>SOUTH CAROLINA</b>										
Anderson	Anderson County Sheriff	C	B	-	-	-	36,974	596	23,317	376
Beaufort	Beaufort County Sheriff	C	E	-	-	X	---	---	---	---
Charleston	Charleston County Sheriff	C	E	-	-	-	14,172	167	87,956	1,035
Charleston	Charleston Police	C	E	-	-	X	---	---	---	---
Greenville	Greenville County Sheriff	C	E	-	-	-	---	---	---	---
Greenville	Greenville Police	C	E	-	X	-	25,553	169	29,160	193
Horry	Horry County Police	C	B	-	-	X	135,098	2,412	---	---
Horry	Myrtle Beach Police	C	E	-	-	-	3,262	27	81,644	664
Richland	Richland County Sheriff	C	B	-	-	-	---	---	---	---
Richland	Columbia Police	-	E	-	X	X	202,448	764	---	---
Spartanburg	Spartanburg County Sheriff	-	B	-	-	-	---	---	---	---
Spartanburg	Spartanburg Police	-	B	-	-	-	68,200	812	2,300	27
<b>SOUTH DAKOTA</b>										
Minnehaha	Sioux Falls Police	C	E	-	-	-	68,917	801	---	---
<b>TENNESSEE</b>										
Davidson	Nashville Metropolitan Police	C	E	-	-	-	438,934	825	711,332	1,337
Hamilton	Hamilton County Sheriff	C	E	-	X	-	4,883	42	28,006	239
Hamilton	Chattanooga Police	C	E	-	-	X	---	---	---	---
Knox	Knox County Sheriff	-	E	-	-	-	35,854	206	74,541	428
Knox	Knoxville Police	C	E	-	-	-	220,815	613	---	---
Madison	Jackson Police	C	E	-	-	-	43,800	365	21,000	175
Montgomery	Clarksville Police	C	E	-	-	X	62,422	557	624	6
Rutherford	Murfreesboro Police	C	E	-	-	-	25,000	238	74,000	705
Shelby	Memphis Police	C	E	-	-	X	504,550	585	---	---
Sullivan	Sullivan County Sheriff	C	E	-	X	-	---	---	---	---
Washington	Johnson City Police	-	E	-	-	-	---	---	---	---
<b>TEXAS</b>										
Bell	Killeen Police	X	B	-	-	-	1,500	21	---	---
Bell	Temple Police	-	E	-	-	-	56,374	1,025	54,295	987
Bexar	Bexar County Sheriff	C	B	-	X	-	45,531	181	12,143	48
Bexar	San Antonio Police	C	B	-	X	-	---	---	---	---
Cameron	Brownsville Police	C	E	-	-	X	71,680	448	19,200	120
Cameron	Harlingen Police	X	E	-	-	-	40,000	741	20,000	370
Collin	Plano Police	C	E	-	-	-	---	---	---	---
Dallas	Carrollton Police	C	E	-	-	-	34,800	535	7,000	108
Dallas	Dallas Police	C	E	X	-	X	1,132,076	461	500,454	204
Dallas	Garland Police	C	E	X	-	-	---	---	---	---
Dallas	Grand Prairie Police	C	B	-	-	-	100,000	980	20,000	196
Dallas	Irving Police	C	E	-	-	-	105,363	857	41,505	337
Dallas	Mesquite Police	C	E	-	-	-	42,644	358	21,265	179
Dallas	Richardson Police	C	E	-	-	-	38,281	497	16,898	219
Denton	Denton Police	C	E	-	-	-	---	---	---	---
Ector	Odessa Police	C	E	-	-	-	20,134	214	---	---
El Paso	El Paso Police	C	E	-	-	X	293,565	634	---	---
Fort Bend	Fort Bend County Sheriff	C	E	-	-	-	16,650	282	160,370	2,718
Gregg	Longview Police	C	E	-	-	-	21,025	273	52,393	680
Harris	Harris County Sheriff	C	E	-	-	-	249,427	471	636,670	1,201
Harris	Baytown Police	C	B	-	-	-	---	---	---	---
Harris	Houston Police	C	E	-	-	-	602,033	129	1,754,712	376
Harris	Pasadena Police	C	E	-	-	-	53,394	481	13,745	124
Hidalgo	Hidalgo County Sheriff	C	B	-	-	X	11,459	179	---	---
Hidalgo	McAllen Police	C	E	-	-	-	---	---	52,388	576
Jefferson	Beaumont Police	C	E	-	-	-	75,000	564	---	---
Jefferson	Port Arthur Police	X	E	-	-	-	22,776	242	47,815	509
Lubbock	Lubbock Police	C	E	-	-	-	---	---	---	---
McLennan	Waco Police	C	E	-	X	-	---	---	---	---
Midland	Midland Police	C	E	-	-	-	18,595	126	64,407	438
Nueces	Corpus Christi Police	C	E	-	-	X	268,691	1,357	---	---
Potter	Amarillo Police	C	E	-	-	X	70,125	730	57,467	599
Smith	Tyler Police	C	E	-	-	-	38,101	328	28,046	242
Tarrant	Tarrant County Sheriff	C	B	X	-	-	---	---	---	---
Tarrant	Arlington Police	C	E	-	-	-	140,532	639	---	---
Tarrant	Fort Worth Police	C	B	-	-	X	---	---	---	---
Taylor	Abilene Police	C	E	-	-	-	58,052	543	134,577	1,258
Tom Green	San Angelo Police	C	E	-	-	X	38,865	363	---	---
Travis	Travis County Sheriff	C	E	-	-	-	---	---	---	---
Travis	Austin Police	C	E	-	-	-	753,795	1,597	---	---
Webb	Laredo Police	C	B	-	X	-	80,479	774	274,591	2,640
Wichita	Wichita Falls Police	C	E	-	-	-	---	---	---	---
Williamson	Williamson County Sheriff	-	-	-	-	-	45,871	373	8,260	67

**Table 9a. - continued**

County	Name of agency	Agency communications systems			Mass notification system		Number of telephone calls for service received during 12-month period ending June 30, 1997			
		Dispatch system	Emergency 9-1-1 system	3-digit non-emergency number	Fax	Phone	9-1-1 emergency system		Non-emergency number	
						Total	Per officer*	Total	Per officer*	
<b>UTAH</b>										
Salt Lake	Salt Lake City Police	C	E	-	-	123,000	521	29,300	124	
Salt Lake	West Valley City Police	C	E	-	-	43,500	680	43,500	680	
Weber	Ogden Police	C	E	-	-	17,561	251	46,100	659	
<b>VIRGINIA</b>										
Alexandria(city)	Alexandria Police	C	E	-	X	48,470	466	470,000	4,519	
Arlington	Arlington County Police	C	E	-	-	108,866	851	493,696	3,857	
Chesapeake(city)	Chesapeake Police	C	E	-	-	52,172	330	78,259	495	
Chesterfield	Chesterfield County Police	C	E	-	-	87,845	414	37,846	179	
Danville(city)	Danville Police	C	E	-	-	66,063	1,120	54,750	928	
Fairfax	Fairfax County Police	C	E	-	X	99,424	195	155,510	306	
Hampton(city)	Hampton Police	C	E	-	-	141,651	864	280,404	1,710	
Hanover	Hanover County Sheriff	C	E	-	-	---	---	---	---	
Henrico	Henrico County Police	C	E	-	-	---	---	---	---	
Loudoun	Loudoun County Sheriff	C	E	-	-	30,222	408	308,341	4,167	
Lynchburg(city)	Lynchburg Police	C	E	-	X	---	---	---	---	
Newport News(city)	Newport News Police	C	E	-	-	113,592	701	217,715	1,344	
Norfolk(city)	Norfolk Police	C	E	-	-	---	---	---	---	
Petersburg(city)	Petersburg Police	C	E	-	-	7,261	121	38,143	636	
Portsmouth(city)	Portsmouth Police	C	E	X	-	110,148	1,210	300,000	3,297	
Prince William	Prince William County Police	C	E	-	-	3,769	18	177,292	852	
Richmond(city)	Richmond Police	C	E	-	X	309,217	574	640,842	1,189	
Roanoke(city)	Roanoke Police	C	E	-	-	75,880	602	1,652	13	
Suffolk(city)	Suffolk Police	C	E	-	X	38,425	651	163,278	2,767	
Virginia Beach(city)	Virginia Beach Police	C	E	-	-	330,000	556	300,000	506	
<b>WASHINGTON</b>										
Clark	Clark County Sheriff	C	E	-	-	---	---	---	---	
Clark	Vancouver Police	-	E	-	X	51,492	687	---	---	
King	King County Sheriff	C	E	X	-	---	---	---	---	
King	Bellevue Police	C	E	-	-	---	---	---	---	
King	Kent Police	C	E	-	-	65,000	867	3,000	40	
King	Seattle Police	C	E	X	-	830,476	1,195	---	---	
Pierce	Pierce County Sheriff	-	E	-	-	---	---	---	---	
Pierce	Tacoma Police	-	E	-	-	---	---	---	---	
Snohomish	Snohomish County Sheriff	C	E	-	-	171,644	1,430	---	---	
Snohomish	Everett Police	-	E	-	-	144,074	1,757	---	---	
Spokane	Spokane County Sheriff	C	E	-	X	168,181	1,078	200,000	1,282	
Spokane	Spokane Police	C	E	-	-	32,778	176	177,147	952	
Thurston	Thurston County Sheriff	C	E	-	X	---	---	---	---	
Yakima	Yakima Police	C	E	-	X	---	---	---	---	
<b>WEST VIRGINIA</b>										
Cabell	Huntington Police	-	B	X	-	---	---	---	---	
Kanawha	Charleston Police	C	E	-	-	52,927	595	---	---	
<b>WISCONSIN</b>										
Brown	Brown County Sheriff	C	E	-	-	4,630	83	21,364	382	
Brown	Green Bay Police	C	E	-	-	---	---	---	---	
Dane	Dane County Sheriff	C	E	X	-	---	---	---	---	
Dane	Madison Police	C	E	-	-	---	---	---	---	
Kenosha	Kenosha Police	C	E	-	-	10,149	64	74,062	466	
Milwaukee	Milwaukee County Sheriff	C	E	-	X	100,000	870	---	---	
Milwaukee	Milwaukee Police	C	E	-	-	452,340	297	516,960	340	
Milwaukee	West Allis Police	X	E	-	-	11,357	158	33,059	459	
Outgamie	Appleton Police	C	E	-	-	4,998	71	19,587	280	
Racine	Racine Police	C	B	-	-	---	---	---	---	
Waukesha	Waukesha County Sheriff	C	E	-	-	---	---	---	---	

Note: Codes for dispatch and mass notification systems are as follows:

- "C"=Agency operates computerized system (dispatch only).
- "X"=Agency operates system.
- "-"=Agency does not operate system.

Codes for emergency 9-1-1 system are as follows:

- "B"=Agency participates in a basic 9-1-1 system.
- "E"=Agency participates in an expanded/enhanced 9-1-1 system.
- "-"=Agency does not participate in a 9-1-1 system.

Participation in a 9-1-1 system is defined as the ability to dispatch a unit as a result of a call to 9-1-1.

In some cases, calls for service data are estimates provided by agency. Calls for service data may include referrals from other agencies. Because of differences in counting methods, calls for service data may not be comparable between some agencies.

\*Ratio is calculated using the number of full-time officers whose regular assigned duties included responding to calls for service.

---Data were not provided by an agency.

**Table 10a. Traffic, vehicle, and special public safety functions performed by local law enforcement agencies, 1997**

County	Agency	Traffic and vehicle-related functions					Special public safety functions			
		Accident investigation	Parking enforcement	School crossing services	Traffic direction and control	Traffic law enforcement	Animal control	Civil defense	Emergency services	Fire Medical
<b>ALABAMA</b>										
Etowah	Gadsden Police	X	X	X	X	X	X	-	-	-
Houston	Dothan Police	X	X	X	X	X	X	X	-	X
Jefferson	Jefferson County Sheriff	X	-	-	X	X	X	X	-	-
Jefferson	Bessemer Police	X	X	-	X	X	-	-	-	-
Jefferson	Birmingham Police	X	-	-	X	X	-	-	-	-
Jefferson	Hoover Police	X	X	X	X	X	-	-	-	-
Madison	Huntsville Police	X	-	X	X	X	-	-	-	-
Mobile	Mobile County Sheriff	-	-	X	-	X	-	-	-	-
Mobile	Mobile Police	X	X	X	X	X	-	-	-	-
Montgomery	Montgomery County Sheriff	-	-	-	X	X	-	-	-	-
Montgomery	Montgomery Police	X	X	X	X	X	X	-	-	X
Morgan	Decatur Police	X	X	X	X	X	-	-	-	-
Tuscaloosa	Tuscaloosa Police	X	X	X	X	X	-	-	-	-
<b>ALASKA</b>										
Anchorage	Anchorage Police	X	X	-	X	X	-	-	-	-
<b>ARIZONA</b>										
Maricopa	Maricopa County Sheriff	X	-	-	X	X	-	-	-	-
Maricopa	Chandler Police	X	X	-	X	X	-	-	-	-
Maricopa	Glendale Police	X	X	-	X	X	-	-	-	-
Maricopa	Mesa Police	X	X	-	X	X	X	-	-	-
Maricopa	Phoenix Police	X	X	-	X	X	-	-	-	-
Maricopa	Scottsdale Police	X	-	-	X	X	-	-	-	-
Maricopa	Tempe Police	X	X	-	-	X	-	-	-	-
Pima	Pima County Sheriff	X	X	-	X	X	-	-	-	-
Pima	Tucson Police	X	X	-	-	X	-	-	-	-
Pinal	Pinal County Sheriff	X	-	-	X	X	-	-	-	X
Yuma	Yuma Police	X	X	-	X	X	-	-	-	-
<b>ARKANSAS</b>										
Jefferson	Pine Bluff Police	X	X	-	-	X	-	X	-	-
Pulaski	Pulaski County Sheriff	X	-	-	X	X	-	-	-	-
Pulaski	Little Rock Police	X	-	X	X	X	-	-	-	-
Pulaski	North Little Rock Police	X	X	-	X	X	-	-	-	-
Sebastian	Fort Smith Police	X	X	-	X	X	X	-	-	-
<b>CALIFORNIA</b>										
Alameda	Alameda County Sheriff	-	X	-	-	-	X	-	-	-
Alameda	Alameda Police	X	X	X	X	X	X	-	-	-
Alameda	Berkeley Police	X	X	X	X	X	X	-	-	-
Alameda	Fremont Police	X	X	X	X	X	X	-	-	-
Alameda	Hayward Police	X	X	-	X	X	X	-	-	-
Alameda	Oakland Police	X	-	X	X	X	X	-	-	-
Contra Costa	Contra Costa County Sheriff	-	-	-	-	-	-	-	-	-
Contra Costa	Concord Police	X	X	-	X	X	-	-	-	-
Contra Costa	Richmond Police	X	X	X	X	X	-	-	-	-
El Dorado	El Dorado County Sheriff	-	-	-	-	-	-	-	-	-
Fresno	Fresno County Sheriff	-	-	-	-	X	-	X	-	X
Fresno	Fresno Police	X	-	-	X	X	-	-	-	-
Kern	Kern County Sheriff	X	X	-	X	X	-	-	-	-
Kern	Bakersfield Police	X	X	-	X	X	-	-	-	-
Los Angeles	Los Angeles County Sheriff	X	X	-	X	X	-	-	-	-
Los Angeles	Beverly Hills Police	X	-	-	X	X	-	-	-	-
Los Angeles	Burbank Police	X	X	X	X	X	X	-	-	-
Los Angeles	Compton Police	X	X	-	X	X	-	-	-	-
Los Angeles	Culver City Police	X	X	X	X	X	-	-	-	-
Los Angeles	Downey Police	X	X	X	X	X	-	-	-	-
Los Angeles	El Monte Police	X	X	-	X	X	-	-	-	-
Los Angeles	Glendale Police	X	X	X	X	X	-	-	-	-
Los Angeles	Inglewood Police	X	-	X	X	X	-	X	-	-
Los Angeles	Long Beach Police	X	X	X	X	X	-	-	-	-
Los Angeles	Los Angeles Police	X	-	-	-	X	-	-	-	-
Los Angeles	Pasadena Police	X	X	-	-	X	-	-	-	-
Los Angeles	Pomona Police	X	X	X	-	X	-	-	-	-
Los Angeles	Santa Monica Police	X	X	X	X	X	X	-	-	-
Los Angeles	Torrance Police	X	X	X	X	X	-	-	-	-
Los Angeles	West Covina Police	X	X	X	X	X	-	X	X	-
Los Angeles	Whittier Police	X	X	X	X	X	-	-	-	-
Marin	Marin County Sheriff	-	X	-	-	-	-	-	-	-
Monterey	Monterey County Sheriff	-	-	-	-	X	-	-	-	-
Monterey	Salinas Police	X	X	X	X	X	X	-	-	-
Orange	Orange County Sheriff-Coroner	X	X	X	X	X	-	-	-	-
Orange	Anaheim Police	X	X	-	X	X	-	-	-	-
Orange	Costa Mesa Police	X	X	-	X	X	X	-	-	-
Orange	Fullerton Police	X	X	-	X	X	-	-	-	-
Orange	Garden Grove Police	X	-	X	-	X	-	-	-	-
Orange	Huntington Beach Police	X	X	X	X	X	-	X	-	-



Table 10a. - continued

County	Agency	Traffic and vehicle-related functions					Special public safety functions			
		Accident investigation	Parking enforcement	School crossing services	Traffic direction and control	Traffic law enforcement	Animal control	Civil defense	Emergency services	Fire Medical
<b>CALIFORNIA (cont.)</b>										
Orange	Irvine Police	X	X	X	X	X	X	X	-	-
Orange	Newport Beach Police	X	X	X	X	X	X	-	-	-
Orange	Orange Police	X	X	X	X	X	-	-	-	-
Orange	Santa Ana Police	X	X	X	X	X	X	-	-	-
Placer	Placer County Sheriff	-	X	-	-	-	-	-	-	X
Riverside	Riverside County Sheriff	X	-	-	X	X	-	-	-	-
Riverside	Corona Police	X	X	X	X	X	X	-	-	X
Riverside	Riverside Police	X	X	X	X	X	-	X	-	X
Sacramento	Sacramento County Sheriff	-	X	-	-	-	-	-	-	-
Sacramento	Sacramento Police	X	X	-	X	X	-	-	-	-
San Bernardino	San Bernardino County Sheriff	X	-	-	X	X	-	-	-	-
San Bernardino	Fontana Police	X	X	-	X	X	-	X	-	-
San Bernardino	Ontario Police	X	X	X	X	X	-	-	-	-
San Bernardino	Rialto Police	X	X	-	X	X	X	-	-	-
San Bernardino	San Bernardino Police	X	-	-	X	X	-	-	-	-
San Diego	San Diego County Sheriff	X	X	-	-	X	-	-	-	-
San Diego	Chula Vista Police	X	X	-	X	X	X	-	-	-
San Diego	El Cajon Police	X	X	-	X	X	X	-	-	-
San Diego	Escondido Police	X	X	X	X	X	-	-	-	-
San Diego	Oceanside Police	X	-	-	X	X	-	-	-	-
San Diego	San Diego Police	X	-	X	X	X	-	-	-	-
San Francisco	San Francisco Police	X	-	-	-	X	-	-	-	-
San Joaquin	San Joaquin County Sheriff	-	-	-	-	-	-	-	-	X
San Joaquin	Stockton Police	X	X	X	X	X	X	-	-	-
San Luis Obispo	San Luis Obispo County Sheriff	-	-	-	-	-	-	-	-	-
San Mateo	San Mateo County Sheriff	X	X	-	X	X	-	X	-	-
San Mateo	Daly City Police	X	X	-	X	X	-	-	-	-
San Mateo	San Mateo Police	X	X	-	X	X	-	-	-	-
Santa Barbara	Santa Barbara County Sheriff	X	X	-	X	X	-	-	-	-
Santa Barbara	Santa Barbara Police	X	X	X	X	X	X	X	-	-
Santa Clara	Santa Clara County Sheriff	X	-	-	X	X	-	-	-	-
Santa Clara	San Jose Police	X	-	X	X	X	-	-	-	-
Santa Clara	Santa Clara Police	X	X	X	X	X	-	X	-	-
Santa Clara	Sunnyvale Police	X	X	X	X	X	X	X	X	X
Santa Cruz	Santa Cruz County Sheriff	-	-	-	-	-	-	-	-	-
Shasta	Shasta County Sheriff	X	-	-	X	X	-	-	-	-
Solano	Vallejo Police	X	X	X	-	X	X	-	-	-
Sonoma	Sonoma County Sheriff-Coroner	X	X	-	X	X	-	-	-	X
Sonoma	Santa Rosa Police	X	-	X	X	X	-	-	-	-
Stanislaus	Stanislaus County Sheriff	X	X	-	-	X	-	-	-	-
Stanislaus	Modesto Police	X	X	X	-	X	X	-	-	-
Tulare	Tulare County Sheriff	-	-	-	-	-	-	-	-	-
Ventura	Ventura County Sheriff	X	X	X	X	X	-	X	-	X
Ventura	Simi Valley Police	X	X	-	X	X	-	-	-	-
Ventura	Ventura Police	X	X	X	X	X	-	-	-	-
<b>COLORADO</b>										
Adams	Adams County Sheriff	-	X	X	X	X	-	X	-	-
Adams	Westminster Police	X	X	X	X	X	X	X	-	-
Arapahoe	Aurora Police	X	X	-	X	X	-	-	-	-
Boulder	Boulder County Sheriff	-	X	-	X	X	X	X	X	-
Boulder	Boulder Police	X	-	-	X	X	-	-	-	X
Denver	Denver Police	X	X	-	X	X	-	-	-	-
Douglas	Douglas County Sheriff	X	X	-	X	X	X	X	X	-
El Paso	El Paso County Sheriff	-	-	-	X	X	-	-	X	X
El Paso	Colorado Springs Police	X	X	-	X	X	-	-	-	-
Jefferson	Jefferson County Sheriff	-	X	-	-	-	-	-	-	-
Jefferson	Arvada Police	X	X	X	X	X	X	X	-	X
Jefferson	Lakewood Police	X	X	X	X	X	X	-	-	-
Larimer	Larimer County Sheriff	-	-	-	X	X	-	X	X	-
Larimer	Fort Collins Police	X	-	-	X	X	-	-	-	-
Pueblo	Pueblo Police	X	X	-	X	X	-	-	-	-
<b>CONNECTICUT</b>										
Fairfield	Bridgeport Police	X	X	-	X	X	X	-	-	-
Fairfield	Danbury Police	X	X	X	X	X	X	-	-	X
Fairfield	Greenwich Police	X	X	X	X	X	X	-	-	X
Fairfield	Norwalk Police	X	X	X	X	X	X	-	-	-
Fairfield	Stamford Police	X	-	X	X	X	X	-	-	-
Hartford	Bristol Police	X	X	-	X	X	X	-	-	X
Hartford	East Hartford Police	X	X	-	X	X	X	-	-	-
Hartford	Hartford Police	X	X	X	X	X	-	-	-	X
Hartford	Manchester Police	X	X	-	X	X	X	-	-	X
Hartford	New Britain Police	X	X	-	X	X	X	-	-	-
New Haven	Meriden Police	X	X	-	X	X	X	X	-	-
New Haven	Milford Police	X	X	X	X	X	X	X	-	-
New Haven	New Haven Police	X	X	-	X	X	-	-	-	-
New Haven	Waterbury Police	X	-	-	X	X	-	-	-	-
New Haven	West Haven Police	X	X	X	X	X	X	-	-	-

Table 10a. - continued

County	Agency	Traffic and vehicle-related functions					Special public safety functions			
		Accident investigation	Parking enforcement	School crossing services	Traffic direction and control	Traffic law enforcement	Animal control	Civil defense	Emergency services	Fire Medical
<b>DELAWARE</b>										
New Castle	New Castle County Police	X	X	X	X	X	-	-	-	X
New Castle	Wilmington Police	X	X	X	X	X	-	-	-	-
<b>DISTRICT OF COLUMBIA</b>										
Washington, DC	Washington Metropolitan Police	X	X	X	X	X	-	-	-	-
<b>FLORIDA</b>										
Alachua	Alachua County Sheriff	-	X	X	X	X	-	-	-	-
Alachua	Gainesville Police	X	X	X	X	X	-	-	-	-
Bay	Bay County Sheriff	X	X	X	X	X	-	-	-	-
Brevard	Brevard County Sheriff	-	-	-	-	X	-	-	-	-
Brevard	Melbourne Police	X	X	X	X	X	-	-	-	-
Brevard	Palm Bay Police	X	X	X	X	X	-	-	-	-
Broward	Broward County Sheriff	X	X	-	X	X	-	-	-	X
Broward	Coral Springs Police	X	X	X	X	X	X	-	X	X
Broward	Davie Police	X	X	X	X	X	-	-	-	-
Broward	Fort Lauderdale Police	X	-	-	X	X	-	-	-	-
Broward	Hollywood Police	X	-	X	X	X	-	-	-	-
Broward	Margate Police	X	X	X	X	X	X	-	-	-
Broward	Miramar Police	X	X	X	X	X	X	-	-	-
Broward	Pembroke Pines Police	X	X	X	X	X	-	-	-	-
Broward	Plantation Police	X	X	X	X	X	X	-	-	X
Broward	Pompano Beach Police	X	X	-	X	X	X	-	-	X
Broward	Sunrise Police	X	X	X	X	X	-	-	-	-
Charlotte	Charlotte County Sheriff	X	X	X	X	X	-	-	-	-
Citrus	Citrus County Sheriff	-	X	X	X	X	-	-	-	-
Clay	Clay County Sheriff	X	X	X	X	X	-	-	-	-
Collier	Collier County Sheriff	X	X	X	X	X	-	-	-	-
Dade	Metro-Dade Police	X	X	X	X	X	-	X	-	-
Dade	Coral Gables Police	X	-	X	X	X	-	-	-	-
Dade	Hialeah Police	X	X	X	X	X	-	-	-	-
Dade	Miami Police	X	X	X	X	X	-	-	-	X
Dade	Miami Beach Police	X	-	X	X	X	-	X	-	-
Duval	Jacksonville Sheriff	X	X	X	X	X	-	-	-	X
Escambia	Escambia County Sheriff	-	X	-	X	X	-	-	-	-
Escambia	Pensacola Police	X	X	-	X	X	-	-	-	-
Hernando	Hernando County Sheriff	X	X	X	X	X	-	-	-	-
Hillsborough	Hillsborough County Sheriff	X	X	X	X	X	-	-	-	X
Hillsborough	Tampa Police	X	-	-	X	X	-	-	-	-
Indian River	Indian River County Sheriff	X	X	X	X	X	-	-	X	X
Lake	Lake County Sheriff	X	-	X	X	X	X	-	-	-
Lee	Lee County Sheriff	X	X	X	X	X	-	-	-	-
Lee	Cape Coral Police	X	X	X	X	X	-	-	-	-
Lee	Fort Myers Police	X	X	X	X	X	-	-	-	-
Leon	Leon County Sheriff	X	-	X	X	X	-	-	-	-
Leon	Tallahassee Police	X	X	X	X	X	-	-	-	-
Manatee	Manatee County Sheriff	-	-	X	-	-	-	-	-	-
Marion	Marion County Sheriff	-	-	X	X	X	-	X	-	-
Marion	Ocala Police	X	X	X	X	X	-	-	-	-
Martin	Martin County Sheriff	X	X	X	X	X	-	-	-	-
Monroe	Monroe County Sheriff	X	X	X	X	X	-	-	-	-
Okaloosa	Okaloosa County Sheriff	X	X	X	X	X	-	-	-	-
Orange	Orange County Sheriff	-	X	X	X	X	-	-	-	-
Orange	Orlando Police	X	X	-	X	X	-	-	-	-
Osceola	Osceola County Sheriff	X	X	X	X	X	-	-	-	X
Palm Beach	Palm Beach County Sheriff	X	X	X	-	X	-	-	-	-
Palm Beach	Boca Raton Police	X	X	X	X	X	-	-	-	-
Palm Beach	Boynton Beach Police	X	X	X	-	X	-	-	-	-
Palm Beach	Delray Beach Police	X	X	X	X	X	-	-	-	-
Palm Beach	West Palm Beach Police	X	X	X	X	X	-	-	-	-
Pasco	Pasco County Sheriff	-	X	X	X	X	-	-	-	-
Pinellas	Pinellas County Sheriff	X	X	X	X	X	-	-	-	-
Pinellas	Clearwater Police	X	X	X	X	X	-	X	-	-
Pinellas	Largo Police	X	X	X	X	X	-	-	-	-
Pinellas	St. Petersburg Police	X	X	-	X	X	-	-	-	X
Polk	Polk County Sheriff	X	-	X	X	X	-	-	-	-
Polk	Lakeland Police	X	X	-	X	X	-	-	-	-
St. John	St. John County Sheriff	X	X	X	X	X	-	-	-	-
St. Lucie	St. Lucie County Sheriff	X	X	X	X	X	-	-	-	-
St. Lucie	Fort Pierce Police	X	X	X	X	X	X	-	-	-
St. Lucie	Port St. Lucie Police	X	X	X	X	X	X	-	-	-
Santa Rosa	Santa Rosa County Sheriff	-	X	-	-	-	-	-	-	-
Sarasota	Sarasota County Sheriff	X	X	X	X	X	X	-	-	-
Sarasota	Sarasota Police	X	X	X	X	X	-	-	-	-
Seminole	Seminole County Sheriff	X	X	X	X	X	-	X	-	-
Volusia	Volusia County Sheriff	-	-	X	X	X	-	-	-	-
Volusia	Daytona Beach Police	X	X	-	X	X	X	-	-	-

Table 10a. - continued

County	Agency	Traffic and vehicle-related functions					Special public safety functions			
		Accident investigation	Parking enforcement	School crossing services	Traffic direction and control	Traffic law enforcement	Animal control	Civil defense	Emergency services	
								Fire	Medical	
<b>GEORGIA</b>										
Bibb	Bibb County Sheriff	X	-	X	X	X	X	-	-	-
Bibb	Macon Police	X	X	-	X	X	X	-	-	-
Chatham	Chatham County Police	X	-	X	X	X	X	-	-	X
Chatham	Savannah Police	X	-	X	X	X	-	-	-	-
Cherokee	Cherokee County Sheriff	-	-	X	-	X	-	-	-	-
Clarke	Athens-Clarke County Police	X	-	X	X	X	-	-	-	-
Clayton	Clayton County Police	X	X	-	X	X	X	-	-	-
Cobb	Cobb County Police	X	X	X	X	X	X	-	-	-
Cobb	Cobb County Sheriff	-	-	-	-	-	-	-	-	-
Cobb	Marietta Police	X	X	X	X	X	-	-	-	-
Columbia	Columbia County Sheriff	X	X	X	X	X	-	X	-	-
De Kalb	De Kalb County Police	X	X	X	X	X	-	-	-	-
Dougherty	Albany Police	X	X	X	X	X	X	-	-	-
Douglas	Douglas County Sheriff	-	-	-	X	X	-	-	-	-
Fulton	Fulton County Police	X	X	X	X	X	-	-	-	-
Fulton	Atlanta Police	X	X	X	X	X	-	-	-	-
Fulton	East Point Police	X	X	X	X	X	-	-	-	-
Gwinnett	Gwinnett County Police	X	X	X	X	X	X	-	-	-
Hall	Hall County Sheriff	X	-	X	X	X	-	-	-	-
Muscogee	Columbus Police	X	X	X	X	X	-	-	-	-
Richmond	Augusta-Richmond Co. Sheriff	X	X	X	X	X	-	-	-	-
<b>HAWAII</b>										
Hawaii	Hawaii County Police	X	X	X	X	X	-	-	-	-
Honolulu	Honolulu Police	X	X	-	X	X	-	X	-	-
Kauai	Kauai County Police	X	X	-	X	X	X	X	-	X
Maui	Maui County Police	X	X	X	X	X	-	-	-	X
<b>IDAHO</b>										
Ada	Ada County Sheriff	X	X	-	X	X	-	-	-	-
Ada	Boise Police	X	-	-	X	X	-	-	-	-
<b>ILLINOIS</b>										
Champaign	Champaign Police	X	X	X	X	X	X	-	-	-
Cook	Cook County Sheriff	X	X	X	X	X	-	-	-	-
Cook	Arlington Heights Police	X	X	-	X	X	X	-	-	-
Cook	Chicago Police	X	X	X	X	X	-	-	-	-
Cook	Cicero Police	X	-	-	X	X	-	-	-	X
Cook	Evanston Police	X	X	X	X	X	X	-	-	-
Cook	Oak Lawn Police	X	X	X	X	X	X	-	-	X
Cook	Oak Park Police	X	-	X	X	X	-	-	-	-
Cook	Schaumburg Police	X	X	X	X	X	X	-	-	-
Cook	Skokie Police	X	X	X	X	X	-	-	-	-
Du Page	Naperville Police	X	X	X	X	X	X	-	-	-
Kane	Aurora Police	X	X	X	X	X	-	-	-	-
Kane	Elgin Police	X	X	X	X	X	X	-	-	-
Lake	Lake County Sheriff	X	-	-	X	X	-	-	-	-
Lake	Waukegan Police	X	X	X	X	X	X	X	-	-
Macon	Decatur Police	X	X	X	X	X	-	-	-	-
Peoria	Peoria Police	X	X	X	X	X	-	-	-	-
Sangamon	Springfield Police	X	-	X	X	X	-	-	-	-
Will	Will County Sheriff	X	X	-	X	X	-	-	-	-
Will	Joliet Police	X	X	X	X	X	-	-	-	-
Winnebago	Winnebago County Sheriff	X	-	-	X	X	-	X	-	-
Winnebago	Rockford Police	X	-	-	X	X	-	-	-	-
<b>INDIANA</b>										
Allen	Fort Wayne Police	X	-	-	X	X	-	-	-	-
Delaware	Muncie Police	X	-	X	X	X	-	-	-	-
Elkhart	Elkhart Police	X	X	X	X	X	X	-	-	-
Howard	Kokomo Police	X	X	X	X	X	-	-	-	-
Lake	Lake County Sheriff	X	-	-	-	X	-	-	-	-
Lake	East Chicago Police	X	X	-	-	X	-	X	-	-
Lake	Gary Police	X	X	-	X	X	-	-	-	-
Lake	Hammond Police	X	X	-	X	X	-	X	-	-
Madison	Anderson Police	X	X	-	X	X	-	-	-	-
Marion	Marion County Sheriff	X	-	-	-	X	-	-	-	-
Marion	Indianapolis Police	X	X	X	X	X	X	X	-	-
St. Joseph	South Bend Police	X	X	X	X	X	-	-	-	-
Vanderburgh	Vanderburgh County Sheriff	X	X	-	X	X	-	-	-	-
Vanderburgh	Evansville Police	X	X	X	X	X	-	-	-	-
Vigo	Terre Haute Police	X	X	X	X	X	X	-	-	X

**Table 10a. - continued**

County	Agency	Traffic and vehicle-related functions					Special public safety functions			
		Accident investigation	Parking enforcement	School crossing services	Traffic direction and control	Traffic law enforcement	Animal control	Civil defense	Emergency services	Fire Medical
<b>IOWA</b>										
Black Hawk	Waterloo Police	X	X	-	X	X	-	-	-	-
Linn	Cedar Rapids Police	X	X	-	X	X	-	-	-	X
Polk	Des Moines Police	X	X	X	X	X	X	-	-	-
Scott	Davenport Police	X	X	X	-	X	-	-	-	-
Woodbury	Sioux City Police	X	-	-	X	X	X	-	-	-
<b>KANSAS</b>										
Douglas	Lawrence Police	X	-	-	X	X	-	-	-	-
Johnson	Johnson County Sheriff	X	X	-	X	X	X	-	-	-
Johnson	Olathe Police	X	X	X	X	X	X	-	-	-
Johnson	Overland Park Police	X	X	X	X	X	X	-	-	-
Sedgwick	Sedgwick County Sheriff	X	X	-	X	X	-	-	-	-
Sedgwick	Wichita Police	X	X	-	-	X	-	-	-	-
Shawnee	Shawnee County Sheriff	X	X	-	X	X	X	-	-	-
Shawnee	Topeka Police	X	-	-	X	X	X	-	-	-
Wyandotte	Kansas City Police	X	-	-	X	X	X	-	-	-
<b>KENTUCKY</b>										
Fayette	Lexington-Fayette County Police	X	X	X	X	X	-	-	-	-
Jefferson	Jefferson County Police	X	X	X	X	X	-	-	-	-
Jefferson	Jefferson County Sheriff	-	-	-	-	-	-	-	-	-
Jefferson	Louisville Police	X	X	X	X	X	-	-	-	-
Kenton	Covington Police	X	X	X	X	X	-	-	-	X
<b>LOUISIANA</b>										
Ascension	Ascension Parish Sheriff	X	X	X	X	X	-	-	-	-
Bossier	Bossier Police	X	X	-	X	X	-	-	-	-
Caddo	Caddo Parish Sheriff	X	X	X	X	X	-	X	-	X
Caddo	Shreveport Police	X	X	X	X	X	-	-	-	-
Calcasieu	Calcasieu Parish Sheriff	-	-	X	-	X	-	-	-	-
Calcasieu	Lake Charles Police	X	X	-	X	X	-	-	-	-
E. Baton Rouge	E. Baton Rouge Parish Sheriff	X	-	X	X	X	-	X	-	-
E. Baton Rouge	Baton Rouge Police	X	X	X	X	X	-	-	-	-
Jefferson	Kenner Police	X	X	-	X	X	-	-	-	-
Lafayette	Lafayette Parish Sheriff	X	X	X	X	X	-	-	-	-
Lafourche	Lafourche Parish Sheriff	X	-	X	X	X	X	-	-	-
Orleans	New Orleans Police	X	-	X	X	X	-	-	-	-
Ouachita	Ouachita Parish Sheriff	X	-	-	X	X	-	-	-	-
Ouachita	Monroe Police	X	X	X	X	X	X	X	-	-
Rapides	Alexandria Police	X	X	X	X	X	-	-	-	-
St. Bernard	St. Bernard Parish Sheriff	X	X	X	X	X	-	-	-	-
St. Charles	St. Charles Parish Sheriff	X	X	-	X	X	-	-	-	-
St. John the Baptist	St. John the Baptist Sheriff	X	X	X	X	X	X	X	-	-
St. Landry	St. Landry Parish Sheriff	X	-	X	-	X	-	-	-	X
St. Tammany	St. Tammany Parish Sheriff	X	X	X	X	X	X	X	-	-
Terrebonne	Terrebonne Parish Sheriff	X	X	X	X	X	-	-	-	-
<b>MARYLAND</b>										
Anne Arundel	Anne Arundel County Police	X	X	X	X	X	-	-	-	-
Anne Arundel	Annapolis Police	X	-	X	X	X	-	-	-	-
Baltimore(city)	Baltimore Police	X	X	-	X	X	-	-	-	-
Baltimore	Baltimore County Police	X	-	X	X	X	-	-	-	-
Charles	Charles County Sheriff	X	X	X	X	X	-	-	-	-
Harford	Harford County Sheriff	X	X	X	X	X	-	-	-	-
Howard	Howard County Police	X	X	X	X	X	X	-	-	-
Montgomery	Montgomery County Police	X	-	X	X	X	X	-	-	-
Prince George's	Prince George's County Police	-	-	X	-	-	-	-	-	-
<b>MASSACHUSETTS</b>										
Bristol	Fall River Police	X	-	-	X	X	-	-	-	-
Bristol	New Bedford Police	X	X	-	X	X	-	-	-	-
Essex	Lawrence Police	X	X	X	X	X	X	-	-	-
Essex	Lynn Police	X	-	X	X	X	-	-	-	X
Hampden	Chicopee Police	X	X	-	X	X	X	-	-	X
Hampden	Holyoke Police	X	X	-	X	X	-	-	-	X
Hampden	Springfield Police	X	X	-	-	X	X	-	-	-
Middlesex	Cambridge Police	X	-	X	X	X	-	-	-	-
Middlesex	Framingham Police	X	X	X	X	X	X	-	-	X
Middlesex	Lowell Police	X	X	X	X	X	-	-	-	-
Middlesex	Malden Police	X	X	X	X	X	X	-	-	-
Middlesex	Medford Police	X	X	X	X	X	-	-	-	X
Middlesex	Newton Police	X	X	X	X	X	X	-	-	-
Middlesex	Somerville Police	X	X	X	X	X	X	-	-	X
Middlesex	Waltham Police	X	X	X	X	X	-	-	-	X

**Table 10a. - continued**

County	Agency	Traffic and vehicle-related functions					Special public safety functions			
		Accident investigation	Parking enforcement	School crossing services	Traffic direction and control	Traffic law enforcement	Animal control	Civil defense	Emergency services	Fire Medical
<b>MASSACHUSETTS</b>										
Norfolk	Brookline Police	X	X	X	X	X	X	-	-	X
Norfolk	Quincy Police	X	X	X	X	X	X	X	-	X
Plymouth	Brockton Police	X	X	-	-	X	-	-	-	-
Suffolk	Boston Police	X	X	X	X	X	-	-	-	-
Suffolk	Revere Police	X	X	X	X	X	X	-	-	-
Worcester	Worcester Police	X	-	-	X	X	-	-	-	-
<b>MICHIGAN</b>										
Calhoun	Battle Creek Police	X	-	X	-	X	X	-	-	-
Genesee	Flint Police	X	X	X	X	X	-	-	-	-
Ingham	Lansing Police	X	X	X	X	X	-	-	-	-
Kalamazoo	Kalamazoo Police	X	-	X	X	X	-	X	X	-
Kent	Kent County Sheriff	X	X	X	X	X	-	X	-	X
Kent	Grand Rapids Police	X	-	X	X	X	-	-	-	-
Macomb	Macomb County Sheriff	X	X	-	X	X	X	X	-	-
Macomb	Sterling Heights Police	X	X	X	X	X	X	-	-	-
Macomb	Warren Police	X	X	X	X	X	X	X	-	-
Oakland	Oakland County Sheriff	X	-	X	X	X	-	-	-	-
Oakland	Farmington Hills Police	X	X	X	X	X	-	-	-	X
Oakland	Pontiac Police	X	X	X	X	X	-	-	-	X
Oakland	Southfield Police	X	X	X	X	X	X	-	-	X
Oakland	Troy Police	X	X	X	X	X	X	-	-	-
Saginaw	Saginaw Police	X	-	X	-	X	-	-	-	-
Washtenaw	Washtenaw County Sheriff	X	X	X	X	X	X	-	-	X
Washtenaw	Ann Arbor Police	X	-	X	-	X	X	X	-	-
Wayne	Wayne County Sheriff	X	X	-	X	X	-	X	-	-
Wayne	Dearborn Police	X	X	X	X	X	X	-	-	X
Wayne	Detroit Police	X	X	X	X	X	-	X	-	-
Wayne	Livonia Police	X	X	X	X	X	-	-	-	-
Wayne	Taylor Police	X	X	X	X	X	-	-	-	-
Wayne	Westland Police	X	X	X	-	X	X	-	-	-
<b>MINNESOTA</b>										
Hennepin	Bloomington Police	X	X	-	X	X	X	-	-	X
Hennepin	Minneapolis Police	X	-	-	X	X	-	-	-	-
Ramsey	Ramsey County Sheriff	X	X	X	X	X	-	X	-	-
Ramsey	St. Paul Police	X	X	X	X	X	-	-	-	-
St. Louis	Duluth Police	X	X	-	X	X	X	-	-	-
<b>MISSISSIPPI</b>										
Forrest	Hattiesburg Police	X	X	-	X	X	-	-	-	-
Harrison	Biloxi Police	X	X	X	X	X	X	X	-	-
Harrison	Gulfport Police	X	X	X	X	X	X	-	-	-
Hinds	Jackson Police	X	X	X	X	X	X	-	-	-
Jackson	Jackson County Sheriff	X	X	-	X	X	-	-	-	-
<b>MISSOURI</b>										
Boone	Columbia Police	X	X	X	X	X	-	-	-	-
Buchanan	St. Joseph Police	X	-	X	-	X	-	-	-	-
Greene	Springfield Police	X	X	X	X	X	-	-	-	-
Jackson	Independence Police	X	X	X	X	X	-	-	-	-
Jackson	Kansas City Police	X	X	X	X	X	-	-	-	-
Jefferson	Jefferson County Sheriff	X	X	-	X	X	-	X	-	-
St. Charles	St. Charles County Sheriff	X	-	-	X	X	-	-	-	-
St. Louis(city)	St. Louis Police	X	X	-	X	X	-	-	-	-
St. Louis	St. Louis County Police	X	X	-	-	X	-	X	-	-
<b>MONTANA</b>										
Yellowstone	Billings Police	X	-	-	-	X	X	-	-	-
<b>NEBRASKA</b>										
Douglas	Omaha Police	X	X	-	X	X	-	-	-	-
Lancaster	Lincoln Police	X	X	-	X	X	-	-	-	-
<b>NEVADA</b>										
Clark	Las Vegas Metropolitan Police	X	-	X	-	X	-	-	-	-
Clark	North Las Vegas Police	X	X	X	-	X	X	-	-	-
Nye	Nye County Sheriff	X	X	-	X	X	X	-	-	-
Washoe	Washoe County Sheriff	X	X	-	X	X	-	-	-	-
Washoe	Reno Police	X	X	-	X	X	X	-	-	-

Table 10a. - continued

County	Agency	Traffic and vehicle-related functions					Special public safety functions			
		Accident investigation	Parking enforcement	School crossing services	Traffic direction and control	Traffic law enforcement	Animal control	Civil defense	Emergency services	
								Fire	Medical	
<b>NEW HAMPSHIRE</b>										
Hillsborough	Manchester Police	X	X	X	X	X	X	-	-	-
Hillsborough	Nashua Police	X	X	-	X	X	X	-	-	-
<b>NEW JERSEY</b>										
Atlantic	Atlantic City Police	X	X	X	X	X	-	-	X	-
Camden	Camden Police	X	-	X	X	X	X	-	X	-
Camden	Cherry Hill Police	X	X	X	X	X	-	-	-	-
Essex	Bloomfield Police	X	X	X	X	X	-	-	-	X
Essex	East Orange Police	X	X	X	X	X	-	X	-	-
Essex	Irvington Police	X	X	X	X	X	-	-	-	-
Essex	Newark Police	X	X	X	X	X	-	-	-	-
Essex	West Orange Police	X	X	X	X	X	-	-	-	X
Hudson	Hudson County Sheriff	-	-	-	-	-	-	-	-	-
Hudson	Bayonne Police	X	X	X	X	X	-	-	-	-
Hudson	Hoboken Police	X	-	-	X	X	-	-	-	X
Hudson	Jersey City Police	X	-	X	X	X	-	-	-	-
Hudson	North Bergen Police	X	-	-	X	X	-	-	-	X
Hudson	Union City Police	X	X	X	X	X	X	-	-	X
Hudson	West New York Police	X	X	-	X	X	X	-	-	X
Mercer	Hamilton Police	X	X	X	X	X	-	X	-	-
Mercer	Trenton Police	X	X	X	X	X	-	X	-	-
Middlesex	Edison Police	X	X	X	X	X	-	-	-	-
Middlesex	New Brunswick Police	X	X	X	X	X	-	-	-	-
Middlesex	Perth Amboy Police	X	X	X	X	X	X	X	-	X
Middlesex	Woodbridge Police	X	X	X	X	X	-	-	-	-
Monmouth	Long Branch Police	X	X	X	X	X	-	-	-	X
Morris	Parsippany Police	X	X	X	X	X	X	-	-	-
Ocean	Brick Township Police	X	X	X	X	X	-	X	-	-
Ocean	Dover Township Police	X	-	X	X	X	X	-	-	X
Passaic	Passaic County Sheriff	X	X	-	X	X	-	-	-	X
Passaic	Clifton Police	X	X	X	X	X	-	-	-	-
Passaic	Passaic Police	X	X	X	X	X	-	X	-	X
Passaic	Wayne Police	X	X	X	X	X	-	-	-	X
Union	Union County Sheriff	-	-	-	-	-	-	-	-	-
Union	Elizabeth Police	X	X	X	X	X	-	-	-	X
Union	Linden Police	X	X	X	X	X	-	X	-	-
Union	Plainfield Police	X	X	X	X	X	-	-	-	-
Union	Union Police	X	X	X	X	X	-	-	-	-
<b>NEW MEXICO</b>										
Bernalillo	Bernalillo County Sheriff	X	X	X	X	X	-	-	-	X
Bernalillo	Albuquerque Police	X	-	X	X	X	-	-	-	-
Dona Ana	Las Cruces Police	X	X	X	X	X	X	-	-	-
Santa Fe	Santa Fe Police	X	-	-	X	X	X	-	-	-
<b>NEW YORK</b>										
Albany	Albany Police	X	X	X	X	X	-	-	-	X
Albany	Colonie Police	X	X	X	X	X	X	-	-	-
Broome	Binghamton Police	X	X	X	X	X	X	-	-	-
Dutchess	Dutchess County Sheriff	X	X	-	-	X	-	X	-	-
Erie	Erie County Sheriff	X	X	X	X	X	-	-	-	X
Erie	Amherst Police	X	X	-	X	X	X	-	-	-
Erie	Buffalo Police	X	-	X	X	X	-	-	-	-
Erie	Cheektowaga Police	X	X	X	X	X	X	-	-	X
Erie	Tonawanda Police	X	X	X	X	X	X	-	-	X
Monroe	Monroe County Sheriff	X	X	-	X	X	-	-	-	-
Monroe	Rochester Police	X	X	X	X	X	-	-	-	-
Nassau	Nassau County Police	X	X	X	X	X	-	X	-	X
Nassau	Hempstead Police	X	X	X	X	X	-	-	-	-
New York City	New York City Police	X	X	X	X	X	-	-	-	-
Niagara	Niagara County Sheriff	X	X	-	X	X	-	-	-	-
Niagara	Niagara Falls Police	X	X	-	X	X	-	X	-	-
Onondaga	Onondaga County Sheriff	X	X	-	X	X	X	-	-	-
Onondaga	Syracuse Police	X	X	X	X	X	-	-	-	X
Oswego	Oswego County Sheriff	X	X	-	X	X	-	-	X	-
Rensselaer	Troy Police	X	X	X	X	X	-	-	-	-
Rockland	Clarkstown Police	X	X	X	X	X	X	-	-	-
Rockland	Ramapo Police	X	X	-	X	X	X	-	-	-
Schenectady	Schenectady Police	X	X	X	X	X	-	-	-	-
Suffolk	Suffolk County Police	X	X	X	X	X	-	-	-	-
Westchester	Westchester County Police	X	X	-	X	X	-	X	-	-
Westchester	Greenburgh Police	X	X	X	X	X	-	X	-	X
Westchester	Mt. Vernon Police	X	-	X	-	X	X	-	-	-
Westchester	New Rochelle Police	X	X	X	X	X	-	-	-	X
Westchester	White Plains Police	X	X	X	X	X	-	-	-	-
Westchester	Yonkers Police	X	-	-	X	X	-	X	-	X

Table 10a. - continued

County	Agency	Traffic and vehicle-related functions					Special public safety functions			
		Accident investigation	Parking enforcement	School crossing services	Traffic direction and control	Traffic law enforcement	Animal control	Civil defense	Emergency services	
								Fire	Medical	
<b>NORTH CAROLINA</b>										
Alamance	Burlington Police	X	X	X	X	X	X	-	-	-
Buncombe	Buncombe County Sheriff	-	X	-	X	X	-	X	-	-
Buncombe	Asheville Police	X	X	-	X	X	-	-	-	-
Cabarrus	Cabarrus County Sheriff	X	-	-	X	X	X	-	-	-
Cumberland	Cumberland County Sheriff	X	-	X	X	X	-	-	-	-
Cumberland	Fayetteville Police	X	-	-	X	X	-	-	-	-
Durham	Durham Police	X	X	X	X	X	-	-	-	-
Forsyth	Winston-Salem Police	X	-	-	X	X	-	-	-	-
Gaston	Gaston County Police	-	-	X	-	X	X	-	-	-
Gaston	Gastonia Police	X	X	X	X	X	-	-	-	-
Guilford	Guilford County Sheriff	-	-	-	-	-	-	-	-	-
Guilford	Greensboro Police	X	X	X	X	X	-	-	-	-
Guilford	High Point Police	X	X	X	X	X	X	-	-	-
Mecklenburg	Charlotte-Mecklenburg Police	X	X	X	X	X	X	X	-	-
Nash	Rocky Mount Police	X	X	-	X	X	X	-	-	-
New Hanover	Wilmington Police	X	-	-	X	X	-	-	-	-
Pitt	Greenville Police	X	X	-	X	X	X	-	-	-
Wake	Wake County Sheriff	X	-	-	X	X	-	-	-	-
Wake	Raleigh Police	X	X	X	X	X	X	-	-	-
<b>OHIO</b>										
Butler	Butler County Sheriff	X	-	-	-	X	-	-	-	-
Butler	Hamilton Police	X	X	X	X	X	-	-	-	X
Cuyahoga	Cleveland Police	X	X	X	X	X	X	-	-	-
Cuyahoga	Euclid Police	X	X	X	X	X	X	-	-	-
Franklin	Franklin County Sheriff	X	-	-	-	X	-	-	-	-
Franklin	Columbus Police	X	X	-	X	X	-	-	-	-
Hamilton	Hamilton County Sheriff	X	X	-	X	X	-	-	-	-
Hamilton	Cincinnati Police	X	X	X	X	X	-	X	-	-
Lorain	Lorain Police	X	X	-	X	X	X	-	-	-
Lucas	Toledo Police	X	X	-	X	X	-	-	-	-
Mahoning	Youngstown Police	X	X	-	X	X	-	-	-	-
Montgomery	Dayton Police	X	X	-	X	X	-	-	-	-
Stark	Canton Police	X	-	X	-	X	-	-	-	-
Summit	Akron Police	X	X	X	X	X	-	-	-	-
<b>OKLAHOMA</b>										
Cleveland	Norman Police	X	X	X	X	X	X	-	-	X
Comanche	Lawton Police	X	X	-	X	X	-	-	-	-
Oklahoma	Oklahoma County Sheriff	X	X	-	X	X	X	X	-	-
Oklahoma	Oklahoma City Police	X	X	X	X	X	-	-	-	-
Tulsa	Tulsa County Sheriff	-	-	-	X	X	X	-	-	-
Tulsa	Tulsa Police	X	-	-	X	X	X	-	-	-
<b>OREGON</b>										
Clackamas	Clackamas County Sheriff	X	X	-	X	X	X	X	-	-
Lane	Lane County Sheriff	X	X	-	X	X	X	X	-	-
Lane	Eugene Police	X	-	-	X	X	-	-	-	X
Linn	Linn County Sheriff	X	-	-	X	X	-	-	-	-
Marion	Salem Police	X	-	-	X	X	-	-	-	X
Multnomah	Portland Police	X	-	-	X	X	-	-	-	-
Washington	Washington County Sheriff	X	X	-	X	X	-	-	-	-
<b>PENNSYLVANIA</b>										
Allegheny	Allegheny County Police	X	X	-	X	X	-	-	-	X
Allegheny	Pittsburgh Police	X	X	X	X	X	-	-	-	X
Berks	Reading Police	X	-	X	X	X	-	-	-	-
Dauphin	Harrisburg Police	X	X	X	X	X	X	-	-	-
Delaware	Upper Darby Township Police	X	X	X	X	X	-	-	-	-
Erie	Erie Police	X	X	X	X	X	X	-	-	-
Lancaster	Lancaster Police	X	X	X	X	X	X	-	-	-
Lehigh	Allentown Police	X	X	X	X	X	-	-	-	-
Montgomery	Lower Merion Township Police	X	X	X	X	X	X	-	-	-
Northampton	Bethlehem Police	X	X	X	X	X	X	-	-	X
Philadelphia	Philadelphia Police	X	X	X	X	X	-	-	-	-
<b>RHODE ISLAND</b>										
Kent	Warwick Police	X	X	X	X	X	X	-	-	-
Providence	Cranston Police	X	X	-	X	X	X	X	-	-
Providence	Pawtucket Police	X	X	X	X	X	X	-	-	-
Providence	Providence Police	X	X	X	X	X	X	-	-	-
Providence	Woonsocket Police	X	X	-	X	X	-	-	-	-

**Table 10a. - continued**

County	Agency	Traffic and vehicle-related functions					Special public safety functions			
		Accident investigation	Parking enforcement	School crossing services	Traffic direction and control	Traffic law enforcement	Animal control	Civil defense	Emergency services	Fire Medical
<b>SOUTH CAROLINA</b>										
Anderson	Anderson County Sheriff	X	-	X	X	X	-	-	-	-
Beaufort	Beaufort County Sheriff	X	X	X	X	X	X	-	-	-
Charleston	Charleston County Sheriff	X	-	X	X	X	X	-	-	-
Charleston	Charleston Police	X	X	-	X	X	X	-	-	-
Greenville	Greenville County Sheriff	-	-	X	-	X	-	-	-	-
Greenville	Greenville Police	X	X	-	X	X	-	-	-	-
Horry	Horry County Police	-	-	X	X	X	-	-	-	-
Horry	Myrtle Beach Police	X	X	X	X	X	X	-	-	-
Richland	Richland County Sheriff	X	X	X	X	X	-	-	-	-
Richland	Columbia Police	X	-	X	X	X	-	-	-	-
Spartanburg	Spartanburg County Sheriff	-	-	-	-	-	-	-	-	-
Spartanburg	Spartanburg Police	X	X	X	X	X	-	-	X	-
<b>SOUTH DAKOTA</b>										
Minnehaha	Sioux Falls Police	X	-	-	X	X	-	-	-	-
<b>TENNESSEE</b>										
Davidson	Nashville Metropolitan Police	X	X	X	X	X	-	-	-	-
Hamilton	Hamilton County Sheriff	X	-	X	X	X	-	-	-	-
Hamilton	Chattanooga Police	X	X	-	-	X	-	-	-	-
Knox	Knox County Sheriff	X	-	-	X	X	-	-	-	-
Knox	Knoxville Police	X	X	X	X	X	X	-	-	-
Madison	Jackson Police	X	X	-	X	X	-	-	-	-
Montgomery	Clarksville Police	X	X	X	X	X	-	-	-	-
Rutherford	Murfreesboro Police	X	X	X	X	X	-	-	-	-
Shelby	Memphis Police	X	X	X	X	X	-	-	-	-
Sullivan	Sullivan County Sheriff	X	X	-	X	X	X	X	-	-
Washington	Johnson City Police	X	X	X	X	X	-	-	X	-
<b>TEXAS</b>										
Bell	Killeen Police	X	-	-	X	X	-	-	-	-
Bell	Temple Police	X	-	-	X	X	-	-	-	-
Bexar	Bexar County Sheriff	X	-	-	-	X	-	-	-	-
Bexar	San Antonio Police	X	X	X	-	X	-	-	-	-
Cameron	Brownsville Police	X	-	-	X	X	-	-	-	-
Cameron	Harlingen Police	X	X	X	X	X	-	-	-	-
Collin	Plano Police	X	X	-	X	X	-	X	-	-
Dallas	Carrollton Police	X	X	X	X	X	-	-	-	-
Dallas	Dallas Police	X	-	X	X	X	-	-	-	-
Dallas	Garland Police	X	X	-	X	X	-	-	-	-
Dallas	Grand Prairie Police	X	X	X	X	X	-	-	-	-
Dallas	Irving Police	X	X	X	X	X	-	-	-	-
Dallas	Mesquite Police	X	X	-	X	X	-	-	-	-
Dallas	Richardson Police	X	-	X	X	X	-	-	-	-
Denton	Denton Police	X	X	X	X	X	-	-	-	-
Ector	Odessa Police	X	X	X	X	X	X	-	-	-
El Paso	El Paso Police	X	X	-	X	X	-	-	-	-
Fort Bend	Fort Bend County Sheriff	X	-	-	X	X	X	-	-	-
Gregg	Longview Police	X	X	X	X	X	X	-	X	X
Harris	Harris County Sheriff	X	-	-	X	X	-	-	-	-
Harris	Baytown Police	X	X	-	X	X	X	-	-	-
Harris	Houston Police	X	X	-	X	X	-	-	-	-
Harris	Pasadena Police	X	X	-	X	X	-	-	-	-
Hidalgo	Hidalgo County Sheriff	-	-	-	-	-	X	-	-	-
Hidalgo	McAllen Police	X	X	-	X	X	-	-	-	-
Jefferson	Beaumont Police	X	X	-	X	X	-	-	-	-
Jefferson	Port Arthur Police	X	-	-	X	X	-	-	-	-
Lubbock	Lubbock Police	X	X	X	X	X	-	-	-	-
McLennan	Waco Police	X	X	X	-	X	X	-	-	-
Midland	Midland Police	X	X	X	X	X	-	-	-	-
Nueces	Corpus Christi Police	X	X	X	X	X	-	-	-	-
Potter	Amarillo Police	X	-	-	X	X	-	-	-	-
Smith	Tyler Police	X	X	-	X	X	-	-	-	-
Tarrant	Tarrant County Sheriff	X	-	-	X	X	X	-	-	-
Tarrant	Arlington Police	X	X	-	X	X	-	-	-	-
Tarrant	Fort Worth Police	X	X	X	X	X	-	-	-	-
Taylor	Abilene Police	X	X	-	X	X	-	X	-	-
Tom Green	San Angelo Police	X	-	-	X	X	-	-	-	-
Travis	Travis County Sheriff	X	-	-	X	X	-	-	-	-
Travis	Austin Police	X	-	-	X	X	-	-	-	-
Webb	Laredo Police	X	X	X	X	X	X	-	-	-
Wichita	Wichita Falls Police	X	-	-	X	X	-	-	-	-
Williamson	Williamson County Sheriff	X	-	-	X	X	X	-	-	-



**Table 10a. - continued**

County	Agency	Traffic and vehicle-related functions					Special public safety functions			
		Accident investigation	Parking enforcement	School crossing services	Traffic direction and control	Traffic law enforcement	Animal control	Civil defense	Emergency services	
								Fire	Medical	
<b>UTAH</b>										
Salt Lake	Salt Lake City Police	X	-	-	X	X	-	-	-	-
Salt Lake	West Valley City Police	X	-	X	X	X	-	-	-	-
Weber	Ogden Police	X	X	X	X	X	-	-	-	-
<b>VIRGINIA</b>										
Alexandria(city)	Alexandria Police	X	X	X	X	X	X	-	-	-
Arlington	Arlington County Police	X	X	X	X	X	-	-	-	-
Chesapeake(city)	Chesapeake Police	X	X	X	X	X	X	-	-	-
Chesterfield	Chesterfield County Police	X	X	X	X	X	X	-	-	-
Danville(city)	Danville Police	X	X	X	X	X	X	-	-	-
Fairfax	Fairfax County Police	X	X	X	X	X	-	-	-	-
Hampton(city)	Hampton Police	X	X	X	X	X	-	X	-	-
Hanover	Hanover County Sheriff	X	X	-	X	X	X	-	-	-
Henrico	Henrico County Police	X	X	X	X	X	X	-	-	-
Loudoun	Loudoun County Sheriff	X	X	X	X	X	-	-	-	-
Lynchburg(city)	Lynchburg Police	X	X	X	X	X	X	-	-	-
Newport News(city)	Newport News Police	X	X	-	X	X	-	-	-	-
Norfolk(city)	Norfolk Police	X	X	X	X	X	X	-	-	-
Petersburg(city)	Petersburg Police	X	X	X	X	X	X	-	-	-
Portsmouth(city)	Portsmouth Police	X	X	X	X	X	X	-	-	-
Prince William	Prince William County Police	X	X	X	X	X	X	-	-	-
Richmond(city)	Richmond Police	X	X	X	X	X	-	-	-	-
Roanoke(city)	Roanoke Police	X	X	X	X	X	X	-	-	-
Suffolk(city)	Suffolk Police	X	X	-	X	X	X	-	-	-
Virginia Beach(city)	Virginia Beach Police	X	-	X	X	X	X	-	-	-
<b>WASHINGTON</b>										
Clark	Clark County Sheriff	X	X	-	X	X	-	-	-	-
Clark	Vancouver Police	X	-	-	X	X	-	-	-	-
King	King County Sheriff	X	-	-	X	X	-	-	-	-
King	Bellevue Police	X	X	-	X	X	-	-	-	-
King	Kent Police	X	X	-	X	X	-	-	-	-
King	Seattle Police	X	X	X	X	X	-	X	-	-
Pierce	Pierce County Sheriff	X	-	-	X	X	-	-	-	-
Pierce	Tacoma Police	X	-	-	-	X	-	-	-	-
Snohomish	Snohomish County Sheriff	X	X	-	X	X	X	-	-	-
Snohomish	Everett Police	X	X	-	X	X	-	-	-	-
Spokane	Spokane County Sheriff	X	X	-	X	X	-	X	-	-
Spokane	Spokane Police	X	-	-	X	X	-	-	-	-
Thurston	Thurston County Sheriff	X	X	-	X	X	-	-	-	-
Yakima	Yakima Police	X	-	-	X	X	-	X	-	-
<b>WEST VIRGINIA</b>										
Cabell	Huntington Police	X	X	X	X	X	-	-	-	-
Kanawha	Charleston Police	X	X	X	X	X	X	-	-	-
<b>WISCONSIN</b>										
Brown	Brown County Sheriff	X	X	-	X	X	-	X	-	-
Brown	Green Bay Police	X	X	X	X	X	X	-	-	-
Dane	Dane County Sheriff	X	-	-	X	X	-	-	-	-
Dane	Madison Police	X	X	X	X	X	-	-	-	-
Kenosha	Kenosha Police	X	X	X	X	X	-	-	-	X
Milwaukee	Milwaukee County Sheriff	X	X	-	X	X	-	-	-	-
Milwaukee	Milwaukee Police	X	X	X	X	X	-	-	-	-
Milwaukee	West Allis Police	X	X	X	X	X	X	-	-	-
Outgamie	Appleton Police	X	-	X	X	X	X	X	-	X
Racine	Racine Police	X	X	-	X	X	-	-	-	-
Waukesha	Waukesha County Sheriff	X	X	-	X	X	-	-	-	-

Note: The codes for the table are as follows:

"X"=Agency has primary responsibility for performing that function.  
 "-"=Agency does not have primary responsibility for performing that function.

**Table 11a. Special operations, drug enforcement activities, and investigative support functions performed by local law enforcement agencies, 1997**

County	Name of agency	Agencies with primary responsibility for special operations functions:				Officers assigned to drug enforcement:		Agencies with primary responsibility for investigative support functions		
		Bomb disposal	Search and rescue	SWAT*	Underwater recovery	Special unit	Task force	Ballistics testing	Crime lab services	Fingerprint processing
<b>ALABAMA</b>										
Etowah	Gadsden Police	-	-	-	-	4	0	-	-	X
Houston	Dothan Police	X	-	X	-	7	3	-	-	X
Jefferson	Jefferson County Sheriff	X	X	X	-	14	0	-	-	X
Jefferson	Bessemer Police	X	-	-	-	11	1	-	X	X
Jefferson	Birmingham Police	X	-	X	-	46	0	-	-	X
Jefferson	Hoover Police	X	-	X	-	3	2	-	X	X
Madison	Huntsville Police	X	X	X	-	10	0	-	-	X
Mobile	Mobile County Sheriff	-	X	X	X	6	3	-	-	X
Mobile	Mobile Police	X	X	X	X	18	13	-	-	X
Montgomery	Montgomery County Sheriff	-	X	X	-	5	2	-	-	-
Montgomery	Montgomery Police	X	X	X	-	19	3	X	-	X
Morgan	Decatur Police	-	-	X	-	6	0	-	-	-
Tuscaloosa	Tuscaloosa Police	X	X	X	X	0	7	-	X	X
<b>ALASKA</b>										
Anchorage	Anchorage Police	X	X	X	X	9	2	-	X	X
<b>ARIZONA</b>										
Maricopa	Maricopa County Sheriff	X	X	X	X	25	25	X	X	X
Maricopa	Chandler Police	-	-	X	-	6	1	-	-	X
Maricopa	Glendale Police	X	-	X	-	7	1	-	-	X
Maricopa	Mesa Police	X	X	X	-	13	2	X	X	X
Maricopa	Phoenix Police	X	X	X	X	53	5	-	X	X
Maricopa	Scottsdale Police	-	X	X	-	6	2	-	X	X
Maricopa	Tempe Police	X	-	X	-	11	0	-	-	X
Pima	Pima County Sheriff	X	X	X	X	4	5	-	-	X
Pima	Tucson Police	X	-	X	-	0	10	X	X	X
Pinal	Pinal County Sheriff	X	X	X	X	0	0	-	-	-
Yuma	Yuma Police	-	-	X	-	1	4	-	-	-
<b>ARKANSAS</b>										
Jefferson	Pine Bluff Police	-	X	X	-	10	1	-	X	X
Pulaski	Pulaski County Sheriff	-	X	X	X	4	0	-	-	-
Pulaski	Little Rock Police	-	X	X	-	15	4	-	-	X
Pulaski	North Little Rock Police	-	X	X	-	10	0	-	-	-
Sebastian	Fort Smith Police	-	-	X	-	10	0	-	-	X
<b>CALIFORNIA</b>										
Alameda	Alameda County Sheriff	X	X	X	X	0	7	X	X	X
Alameda	Alameda Police	-	-	X	-	3	1	-	-	X
Alameda	Berkeley Police	X	X	X	X	12	0	-	-	X
Alameda	Fremont Police	-	-	X	-	0	4	-	X	X
Alameda	Hayward Police	-	-	X	-	5	3	-	-	X
Alameda	Oakland Police	-	-	X	-	7	4	X	X	X
Contra Costa	Contra Costa County Sheriff	-	X	X	-	5	3	X	X	X
Contra Costa	Concord Police	-	-	X	-	5	1	-	X	X
Contra Costa	Richmond Police	-	-	X	-	5	1	-	-	-
El Dorado	El Dorado County Sheriff	X	X	X	X	6	1	-	-	X
Fresno	Fresno County Sheriff	-	X	X	X	24	24	X	X	X
Fresno	Fresno Police	X	-	X	-	12	0	-	-	X
Kern	Kern County Sheriff	X	X	X	X	18	18	-	-	X
Kern	Bakersfield Police	X	-	X	-	13	7	-	X	-
Los Angeles	Los Angeles County Sheriff	X	X	X	X	109	33	X	X	X
Los Angeles	Beverly Hills Police	-	-	X	-	4	0	-	X	X
Los Angeles	Burbank Police	-	-	X	-	4	2	-	-	X
Los Angeles	Compton Police	-	-	X	-	4	2	-	-	X
Los Angeles	Culver City Police	-	-	X	-	5	1	-	X	X
Los Angeles	Downey Police	-	-	-	-	4	1	-	-	X
Los Angeles	El Monte Police	-	-	X	-	5	2	-	-	-
Los Angeles	Glendale Police	-	-	X	-	9	2	-	X	X
Los Angeles	Inglewood Police	-	-	X	-	0	1	-	-	X
Los Angeles	Long Beach Police	-	-	X	-	26	2	-	X	X
Los Angeles	Los Angeles Police	X	X	X	X	357	26	X	X	X
Los Angeles	Pasadena Police	-	-	X	-	0	4	-	-	X
Los Angeles	Pomona Police	-	-	X	-	5	0	-	-	X
Los Angeles	Santa Monica Police	-	-	X	-	8	1	-	-	X
Los Angeles	Torrance Police	-	-	X	-	7	1	-	-	X
Los Angeles	West Covina Police	-	-	X	-	6	0	-	X	X
Los Angeles	Whittier Police	-	-	-	-	3	5	-	-	X
Marin	Marin County Sheriff	-	X	X	X	3	8	-	-	X
Monterey	Monterey County Sheriff	-	X	X	X	11	0	-	X	X
Monterey	Salinas Police	-	-	X	-	5	0	-	-	X
Orange	Orange County Sheriff-Coroner	X	X	X	X	19	15	X	X	X
Orange	Anaheim Police	-	-	X	-	18	3	-	X	X
Orange	Costa Mesa Police	-	-	X	-	5	2	-	-	X
Orange	Fullerton Police	-	-	X	-	4	4	-	X	X
Orange	Garden Grove Police	-	-	X	-	7	2	-	-	X
Orange	Huntington Beach Police	-	X	X	-	1	4	X	X	X

Table 11a. - continued

County	Name of agency	Agencies with primary responsibility for special operations functions:				Officers assigned to drug enforcement:		Agencies with primary responsibility for investigative support functions		
		Bomb disposal	Search and rescue	SWAT*	Underwater recovery	Special unit	Task force	Ballistics testing	Crime lab services	Fingerprint processing
<b>CALIFORNIA (cont.)</b>										
Orange	Irvine Police	-	X	X	X	0	0	-	X	X
Orange	Newport Beach Police	-	-	X	-	4	2	-	-	X
Orange	Orange Police	-	-	X	-	6	1	-	X	X
Orange	Santa Ana Police	-	-	X	-	15	12	X	-	X
Placer	Placer County Sheriff	X	X	X	X	6	4	-	X	X
Riverside	Riverside County Sheriff	X	X	X	X	12	12	-	X	X
Riverside	Corona Police	-	-	X	-	5	2	-	X	X
Riverside	Riverside Police	X	-	X	-	36	4	-	-	X
Sacramento	Sacramento County Sheriff	X	X	X	-	43	7	-	X	X
Sacramento	Sacramento Police	X	-	X	-	35	6	-	-	X
San Bernardino	San Bernardino County Sheriff	X	X	X	-	55	25	X	X	X
San Bernardino	Fontana Police	-	-	X	-	0	5	-	-	-
San Bernardino	Ontario Police	-	-	X	-	12	9	-	-	X
San Bernardino	Rialto Police	-	-	X	-	0	5	-	-	X
San Bernardino	San Bernardino Police	-	X	X	-	9	1	-	-	X
San Diego	San Diego County Sheriff	X	X	X	X	---	---	X	X	-
San Diego	Chula Vista Police	-	X	X	-	6	4	X	X	X
San Diego	El Cajon Police	-	-	X	-	5	1	-	-	-
San Diego	Escondido Police	-	X	X	-	5	2	X	-	X
San Diego	Oceanside Police	-	-	-	-	2	1	-	-	-
San Diego	San Diego Police	X	-	X	-	41	20	X	X	X
San Francisco	San Francisco Police	X	-	X	-	51	16	X	X	-
San Joaquin	San Joaquin County Sheriff	X	X	X	X	5	5	-	-	X
San Joaquin	Stockton Police	X	-	X	-	12	3	-	-	X
San Luis Obispo	San Luis Obispo County Sheriff	X	X	X	X	0	3	-	X	X
San Mateo	San Mateo County Sheriff	X	X	X	X	0	5	X	X	X
San Mateo	Daly City Police	-	-	X	-	0	1	-	-	-
San Mateo	San Mateo Police	-	-	X	-	4	0	-	-	X
Santa Barbara	Santa Barbara County Sheriff	X	X	X	X	13	1	-	X	X
Santa Barbara	Santa Barbara Police	X	-	X	-	5	1	X	X	X
Santa Clara	Santa Clara County Sheriff	X	X	X	X	2	20	-	-	X
Santa Clara	San Jose Police	X	-	X	-	53	15	-	-	X
Santa Clara	Santa Clara Police	-	-	X	-	5	1	-	-	-
Santa Clara	Sunnyvale Police	-	-	X	-	4	1	-	-	X
Santa Cruz	Santa Cruz County Sheriff	X	X	X	X	2	3	-	X	X
Shasta	Shasta County Sheriff	X	X	X	X	---	---	-	-	X
Solano	Vallejo Police	-	X	X	-	3	1	-	-	X
Sonoma	Sonoma County Sheriff-Coroner	X	X	X	X	8	0	-	-	X
Sonoma	Santa Rosa Police	X	-	X	-	4	0	-	-	X
Stanislaus	Stanislaus County Sheriff	X	-	X	X	0	6	-	-	X
Stanislaus	Modesto Police	-	X	X	-	10	4	-	-	X
Tulare	Tulare County Sheriff	X	X	X	X	5	2	-	X	X
Ventura	Ventura County Sheriff	X	X	X	X	0	0	X	X	X
Ventura	Simi Valley Police	-	-	X	-	6	1	-	-	-
Ventura	Ventura Police	-	-	X	-	4	3	-	-	X
<b>COLORADO</b>										
Adams	Adams County Sheriff	X	-	X	-	0	4	-	X	X
Adams	Westminster Police	-	-	X	X	0	5	-	X	X
Arapahoe	Aurora Police	-	-	X	-	28	9	-	X	X
Boulder	Boulder County Sheriff	X	X	X	-	3	0	-	-	X
Boulder	Boulder Police	X	X	X	-	5	0	-	-	X
Denver	Denver Police	X	-	X	-	---	---	X	X	X
Douglas	Douglas County Sheriff	X	X	X	-	0	4	-	X	X
El Paso	El Paso County Sheriff	X	X	X	-	0	8	-	X	X
El Paso	Colorado Springs Police	X	-	X	-	0	36	X	X	X
Jefferson	Jefferson County Sheriff	X	X	X	-	0	4	-	X	X
Jefferson	Arvada Police	-	X	X	-	0	6	X	X	X
Jefferson	Lakewood Police	-	-	X	-	0	5	X	X	X
Larimer	Larimer County Sheriff	-	X	X	X	0	2	-	X	X
Larimer	Fort Collins Police	X	-	X	-	0	5	-	X	X
Pueblo	Pueblo Police	X	-	X	-	8	0	-	-	X
<b>CONNECTICUT</b>										
Fairfield	Bridgeport Police	-	X	X	X	17	1	X	-	X
Fairfield	Danbury Police	-	X	X	X	9	0	X	-	X
Fairfield	Greenwich Police	-	-	X	X	4	0	-	-	X
Fairfield	Norwalk Police	-	X	X	X	15	1	-	-	X
Fairfield	Stamford Police	-	-	-	-	14	3	-	-	X
Hartford	Bristol Police	-	-	X	-	6	0	-	-	X
Hartford	East Hartford Police	-	X	X	-	8	2	X	X	X
Hartford	Hartford Police	X	-	X	-	20	2	X	X	X
Hartford	Manchester Police	-	-	X	-	0	3	-	-	X
Hartford	New Britain Police	-	-	X	-	5	1	-	-	X
New Haven	Meriden Police	-	X	X	-	4	0	-	-	X
New Haven	Milford Police	-	X	X	X	4	1	-	-	X
New Haven	New Haven Police	X	X	X	X	10	9	-	X	X
New Haven	Waterbury Police	-	-	X	-	6	2	-	X	X
New Haven	West Haven Police	-	-	X	-	4	2	-	-	X

**Table 11a. - continued**

County	Name of agency	Agencies with primary responsibility for special operations functions:				Officers assigned to drug enforcement:		Agencies with primary responsibility for investigative support functions		
		Bomb disposal	Search and rescue	SWAT*	Underwater recovery	Special unit	Task force	Ballistics testing	Crime lab services	Fingerprint processing
<b>DELAWARE</b>										
New Castle	New Castle County Police	X	X	X	-	7	0	-	-	X
New Castle	Wilmington Police	X	X	X	-	18	1	X	X	X
<b>DISTRICT OF COLUMBIA</b>										
Washington, DC	Washington Metropolitan Police	X	-	X	X	97	37	X	X	X
<b>FLORIDA</b>										
Alachua	Alachua County Sheriff	X	X	X	X	0	4	-	-	X
Alachua	Gainesville Police	-	-	X	-	3	10	-	-	X
Bay	Bay County Sheriff	-	X	X	X	9	0	-	-	-
Brevard	Brevard County Sheriff	X	-	X	-	11	0	-	-	X
Brevard	Melbourne Police	-	-	X	X	0	0	-	-	X
Brevard	Palm Bay Police	-	X	X	X	6	0	-	-	X
Broward	Broward County Sheriff	X	X	X	X	49	2	X	X	X
Broward	Coral Springs Police	-	-	X	-	10	3	-	-	X
Broward	Davie Police	-	X	X	-	5	3	-	-	-
Broward	Fort Lauderdale Police	X	X	X	X	26	3	-	X	X
Broward	Hollywood Police	-	X	X	X	0	27	-	-	X
Broward	Margate Police	-	-	-	-	3	1	-	-	-
Broward	Miramar Police	-	-	-	X	0	3	-	-	X
Broward	Pembroke Pines Police	-	-	-	X	5	1	-	-	X
Broward	Plantation Police	-	X	X	-	8	1	-	-	X
Broward	Pompano Beach Police	-	X	X	-	29	3	-	X	X
Broward	Sunrise Police	-	-	X	-	6	3	-	-	-
Charlotte	Charlotte County Sheriff	-	X	X	X	6	1	-	-	-
Citrus	Citrus County Sheriff	-	-	X	X	4	4	-	-	X
Clay	Clay County Sheriff	-	X	X	X	8	4	-	-	-
Collier	Collier County Sheriff	-	X	X	X	20	3	-	X	X
Dade	Metro-Dade Police	X	X	X	X	88	8	X	X	X
Dade	Coral Gables Police	-	-	X	X	5	4	-	-	-
Dade	Hialeah Police	-	-	X	-	13	1	-	X	X
Dade	Miami Police	X	X	X	-	13	24	-	-	X
Dade	Miami Beach Police	-	X	X	X	20	4	-	-	X
Duval	Jacksonville Sheriff	X	X	X	X	30	7	-	-	X
Escambia	Escambia County Sheriff	-	-	X	X	14	0	-	X	X
Escambia	Pensacola Police	-	-	X	X	6	0	-	-	X
Hernando	Hernando County Sheriff	-	X	X	-	7	0	-	-	X
Hillsborough	Hillsborough County Sheriff	X	X	X	X	20	5	-	X	X
Hillsborough	Tampa Police	X	X	X	X	11	3	-	X	X
Indian River	Indian River County Sheriff	-	X	X	-	0	7	-	-	X
Lake	Lake County Sheriff	-	X	X	X	10	1	-	X	X
Lee	Lee County Sheriff	-	X	X	X	11	4	-	-	X
Lee	Cape Coral Police	-	-	X	X	4	2	-	-	-
Lee	Fort Myers Police	-	-	X	-	5	2	-	-	-
Leon	Leon County Sheriff	X	X	X	X	9	0	-	-	X
Leon	Tallahassee Police	X	-	X	-	17	0	-	-	X
Manatee	Manatee County Sheriff	X	-	X	X	18	5	X	X	X
Marion	Marion County Sheriff	X	X	X	X	0	6	-	-	X
Marion	Ocala Police	X	X	X	-	0	8	-	-	X
Martin	Martin County Sheriff	X	-	X	-	7	0	-	-	X
Monroe	Monroe County Sheriff	X	X	X	-	7	8	-	-	-
Okaloosa	Okaloosa County Sheriff	-	-	X	X	0	3	-	-	X
Orange	Orange County Sheriff	X	-	X	X	31	10	-	X	X
Orange	Orlando Police	-	-	X	-	26	13	-	X	X
Osceola	Osceola County Sheriff	-	X	X	-	0	5	-	X	X
Palm Beach	Palm Beach County Sheriff	X	X	X	X	44	5	X	X	X
Palm Beach	Boca Raton Police	X	X	X	X	7	2	-	X	X
Palm Beach	Boynton Beach Police	-	-	X	-	4	2	-	-	X
Palm Beach	Delray Beach Police	-	X	X	X	0	0	-	-	X
Palm Beach	West Palm Beach Police	X	X	X	X	5	1	-	-	X
Pasco	Pasco County Sheriff	-	-	X	X	15	1	-	-	X
Pinellas	Pinellas County Sheriff	-	X	X	X	1	50	-	X	X
Pinellas	Clearwater Police	-	-	X	-	7	1	-	-	-
Pinellas	Largo Police	-	-	X	-	0	1	X	-	X
Pinellas	St. Petersburg Police	-	X	X	-	39	0	-	X	X
Polk	Polk County Sheriff	-	X	X	X	30	10	X	X	X
Polk	Lakeland Police	-	-	X	X	26	2	-	-	-
St. John	St. John County Sheriff	X	-	X	X	5	0	-	-	-
St. Lucie	St. Lucie County Sheriff	X	X	X	X	12	0	-	-	X
St. Lucie	Fort Pierce Police	-	-	X	-	6	1	-	-	X
St. Lucie	Port St. Lucie Police	-	-	X	-	3	0	-	-	-
Santa Rosa	Santa Rosa County Sheriff	-	-	X	-	0	0	-	-	X
Sarasota	Sarasota County Sheriff	X	X	X	X	25	0	-	X	X
Sarasota	Sarasota Police	X	X	X	X	15	0	X	X	-
Seminole	Seminole County Sheriff	X	X	X	-	9	1	-	-	X
Volusia	Volusia County Sheriff	X	X	X	X	6	14	-	-	X
Volusia	Daytona Beach Police	-	-	-	-	10	0	-	-	-

**Table 11a. - continued**

County	Name of agency	Agencies with primary responsibility for special operations functions:				Officers assigned to drug enforcement:		Agencies with primary responsibility for investigative support functions		
		Bomb disposal	Search and rescue	SWAT*	Underwater recovery	Special unit	Task force	Ballistics testing	Crime lab services	Fingerprint processing
<b>GEORGIA</b>										
Bibb	Bibb County Sheriff	X	X	X	-	11	3	-	-	X
Bibb	Macon Police	X	-	X	-	6	5	-	X	-
Chatham	Chatham County Police	X	-	X	X	10	1	-	-	X
Chatham	Savannah Police	-	X	X	-	0	16	-	-	X
Cherokee	Cherokee County Sheriff	-	-	X	-	0	4	-	-	X
Clarke	Athens-Clarke County Police	-	-	X	-	0	0	-	-	X
Clayton	Clayton County Police	X	-	X	X	7	0	-	-	-
Cobb	Cobb County Police	X	X	X	X	0	12	-	-	-
Cobb	Cobb County Sheriff	-	-	X	-	0	9	-	-	X
Cobb	Marietta Police	-	-	X	-	7	7	-	-	-
Columbia	Columbia County Sheriff	-	X	X	-	5	0	-	-	X
De Kalb	De Kalb County Police	X	X	X	-	25	1	X	-	X
Dougherty	Albany Police	X	X	X	X	1	5	-	X	-
Douglas	Douglas County Sheriff	-	-	-	-	0	7	-	-	-
Fulton	Fulton County Police	-	-	X	-	0	0	-	-	X
Fulton	Atlanta Police	X	-	X	-	48	18	-	-	X
Fulton	East Point Police	-	-	X	-	9	2	-	-	X
Gwinnett	Gwinnett County Police	X	X	X	-	15	1	-	X	-
Hall	Hall County Sheriff	-	X	X	X	0	9	-	-	-
Muscogee	Columbus Police	X	-	X	-	12	9	-	-	X
Richmond	Augusta-Richmond Co. Sheriff	-	X	X	-	20	20	-	-	X
<b>HAWAII</b>										
Hawaii	Hawaii County Police	-	-	-	-	17	0	-	X	X
Honolulu	Honolulu Police	X	-	X	-	76	37	X	X	X
Kauai	Kauai County Police	-	-	X	-	8	8	-	-	X
Maui	Maui County Police	-	-	X	-	23	1	-	X	X
<b>IDAHO</b>										
Ada	Ada County Sheriff	X	X	X	X	0	4	-	-	X
Ada	Boise Police	X	-	X	-	17	4	-	-	X
<b>ILLINOIS</b>										
Champaign	Champaign Police	X	-	X	-	5	2	-	-	X
Cook	Cook County Sheriff	X	-	X	-	45	0	-	-	X
Cook	Arlington Heights Police	-	X	-	-	0	0	-	-	X
Cook	Chicago Police	X	X	X	X	658	0	-	X	X
Cook	Cicero Police	-	-	-	-	0	0	-	-	-
Cook	Evanston Police	-	-	-	-	12	0	-	-	-
Cook	Oak Lawn Police	-	-	X	-	4	1	-	-	X
Cook	Oak Park Police	-	-	-	-	0	1	-	-	-
Cook	Schaumburg Police	-	-	X	-	0	0	-	-	X
Cook	Skokie Police	-	X	X	-	0	1	-	-	X
Du Page	Naperville Police	-	X	X	X	1	1	-	-	X
Kane	Aurora Police	-	-	X	-	20	2	-	-	-
Kane	Elgin Police	-	-	X	-	3	1	-	-	X
Lake	Lake County Sheriff	-	-	X	-	0	4	-	-	X
Lake	Waukegan Police	-	-	X	-	4	3	-	-	X
Macon	Decatur Police	-	-	X	-	0	3	-	-	X
Peoria	Peoria Police	X	X	X	-	13	1	-	X	-
Sangamon	Springfield Police	-	-	X	-	5	4	-	-	X
Will	Will County Sheriff	-	-	X	-	0	3	-	-	-
Will	Joliet Police	-	-	X	-	0	4	-	-	X
Winnebago	Winnebago County Sheriff	X	-	-	-	0	2	-	-	X
Winnebago	Rockford Police	X	-	X	-	0	5	-	-	-
<b>INDIANA</b>										
Allen	Fort Wayne Police	X	-	X	-	37	0	-	X	X
Delaware	Muncie Police	-	X	X	X	2	3	-	-	X
Elkhart	Elkhart Police	X	-	X	-	4	4	-	-	X
Howard	Kokomo Police	X	-	X	-	3	4	-	-	-
Lake	Lake County Sheriff	X	-	X	X	10	16	X	X	X
Lake	East Chicago Police	-	-	X	-	4	2	-	-	X
Lake	Gary Police	X	-	X	-	8	2	-	-	X
Lake	Hammond Police	-	-	X	-	12	4	-	-	X
Madison	Anderson Police	-	-	X	-	0	4	-	X	X
Marion	Marion County Sheriff	X	-	X	-	16	4	-	-	-
Marion	Indianapolis Police	X	-	X	X	54	9	-	-	X
St. Joseph	South Bend Police	X	-	X	-	0	16	-	-	X
Vanderburgh	Vanderburgh County Sheriff	-	X	-	-	4	4	-	X	-
Vanderburgh	Evansville Police	X	-	X	-	0	8	-	-	X
Vigo	Terre Haute Police	X	X	X	X	0	6	X	X	X

**Table 11a. - continued**

County	Name of agency	Agencies with primary responsibility for special operations functions:				Officers assigned to drug enforcement:		Agencies with primary responsibility for investigative support functions		
		Bomb disposal	Search and rescue	SWAT*	Underwater recovery	Special unit	Task force	Ballistics testing	Crime lab services	Fingerprint processing
<b>IOWA</b>										
Black Hawk	Waterloo Police	X	-	X	-	0	5	-	X	X
Linn	Cedar Rapids Police	X	X	X	X	5	1	-	X	X
Polk	Des Moines Police	X	-	X	X	12	5	-	X	X
Scott	Davenport Police	-	-	X	-	5	1	-	X	X
Woodbury	Sioux City Police	-	-	X	-	2	4	-	X	X
<b>KANSAS</b>										
Douglas	Lawrence Police	-	-	X	-	0	3	-	-	X
Johnson	Johnson County Sheriff	-	-	-	-	9	2	X	X	X
Johnson	Olathe Police	-	-	X	-	3	1	-	-	-
Johnson	Overland Park Police	X	X	X	X	8	2	-	X	X
Sedgwick	Sedgwick County Sheriff	-	X	-	-	5	3	-	X	X
Sedgwick	Wichita Police	X	-	X	-	24	3	-	X	-
Shawnee	Shawnee County Sheriff	-	X	X	X	6	0	-	X	-
Shawnee	Topeka Police	X	-	X	-	---	---	-	-	-
Wyandotte	Kansas City Police	X	-	X	-	2	1	-	X	X
<b>KENTUCKY</b>										
Fayette	Lexington-Fayette County Police	-	X	X	-	3	0	X	-	X
Jefferson	Jefferson County Police	X	-	X	X	1	20	-	-	-
Jefferson	Jefferson County Sheriff	-	-	-	-	0	0	-	-	-
Jefferson	Louisville Police	X	-	X	X	0	23	-	-	-
Kenton	Covington Police	-	-	X	-	5	2	-	X	X
<b>LOUISIANA</b>										
Ascension	Ascension Parish Sheriff	-	X	X	X	0	5	-	-	X
Bossier	Bossier Police	-	-	X	-	4	1	-	-	X
Caddo	Caddo Parish Sheriff	X	X	X	X	12	3	-	-	X
Caddo	Shreveport Police	-	-	X	-	1	1	-	-	X
Calcasieu	Calcasieu Parish Sheriff	-	X	X	X	---	---	X	X	X
Calcasieu	Lake Charles Police	X	X	-	-	5	1	-	-	X
E. Baton Rouge	E. Baton Rouge Parish Sheriff	X	-	X	-	22	0	-	-	-
E. Baton Rouge	Baton Rouge Police	X	X	X	X	28	2	-	-	X
Jefferson	Kenner Police	-	X	X	X	7	1	-	X	X
Lafayette	Lafayette Parish Sheriff	-	-	X	X	2	9	-	-	X
Lafourche	Lafourche Parish Sheriff	-	X	X	-	0	8	-	-	X
Orleans	New Orleans Police	X	X	X	X	0	0	X	X	X
Ouachita	Ouachita Parish Sheriff	-	X	X	-	0	5	X	-	X
Ouachita	Monroe Police	X	X	X	X	0	3	-	-	X
Rapides	Alexandria Police	-	X	X	-	0	5	-	X	X
St. Bernard	St. Bernard Parish Sheriff	-	-	X	-	---	---	-	-	X
St. Charles	St. Charles Parish Sheriff	-	X	-	-	6	1	-	-	X
St. John the Baptist	St. John the Baptist Sheriff	-	X	X	-	5	0	-	-	X
St. Landry	St. Landry Parish Sheriff	-	X	-	-	4	0	-	-	X
St. Tammany	St. Tammany Parish Sheriff	X	X	X	X	9	1	X	X	X
Terrebonne	Terrebonne Parish Sheriff	-	X	X	X	8	0	-	-	X
<b>MARYLAND</b>										
Anne Arundel	Anne Arundel County Police	X	X	X	X	38	3	-	X	X
Anne Arundel	Annapolis Police	-	-	X	-	4	1	-	-	X
Baltimore(city)	Baltimore Police	X	-	X	-	30	27	X	X	X
Baltimore	Baltimore County Police	X	-	X	X	30	5	X	X	X
Charles	Charles County Sheriff	-	X	X	-	---	---	-	-	-
Harford	Harford County Sheriff	-	-	X	X	6	2	-	X	X
Howard	Howard County Police	-	-	X	-	16	1	-	-	-
Montgomery	Montgomery County Police	-	-	X	-	25	2	-	X	X
Prince George's	Prince George's County Police	-	-	X	-	61	0	X	X	X
<b>MASSACHUSETTS</b>										
Bristol	Fall River Police	-	-	X	-	10	0	-	-	X
Bristol	New Bedford Police	-	-	X	X	15	1	-	-	X
Essex	Lawrence Police	X	-	X	-	---	---	-	-	X
Essex	Lynn Police	-	-	-	-	3	3	-	-	X
Hampden	Chicopee Police	-	X	X	X	3	1	-	-	X
Hampden	Holyoke Police	-	X	-	-	9	2	-	-	X
Hampden	Springfield Police	X	X	X	X	2	1	-	-	X
Middlesex	Cambridge Police	-	-	X	-	10	1	-	-	X
Middlesex	Framingham Police	-	-	-	X	3	0	-	-	X
Middlesex	Lowell Police	-	X	X	X	10	2	-	-	X
Middlesex	Malden Police	-	-	-	-	3	0	-	-	X
Middlesex	Medford Police	-	-	X	-	3	1	-	-	X
Middlesex	Newton Police	-	-	-	-	5	0	-	-	-
Middlesex	Somerville Police	-	-	-	-	4	2	-	X	X
Middlesex	Waltham Police	-	X	-	-	3	2	-	-	X

**Table 11a. - continued**

County	Name of agency	Agencies with primary responsibility for special operations functions:				Officers assigned to drug enforcement:		Agencies with primary responsibility for investigative support functions		
		Bomb disposal	Search and rescue	SWAT*	Underwater recovery	Special unit	Task force	Ballistics testing	Crime lab services	Fingerprint processing
<b>MASSACHUSETTS (cont.)</b>										
Norfolk	Brookline Police	-	-	-	-	1	0	-	X	X
Norfolk	Quincy Police	-	X	-	X	6	1	-	-	X
Plymouth	Brockton Police	-	-	X	-	4	0	-	-	X
Suffolk	Boston Police	X	-	X	X	86	6	X	X	X
Suffolk	Revere Police	-	X	-	-	6	0	-	-	X
Worcester	Worcester Police	-	X	X	-	36	0	-	-	X
<b>MICHIGAN</b>										
Calhoun	Battle Creek Police	-	-	X	-	4	1	-	X	X
Genesee	Flint Police	-	X	-	-	30	3	-	-	X
Ingham	Lansing Police	-	-	X	X	12	4	-	-	X
Kalamazoo	Kalamazoo Police	X	X	X	-	14	1	X	X	X
Kent	Kent County Sheriff	-	X	X	X	4	2	-	X	X
Kent	Grand Rapids Police	X	-	X	-	19	2	-	X	X
Macomb	Macomb County Sheriff	-	X	X	X	2	2	-	-	X
Macomb	Sterling Heights Police	-	-	-	-	3	1	-	-	X
Macomb	Warren Police	-	-	X	-	9	1	-	-	X
Oakland	Oakland County Sheriff	-	X	X	X	8	0	-	X	X
Oakland	Farmington Hills Police	-	-	-	-	1	1	-	-	X
Oakland	Pontiac Police	-	-	-	-	10	1	-	-	X
Oakland	Southfield Police	-	-	X	-	2	2	-	X	-
Oakland	Troy Police	-	-	X	-	0	1	-	-	X
Saginaw	Saginaw Police	-	-	X	-	1	5	-	-	-
Washtenaw	Washtenaw County Sheriff	X	X	X	X	0	2	-	-	X
Washtenaw	Ann Arbor Police	-	-	X	-	0	4	-	-	X
Wayne	Wayne County Sheriff	X	X	X	X	33	4	-	X	X
Wayne	Dearborn Police	X	X	X	X	3	3	-	X	X
Wayne	Detroit Police	X	X	X	X	174	15	X	X	X
Wayne	Livonia Police	-	-	X	-	10	3	-	-	X
Wayne	Taylor Police	-	-	X	-	0	5	-	-	-
Wayne	Westland Police	-	X	X	-	6	0	-	-	X
<b>MINNESOTA</b>										
Hennepin	Bloomington Police	X	-	X	-	2	0	-	-	-
Hennepin	Minneapolis Police	X	-	X	-	22	4	X	X	X
Ramsey	Ramsey County Sheriff	-	X	X	X	0	12	-	X	X
Ramsey	St. Paul Police	X	-	X	-	7	3	X	X	X
St. Louis	Duluth Police	-	-	X	-	0	6	-	-	X
<b>MISSISSIPPI</b>										
Forrest	Hattiesburg Police	-	-	X	X	0	2	-	-	X
Harrison	Biloxi Police	-	X	-	X	9	1	-	-	X
Harrison	Gulfport Police	X	-	X	-	2	8	-	-	X
Hinds	Jackson Police	X	-	X	-	0	11	X	X	X
Jackson	Jackson County Sheriff	-	-	-	-	0	5	-	-	-
<b>MISSOURI</b>										
Boone	Columbia Police	-	-	X	-	3	1	-	-	-
Buchanan	St. Joseph Police	-	-	X	X	3	0	-	-	X
Greene	Springfield Police	-	-	X	-	8	3	-	-	X
Jackson	Independence Police	X	-	X	-	7	7	-	X	X
Jackson	Kansas City Police	X	X	X	X	83	0	X	X	X
Jefferson	Jefferson County Sheriff	-	-	X	-	0	5	-	-	X
St. Charles	St. Charles County Sheriff	X	-	X	-	5	0	X	X	X
St. Louis(city)	St. Louis Police	X	X	X	-	22	14	X	X	X
St. Louis	St. Louis County Police	X	X	X	-	36	6	X	X	X
<b>MONTANA</b>										
Yellowstone	Billings Police	X	-	X	-	0	2	-	-	X
<b>NEBRASKA</b>										
Douglas	Omaha Police	X	-	X	-	0	21	X	X	X
Lancaster	Lincoln Police	-	-	X	-	0	14	-	X	X
<b>NEVADA</b>										
Clark	Las Vegas Metropolitan Police	-	X	X	-	47	19	X	X	X
Clark	North Las Vegas Police	-	-	X	-	6	0	-	-	-
Nye	Nye County Sheriff	-	X	X	-	4	0	-	-	-
Washoe	Washoe County Sheriff	X	X	X	-	0	7	-	X	X
Washoe	Reno Police	X	-	X	X	0	7	-	-	X

**Table 11a. - continued**

County	Name of agency	Agencies with primary responsibility for special operations functions:				Officers assigned to drug enforcement:		Agencies with primary responsibility for investigative support functions		
		Bomb disposal	Search and rescue	SWAT*	Underwater recovery	Special unit	Task force	Ballistics testing	Crime lab services	Fingerprint processing
<b>NEW HAMPSHIRE</b>										
Hillsborough	Manchester Police	-	-	X	-	8	1	-	-	X
Hillsborough	Nashua Police	X	-	X	X	6	2	-	-	X
<b>NEW JERSEY</b>										
Atlantic	Atlantic City Police	X	-	X	-	23	2	-	-	X
Camden	Camden Police	-	X	X	X	14	0	-	X	X
Camden	Cherry Hill Police	-	-	X	-	2	0	-	-	X
Essex	Bloomfield Police	-	-	-	-	0	0	-	-	X
Essex	East Orange Police	-	-	-	-	0	4	-	-	X
Essex	Irvington Police	-	-	-	-	12	0	-	-	X
Essex	Newark Police	X	-	X	-	29	3	X	X	X
Essex	West Orange Police	-	-	X	-	4	0	-	-	X
Hudson	Hudson County Sheriff	-	-	-	-	0	0	-	-	X
Hudson	Bayonne Police	-	-	-	-	10	1	-	-	X
Hudson	Hoboken Police	-	-	X	-	7	0	-	-	X
Hudson	Jersey City Police	X	X	X	X	18	0	-	-	X
Hudson	North Bergen Police	-	-	X	-	3	0	-	-	X
Hudson	Union City Police	-	-	-	-	8	0	-	-	X
Hudson	West New York Police	-	X	-	-	7	0	-	-	-
Mercer	Hamilton Police	-	-	X	-	7	0	-	-	X
Mercer	Trenton Police	-	X	X	-	10	0	-	-	X
Middlesex	Edison Police	-	-	X	-	4	1	-	-	X
Middlesex	New Brunswick Police	-	-	-	-	9	2	-	-	X
Middlesex	Perth Amboy Police	-	-	-	-	7	1	-	-	X
Middlesex	Woodbridge Police	-	-	X	-	6	0	-	-	X
Monmouth	Long Branch Police	-	X	-	-	6	0	-	-	X
Morris	Parsippany Police	-	X	X	-	0	0	-	-	X
Ocean	Brick Township Police	-	X	X	X	4	1	-	-	X
Ocean	Dover Township Police	-	X	X	X	0	3	-	-	X
Passaic	Passaic County Sheriff	X	X	X	X	0	3	-	-	X
Passaic	Clifton Police	X	-	X	-	4	2	-	-	X
Passaic	Passaic Police	-	-	-	-	8	0	-	-	-
Passaic	Wayne Police	-	-	X	-	6	1	-	-	X
Union	Union County Sheriff	-	X	-	-	0	0	-	-	X
Union	Elizabeth Police	-	X	X	-	8	1	-	-	X
Union	Linden Police	-	-	-	-	6	0	-	-	X
Union	Plainfield Police	-	-	-	-	22	1	-	-	X
Union	Union Police	-	-	-	-	5	0	-	-	X
<b>NEW MEXICO</b>										
Bernalillo	Bernalillo County Sheriff	-	X	X	-	6	4	-	-	X
Bernalillo	Albuquerque Police	X	-	X	-	20	6	X	X	X
Dona Ana	Las Cruces Police	-	-	X	X	4	4	-	-	X
Santa Fe	Santa Fe Police	X	-	X	-	1	0	-	-	-
<b>NEW YORK</b>										
Albany	Albany Police	-	-	X	X	0	2	X	-	X
Albany	Colonie Police	-	-	X	-	5	0	-	X	X
Broome	Binghamton Police	-	-	X	-	9	0	-	X	X
Dutchess	Dutchess County Sheriff	-	X	-	X	0	3	-	-	X
Erie	Erie County Sheriff	X	X	X	X	14	5	X	X	X
Erie	Amherst Police	-	-	X	X	5	0	-	-	X
Erie	Buffalo Police	-	-	X	X	33	3	-	-	X
Erie	Cheektowaga Police	-	-	X	-	4	0	-	-	X
Erie	Tonawanda Police	-	-	X	-	4	0	-	-	X
Monroe	Monroe County Sheriff	X	X	X	X	8	0	-	-	X
Monroe	Rochester Police	X	X	X	X	46	4	X	-	X
Nassau	Nassau County Police	X	X	X	X	57	12	X	X	X
Nassau	Hempstead Police	-	-	-	-	8	0	-	-	-
New York City	New York City Police	X	X	X	X	2,448	206	X	X	X
Niagara	Niagara County Sheriff	-	X	X	X	0	5	X	X	X
Niagara	Niagara Falls Police	-	-	X	-	10	1	-	-	X
Onondaga	Onondaga County Sheriff	X	X	X	X	8	5	X	X	X
Onondaga	Syracuse Police	X	X	X	X	37	6	X	X	X
Oswego	Oswego County Sheriff	X	X	X	X	0	2	-	-	X
Rensselaer	Troy Police	-	-	X	-	3	0	-	-	-
Rockland	Clarkstown Police	-	-	X	-	0	2	-	-	X
Rockland	Ramapo Police	-	-	-	-	0	0	-	-	-
Schenectady	Schenectady Police	-	-	X	-	0	2	-	-	X
Suffolk	Suffolk County Police	X	X	X	X	120	11	X	X	X
Westchester	Westchester County Police	X	X	X	X	14	4	X	-	X
Westchester	Greenburgh Police	-	X	X	-	0	0	-	-	-
Westchester	Mt. Vernon Police	-	-	X	-	11	1	-	-	X
Westchester	New Rochelle Police	-	X	X	X	5	1	-	-	X
Westchester	White Plains Police	-	-	X	-	0	1	-	-	X
Westchester	Yonkers Police	-	X	X	-	24	2	-	X	X



Table 11a. - continued

County	Name of agency	Agencies with primary responsibility for special operations functions:				Officers assigned to drug enforcement:		Agencies with primary responsibility for investigative support functions		
		Bomb disposal	Search and rescue	SWAT*	Underwater recovery	Special unit	Task force	Ballistics testing	Crime lab services	Fingerprint processing
<b>NORTH CAROLINA</b>										
Alamance	Burlington Police	X	-	X	-	3	0	-	-	X
Buncombe	Buncombe County Sheriff	-	X	X	-	2	4	-	X	X
Buncombe	Asheville Police	-	-	X	X	0	4	-	X	X
Cabarrus	Cabarrus County Sheriff	X	-	-	-	0	1	-	-	X
Cumberland	Cumberland County Sheriff	-	X	X	X	12	2	-	-	X
Cumberland	Fayetteville Police	X	X	X	X	11	2	X	X	X
Durham	Durham Police	-	-	X	-	0	1	-	X	X
Forsyth	Winston-Salem Police	X	X	X	-	21	0	-	-	X
Gaston	Gaston County Police	X	-	X	-	7	0	-	-	X
Gaston	Gastonia Police	X	-	X	X	11	0	-	-	X
Guilford	Guilford County Sheriff	-	X	X	X	7	1	-	X	X
Guilford	Greensboro Police	X	-	X	X	19	1	-	X	X
Guilford	High Point Police	-	-	X	-	7	1	-	X	X
Mecklenburg	Charlotte-Mecklenburg Police	X	X	X	X	39	0	X	X	X
Nash	Rocky Mount Police	-	-	X	-	0	1	-	X	X
New Hanover	Wilmington Police	X	-	-	-	0	9	-	-	X
Pitt	Greenville Police	-	-	X	-	15	3	-	X	X
Wake	Wake County Sheriff	X	X	-	-	18	18	-	-	-
Wake	Raleigh Police	X	-	X	X	30	8	-	-	-
<b>OHIO</b>										
Butler	Butler County Sheriff	X	X	X	X	6	0	-	-	X
Butler	Hamilton Police	X	-	X	-	0	5	-	-	X
Cuyahoga	Cleveland Police	X	X	X	X	29	6	X	X	X
Cuyahoga	Euclid Police	-	-	X	-	4	1	-	-	X
Franklin	Franklin County Sheriff	X	X	X	X	15	0	-	-	X
Franklin	Columbus Police	-	X	X	X	54	13	X	X	X
Hamilton	Hamilton County Sheriff	X	X	X	X	21	0	-	X	X
Hamilton	Cincinnati Police	-	-	X	-	25	9	-	-	X
Lorain	Lorain Police	-	X	X	X	5	0	-	-	X
Lucas	Toledo Police	X	-	X	-	24	0	X	X	X
Mahoning	Youngstown Police	X	-	X	-	7	1	X	X	X
Montgomery	Dayton Police	X	-	X	X	23	1	-	-	X
Stark	Canton Police	-	-	X	-	12	3	-	-	-
Summit	Akron Police	-	-	X	-	32	2	-	X	-
<b>OKLAHOMA</b>										
Cleveland	Norman Police	X	-	X	X	9	0	X	X	X
Comanche	Lawton Police	X	X	X	X	7	0	-	-	X
Oklahoma	Oklahoma County Sheriff	X	X	X	-	6	4	X	X	X
Oklahoma	Oklahoma City Police	X	-	X	-	16	7	X	X	X
Tulsa	Tulsa County Sheriff	-	-	-	X	2	2	-	-	X
Tulsa	Tulsa Police	X	-	X	X	25	5	X	X	X
<b>OREGON</b>										
Clackamas	Clackamas County Sheriff	X	X	X	X	4	2	-	-	X
Lane	Lane County Sheriff	-	X	X	X	0	1	-	-	X
Lane	Eugene Police	X	-	X	-	0	4	-	X	X
Linn	Linn County Sheriff	-	X	-	X	0	1	-	-	X
Marion	Salem Police	X	-	X	-	4	44	-	X	X
Multnomah	Portland Police	X	-	X	-	33	4	-	-	X
Washington	Washington County Sheriff	-	X	X	-	3	3	-	X	X
<b>PENNSYLVANIA</b>										
Allegheny	Allegheny County Police	X	X	X	-	3	6	-	-	-
Allegheny	Pittsburgh Police	X	X	X	X	56	56	-	-	X
Berks	Reading Police	X	-	-	-	11	0	-	X	X
Dauphin	Harrisburg Police	-	-	-	-	6	0	-	-	X
Delaware	Upper Darby Township Police	-	X	X	-	0	2	-	-	X
Erie	Erie Police	X	-	X	-	3	4	-	-	X
Lancaster	Lancaster Police	-	-	X	-	9	3	-	-	X
Lehigh	Allentown Police	-	X	X	-	13	1	-	-	X
Montgomery	Lower Merion Township Police	-	X	X	-	1	1	-	-	X
Northampton	Bethlehem Police	-	-	X	-	6	0	-	-	X
Philadelphia	Philadelphia Police	X	X	X	X	271	20	X	X	X
<b>RHODE ISLAND</b>										
Kent	Warwick Police	X	X	X	X	4	1	-	-	X
Providence	Cranston Police	-	-	X	X	8	0	-	-	X
Providence	Pawtucket Police	-	-	X	-	9	1	-	-	-
Providence	Providence Police	-	-	X	-	20	2	-	-	X
Providence	Woonsocket Police	-	-	X	-	6	2	-	X	X

Table 11a. - continued

County	Name of agency	Agencies with primary responsibility for special operations functions:				Officers assigned to drug enforcement:		Agencies with primary responsibility for investigative support functions		
		Bomb disposal	Search and rescue	SWAT*	Underwater recovery	Special unit	Task force	Ballistics testing	Crime lab services	Fingerprint processing
<b>SOUTH CAROLINA</b>										
Anderson	Anderson County Sheriff	-	X	-	X	8	0	-	X	X
Beaufort	Beaufort County Sheriff	-	X	X	X	8	0	-	-	-
Charleston	Charleston County Sheriff	-	X	X	X	15	7	-	X	X
Charleston	Charleston Police	X	-	X	X	10	2	-	X	X
Greenville	Greenville County Sheriff	X	-	X	-	15	0	-	-	-
Greenville	Greenville Police	-	-	X	-	15	1	-	-	-
Horry	Horry County Police	-	X	X	X	10	0	-	X	X
Horry	Myrtle Beach Police	-	-	-	-	5	0	-	-	-
Richland	Richland County Sheriff	X	X	X	X	13	1	-	X	X
Richland	Columbia Police	-	-	X	-	11	0	-	-	X
Spartanburg	Spartanburg County Sheriff	X	-	-	X	14	0	-	X	X
Spartanburg	Spartanburg Police	-	-	X	-	7	1	-	-	-
<b>SOUTH DAKOTA</b>										
Minnehaha	Sioux Falls Police	X	-	X	-	7	7	-	X	-
<b>TENNESSEE</b>										
Davidson	Nashville Metropolitan Police	X	X	X	-	13	67	-	X	X
Hamilton	Hamilton County Sheriff	-	-	-	-	11	1	-	-	X
Hamilton	Chattanooga Police	X	-	X	-	0	4	-	-	X
Knox	Knox County Sheriff	X	X	X	X	13	0	-	-	X
Knox	Knoxville Police	X	-	X	-	13	4	-	X	-
Madison	Jackson Police	X	X	X	-	5	0	-	-	X
Montgomery	Clarksville Police	-	-	X	-	11	0	-	-	X
Rutherford	Murfreesboro Police	-	-	X	-	8	8	-	-	X
Shelby	Memphis Police	X	-	X	-	58	3	-	-	-
Sullivan	Sullivan County Sheriff	-	X	X	X	4	2	-	-	X
Washington	Johnson City Police	X	-	X	X	1	3	-	-	-
<b>TEXAS</b>										
Bell	Killeen Police	-	-	X	-	12	1	-	-	X
Bell	Temple Police	-	-	X	-	5	2	-	-	X
Bexar	Bexar County Sheriff	-	X	X	X	6	0	-	-	X
Bexar	San Antonio Police	X	-	X	-	84	10	X	X	X
Cameron	Brownsville Police	-	-	X	-	1	0	-	-	X
Cameron	Harlingen Police	-	-	-	-	8	1	X	X	X
Collin	Plano Police	X	X	X	-	5	0	-	X	X
Dallas	Carrollton Police	-	-	X	-	2	0	-	-	-
Dallas	Dallas Police	X	X	X	-	14	8	-	-	X
Dallas	Garland Police	X	X	X	-	10	2	-	X	X
Dallas	Grand Prairie Police	-	-	X	-	5	0	-	-	X
Dallas	Irving Police	-	-	X	-	8	3	-	-	X
Dallas	Mesquite Police	-	-	X	-	5	0	-	-	X
Dallas	Richardson Police	-	-	X	-	6	0	-	X	X
Denton	Denton Police	-	-	X	-	2	0	-	-	-
Ector	Odessa Police	X	-	X	-	---	---	-	X	X
El Paso	El Paso Police	X	-	X	-	22	18	-	X	X
Fort Bend	Fort Bend County Sheriff	-	X	-	-	0	10	-	X	X
Gregg	Longview Police	-	X	X	-	0	8	-	X	X
Harris	Harris County Sheriff	-	X	-	-	21	0	-	-	X
Harris	Baytown Police	X	-	X	X	6	5	-	-	X
Harris	Houston Police	X	X	X	X	232	40	X	X	X
Harris	Pasadena Police	-	-	X	-	7	7	X	X	X
Hidalgo	Hidalgo County Sheriff	-	-	X	-	4	4	-	X	X
Hidalgo	McAllen Police	X	-	X	-	0	5	-	-	X
Jefferson	Beaumont Police	-	-	X	-	21	4	-	-	X
Jefferson	Port Arthur Police	-	-	X	-	1	6	-	-	X
Lubbock	Lubbock Police	-	-	X	-	---	---	-	-	X
McLennan	Waco Police	-	-	X	-	13	0	-	-	X
Midland	Midland Police	X	-	X	-	5	2	-	-	X
Nueces	Corpus Christi Police	X	-	X	X	3	5	X	X	X
Potter	Amarillo Police	X	-	X	X	0	11	-	-	X
Smith	Tyler Police	-	X	X	-	3	1	-	-	X
Tarrant	Tarrant County Sheriff	-	-	-	-	3	0	-	-	-
Tarrant	Arlington Police	-	-	X	-	0	6	-	-	X
Tarrant	Fort Worth Police	-	-	X	-	20	11	X	X	X
Taylor	Abilene Police	X	X	X	-	12	0	-	X	X
Tom Green	San Angelo Police	-	X	X	-	4	4	-	-	X
Travis	Travis County Sheriff	-	-	X	X	0	3	-	-	X
Travis	Austin Police	X	-	X	-	49	3	X	X	X
Webb	Laredo Police	-	-	X	-	6	10	-	-	X
Wichita	Wichita Falls Police	-	X	X	-	6	6	-	-	-
Williamson	Williamson County Sheriff	-	-	-	X	2	4	-	-	X

**Table 11a. - continued**

County	Name of agency	Agencies with primary responsibility for special operations functions:				Officers assigned to drug enforcement:		Agencies with primary responsibility for investigative support functions		
		Bomb disposal	Search and rescue	SWAT*	Underwater recovery	Special unit	Task force	Ballistics testing	Crime lab services	Fingerprint processing
<b>UTAH</b>										
Salt Lake	Salt Lake City Police	X	-	X	-	11	5	-	X	X
Salt Lake	West Valley City Police	X	-	X	-	5	3	-	-	X
Weber	Ogden Police	-	-	X	-	0	7	-	-	-
<b>VIRGINIA</b>										
Alexandria(city)	Alexandria Police	-	X	X	-	19	5	-	-	X
Arlington	Arlington County Police	-	-	X	-	7	5	-	-	-
Chesapeake(city)	Chesapeake Police	-	X	X	X	15	1	-	-	-
Chesterfield	Chesterfield County Police	-	X	X	-	19	3	-	-	X
Danville(city)	Danville Police	-	-	X	-	5	2	-	-	X
Fairfax	Fairfax County Police	X	X	X	X	39	3	-	-	X
Hampton(city)	Hampton Police	-	X	X	X	0	2	-	X	X
Hanover	Hanover County Sheriff	-	X	X	X	6	1	-	-	X
Henrico	Henrico County Police	X	-	X	-	15	6	X	X	X
Loudoun	Loudoun County Sheriff	-	X	X	X	8	1	-	-	X
Lynchburg(city)	Lynchburg Police	-	-	X	-	15	1	-	X	-
Newport News(city)	Newport News Police	-	-	X	X	9	2	-	-	X
Norfolk(city)	Norfolk Police	-	X	X	X	44	1	-	X	X
Petersburg(city)	Petersburg Police	-	-	X	-	9	3	-	X	X
Portsmouth(city)	Portsmouth Police	-	X	X	X	10	1	-	X	X
Prince William	Prince William County Police	-	X	X	X	9	2	-	-	X
Richmond(city)	Richmond Police	X	-	X	X	61	2	-	X	X
Roanoke(city)	Roanoke Police	-	-	X	-	8	1	-	-	X
Suffolk(city)	Suffolk Police	-	X	-	X	7	1	-	-	X
Virginia Beach(city)	Virginia Beach Police	X	-	X	X	50	0	-	-	X
<b>WASHINGTON</b>										
Clark	Clark County Sheriff	X	X	X	-	0	4	-	-	X
Clark	Vancouver Police	-	-	X	-	0	3	-	-	-
King	King County Sheriff	X	X	X	X	11	1	-	-	X
King	Bellevue Police	X	-	X	-	0	6	-	-	X
King	Kent Police	-	X	X	-	4	1	-	-	X
King	Seattle Police	X	X	X	X	12	0	-	-	X
Pierce	Pierce County Sheriff	X	X	X	X	9	1	X	X	X
Pierce	Tacoma Police	X	-	X	-	17	2	-	-	X
Snohomish	Snohomish County Sheriff	X	X	X	X	0	8	-	-	X
Snohomish	Everett Police	-	-	X	-	6	0	-	-	X
Spokane	Spokane County Sheriff	X	X	X	X	9	2	-	-	X
Spokane	Spokane Police	X	-	X	-	18	2	-	-	X
Thurston	Thurston County Sheriff	-	X	X	X	0	2	-	-	X
Yakima	Yakima Police	-	-	X	-	0	4	-	-	X
<b>WEST VIRGINIA</b>										
Cabell	Huntington Police	-	-	X	-	4	1	-	-	X
Kanawha	Charleston Police	-	-	X	X	0	9	-	-	X
<b>WISCONSIN</b>										
Brown	Brown County Sheriff	-	X	X	-	0	5	-	-	X
Brown	Green Bay Police	-	-	X	-	1	2	-	-	X
Dane	Dane County Sheriff	X	X	X	X	0	7	-	-	X
Dane	Madison Police	-	-	X	-	0	24	-	-	-
Kenosha	Kenosha Police	X	X	X	X	0	4	-	X	-
Milwaukee	Milwaukee County Sheriff	X	-	X	-	14	3	-	-	X
Milwaukee	Milwaukee Police	X	-	X	X	65	3	-	-	X
Milwaukee	West Allis Police	-	-	X	-	9	2	-	-	X
Outgamie	Appleton Police	-	X	X	-	0	2	-	-	X
Racine	Racine Police	-	X	X	-	14	0	-	-	X
Waukesha	Waukesha County Sheriff	-	X	X	X	0	7	-	X	X

Note: Officers assigned to a special drug enforcement unit may have also been assigned to a drug task force. Special unit and task force totals exclude part-time officers.

Codes for agency functions are as follows:

"X"=Agency has primary responsibility for performing that function.

"-"=Agency does not have primary responsibility for performing that function.

\*Special Weapons and Tactics

---Data were not provided by an agency.

**Table 12a. Court-related functions and detention facilities of local law enforcement agencies, 1997**

County	Name of agency	Court-related functions			Detention facilities		Lockup characteristics			
		Execute arrest warrants	Provide court security	Serve civil process	Jail	Lockup	Adult facilities		Juvenile facilities	
							Total capacity	Maximum hold time	Total capacity	Maximum hold time
<b>ALABAMA</b>										
Etowah	Gadsden Police	X	-	-	-	-	-	-	-	-
Houston	Dothan Police	X	X	-	X	X	-	-	4	8
Jefferson	Jefferson County Sheriff	X	X	X	X	X	1,175	72	-	-
Jefferson	Bessemer Police	X	X	-	X	-	-	-	-	-
Jefferson	Birmingham Police	X	-	-	X	-	-	-	-	-
Jefferson	Hoover Police	X	X	-	X	-	-	-	-	-
Madison	Huntsville Police	X	-	-	X	-	-	-	-	-
Mobile	Mobile County Sheriff	X	-	X	X	-	-	-	-	-
Mobile	Mobile Police	X	-	-	-	-	-	-	-	-
Montgomery	Montgomery County Sheriff	X	X	X	X	-	-	-	-	-
Montgomery	Montgomery Police	X	X	-	X	-	-	-	-	-
Morgan	Decatur Police	X	X	-	X	-	-	-	-	-
Tuscaloosa	Tuscaloosa Police	X	-	-	-	-	-	-	-	-
<b>ALASKA</b>										
Anchorage	Anchorage Police	X	-	-	-	-	-	-	-	-
<b>ARIZONA</b>										
Maricopa	Maricopa County Sheriff	X	X	X	X	-	-	-	-	-
Maricopa	Chandler Police	X	-	-	-	X	22	8	15	2
Maricopa	Glendale Police	X	-	-	X	X	28	24	6	6
Maricopa	Mesa Police	X	-	-	-	X	35	72	-	-
Maricopa	Phoenix Police	X	-	X	-	X	16	2	16	2
Maricopa	Scottsdale Police	X	-	X	X	X	28	24	4	6
Maricopa	Tempe Police	X	-	-	X	X	25	72	4	24
Pima	Pima County Sheriff	X	X	X	X	-	-	-	-	-
Pima	Tucson Police	X	-	-	-	-	-	-	-	-
Pinal	Pinal County Sheriff	X	-	X	-	X	8	8	-	-
Yuma	Yuma Police	X	X	X	-	-	-	-	-	-
<b>ARKANSAS</b>										
Jefferson	Pine Bluff Police	X	-	X	-	-	-	-	-	-
Pulaski	Pulaski County Sheriff	X	-	X	X	X	80	6	-	-
Pulaski	Little Rock Police	X	X	-	-	-	-	-	-	-
Pulaski	North Little Rock Police	X	X	-	-	-	-	-	-	-
Sebastian	Fort Smith Police	X	-	-	-	-	-	-	-	-
<b>CALIFORNIA</b>										
Alameda	Alameda County Sheriff	X	X	X	X	X	1,131	12	-	-
Alameda	Alameda Police	X	-	-	-	-	-	-	-	-
Alameda	Berkeley Police	X	-	-	X	-	-	-	-	-
Alameda	Fremont Police	X	-	-	X	X	10	6	6	6
Alameda	Hayward Police	X	-	-	X	X	35	96	-	-
Alameda	Oakland Police	X	-	-	X	-	-	-	-	-
Contra Costa	Contra Costa County Sheriff	X	X	X	X	-	-	-	-	-
Contra Costa	Concord Police	X	-	-	-	-	-	-	-	-
Contra Costa	Richmond Police	X	-	-	-	X	18	24	2	6
El Dorado	El Dorado County Sheriff	X	X	X	X	-	-	-	-	-
Fresno	Fresno County Sheriff	X	X	X	X	-	-	-	-	-
Fresno	Fresno Police	X	-	-	-	X	12	3	3	3
Kern	Kern County Sheriff	X	X	X	X	X	28	96	-	-
Kern	Bakersfield Police	X	-	-	-	-	-	-	-	-
Los Angeles	Los Angeles County Sheriff	X	X	X	X	X	5,681	72	78	24
Los Angeles	Beverly Hills Police	X	-	-	X	X	27	48	3	6
Los Angeles	Burbank Police	X	-	-	X	X	64	48	-	-
Los Angeles	Compton Police	X	-	-	X	X	-	-	10	6
Los Angeles	Culver City Police	X	-	-	X	-	-	-	-	-
Los Angeles	Downey Police	X	-	-	-	-	-	-	-	-
Los Angeles	El Monte Police	X	-	-	X	X	22	48	4	5
Los Angeles	Glendale Police	X	-	-	X	X	5	3	6	6
Los Angeles	Inglewood Police	X	-	-	X	X	45	48	-	-
Los Angeles	Long Beach Police	X	-	-	X	X	6	48	1	6
Los Angeles	Los Angeles Police	X	-	-	X	X	1,328	48	-	-
Los Angeles	Pasadena Police	X	-	-	X	X	-	-	10	6
Los Angeles	Pomona Police	X	-	-	X	X	1	96	-	-
Los Angeles	Santa Monica Police	X	-	-	X	X	6	2	2	2
Los Angeles	Torrance Police	X	-	-	X	X	4	24	4	6
Los Angeles	West Covina Police	X	-	-	X	X	32	72	1	4
Los Angeles	Whittier Police	X	-	-	X	X	12	48	4	6
Marin	Marin County Sheriff	X	X	X	X	-	-	-	-	-
Monterey	Monterey County Sheriff	X	X	X	X	X	50	6	-	-
Monterey	Salinas Police	-	-	-	-	X	6	8	3	6
Orange	Orange County Sheriff-Coroner	-	-	-	X	-	-	-	-	-
Orange	Anaheim Police	X	-	-	-	X	144	96	-	-
Orange	Costa Mesa Police	X	-	-	X	X	32	36	5	6
Orange	Fullerton Police	X	-	-	X	X	0	-	2	24
Orange	Garden Grove Police	X	-	-	-	X	10	12	1	4
Orange	Huntington Beach Police	X	-	-	X	-	-	-	-	-

Table 12a.- continued

County	Name of agency	Court-related functions			Detention facilities		Lockup characteristics			
		Execute arrest warrants	Provide court security	Serve civil process	Jail	Lockup	Adult facilities		Juvenile facilities	
							Total capacity	Maximum hold time	Total capacity	Maximum hold time
<b>CALIFORNIA (cont.)</b>										
Orange	Irvine Police	X	-	-	-	X	38	24	38	6
Orange	Newport Beach Police	X	-	-	X	X	27	96	15	6
Orange	Orange Police	X	-	-	-	-	-	-	-	-
Orange	Santa Ana Police	X	-	-	X	X	-	-	16	6
Placer	Placer County Sheriff	X	X	X	X	X	10	72	-	-
Riverside	Riverside County Sheriff	X	X	X	X	-	-	-	-	-
Riverside	Corona Police	X	-	-	-	X	16	24	2	6
Riverside	Riverside Police	X	-	-	-	-	-	-	-	-
Sacramento	Sacramento County Sheriff	X	X	X	X	-	-	-	-	-
Sacramento	Sacramento Police	X	-	-	-	X	9	3	9	3
San Bernardino	San Bernardino County Sheriff	X	-	-	X	X	200	48	-	-
San Bernardino	Fontana Police	X	-	-	-	X	10	8	-	-
San Bernardino	Ontario Police	X	-	-	-	X	12	24	12	6
San Bernardino	Rialto Police	X	-	-	-	X	4	8	-	-
San Bernardino	San Bernardino Police	X	-	-	-	X	64	24	9	9
San Diego	San Diego County Sheriff	X	-	-	X	-	-	-	-	-
San Diego	Chula Vista Police	X	-	-	-	X	8	8	2	4
San Diego	El Cajon Police	X	-	-	-	X	6	4	-	-
San Diego	Escondido Police	-	-	-	-	X	10	6	2	6
San Diego	Oceanside Police	X	-	-	-	X	12	6	-	-
San Diego	San Diego Police	X	-	-	-	X	9	6	-	-
San Francisco	San Francisco Police	X	-	-	-	-	-	-	-	-
San Joaquin	San Joaquin County Sheriff	X	X	X	X	-	-	-	-	-
San Joaquin	Stockton Police	X	-	-	-	X	4	2	-	-
San Luis Obispo	San Luis Obispo County Sheriff	X	X	X	X	X	5	8	-	-
San Mateo	San Mateo County Sheriff	X	X	X	X	-	-	-	-	-
San Mateo	Daly City Police	X	-	-	-	-	-	-	-	-
San Mateo	San Mateo Police	X	-	-	-	X	1	6	1	6
Santa Barbara	Santa Barbara County Sheriff	X	X	X	X	X	9	4	-	-
Santa Barbara	Santa Barbara Police	X	-	-	-	X	2	6	2	6
Santa Clara	Santa Clara County Sheriff	X	X	X	-	-	-	-	-	-
Santa Clara	San Jose Police	X	-	-	X	X	48	6	21	6
Santa Clara	Santa Clara Police	X	-	-	-	X	6	6	2	6
Santa Clara	Sunnyvale Police	X	-	-	X	X	40	24	-	-
Santa Cruz	Santa Cruz County Sheriff	X	X	X	X	-	-	-	-	-
Shasta	Shasta County Sheriff	X	-	-	-	-	-	-	-	-
Solano	Vallejo Police	X	-	-	-	X	3	2	-	-
Sonoma	Sonoma County Sheriff-Coroner	X	X	X	X	-	-	-	-	-
Sonoma	Santa Rosa Police	X	-	-	-	X	7	4	-	-
Stanislaus	Stanislaus County Sheriff	X	X	X	X	-	-	-	-	-
Stanislaus	Modesto Police	X	-	-	-	-	-	-	-	-
Tulare	Tulare County Sheriff	X	X	X	X	X	32	72	-	-
Ventura	Ventura County Sheriff	X	X	X	X	X	34	24	-	-
Ventura	Simi Valley Police	X	-	-	-	X	40	24	4	6
Ventura	Ventura Police	X	-	-	-	X	3	3	3	2
<b>COLORADO</b>										
Adams	Adams County Sheriff	X	X	X	X	X	3	5	2	2
Adams	Westminster Police	X	X	-	-	X	6	24	3	4
Arapahoe	Aurora Police	X	-	-	X	X	80	72	-	-
Boulder	Boulder County Sheriff	X	X	X	X	X	10	8	-	-
Boulder	Boulder Police	X	X	-	-	-	-	-	-	-
Denver	Denver Police	X	-	-	-	-	-	-	-	-
Douglas	Douglas County Sheriff	X	X	X	X	-	-	-	-	-
El Paso	El Paso County Sheriff	X	X	X	X	-	-	-	-	-
El Paso	Colorado Springs Police	X	X	-	-	X	13	2	13	2
Jefferson	Jefferson County Sheriff	X	X	X	X	-	-	-	-	-
Jefferson	Arvada Police	X	X	-	-	X	10	4	10	4
Jefferson	Lakewood Police	X	-	-	-	X	6	2	3	2
Larimer	Larimer County Sheriff	X	X	X	X	-	-	-	-	-
Larimer	Fort Collins Police	X	-	-	-	X	4	2	4	6
Pueblo	Pueblo Police	X	X	-	-	X	8	2	-	-
<b>CONNECTICUT</b>										
Fairfield	Bridgeport Police	X	-	-	-	X	33	24	3	2
Fairfield	Danbury Police	X	-	-	X	X	8	72	1	16
Fairfield	Greenwich Police	X	-	-	X	X	2	8	-	-
Fairfield	Norwalk Police	X	-	-	-	X	14	72	1	8
Fairfield	Stamford Police	X	-	-	-	-	-	-	-	-
Hartford	Bristol Police	X	-	-	-	X	11	72	1	6
Hartford	East Hartford Police	X	-	-	X	X	10	48	3	6
Hartford	Hartford Police	X	-	-	-	X	40	4	-	-
Hartford	Manchester Police	X	-	-	-	X	16	72	2	6
Hartford	New Britain Police	X	-	-	X	X	60	72	-	-
New Haven	Meriden Police	X	-	-	-	X	14	48	1	6
New Haven	Milford Police	X	-	-	X	X	1	48	-	-
New Haven	New Haven Police	X	-	-	-	-	-	-	-	-
New Haven	Waterbury Police	X	-	-	X	X	48	72	6	6
New Haven	West Haven Police	X	-	-	-	X	7	48	-	-

Table 12a.- continued

County	Name of agency	Court-related functions			Detention facilities		Lockup characteristics			
		Execute arrest warrants	Provide court security	Serve civil process	Jail	Lockup	Adult facilities		Juvenile facilities	
							Total capacity	Maximum hold time	Total capacity	Maximum hold time
<b>DELAWARE</b>										
New Castle	New Castle County Police	X	-	-	-	X	16	24	4	6
New Castle	Wilmington Police	X	-	-	-	X	18	48	4	4
<b>DISTRICT OF COLUMBIA</b>										
Washington, DC	Washington Metropolitan Police	X	-	X	-	X	222	3	10	3
<b>FLORIDA</b>										
Alachua	Alachua County Sheriff	X	X	X	-	-	-	-	-	-
Alachua	Gainesville Police	-	-	-	-	-	-	-	-	-
Bay	Bay County Sheriff	X	X	X	-	-	-	-	-	-
Brevard	Brevard County Sheriff	X	X	X	X	X	24	8	-	-
Brevard	Melbourne Police	-	-	-	-	X	8	6	-	-
Brevard	Palm Bay Police	X	-	-	-	X	5	8	-	-
Broward	Broward County Sheriff	X	X	X	X	X	96	72	26	72
Broward	Coral Springs Police	X	-	-	-	X	16	6	2	3
Broward	Davie Police	X	-	-	-	X	8	12	4	6
Broward	Fort Lauderdale Police	-	-	-	X	X	16	6	-	-
Broward	Hollywood Police	X	-	-	X	-	-	-	-	-
Broward	Margate Police	-	-	-	-	X	6	6	2	6
Broward	Miramar Police	X	-	-	-	X	4	6	4	6
Broward	Pembroke Pines Police	X	-	-	-	X	15	4	-	-
Broward	Plantation Police	X	-	-	-	X	4	2	1	2
Broward	Pompano Beach Police	X	-	-	-	X	37	4	4	6
Broward	Sunrise Police	X	-	-	-	X	8	6	-	-
Charlotte	Charlotte County Sheriff	X	X	X	X	-	-	-	-	-
Citrus	Citrus County Sheriff	X	X	X	-	-	-	-	-	-
Clay	Clay County Sheriff	X	X	X	X	-	-	-	-	-
Collier	Collier County Sheriff	X	X	X	X	-	-	-	-	-
Dade	Metro-Dade Police	X	X	X	-	X	3	6	3	6
Dade	Coral Gables Police	-	-	-	-	X	2	6	2	6
Dade	Hialeah Police	X	-	-	-	X	-	-	10	6
Dade	Miami Police	-	-	-	-	X	32	6	8	6
Dade	Miami Beach Police	X	-	-	-	X	6	6	6	6
Duval	Jacksonville Sheriff	X	-	X	X	-	-	-	-	-
Escambia	Escambia County Sheriff	X	X	X	X	X	7	6	7	6
Escambia	Pensacola Police	X	-	-	-	-	-	-	-	-
Hernando	Hernando County Sheriff	X	X	X	-	-	-	-	-	-
Hillsborough	Hillsborough County Sheriff	X	X	X	X	-	-	-	-	-
Hillsborough	Tampa Police	X	-	-	-	-	-	-	-	-
Indian River	Indian River County Sheriff	X	X	X	X	-	-	-	-	-
Lake	Lake County Sheriff	X	X	X	X	X	6	6	-	-
Lee	Lee County Sheriff	X	X	X	X	-	-	-	-	-
Lee	Cape Coral Police	-	-	-	-	X	8	4	3	6
Lee	Fort Myers Police	-	-	-	-	X	8	6	8	6
Leon	Leon County Sheriff	X	X	X	X	-	-	-	-	-
Leon	Tallahassee Police	X	-	-	-	-	-	-	-	-
Manatee	Manatee County Sheriff	X	X	X	X	-	-	-	-	-
Marion	Marion County Sheriff	X	X	X	X	-	-	-	-	-
Marion	Ocala Police	X	-	-	-	-	-	-	-	-
Martin	Martin County Sheriff	X	X	X	X	-	-	-	-	-
Monroe	Monroe County Sheriff	X	X	X	X	-	-	-	-	-
Okaloosa	Okaloosa County Sheriff	X	X	X	-	X	24	8	6	6
Orange	Orange County Sheriff	X	X	X	-	X	100	8	14	8
Orange	Orlando Police	-	-	-	-	X	12	8	-	-
Osceola	Osceola County Sheriff	X	X	X	-	-	-	-	-	-
Palm Beach	Palm Beach County Sheriff	X	X	X	X	-	-	-	-	-
Palm Beach	Boca Raton Police	-	-	-	-	X	6	8	3	6
Palm Beach	Boynton Beach Police	X	-	-	-	X	4	24	-	-
Palm Beach	Delray Beach Police	X	-	-	-	-	-	-	-	-
Palm Beach	West Palm Beach Police	X	-	-	-	X	5	3	5	3
Pasco	Pasco County Sheriff	X	X	X	X	-	-	-	-	-
Pinellas	Pinellas County Sheriff	X	X	X	X	-	-	-	-	-
Pinellas	Clearwater Police	-	-	-	-	X	7	2	2	2
Pinellas	Largo Police	X	-	-	-	X	3	4	1	4
Pinellas	St. Petersburg Police	X	-	-	-	-	-	-	-	-
Polk	Polk County Sheriff	X	X	X	X	X	205	8	20	8
Polk	Lakeland Police	X	-	-	-	X	10	6	6	6
St. John	St. John County Sheriff	X	X	X	X	-	-	-	-	-
St. Lucie	St. Lucie County Sheriff	X	X	-	X	-	-	-	-	-
St. Lucie	Fort Pierce Police	X	-	-	-	X	12	2	-	-
St. Lucie	Port St. Lucie Police	X	-	-	-	-	-	-	-	-
Santa Rosa	Santa Rosa County Sheriff	X	X	X	X	X	6	2	6	2
Sarasota	Sarasota County Sheriff	X	X	X	X	X	36	8	-	-
Sarasota	Sarasota Police	X	-	-	-	-	-	-	-	-
Seminole	Seminole County Sheriff	X	X	X	X	-	-	-	-	-
Volusia	Volusia County Sheriff	X	X	X	-	X	230	8	230	8
Volusia	Daytona Beach Police	X	-	-	-	-	-	-	-	-

Table 12a.- continued

County	Name of agency	Court-related functions			Detention facilities		Lockup characteristics			
		Execute arrest warrants	Provide court security	Serve civil process	Jail	Lockup	Adult facilities		Juvenile facilities	
							Total capacity	Maximum hold time	Total capacity	Maximum hold time
<b>GEORGIA</b>										
Bibb	Bibb County Sheriff	X	X	X	X	-	-	-	-	-
Bibb	Macon Police	X	-	-	-	X	26	6	-	-
Chatham	Chatham County Police	-	-	-	-	X	6	23	-	-
Chatham	Savannah Police	X	-	-	-	-	-	-	-	-
Cherokee	Cherokee County Sheriff	X	X	X	X	X	25	8	-	-
Clarke	Athens-Clarke County Police	X	-	-	-	-	-	-	-	-
Clayton	Clayton County Police	-	-	-	-	-	-	-	-	-
Cobb	Cobb County Police	-	-	-	-	X	8	2	8	2
Cobb	Cobb County Sheriff	X	X	X	X	X	230	4	8	4
Cobb	Marietta Police	X	-	-	-	-	-	-	-	-
Columbia	Columbia County Sheriff	X	X	X	X	X	4	2	4	2
De Kalb	De Kalb County Police	X	-	-	-	X	10	2	-	-
Dougherty	Albany Police	X	X	-	-	-	-	-	-	-
Douglas	Douglas County Sheriff	X	X	X	X	-	-	-	-	-
Fulton	Fulton County Police	X	-	-	-	X	4	2	-	-
Fulton	Atlanta Police	X	-	-	-	-	-	-	-	-
Fulton	East Point Police	X	X	-	X	-	-	-	-	-
Gwinnett	Gwinnett County Police	X	-	-	-	-	-	-	-	-
Hall	Hall County Sheriff	X	X	X	X	-	-	-	-	-
Muscogee	Columbus Police	X	-	-	-	-	-	-	-	-
Richmond	Augusta-Richmond Co. Sheriff	-	X	X	X	-	-	-	-	-
<b>HAWAII</b>										
Hawaii	Hawaii County Police	X	-	-	-	X	24	48	-	-
Honolulu	Honolulu Police	X	-	-	-	X	90	48	11	6
Kauai	Kauai County Police	X	-	X	-	X	2	4	-	-
Maui	Maui County Police	X	-	-	-	X	21	48	1	12
<b>IDAHO</b>										
Ada	Ada County Sheriff	X	X	X	X	-	-	-	-	-
Ada	Boise Police	-	-	-	-	-	-	-	-	-
<b>ILLINOIS</b>										
Champaign	Champaign Police	X	-	-	-	-	-	-	-	-
Cook	Cook County Sheriff	X	X	X	X	-	-	-	-	-
Cook	Arlington Heights Police	X	-	-	-	X	21	72	2	6
Cook	Chicago Police	X	-	-	-	X	4,300	24	350	6
Cook	Cicero Police	X	-	-	-	X	24	48	8	6
Cook	Evanston Police	X	-	-	-	X	14	72	4	6
Cook	Oak Lawn Police	X	-	-	-	X	13	72	4	6
Cook	Oak Park Police	X	-	-	-	-	-	-	-	-
Cook	Schaumburg Police	X	-	-	-	X	13	48	2	6
Cook	Skokie Police	X	-	-	-	X	6	72	-	-
Du Page	Naperville Police	X	-	-	X	X	25	24	6	6
Kane	Aurora Police	X	-	-	X	X	40	72	8	6
Kane	Elgin Police	X	-	-	X	X	50	72	2	6
Lake	Lake County Sheriff	X	X	X	X	-	-	-	-	-
Lake	Waukegan Police	X	-	X	-	X	25	24	5	6
Macon	Decatur Police	X	-	-	-	-	-	-	-	-
Peoria	Peoria Police	X	-	-	-	X	3	6	3	6
Sangamon	Springfield Police	X	-	-	-	-	-	-	-	-
Will	Will County Sheriff	X	X	X	X	-	-	-	-	-
Will	Joliet Police	X	-	-	-	-	-	-	-	-
Winnebago	Winnebago County Sheriff	X	X	X	X	-	-	-	-	-
Winnebago	Rockford Police	X	-	-	-	X	12	6	-	-
<b>INDIANA</b>										
Allen	Fort Wayne Police	-	-	-	-	-	-	-	-	-
Delaware	Muncie Police	X	-	-	-	X	4	8	4	6
Elkhart	Elkhart Police	X	X	X	X	-	-	-	-	-
Howard	Kokomo Police	X	-	X	-	-	-	-	-	-
Lake	Lake County Sheriff	X	X	X	X	-	-	-	-	-
Lake	East Chicago Police	X	X	-	X	X	30	72	6	2
Lake	Gary Police	X	X	-	X	X	20	2	-	-
Lake	Hammond Police	X	X	-	X	X	30	72	12	4
Madison	Anderson Police	X	X	-	-	-	-	-	-	-
Marion	Marion County Sheriff	X	X	X	X	X	281	72	-	-
Marion	Indianapolis Police	X	-	-	-	-	-	-	-	-
St. Joseph	South Bend Police	-	-	-	-	-	-	-	-	-
Vanderburgh	Vanderburgh County Sheriff	X	X	X	X	-	-	-	-	-
Vanderburgh	Evansville Police	X	-	-	-	-	-	-	-	-
Vigo	Terre Haute Police	X	X	-	-	-	-	-	-	-

**Table 12a.- continued**

County	Name of agency	Court-related functions					Lockup characteristics			
		Execute arrest warrants	Provide court security	Serve civil process	Detention facilities		Adult facilities		Juvenile facilities	
					Jail	Lockup	Total capacity	Maximum hold time	Total capacity	Maximum hold time
<b>IOWA</b>										
Black Hawk	Waterloo Police	X	-	-	-	-	-	-	-	-
Linn	Cedar Rapids Police	X	-	-	-	-	-	-	-	-
Polk	Des Moines Police	X	-	-	X	X	35	24	-	-
Scott	Davenport Police	X	-	-	-	X	16	24	10	6
Woodbury	Sioux City Police	X	-	-	-	-	-	-	-	-
<b>KANSAS</b>										
Douglas	Lawrence Police	X	-	-	-	-	-	-	-	-
Johnson	Johnson County Sheriff	X	X	X	X	-	-	-	-	-
Johnson	Olathe Police	X	-	-	-	X	11	6	-	-
Johnson	Overland Park Police	X	-	-	-	X	2	6	-	-
Sedgwick	Sedgwick County Sheriff	X	X	X	X	-	-	-	-	-
Sedgwick	Wichita Police	-	-	-	-	-	-	-	-	-
Shawnee	Shawnee County Sheriff	X	X	X	-	-	-	-	-	-
Shawnee	Topeka Police	X	-	-	-	-	-	-	-	-
Wyandotte	Kansas City Police	X	-	-	-	-	-	-	-	-
<b>KENTUCKY</b>										
Fayette	Lexington-Fayette County Police	-	-	-	-	-	-	-	-	-
Jefferson	Jefferson County Police	X	-	-	-	X	3	2	3	2
Jefferson	Jefferson County Sheriff	X	X	X	-	-	-	-	-	-
Jefferson	Louisville Police	X	-	-	-	-	-	-	-	-
Kenton	Covington Police	X	-	-	-	-	-	-	-	-
<b>LOUISIANA</b>										
Ascension	Ascension Parish Sheriff	X	X	X	X	-	-	-	-	-
Bossier	Bossier Police	X	-	-	X	-	-	-	-	-
Caddo	Caddo Parish Sheriff	X	X	X	X	X	66	8	-	-
Caddo	Shreveport Police	X	-	-	X	X	16	12	-	-
Calcasieu	Calcasieu Parish Sheriff	X	X	X	X	X	4	4	-	-
Calcasieu	Lake Charles Police	X	-	-	X	X	3	4	-	-
E. Baton Rouge	E. Baton Rouge Parish Sheriff	X	X	X	X	X	1,594	48	-	-
E. Baton Rouge	Baton Rouge Police	X	-	-	-	X	10	72	-	-
Jefferson	Kenner Police	X	X	-	X	-	-	-	-	-
Lafayette	Lafayette Parish Sheriff	X	X	X	X	-	-	-	-	-
Lafourche	Lafourche Parish Sheriff	X	X	X	X	-	-	-	-	-
Orleans	New Orleans Police	X	X	-	-	-	-	-	-	-
Ouachita	Ouachita Parish Sheriff	X	X	X	X	-	-	-	-	-
Ouachita	Monroe Police	X	-	-	X	-	-	-	-	-
Rapides	Alexandria Police	X	-	-	-	-	-	-	-	-
St. Bernard	St. Bernard Parish Sheriff	X	X	X	X	-	-	-	-	-
St. Charles	St. Charles Parish Sheriff	X	X	X	X	X	-	-	2	24
St. John the Baptist	St. John the Baptist Sheriff	X	X	X	X	-	-	-	-	-
St. Landry	St. Landry Parish Sheriff	X	X	X	X	-	-	-	-	-
St. Tammany	St. Tammany Parish Sheriff	X	X	X	X	-	-	-	-	-
Terrebonne	Terrebonne Parish Sheriff	X	X	X	X	-	-	-	-	-
<b>MARYLAND</b>										
Anne Arundel	Anne Arundel County Police	X	-	-	-	X	34	6	16	6
Anne Arundel	Annapolis Police	X	-	-	-	X	14	24	2	6
Baltimore(city)	Baltimore Police	X	-	-	-	X	-	-	16	6
Baltimore	Baltimore County Police	X	-	-	-	X	66	48	4	6
Charles	Charles County Sheriff	-	-	-	-	X	-	-	2	6
Harford	Harford County Sheriff	X	X	X	X	-	-	-	-	-
Howard	Howard County Police	X	-	-	-	X	46	12	6	6
Montgomery	Montgomery County Police	X	-	-	-	X	17	24	7	6
Prince George's	Prince George's County Police	-	-	-	-	X	92	2	52	2
<b>MASSACHUSETTS</b>										
Bristol	Fall River Police	X	-	-	-	X	26	24	4	8
Bristol	New Bedford Police	X	-	-	-	X	30	24	-	-
Essex	Lawrence Police	X	-	-	-	X	22	80	-	-
Essex	Lynn Police	X	-	-	-	-	-	-	-	-
Hampden	Chicopee Police	X	-	-	X	-	-	-	-	-
Hampden	Holyoke Police	X	-	-	-	X	29	72	-	-
Hampden	Springfield Police	X	-	-	-	X	76	48	-	-
Middlesex	Cambridge Police	X	-	-	-	-	-	-	-	-
Middlesex	Framingham Police	X	-	-	-	X	18	72	2	8
Middlesex	Lowell Police	X	-	-	-	X	23	72	12	6
Middlesex	Malden Police	X	-	-	-	X	8	72	3	72
Middlesex	Medford Police	X	-	-	-	X	11	88	1	8
Middlesex	Newton Police	X	-	-	-	X	4	96	2	6
Middlesex	Somerville Police	X	-	-	X	X	14	12	1	4
Middlesex	Waltham Police	X	-	-	-	X	10	24	3	4



Table 12a.- continued

County	Name of agency	Court-related functions			Detention facilities		Lockup characteristics			
		Execute arrest warrants	Provide court security	Serve civil process	Jail	Lockup	Adult facilities		Juvenile facilities	
							Total capacity	Maximum hold time	Total capacity	Maximum hold time
<b>MASSACHUSETTS (cont.)</b>										
Norfolk	Brookline Police	X	-	-	-	X	10	36	2	1
Norfolk	Quincy Police	X	-	X	-	X	12	66	5	6
Plymouth	Brockton Police	X	-	-	X	X	24	72	3	6
Suffolk	Boston Police	X	-	-	-	-	-	-	-	-
Suffolk	Revere Police	X	-	-	-	X	8	65	-	-
Worcester	Worcester Police	X	-	-	-	X	30	72	8	8
<b>MICHIGAN</b>										
Calhoun	Battle Creek Police	X	-	-	-	-	-	-	-	-
Genesee	Flint Police	X	X	-	-	X	6	6	2	6
Ingham	Lansing Police	X	X	-	X	X	30	48	2	24
Kalamazoo	Kalamazoo Police	X	X	-	X	X	50	72	-	-
Kent	Kent County Sheriff	X	X	X	X	-	-	-	-	-
Kent	Grand Rapids Police	X	-	-	-	-	-	-	-	-
Macomb	Macomb County Sheriff	X	X	X	X	-	-	-	-	-
Macomb	Sterling Heights Police	X	-	-	X	-	-	-	-	-
Macomb	Warren Police	X	-	-	X	X	-	-	3	6
Oakland	Oakland County Sheriff	X	X	X	X	-	-	-	-	-
Oakland	Farmington Hills Police	X	-	-	-	X	15	72	15	6
Oakland	Pontiac Police	X	-	-	-	X	20	24	-	-
Oakland	Southfield Police	-	-	-	-	X	-	-	2	6
Oakland	Troy Police	X	X	-	X	X	25	72	-	-
Saginaw	Saginaw Police	X	-	-	-	-	-	-	-	-
Washtenaw	Washtenaw County Sheriff	X	X	X	X	-	-	-	-	-
Washtenaw	Ann Arbor Police	X	-	-	-	X	12	12	-	-
Wayne	Wayne County Sheriff	X	X	X	X	X	25	48	2	24
Wayne	Dearborn Police	X	-	-	X	-	-	-	-	-
Wayne	Detroit Police	X	X	-	X	X	402	72	67	6
Wayne	Livonia Police	X	-	-	X	X	-	-	2	6
Wayne	Taylor Police	X	-	-	-	X	24	72	2	4
Wayne	Westland Police	X	-	-	X	X	10	72	4	6
<b>MINNESOTA</b>										
Hennepin	Bloomington Police	X	-	-	-	X	5	48	5	4
Hennepin	Minneapolis Police	X	-	-	-	X	-	-	6	6
Ramsey	Ramsey County Sheriff	X	X	X	X	X	15	4	-	-
Ramsey	St. Paul Police	X	-	-	-	X	4	1	2	1
St. Louis	Duluth Police	-	-	-	-	-	-	-	-	-
<b>MISSISSIPPI</b>										
Forrest	Hattiesburg Police	X	X	-	-	-	-	-	-	-
Harrison	Biloxi Police	X	X	-	-	X	12	6	-	-
Harrison	Gulfport Police	X	-	-	-	-	-	-	-	-
Hinds	Jackson Police	X	X	-	-	X	58	2	25	2
Jackson	Jackson County Sheriff	X	X	X	X	-	-	-	-	-
<b>MISSOURI</b>										
Boone	Columbia Police	X	X	-	-	X	3	3	-	-
Buchanan	St. Joseph Police	X	-	-	-	X	8	36	10	4
Greene	Springfield Police	X	-	-	-	X	26	24	-	-
Jackson	Independence Police	X	-	-	X	-	-	-	-	-
Jackson	Kansas City Police	X	-	-	X	X	228	36	12	6
Jefferson	Jefferson County Sheriff	X	X	X	X	X	4	24	-	-
St. Charles	St. Charles County Sheriff	X	X	X	-	-	-	-	-	-
St. Louis(city)	St. Louis Police	X	-	-	-	X	220	20	-	-
St. Louis	St. Louis County Police	X	X	-	-	X	48	2	-	-
<b>MONTANA</b>										
Yellowstone	Billings Police	X	X	-	-	-	-	-	-	-
<b>NEBRASKA</b>										
Douglas	Omaha Police	X	-	-	X	X	78	24	-	-
Lancaster	Lincoln Police	X	-	-	-	-	-	-	-	-
<b>NEVADA</b>										
Clark	Las Vegas Metropolitan Police	X	-	-	X	X	11	20	11	20
Clark	North Las Vegas Police	-	-	-	-	-	-	-	-	-
Nye	Nye County Sheriff	X	X	X	X	-	-	-	-	-
Washoe	Washoe County Sheriff	X	X	X	X	X	2	4	-	-
Washoe	Reno Police	X	-	-	-	-	-	-	-	-

Table 12a.- continued

County	Name of agency	Court-related functions			Detention facilities		Lockup characteristics			
		Execute arrest warrants	Provide court security	Serve civil process	Jail	Lockup	Adult facilities		Juvenile facilities	
							Total capacity	Maximum hold time	Total capacity	Maximum hold time
<b>NEW HAMPSHIRE</b>										
Hillsborough	Manchester Police	X	X	-	-	X	40	48	4	6
Hillsborough	Nashua Police	X	-	-	-	-	-	-	-	-
<b>NEW JERSEY</b>										
Atlantic	Atlantic City Police	X	X	-	-	X	28	6	3	4
Camden	Camden Police	X	X	-	-	X	2	6	2	6
Camden	Cherry Hill Police	X	X	-	X	X	9	4	1	4
Essex	Bloomfield Police	X	X	-	-	X	9	24	-	-
Essex	East Orange Police	X	X	-	X	X	8	24	-	-
Essex	Irvington Police	X	X	-	-	X	11	72	4	6
Essex	Newark Police	X	X	-	X	X	116	48	15	6
Essex	West Orange Police	X	X	-	X	X	3	8	3	8
Hudson	Hudson County Sheriff	X	X	X	-	-	-	-	-	-
Hudson	Bayonne Police	X	X	-	-	X	15	24	5	6
Hudson	Hoboken Police	X	X	X	-	X	2	6	2	2
Hudson	Jersey City Police	X	-	-	-	-	-	-	-	-
Hudson	North Bergen Police	X	X	-	X	X	10	8	-	-
Hudson	Union City Police	X	X	-	X	X	5	2	3	5
Hudson	West New York Police	X	X	-	-	X	10	24	2	3
Mercer	Hamilton Police	X	X	-	-	-	-	-	-	-
Mercer	Trenton Police	X	X	-	-	X	32	48	2	2
Middlesex	Edison Police	X	X	-	-	X	12	4	-	-
Middlesex	New Brunswick Police	X	X	-	-	X	12	2	-	-
Middlesex	Perth Amboy Police	X	X	-	X	X	10	24	3	4
Middlesex	Woodbridge Police	X	X	-	-	X	12	24	-	-
Monmouth	Long Branch Police	X	X	-	X	X	6	24	-	-
Morris	Parsippany Police	X	-	-	X	X	4	24	-	-
Ocean	Brick Township Police	X	-	-	X	X	4	24	2	4
Ocean	Dover Township Police	X	-	-	-	X	18	24	4	1
Passaic	Passaic County Sheriff	X	X	X	X	-	-	-	-	-
Passaic	Clifton Police	X	-	-	X	X	12	72	2	8
Passaic	Passaic Police	X	X	-	-	X	8	24	-	-
Passaic	Wayne Police	X	X	-	X	X	5	24	-	-
Union	Union County Sheriff	X	X	-	-	X	20	2	10	2
Union	Elizabeth Police	X	X	-	X	-	-	-	-	-
Union	Linden Police	X	X	-	-	X	10	96	-	-
Union	Plainfield Police	X	X	-	X	X	17	48	1	4
Union	Union Police	X	-	-	-	X	9	24	-	-
<b>NEW MEXICO</b>										
Bernalillo	Bernalillo County Sheriff	X	X	X	-	-	-	-	-	-
Bernalillo	Albuquerque Police	-	-	-	-	-	-	-	-	-
Dona Ana	Las Cruces Police	X	-	-	-	X	12	8	6	8
Santa Fe	Santa Fe Police	X	-	-	-	-	-	-	-	-
<b>NEW YORK</b>										
Albany	Albany Police	X	X	-	X	X	40	24	-	-
Albany	Colonie Police	X	X	-	-	X	16	8	-	-
Broome	Binghamton Police	X	X	-	X	X	26	48	-	-
Dutchess	Dutchess County Sheriff	X	-	X	X	X	5	24	1	24
Erie	Erie County Sheriff	X	X	X	-	-	-	-	-	-
Erie	Amherst Police	X	-	-	-	X	14	24	2	4
Erie	Buffalo Police	X	X	-	X	X	42	72	-	-
Erie	Cheektowaga Police	X	X	-	-	-	-	-	-	-
Erie	Tonawanda Police	X	X	-	-	X	14	72	-	-
Monroe	Monroe County Sheriff	X	X	X	X	X	80	24	-	-
Monroe	Rochester Police	X	-	-	-	-	-	-	-	-
Nassau	Nassau County Police	X	-	-	-	X	88	20	-	-
Nassau	Hempstead Police	-	-	-	-	-	-	-	-	-
New York City	New York City Police	X	-	-	-	X	928	24	-	-
Niagara	Niagara County Sheriff	X	X	X	X	-	-	-	-	-
Niagara	Niagara Falls Police	X	X	-	X	X	20	72	-	-
Onondaga	Onondaga County Sheriff	X	X	X	X	X	616	24	-	-
Onondaga	Syracuse Police	X	-	-	-	X	5	24	2	8
Oswego	Oswego County Sheriff	X	X	X	X	-	-	-	-	-
Rensselaer	Troy Police	X	X	-	-	X	23	24	-	-
Rockland	Clarkstown Police	X	-	-	-	X	16	72	-	-
Rockland	Ramapo Police	X	-	-	-	X	4	24	-	-
Schenectady	Schenectady Police	X	-	-	-	X	30	24	-	-
Suffolk	Suffolk County Police	X	-	-	-	X	70	24	-	-
Westchester	Westchester County Police	X	-	X	-	X	5	24	-	-
Westchester	Greenburgh Police	X	-	-	-	X	6	4	-	-
Westchester	Mt. Vernon Police	X	-	-	X	X	31	24	-	-
Westchester	New Rochelle Police	X	-	-	X	X	18	72	-	-
Westchester	White Plains Police	X	-	-	X	X	44	72	-	-
Westchester	Yonkers Police	X	-	-	X	X	8	2	4	2

Table 12a.- continued

County	Name of agency	Court-related functions			Detention facilities		Lockup characteristics			
		Execute arrest warrants	Provide court security	Serve civil process	Jail	Lockup	Adult facilities		Juvenile facilities	
							Total capacity	Maximum hold time	Total capacity	Maximum hold time
<b>NORTH CAROLINA</b>										
Alamance	Burlington Police	X	-	-	-	-	-	-	-	-
Buncombe	Buncombe County Sheriff	X	X	X	X	-	-	-	-	-
Buncombe	Asheville Police	X	-	-	-	-	-	-	-	-
Cabarrus	Cabarrus County Sheriff	X	X	X	X	-	-	-	-	-
Cumberland	Cumberland County Sheriff	X	X	X	X	-	-	-	-	-
Cumberland	Fayetteville Police	X	-	X	-	-	-	-	-	-
Durham	Durham Police	X	-	-	-	-	-	-	-	-
Forsyth	Winston-Salem Police	X	-	-	-	-	-	-	-	-
Gaston	Gaston County Police	X	-	-	-	-	-	-	-	-
Gaston	Gastonia Police	X	-	-	-	-	-	-	-	-
Guilford	Guilford County Sheriff	X	X	X	X	-	-	-	-	-
Guilford	Greensboro Police	X	-	-	-	-	-	-	-	-
Guilford	High Point Police	X	-	-	-	-	-	-	-	-
Mecklenburg	Charlotte-Mecklenburg Police	X	-	-	-	-	-	-	-	-
Nash	Rocky Mount Police	X	X	-	-	X	13	24	-	-
New Hanover	Wilmington Police	X	-	-	-	-	-	-	-	-
Pitt	Greenville Police	X	-	-	-	-	-	-	-	-
Wake	Wake County Sheriff	X	X	X	X	-	-	-	-	-
Wake	Raleigh Police	X	-	-	-	-	-	-	-	-
<b>OHIO</b>										
Butler	Butler County Sheriff	X	X	X	X	-	-	-	-	-
Butler	Hamilton Police	X	X	-	X	X	12	8	-	-
Cuyahoga	Cleveland Police	X	-	-	X	-	-	-	-	-
Cuyahoga	Euclid Police	X	X	X	X	X	-	-	4	4
Franklin	Franklin County Sheriff	X	X	X	X	-	-	-	-	-
Franklin	Columbus Police	X	-	-	-	-	-	-	-	-
Hamilton	Hamilton County Sheriff	X	X	X	X	X	4	8	-	-
Hamilton	Cincinnati Police	X	-	-	-	-	-	-	-	-
Lorain	Lorain Police	X	X	-	X	-	-	-	-	-
Lucas	Toledo Police	X	-	-	-	-	-	-	-	-
Mahoning	Youngstown Police	X	-	X	-	X	50	8	-	-
Montgomery	Dayton Police	X	X	-	-	-	-	-	-	-
Stark	Canton Police	X	-	-	-	X	25	8	-	-
Summit	Akron Police	X	X	-	-	-	-	-	-	-
<b>OKLAHOMA</b>										
Cleveland	Norman Police	-	-	-	-	-	-	-	-	-
Comanche	Lawton Police	X	-	-	X	-	-	-	-	-
Oklahoma	Oklahoma County Sheriff	X	X	X	X	-	-	-	-	-
Oklahoma	Oklahoma City Police	-	-	-	-	-	-	-	-	-
Tulsa	Tulsa County Sheriff	X	X	X	X	-	-	-	-	-
Tulsa	Tulsa Police	X	-	-	-	-	-	-	-	-
<b>OREGON</b>										
Clackamas	Clackamas County Sheriff	X	X	X	X	-	-	-	-	-
Lane	Lane County Sheriff	X	X	X	X	X	8	24	-	-
Lane	Eugene Police	X	X	-	-	X	2	4	2	4
Linn	Linn County Sheriff	X	X	X	X	-	-	-	-	-
Marion	Salem Police	X	-	-	-	-	-	-	-	-
Multnomah	Portland Police	X	-	-	-	-	-	-	-	-
Washington	Washington County Sheriff	X	X	X	X	-	-	-	-	-
<b>PENNSYLVANIA</b>										
Allegheny	Allegheny County Police	X	X	-	-	X	8	8	4	6
Allegheny	Pittsburgh Police	X	X	-	-	-	-	-	-	-
Berks	Reading Police	X	-	-	-	X	8	6	4	6
Dauphin	Harrisburg Police	X	-	-	-	X	6	6	2	4
Delaware	Upper Darby Township Police	X	X	-	-	X	25	12	10	8
Erie	Erie Police	X	-	-	-	X	16	12	3	6
Lancaster	Lancaster Police	X	-	-	-	X	20	12	4	6
Lehigh	Allentown Police	X	-	-	-	X	12	12	-	-
Montgomery	Lower Merion Township Police	X	-	-	-	X	7	16	-	-
Northampton	Bethlehem Police	X	-	-	-	X	12	24	1	4
Philadelphia	Philadelphia Police	X	-	-	-	-	-	-	-	-
<b>RHODE ISLAND</b>										
Kent	Warwick Police	X	-	-	-	-	-	-	-	-
Providence	Cranston Police	X	-	-	-	X	8	24	4	4
Providence	Pawtucket Police	X	-	-	-	X	32	24	10	6
Providence	Providence Police	X	-	-	X	X	32	12	4	6
Providence	Woonsocket Police	X	-	-	-	X	12	12	3	6

Table 12a.- continued

County	Name of agency	Court-related functions			Detention facilities		Lockup characteristics			
		Execute arrest warrants	Provide court security	Serve civil process	Jail	Lockup	Adult facilities		Juvenile facilities	
							Total capacity	Maximum hold time	Total capacity	Maximum hold time
<b>SOUTH CAROLINA</b>										
Anderson	Anderson County Sheriff	X	X	X	-	-	-	-	-	-
Beaufort	Beaufort County Sheriff	X	X	X	-	-	-	-	-	-
Charleston	Charleston County Sheriff	X	X	X	X	-	-	-	-	-
Charleston	Charleston Police	X	X	-	X	X	26	72	-	-
Greenville	Greenville County Sheriff	X	X	X	-	-	-	-	-	-
Greenville	Greenville Police	X	X	-	-	X	30	2	-	-
Horry	Horry County Police	X	-	X	-	-	-	-	-	-
Horry	Myrtle Beach Police	X	-	-	-	X	1	48	1	6
Richland	Richland County Sheriff	X	X	X	-	X	2	8	2	8
Richland	Columbia Police	X	-	X	-	-	-	-	-	-
Spartanburg	Spartanburg County Sheriff	X	X	X	-	-	-	-	-	-
Spartanburg	Spartanburg Police	X	-	-	X	-	-	-	-	-
<b>SOUTH DAKOTA</b>										
Minnehaha	Sioux Falls Police	-	-	-	-	-	-	-	-	-
<b>TENNESSEE</b>										
Davidson	Nashville Metropolitan Police	X	-	-	-	-	-	-	-	-
Hamilton	Hamilton County Sheriff	X	X	X	X	X	2	2	2	2
Hamilton	Chattanooga Police	X	-	-	-	-	-	-	-	-
Knox	Knox County Sheriff	X	X	X	X	-	-	-	-	-
Knox	Knoxville Police	X	-	-	-	-	-	-	-	-
Madison	Jackson Police	X	X	-	X	-	-	-	-	-
Montgomery	Clarksville Police	-	-	-	-	-	-	-	-	-
Rutherford	Murfreesboro Police	X	-	-	-	-	-	-	-	-
Shelby	Memphis Police	X	X	-	-	-	-	-	-	-
Sullivan	Sullivan County Sheriff	X	X	X	X	-	-	-	-	-
Washington	Johnson City Police	X	X	-	X	-	-	-	-	-
<b>TEXAS</b>										
Bell	Killeen Police	-	-	-	X	X	27	24	-	-
Bell	Temple Police	X	X	-	X	-	-	-	-	-
Bexar	Bexar County Sheriff	X	X	X	X	-	-	-	-	-
Bexar	San Antonio Police	X	-	-	-	X	12	2	12	2
Cameron	Brownsville Police	X	X	-	X	-	-	-	-	-
Cameron	Harlingen Police	X	-	-	X	X	1	72	-	-
Collin	Plano Police	X	X	-	X	X	80	72	2	6
Dallas	Carrollton Police	X	-	-	X	X	28	72	2	2
Dallas	Dallas Police	X	-	-	-	-	-	-	-	-
Dallas	Garland Police	X	-	-	X	X	68	72	10	6
Dallas	Grand Prairie Police	X	X	-	X	X	-	-	6	2
Dallas	Irving Police	X	-	-	X	X	-	-	1	6
Dallas	Mesquite Police	X	X	-	X	X	24	72	2	6
Dallas	Richardson Police	X	X	-	-	X	76	96	-	-
Denton	Denton Police	X	X	-	X	-	-	-	-	-
Ector	Odessa Police	X	X	-	-	-	-	-	-	-
El Paso	El Paso Police	X	-	X	-	X	106	4	9	6
Fort Bend	Fort Bend County Sheriff	X	X	-	X	-	-	-	-	-
Gregg	Longview Police	X	-	-	-	-	-	-	-	-
Harris	Harris County Sheriff	X	X	-	X	-	-	-	-	-
Harris	Baytown Police	X	X	-	X	-	-	-	-	-
Harris	Houston Police	X	X	-	X	X	630	72	35	6
Harris	Pasadena Police	X	-	-	X	X	50	24	-	-
Hidalgo	Hidalgo County Sheriff	X	X	X	X	-	-	-	-	-
Hidalgo	McAllen Police	X	X	-	X	X	36	120	-	-
Jefferson	Beaumont Police	X	X	-	-	-	-	-	-	-
Jefferson	Port Arthur Police	X	-	-	-	-	-	-	-	-
Lubbock	Lubbock Police	X	-	-	-	-	-	-	-	-
McLennan	Waco Police	X	-	-	-	-	-	-	-	-
Midland	Midland Police	X	-	-	-	-	-	-	-	-
Nueces	Corpus Christi Police	X	-	-	-	-	-	-	-	-
Potter	Amarillo Police	-	-	-	-	X	78	24	-	-
Smith	Tyler Police	X	-	-	-	-	-	-	-	-
Tarrant	Tarrant County Sheriff	-	-	-	-	-	-	-	-	-
Tarrant	Arlington Police	X	-	-	X	X	98	72	6	4
Tarrant	Fort Worth Police	X	-	-	-	X	-	-	4	12
Taylor	Abilene Police	X	-	-	-	-	-	-	-	-
Tom Green	San Angelo Police	X	-	-	-	-	-	-	-	-
Travis	Travis County Sheriff	X	X	-	X	X	150	72	-	-
Travis	Austin Police	-	-	-	-	X	-	-	4	6
Webb	Laredo Police	X	-	-	-	X	14	2	3	1
Wichita	Wichita Falls Police	-	X	-	-	-	-	-	-	-
Williamson	Williamson County Sheriff	X	X	X	X	X	-	-	10	8

Table 12a.- continued

County	Name of agency	Court-related functions			Detention facilities		Lockup characteristics			
		Execute arrest warrants	Provide court security	Serve civil process	Jail	Lockup	Adult facilities		Juvenile facilities	
							Total capacity	Maximum hold time	Total capacity	Maximum hold time
<b>UTAH</b>										
Salt Lake	Salt Lake City Police	X	-	-	-	-	-	-	-	-
Salt Lake	West Valley City Police	X	-	X	-	X	4	1	1	1
Weber	Ogden Police	X	-	-	-	-	-	-	-	-
<b>VIRGINIA</b>										
Alexandria(city)	Alexandria Police	X	-	-	-	-	-	-	-	-
Arlington	Arlington County Police	X	-	-	-	-	-	-	-	-
Chesapeake(city)	Chesapeake Police	X	-	-	-	-	-	-	-	-
Chesterfield	Chesterfield County Police	X	-	-	-	-	-	-	-	-
Danville(city)	Danville Police	X	-	-	-	-	-	-	-	-
Fairfax	Fairfax County Police	X	-	-	-	-	-	-	-	-
Hampton(city)	Hampton Police	-	-	-	-	-	-	-	-	-
Hanover	Hanover County Sheriff	X	X	X	-	X	20	8	5	8
Henrico	Henrico County Police	X	-	-	-	-	-	-	-	-
Loudoun	Loudoun County Sheriff	X	X	X	X	-	-	-	-	-
Lynchburg(city)	Lynchburg Police	X	-	-	-	-	-	-	-	-
Newport News(city)	Newport News Police	X	-	-	-	-	-	-	-	-
Norfolk(city)	Norfolk Police	X	-	-	-	X	24	2	2	---
Petersburg(city)	Petersburg Police	X	-	-	-	-	-	-	-	-
Portsmouth(city)	Portsmouth Police	-	-	-	-	-	-	-	-	-
Prince William	Prince William County Police	X	-	X	-	X	9	8	-	-
Richmond(city)	Richmond Police	X	-	-	-	-	-	-	-	-
Roanoke(city)	Roanoke Police	X	-	-	-	-	-	-	-	-
Suffolk(city)	Suffolk Police	X	-	-	-	X	6	4	-	-
Virginia Beach(city)	Virginia Beach Police	X	-	-	-	X	15	2	-	-
<b>WASHINGTON</b>										
Clark	Clark County Sheriff	X	X	X	X	-	-	-	-	-
Clark	Vancouver Police	X	-	-	-	-	-	-	-	-
King	King County Sheriff	X	X	X	-	X	24	8	24	8
King	Bellevue Police	X	X	X	-	X	6	6	3	6
King	Kent Police	X	X	X	X	X	1	4	1	4
King	Seattle Police	X	-	-	-	X	55	2	55	2
Pierce	Pierce County Sheriff	X	X	X	X	-	-	-	-	-
Pierce	Tacoma Police	X	-	-	-	-	-	-	-	-
Snohomish	Snohomish County Sheriff	X	-	X	-	-	-	-	-	-
Snohomish	Everett Police	X	-	-	-	X	1	4	1	4
Spokane	Spokane County Sheriff	X	X	X	X	-	-	-	-	-
Spokane	Spokane Police	X	-	-	-	X	8	24	1	4
Thurston	Thurston County Sheriff	X	X	X	X	-	-	-	-	-
Yakima	Yakima Police	X	X	X	X	-	-	-	-	-
<b>WEST VIRGINIA</b>										
Cabell	Huntington Police	X	-	-	-	-	-	-	-	-
Kanawha	Charleston Police	X	-	-	-	X	3	1	3	1
<b>WISCONSIN</b>										
Brown	Brown County Sheriff	X	X	X	X	-	-	-	-	-
Brown	Green Bay Police	X	-	-	-	-	-	-	-	-
Dane	Dane County Sheriff	X	X	X	X	-	-	-	-	-
Dane	Madison Police	X	-	X	-	-	-	-	-	-
Kenosha	Kenosha Police	X	-	-	-	-	-	-	-	-
Milwaukee	Milwaukee County Sheriff	X	X	X	X	X	130	120	-	-
Milwaukee	Milwaukee Police	X	X	-	X	X	82	4	32	4
Milwaukee	West Allis Police	X	-	-	-	X	14	48	2	12
Outgamie	Appleton Police	X	-	-	-	-	-	-	-	-
Racine	Racine Police	X	-	-	-	-	-	-	-	-
Waukesha	Waukesha County Sheriff	X	X	X	X	-	-	-	-	-

Note: Codes for the table are as follows:

- "X"=Agency performs function or operates facility.
- "-"=Agency does not perform function or operate facility.

Lockup facility is defined as a temporary holding facility, physically separate from a jail. Maximum holding times for lockups are in hours.

---Data were not provided by an agency.

**Table 13a. Vehicle use policies, number of vehicles operated, and number of animals maintained by local law enforcement agencies, 1997**

County	Name of agency	Number of cars operated		Percent of cars that are marked	Marked vehicle use policy for officers		Number of off-land vehicles operated			Number of animals maintained	
		Total	Per 100 officers		Commuting purposes	Personal use allowed	Boats	Heli-copters	Planes	Dogs	Horses
<b>ALABAMA</b>											
Etowah	Gadsden Police	91	36	68 %	X	X	0	0	0	1	0
Houston	Dothan Police	128	48	75	X	X	0	0	0	7	0
Jefferson	Jefferson County Sheriff	222	38	60	X	X	0	0	0	5	0
Jefferson	Bessemer Police	45	17	58	-	-	0	0	0	1	0
Jefferson	Birmingham Police	503	48	53	-	-	0	0	0	10	17
Jefferson	Hoover Police	58	20	55	X	X	0	0	0	1	0
Madison	Huntsville Police	370	77	86	X	-	0	0	0	8	0
Mobile	Mobile County Sheriff	150	52	47	X	X	6	0	0	4	12
Mobile	Mobile Police	---	---	---	X	X	0	0	0	3	9
Montgomery	Montgomery County Sheriff	68	20	44	X	-	6	0	0	5	0
Montgomery	Montgomery Police	282	47	57	X	X	0	0	0	13	0
Morgan	Decatur Police	103	36	81	X	X	0	0	0	1	0
Tuscaloosa	Tuscaloosa Police	114	33	45	X	-	3	2	0	2	0
<b>ALASKA</b>											
Anchorage	Anchorage Police	369	82	78	X	X	0	0	0	6	0
<b>ARIZONA</b>											
Maricopa	Maricopa County Sheriff	425	66	29	X	-	13	4	1	15	0
Maricopa	Chandler Police	109	33	51	-	-	0	1	0	3	0
Maricopa	Glendale Police	200	52	70	X	-	0	0	0	3	0
Maricopa	Mesa Police	498	65	58	-	-	0	2	2	5	0
Maricopa	Phoenix Police	1,020	40	67	X	-	0	9	0	13	4
Maricopa	Scottsdale Police	214	50	72	X	X	0	0	0	6	6
Maricopa	Tempe Police	124	30	73	-	-	0	0	0	4	6
Pima	Pima County Sheriff	481	93	59	X	-	0	0	2	10	0
Pima	Tucson Police	611	65	53	-	-	0	3	1	10	0
Pinal	Pinal County Sheriff	140	51	82	X	-	0	0	0	6	0
Yuma	Yuma Police	74	29	47	-	-	0	0	0	0	0
<b>ARKANSAS</b>											
Jefferson	Pine Bluff Police	90	32	56	X	-	0	0	0	2	0
Pulaski	Pulaski County Sheriff	128	26	70	X	X	4	0	0	2	0
Pulaski	Little Rock Police	280	41	71	X	X	0	1	0	5	8
Pulaski	North Little Rock Police	139	41	65	X	X	0	0	0	5	0
Sebastian	Fort Smith Police	87	31	22	-	-	0	0	0	0	0
<b>CALIFORNIA</b>											
Alameda	Alameda County Sheriff	174	19	39	X	-	4	1	1	0	0
Alameda	Alameda Police	45	18	64	-	-	1	0	0	1	0
Alameda	Berkeley Police	73	22	55	-	-	0	0	0	0	0
Alameda	Fremont Police	130	39	54	-	-	0	0	0	5	0
Alameda	Hayward Police	73	24	64	-	-	0	0	0	4	0
Alameda	Oakland Police	254	34	57	-	-	1	2	0	5	5
Contra Costa	Contra Costa County Sheriff	288	36	43	-	-	6	1	0	0	0
Contra Costa	Concord Police	115	39	53	-	-	0	0	0	8	0
Contra Costa	Richmond Police	85	26	48	-	-	1	0	0	6	1
El Dorado	El Dorado County Sheriff	116	40	55	X	-	6	0	0	9	0
Fresno	Fresno County Sheriff	271	53	33	-	-	2	2	0	8	6
Fresno	Fresno Police	330	46	68	X	-	0	2	0	15	0
Kern	Kern County Sheriff	249	42	59	X	-	1	4	1	5	0
Kern	Bakersfield Police	266	63	69	X	-	0	0	1	7	0
Los Angeles	Los Angeles County Sheriff	2,030	25	50	X	-	8	15	2	17	0
Los Angeles	Beverly Hills Police	56	20	50	X	-	0	0	0	4	0
Los Angeles	Burbank Police	60	20	45	-	-	0	2	0	3	0
Los Angeles	Compton Police	85	31	53	-	-	0	3	0	2	0
Los Angeles	Culver City Police	65	25	52	X	-	0	0	0	3	0
Los Angeles	Downey Police	74	29	53	-	-	0	0	0	0	0
Los Angeles	El Monte Police	60	22	42	-	-	0	1	0	0	0
Los Angeles	Glendale Police	129	35	33	-	-	0	2	0	1	0
Los Angeles	Inglewood Police	120	35	37	-	-	0	0	0	4	0
Los Angeles	Long Beach Police	246	25	68	-	-	0	2	0	11	0
Los Angeles	Los Angeles Police	2,756	29	50	-	-	3	16	3	26	28
Los Angeles	Pasadena Police	70	19	57	-	-	0	4	0	2	4
Los Angeles	Pomona Police	106	33	40	-	-	0	3	0	4	6
Los Angeles	Santa Monica Police	70	21	71	-	-	1	0	1	4	4
Los Angeles	Torrance Police	109	28	49	X	-	0	0	0	3	0
Los Angeles	West Covina Police	64	25	44	X	-	0	0	0	3	6
Los Angeles	Whittier Police	45	17	58	-	-	0	0	0	2	0
Marin	Marin County Sheriff	47	14	66	-	-	2	0	0	2	0
Monterey	Monterey County Sheriff	198	43	70	X	-	0	0	0	4	0
Monterey	Salinas Police	90	31	49	-	-	0	0	0	2	0
Orange	Orange County Sheriff-Coroner	348	24	55	X	-	13	2	1	12	28
Orange	Anaheim Police	173	33	50	X	-	0	4	0	4	0
Orange	Costa Mesa Police	81	28	58	-	-	0	2	0	2	0
Orange	Fullerton Police	84	29	43	-	-	0	0	0	2	0
Orange	Garden Grove Police	119	39	37	-	-	0	0	0	2	0
Orange	Huntington Beach Police	291	79	51	-	-	0	3	0	2	0

**Table 13a. - continued**

County	Name of agency	Number of cars operated		Percent of cars that are marked	Marked vehicle use policy for officers		Number of off-land vehicles operated			Number of animals maintained	
		Total	Per 100 officers		Commuting purposes	Personal use allowed	Boats	Heli-copters	Planes	Dogs	Horses
<b>CALIFORNIA (cont.)</b>											
Orange	Irvine Police	71	25	55 %	X	-	0	0	0	2	0
Orange	Newport Beach Police	70	26	39	-	-	0	3	0	3	0
Orange	Orange Police	45	16	56	-	-	0	0	0	3	0
Orange	Santa Ana Police	203	39	44	X	-	0	1	0	6	2
Placer	Placer County Sheriff	115	32	53	-	-	5	2	1	14	12
Riverside	Riverside County Sheriff	779	59	53	X	-	4	5	1	11	0
Riverside	Corona Police	54	20	56	X	-	0	0	0	4	5
Riverside	Riverside Police	344	73	41	-	-	0	3	0	7	0
Sacramento	Sacramento County Sheriff	---	---	---	-	-	7	3	1	12	18
Sacramento	Sacramento Police	387	51	57	X	-	1	0	1	15	5
San Bernardino	San Bernardino County Sheriff	610	44	51	X	-	6	3	4	8	0
San Bernardino	Fontana Police	69	27	49	-	-	0	1	0	3	0
San Bernardino	Ontario Police	118	33	42	X	-	0	2	0	5	4
San Bernardino	Rialto Police	97	39	59	X	-	0	0	0	5	0
San Bernardino	San Bernardino Police	111	28	52	-	-	0	0	0	2	0
San Diego	San Diego County Sheriff	1,095	55	36	X	-	0	6	2	30	0
San Diego	Chula Vista Police	110	35	49	X	-	0	0	0	6	6
San Diego	El Cajon Police	48	18	100	-	-	0	0	0	3	0
San Diego	Escondido Police	134	47	81	X	-	0	0	0	6	0
San Diego	Oceanside Police	134	46	59	X	-	0	0	0	6	0
San Diego	San Diego Police	1,163	55	55	X	-	6	4	2	47	8
San Francisco	San Francisco Police	380	18	53	-	-	1	2	0	6	5
San Joaquin	San Joaquin County Sheriff	102	18	52	-	-	6	1	0	10	0
San Joaquin	Stockton Police	207	40	54	-	-	0	0	0	14	0
San Luis Obispo	San Luis Obispo County Sheriff	53	19	51	-	-	1	0	0	0	0
San Mateo	San Mateo County Sheriff	107	24	49	-	-	3	0	1	11	0
San Mateo	Daly City Police	52	21	52	-	-	0	0	0	2	0
San Mateo	San Mateo Police	58	23	53	-	-	0	0	0	2	0
Santa Barbara	Santa Barbara County Sheriff	105	19	41	X	-	2	2	1	3	12
Santa Barbara	Santa Barbara Police	53	19	53	-	-	0	0	0	2	0
Santa Clara	Santa Clara County Sheriff	257	49	40	-	-	0	0	0	11	0
Santa Clara	San Jose Police	555	38	54	-	-	0	1	1	12	16
Santa Clara	Santa Clara Police	102	36	36	-	-	0	0	0	2	0
Santa Clara	Sunnyvale Police	51	15	71	-	-	0	0	0	2	0
Santa Cruz	Santa Cruz County Sheriff	57	20	60	-	-	0	0	0	2	0
Shasta	Shasta County Sheriff	65	22	62	X	-	12	0	0	3	0
Solano	Vallejo Police	74	26	62	-	-	1	0	0	2	6
Sonoma	Sonoma County Sheriff-Coroner	94	18	70	X	-	2	1	0	6	0
Sonoma	Santa Rosa Police	87	29	55	-	-	0	0	0	0	0
Stanislaus	Stanislaus County Sheriff	120	36	42	-	-	4	2	5	6	18
Stanislaus	Modesto Police	128	33	44	-	-	0	0	0	8	9
Tulare	Tulare County Sheriff	164	32	48	X	-	1	0	1	7	0
Ventura	Ventura County Sheriff	299	35	43	-	-	1	4	0	5	0
Ventura	Simi Valley Police	55	22	55	X	-	0	0	0	4	0
Ventura	Ventura Police	37	14	59	-	-	0	0	0	4	0
<b>COLORADO</b>											
Adams	Adams County Sheriff	98	26	50	X	-	0	0	0	5	0
Adams	Westminster Police	57	22	54	-	-	0	0	0	1	0
Arapahoe	Aurora Police	252	39	46	-	-	0	0	0	5	0
Boulder	Boulder County Sheriff	54	16	78	X	X	0	0	2	3	0
Boulder	Boulder Police	66	24	58	-	-	0	0	0	0	0
Denver	Denver Police	---	---	---	-	-	0	0	0	0	0
Douglas	Douglas County Sheriff	85	32	76	-	-	0	0	0	2	0
El Paso	El Paso County Sheriff	135	26	52	X	-	0	0	0	0	8
El Paso	Colorado Springs Police	371	55	59	-	-	0	2	0	5	5
Jefferson	Jefferson County Sheriff	110	22	56	X	-	0	1	1	6	0
Jefferson	Arvada Police	80	29	62	-	-	0	0	0	4	0
Jefferson	Lakewood Police	96	26	58	-	-	0	0	0	5	0
Larimer	Larimer County Sheriff	91	31	70	X	X	0	0	0	4	0
Larimer	Fort Collins Police	107	40	80	X	X	0	0	0	8	0
Pueblo	Pueblo Police	139	42	63	X	X	0	0	0	2	0
<b>CONNECTICUT</b>											
Fairfield	Bridgeport Police	242	42	36	-	-	2	0	0	4	0
Fairfield	Danbury Police	73	26	38	-	-	1	0	0	1	0
Fairfield	Greenwich Police	37	12	54	-	-	4	0	0	1	0
Fairfield	Norwalk Police	90	28	40	-	-	3	0	0	4	0
Fairfield	Stamford Police	135	30	61	-	-	4	0	0	0	0
Hartford	Bristol Police	24	9	75	-	-	0	0	0	1	0
Hartford	East Hartford Police	64	24	52	-	-	0	0	0	2	0
Hartford	Hartford Police	194	32	43	-	-	1	0	0	5	4
Hartford	Manchester Police	63	25	37	-	-	0	0	0	1	0
Hartford	New Britain Police	70	23	63	-	-	0	0	0	2	0
New Haven	Meriden Police	56	21	68	X	-	0	0	0	3	0
New Haven	Milford Police	54	21	50	-	-	2	0	0	2	0
New Haven	New Haven Police	176	31	53	-	-	0	0	0	0	4
New Haven	Waterbury Police	76	16	53	-	-	0	0	0	7	0
New Haven	West Haven Police	44	17	64	-	-	0	0	0	3	0

**Table 13a. - continued**

County	Name of agency	Number of cars operated		Percent of cars that are marked	Marked vehicle use policy for officers		Number of off-land vehicles operated			Number of animals maintained	
		Total	Per 100 officers		Commuting purposes	Personal use allowed	Boats	Heli-copters	Planes	Dogs	Horses
<b>DELAWARE</b>											
New Castle	New Castle County Police	159	35	72 %	-	-	0	0	0	4	8
New Castle	Wilmington Police	116	29	53	X	-	0	0	0	2	0
<b>DISTRICT OF COLUMBIA</b>											
Washington, DC	Washington Metropolitan Police	1,258	33	69	X	X	13	6	0	45	0
<b>FLORIDA</b>											
Alachua	Alachua County Sheriff	279	79	58	X	X	1	1	0	7	0
Alachua	Gainesville Police	300	77	65	X	-	0	1	0	6	0
Bay	Bay County Sheriff	195	71	38	X	X	2	2	0	0	0
Brevard	Brevard County Sheriff	319	50	64	X	-	10	4	0	11	0
Brevard	Melbourne Police	56	20	57	X	-	2	0	0	4	0
Brevard	Palm Bay Police	139	56	65	X	X	3	0	0	4	0
Broward	Broward County Sheriff	1,121	55	70	X	X	4	0	0	14	7
Broward	Coral Springs Police	173	58	74	X	X	0	0	0	5	1
Broward	Davie Police	153	58	67	X	X	0	0	0	3	1
Broward	Fort Lauderdale Police	183	30	64	-	-	11	0	0	7	8
Broward	Hollywood Police	338	76	71	X	-	2	0	0	4	0
Broward	Margate Police	132	54	77	X	X	0	0	0	0	0
Broward	Miramar Police	108	42	66	X	-	0	0	0	3	0
Broward	Pembroke Pines Police	217	67	80	X	-	2	0	0	3	2
Broward	Plantation Police	156	50	76	-	-	0	0	0	0	0
Broward	Pompano Beach Police	155	41	56	X	X	3	0	0	6	3
Broward	Sunrise Police	128	45	78	X	X	0	0	0	2	0
Charlotte	Charlotte County Sheriff	230	54	87	X	X	4	3	1	6	0
Citrus	Citrus County Sheriff	145	53	69	X	X	9	4	1	3	0
Clay	Clay County Sheriff	205	54	52	X	-	2	0	0	3	0
Collier	Collier County Sheriff	530	73	62	X	-	6	1	2	0	0
Dade	Metro-Dade Police	3,226	105	65	X	X	10	4	2	26	12
Dade	Coral Gables Police	181	61	80	X	-	4	0	0	5	0
Dade	Hialeah Police	287	62	64	-	-	0	0	0	6	0
Dade	Miami Police	890	78	65	X	-	4	0	0	16	12
Dade	Miami Beach Police	260	52	63	X	-	3	0	0	10	0
Duval	Jacksonville Sheriff	1,316	83	79	X	X	5	4	3	18	6
Escambia	Escambia County Sheriff	415	54	54	X	-	1	0	0	14	0
Escambia	Pensacola Police	190	64	74	X	-	1	0	0	8	0
Hernando	Hernando County Sheriff	190	63	57	X	X	2	2	1	3	0
Hillsborough	Hillsborough County Sheriff	1,116	59	79	X	-	9	3	0	13	0
Hillsborough	Tampa Police	686	65	55	X	-	3	3	3	15	4
Indian River	Indian River County Sheriff	201	50	76	X	X	2	2	0	5	0
Lake	Lake County Sheriff	196	41	55	X	-	10	2	1	5	2
Lee	Lee County Sheriff	45	7	67	X	-	10	6	0	12	4
Lee	Cape Coral Police	138	52	76	X	X	3	0	0	6	2
Lee	Fort Myers Police	95	32	47	-	-	1	0	0	3	2
Leon	Leon County Sheriff	274	46	63	X	-	2	5	0	5	0
Leon	Tallahassee Police	437	94	77	X	-	0	0	0	6	0
Manatee	Manatee County Sheriff	464	63	60	X	-	3	2	1	5	0
Marion	Marion County Sheriff	379	72	58	X	-	4	2	1	4	0
Marion	Ocala Police	155	55	62	X	X	0	0	0	2	3
Martin	Martin County Sheriff	254	51	59	X	-	2	2	0	4	0
Monroe	Monroe County Sheriff	230	47	52	X	X	3	3	2	5	0
Okaloosa	Okaloosa County Sheriff	213	70	72	X	X	3	0	0	6	0
Orange	Orange County Sheriff	1,041	83	68	X	X	10	4	1	20	7
Orange	Orlando Police	335	45	47	X	-	3	0	0	6	7
Osceola	Osceola County Sheriff	216	60	67	X	-	2	2	2	4	0
Palm Beach	Palm Beach County Sheriff	1,270	72	63	X	X	11	3	1	17	7
Palm Beach	Boca Raton Police	133	48	58	X	X	3	0	0	1	0
Palm Beach	Boynton Beach Police	34	12	68	X	X	0	0	0	2	0
Palm Beach	Delray Beach Police	62	21	50	-	-	0	0	0	3	0
Palm Beach	West Palm Beach Police	126	33	60	X	-	2	1	0	4	0
Pasco	Pasco County Sheriff	514	74	57	X	-	7	5	3	5	0
Pinellas	Pinellas County Sheriff	1,036	66	50	X	X	10	4	2	10	0
Pinellas	Clearwater Police	226	57	57	-	-	0	0	0	4	0
Pinellas	Largo Police	96	36	68	X	-	0	0	0	4	0
Pinellas	St. Petersburg Police	248	38	56	X	-	2	0	0	14	0
Polk	Polk County Sheriff	692	73	57	X	X	7	7	1	7	0
Polk	Lakeland Police	205	58	78	X	X	0	1	0	9	0
St. John	St. John County Sheriff	209	56	76	X	X	3	1	0	3	0
St. Lucie	St. Lucie County Sheriff	225	46	82	X	X	3	3	0	6	0
St. Lucie	Fort Pierce Police	109	44	69	X	-	1	0	0	3	0
St. Lucie	Port St. Lucie Police	106	42	75	X	X	1	0	0	3	0
Santa Rosa	Santa Rosa County Sheriff	110	36	73	X	-	1	0	1	1	0
Sarasota	Sarasota County Sheriff	446	91	58	X	X	3	1	1	8	0
Sarasota	Sarasota Police	203	62	33	X	-	2	0	0	4	0
Seminole	Seminole County Sheriff	321	80	65	X	X	9	2	0	4	2
Volusia	Volusia County Sheriff	386	78	78	X	X	6	3	1	4	6
Volusia	Daytona Beach Police	90	23	50	X	-	1	0	0	3	2



Table 13a. - continued

County	Name of agency	Number of cars operated		Percent of cars that are marked	Marked vehicle use policy for officers		Number of off-land vehicles operated			Number of animals maintained	
		Total	Per 100 officers		Commuting purposes	Personal use allowed	Boats	Heli-copters	Planes	Dogs	Horses
<b>GEORGIA</b>											
Bibb	Bibb County Sheriff	110	30	59 %	X	X	3	0	0	3	0
Bibb	Macon Police	250	58	71	X	X	0	0	0	5	4
Chatham	Chatham County Police	150	52	83	X	X	4	0	0	0	0
Chatham	Savannah Police	254	45	59	-	-	0	0	0	0	6
Cherokee	Cherokee County Sheriff	120	38	52	X	-	0	0	0	3	0
Clarke	Athens-Clarke County Police	98	29	61	-	-	0	0	0	3	3
Clayton	Clayton County Police	179	50	74	X	-	1	2	0	1	0
Cobb	Cobb County Police	310	59	65	X	-	1	0	0	4	0
Cobb	Cobb County Sheriff	91	23	48	-	-	0	0	0	1	0
Cobb	Marietta Police	63	23	71	-	-	0	0	0	2	0
Columbia	Columbia County Sheriff	170	59	71	X	X	3	0	0	4	0
De Kalb	De Kalb County Police	401	47	56	-	-	0	2	0	4	0
Dougherty	Albany Police	132	39	62	X	X	1	0	0	0	6
Douglas	Douglas County Sheriff	57	17	61	X	-	0	0	0	7	0
Fulton	Fulton County Police	150	42	67	-	-	0	1	0	0	0
Fulton	Atlanta Police	774	44	52	X	-	0	5	0	15	13
Fulton	East Point Police	68	26	56	-	-	0	0	0	1	0
Gwinnett	Gwinnett County Police	375	70	67	X	-	0	2	0	4	0
Hall	Hall County Sheriff	123	37	71	X	-	2	0	0	1	0
Muscogee	Columbus Police	356	67	62	X	X	0	0	0	1	0
Richmond	Augusta-Richmond Co. Sheriff	400	58	62	X	-	1	0	0	1	0
<b>HAWAII</b>											
Hawaii	Hawaii County Police	378	77	5	-	-	0	0	0	2	0
Honolulu	Honolulu Police	1,612	88	99	X	X	0	1	0	7	0
Kauai	Kauai County Police	100	36	57	-	-	0	0	0	1	0
Maui	Maui County Police	198	44	50	-	-	0	0	0	3	0
<b>IDAHO</b>											
Ada	Ada County Sheriff	71	21	46	-	-	3	0	0	0	0
Ada	Boise Police	151	42	48	-	-	0	0	0	4	2
<b>ILLINOIS</b>											
Champaign	Champaign Police	53	21	55	-	-	0	0	0	2	0
Cook	Cook County Sheriff	---	---	---	X	-	0	0	0	12	0
Cook	Arlington Heights Police	45	18	69	-	-	0	0	0	0	0
Cook	Chicago Police	2,855	21	52	-	-	5	0	0	42	27
Cook	Cicero Police	29	12	52	-	-	0	0	0	0	0
Cook	Evanston Police	74	25	64	-	-	0	0	0	0	0
Cook	Oak Lawn Police	50	21	62	-	-	0	0	0	1	0
Cook	Oak Park Police	51	20	55	X	X	0	0	0	1	0
Cook	Schaumburg Police	76	27	79	-	-	0	0	0	1	0
Cook	Skokie Police	40	16	67	-	-	0	0	0	1	0
Du Page	Naperville Police	41	14	66	X	-	0	0	0	2	0
Kane	Aurora Police	123	32	59	-	-	0	0	0	2	0
Kane	Elgin Police	64	22	66	X	X	0	0	0	2	2
Lake	Lake County Sheriff	115	37	73	X	-	8	0	0	3	0
Lake	Waukegan Police	65	23	62	X	X	0	0	0	2	0
Macon	Decatur Police	55	19	67	-	-	0	0	0	3	0
Peoria	Peoria Police	122	33	57	-	-	0	0	0	3	0
Sangamon	Springfield Police	249	64	71	X	X	1	0	0	6	3
Will	Will County Sheriff	200	50	80	X	-	1	0	0	2	0
Will	Joliet Police	235	64	57	X	X	0	0	0	4	0
Winnebago	Winnebago County Sheriff	86	24	56	-	-	4	0	0	3	0
Winnebago	Rockford Police	161	38	48	-	-	0	0	0	4	0
<b>INDIANA</b>											
Allen	Fort Wayne Police	295	57	81	X	X	0	0	0	9	3
Delaware	Muncie Police	45	17	44	-	-	0	0	0	5	3
Elkhart	Elkhart Police	54	22	63	X	X	1	0	0	4	0
Howard	Kokomo Police	57	23	49	X	X	0	0	0	2	0
Lake	Lake County Sheriff	120	38	42	X	X	2	4	0	7	0
Lake	East Chicago Police	68	28	53	-	-	0	0	0	1	0
Lake	Gary Police	78	20	65	X	X	2	2	0	3	0
Lake	Hammond Police	120	34	58	X	X	0	0	0	7	0
Madison	Anderson Police	65	24	55	-	-	0	0	0	3	2
Marion	Marion County Sheriff	548	83	42	X	X	1	0	0	10	0
Marion	Indianapolis Police	1,649	148	59	X	X	2	2	0	17	9
St. Joseph	South Bend Police	320	83	67	X	X	0	0	0	8	0
Vanderburgh	Vanderburgh County Sheriff	73	30	59	X	X	1	0	0	3	0
Vanderburgh	Evansville Police	119	29	53	X	X	0	0	0	5	0
Vigo	Terre Haute Police	93	36	43	X	X	0	0	0	1	0

**Table 13a. - continued**

County	Name of agency	Number of cars operated		Percent of cars that are marked	Marked vehicle use policy for officers		Number of off-land vehicles operated			Number of animals maintained	
		Total	Per 100 officers		Commuting purposes	Personal use allowed	Boats	Heli-copters	Planes	Dogs	Horses
<b>IOWA</b>											
Black Hawk	Waterloo Police	49	18	67 %	X	-	0	0	0	3	6
Linn	Cedar Rapids Police	90	26	72	-	-	1	2	0	0	0
Polk	Des Moines Police	197	41	52	X	X	3	0	0	1	0
Scott	Davenport Police	62	21	60	X	-	0	0	0	2	0
Woodbury	Sioux City Police	43	16	63	-	-	0	0	0	4	0
<b>KANSAS</b>											
Douglas	Lawrence Police	30	12	57	-	-	0	0	0	0	0
Johnson	Johnson County Sheriff	140	28	11	X	-	0	0	1	0	0
Johnson	Olathe Police	42	16	64	X	-	0	0	0	3	0
Johnson	Overland Park Police	109	34	55	-	-	1	0	0	3	0
Sedgwick	Sedgwick County Sheriff	131	45	56	X	-	0	0	1	0	0
Sedgwick	Wichita Police	240	33	59	X	-	0	2	0	1	12
Shawnee	Shawnee County Sheriff	92	37	87	X	-	2	0	1	9	20
Shawnee	Topeka Police	100	24	50	-	-	0	3	0	12	0
Wyandotte	Kansas City Police	243	48	40	-	-	0	0	0	2	0
<b>KENTUCKY</b>											
Fayette	Lexington-Fayette County Police	457	80	59	X	X	0	0	0	2	9
Jefferson	Jefferson County Police	568	103	54	X	X	4	2	0	8	0
Jefferson	Jefferson County Sheriff	64	21	81	X	-	0	0	0	0	0
Jefferson	Louisville Police	621	78	57	X	X	2	0	0	7	0
Kenton	Covington Police	107	44	64	X	X	1	0	0	3	3
<b>LOUISIANA</b>											
Ascension	Ascension Parish Sheriff	90	29	61	X	-	2	1	0	0	0
Bossier	Bossier Police	165	52	53	X	X	0	0	0	0	0
Caddo	Caddo Parish Sheriff	216	30	50	X	X	8	0	2	8	2
Caddo	Shreveport Police	348	54	39	X	X	8	0	0	9	10
Calcasieu	Calcasieu Parish Sheriff	237	33	41	X	X	5	0	0	2	0
Calcasieu	Lake Charles Police	150	48	87	X	X	0	0	0	2	0
E. Baton Rouge	E. Baton Rouge Parish Sheriff	215	26	51	X	X	3	0	0	1	0
E. Baton Rouge	Baton Rouge Police	725	93	62	X	-	0	0	0	15	0
Jefferson	Kenner Police	184	68	81	X	X	2	0	0	2	0
Lafayette	Lafayette Parish Sheriff	200	33	35	X	X	1	0	2	6	0
Lafourche	Lafourche Parish Sheriff	105	34	71	X	X	7	0	0	10	0
Orleans	New Orleans Police	650	38	69	X	X	2	0	0	0	0
Ouachita	Ouachita Parish Sheriff	151	35	50	X	X	0	0	0	3	0
Ouachita	Monroe Police	82	26	59	X	-	1	0	0	3	4
Rapides	Alexandria Police	105	36	67	X	-	0	0	0	2	0
St. Bernard	St. Bernard Parish Sheriff	95	22	47	X	-	3	0	0	2	0
St. Charles	St. Charles Parish Sheriff	170	41	76	X	X	4	0	0	3	0
St. John the Baptist	St. John the Baptist Sheriff	85	24	65	X	X	1	0	0	2	0
St. Landry	St. Landry Parish Sheriff	58	23	88	X	X	3	0	0	3	0
St. Tammany	St. Tammany Parish Sheriff	271	55	55	X	X	15	0	0	6	0
Terrebonne	Terrebonne Parish Sheriff	130	34	58	X	X	7	0	0	15	0
<b>MARYLAND</b>											
Anne Arundel	Anne Arundel County Police	564	76	68	X	X	0	2	0	8	0
Anne Arundel	Annapolis Police	73	28	58	-	-	1	0	0	3	0
Baltimore(city)	Baltimore Police	478	15	59	X	-	4	4	0	26	12
Baltimore	Baltimore County Police	649	37	49	-	-	4	3	1	32	0
Charles	Charles County Sheriff	196	67	57	X	X	0	0	0	3	0
Harford	Harford County Sheriff	---	---	---	X	X	1	0	0	4	0
Howard	Howard County Police	335	74	60	X	X	0	0	0	5	0
Montgomery	Montgomery County Police	885	79	67	X	X	0	0	0	15	0
Prince George's	Prince George's County Police	1,578	112	67	X	X	0	0	0	28	0
<b>MASSACHUSETTS</b>											
Bristol	Fall River Police	80	21	50	X	-	1	0	0	0	0
Bristol	New Bedford Police	27	6	63	-	-	0	0	0	3	0
Essex	Lawrence Police	35	13	71	-	-	0	0	0	3	0
Essex	Lynn Police	50	17	50	-	-	0	0	0	0	0
Hampden	Chicopee Police	27	10	74	X	-	1	0	0	1	0
Hampden	Holyoke Police	36	14	61	X	X	0	0	0	1	0
Hampden	Springfield Police	171	24	49	-	-	1	0	0	6	9
Middlesex	Cambridge Police	54	14	48	-	-	0	0	0	3	0
Middlesex	Framingham Police	30	12	67	X	-	0	0	0	1	3
Middlesex	Lowell Police	75	19	51	-	-	1	0	0	0	4
Middlesex	Malden Police	25	10	52	-	-	0	0	0	0	0
Middlesex	Medford Police	46	18	52	X	-	0	0	0	1	0
Middlesex	Newton Police	42	14	71	-	-	0	0	0	0	0
Middlesex	Somerville Police	41	14	61	-	-	0	0	0	0	0
Middlesex	Waltham Police	36	13	61	-	-	0	0	0	1	0

**Table 13a. - continued**

County	Name of agency	Number of cars operated		Percent of cars that are marked	Marked vehicle use policy for officers		Number of off-land vehicles operated			Number of animals maintained	
		Total	Per 100 officers		Commuting purposes	Personal use allowed	Boats	Heli-copters	Planes	Dogs	Horses
<b>MASSACHUSETTS (cont.)</b>											
Norfolk	Brookline Police	37	14	68 %	-	-	0	0	0	1	0
Norfolk	Quincy Police	67	20	54	-	-	2	0	0	3	3
Plymouth	Brockton Police	48	16	62	-	-	0	0	0	2	0
Suffolk	Boston Police	923	40	51	X	-	4	0	0	12	18
Suffolk	Revere Police	25	10	68	-	-	0	0	0	0	0
Worcester	Worcester Police	176	30	40	-	-	1	0	0	4	0
<b>MICHIGAN</b>											
Calhoun	Battle Creek Police	40	15	75	-	-	0	0	0	2	0
Genesee	Flint Police	158	34	42	-	-	0	0	0	4	4
Ingham	Lansing Police	85	22	65	-	-	2	0	0	10	0
Kalamazoo	Kalamazoo Police	100	26	60	X	-	1	0	0	8	0
Kent	Kent County Sheriff	97	31	60	-	-	5	0	0	1	0
Kent	Grand Rapids Police	132	27	68	-	-	0	0	0	2	0
Macomb	Macomb County Sheriff	31	9	97	-	-	8	0	0	0	16
Macomb	Sterling Heights Police	84	28	52	-	-	0	0	0	1	0
Macomb	Warren Police	66	17	53	-	-	0	2	0	0	0
Oakland	Oakland County Sheriff	225	28	44	-	-	28	0	0	0	0
Oakland	Farmington Hills Police	74	29	32	-	-	0	0	0	0	0
Oakland	Pontiac Police	104	34	43	-	-	0	0	0	0	0
Oakland	Southfield Police	88	29	55	-	-	0	0	0	2	0
Oakland	Troy Police	80	29	42	-	-	0	0	0	4	0
Saginaw	Saginaw Police	100	34	52	-	-	0	0	0	2	0
Washtenaw	Washtenaw County Sheriff	70	23	57	X	-	6	0	0	0	0
Washtenaw	Ann Arbor Police	73	22	47	-	-	0	0	0	2	0
Wayne	Wayne County Sheriff	119	13	44	X	-	10	0	0	3	9
Wayne	Dearborn Police	41	12	76	-	-	1	0	0	2	0
Wayne	Detroit Police	970	23	62	-	-	5	4	0	21	31
Wayne	Livonia Police	102	33	33	-	-	0	0	0	2	0
Wayne	Taylor Police	55	23	45	X	-	0	0	0	2	0
Wayne	Westland Police	56	23	43	-	-	0	0	0	2	0
<b>MINNESOTA</b>											
Hennepin	Bloomington Police	44	18	48	X	-	0	0	0	4	0
Hennepin	Minneapolis Police	403	39	50	-	-	0	0	0	17	6
Ramsey	Ramsey County Sheriff	75	18	51	X	-	9	0	0	7	0
Ramsey	St. Paul Police	344	48	62	-	-	0	0	0	23	6
St. Louis	Duluth Police	61	22	57	X	-	0	0	0	4	1
<b>MISSISSIPPI</b>											
Forrest	Hattiesburg Police	70	28	60	X	-	0	0	0	8	0
Harrison	Biloxi Police	136	52	80	X	-	1	0	0	5	0
Harrison	Gulfport Police	293	97	75	X	X	0	0	0	5	4
Hinds	Jackson Police	364	65	60	-	-	0	0	0	7	0
Jackson	Jackson County Sheriff	105	37	79	X	X	2	0	0	1	0
<b>MISSOURI</b>											
Boone	Columbia Police	56	22	46	-	-	0	0	0	2	0
Buchanan	St. Joseph Police	50	20	50	-	-	0	0	0	4	0
Greene	Springfield Police	80	20	75	-	-	0	0	1	6	0
Jackson	Independence Police	100	31	35	-	-	0	0	0	0	0
Jackson	Kansas City Police	586	45	50	-	-	0	4	0	6	0
Jefferson	Jefferson County Sheriff	130	45	77	X	-	0	0	0	8	4
St. Charles	St. Charles County Sheriff	95	37	74	X	-	0	0	0	2	0
St. Louis(city)	St. Louis Police	632	36	49	X	X	0	0	0	17	17
St. Louis	St. Louis County Police	430	56	69	X	X	0	5	1	4	0
<b>MONTANA</b>											
Yellowstone	Billings Police	88	34	74	X	-	0	0	0	2	0
<b>NEBRASKA</b>											
Douglas	Omaha Police	306	37	50	-	-	0	6	0	9	12
Lancaster	Lincoln Police	175	42	69	-	-	0	0	0	4	0
<b>NEVADA</b>											
Clark	Las Vegas Metropolitan Police	738	40	53	-	-	0	3	1	15	0
Clark	North Las Vegas Police	94	33	71	-	-	0	0	0	0	0
Nye	Nye County Sheriff	91	35	88	X	-	0	0	0	9	0
Washoe	Washoe County Sheriff	184	35	60	X	-	4	3	2	4	0
Washoe	Reno Police	160	36	50	-	-	0	0	2	5	4

Table 13a. - continued

County	Name of agency	Number of cars operated		Percent of cars that are marked	Marked vehicle use policy for officers		Number of off-land vehicles operated			Number of animals maintained	
		Total	Per 100 officers		Commuting purposes	Personal use allowed	Boats	Heli-copters	Planes	Dogs	Horses
<b>NEW HAMPSHIRE</b>											
Hillsborough	Manchester Police	45	13	60 %	-	-	0	0	0	10	0
Hillsborough	Nashua Police	40	14	47	-	-	1	0	0	3	0
<b>NEW JERSEY</b>											
Atlantic	Atlantic City Police	278	50	57	X	X	0	0	0	9	0
Camden	Camden Police	123	25	49	-	-	0	0	0	0	5
Camden	Cherry Hill Police	70	27	64	-	-	0	0	0	2	0
Essex	Bloomfield Police	34	13	71	-	-	0	0	0	0	0
Essex	East Orange Police	90	21	44	-	-	0	0	0	0	0
Essex	Irvington Police	72	23	60	-	-	0	0	0	9	0
Essex	Newark Police	229	15	62	-	-	3	0	0	5	13
Essex	West Orange Police	37	15	78	-	-	0	0	0	2	0
Hudson	Hudson County Sheriff	50	15	30	-	-	0	0	0	0	0
Hudson	Bayonne Police	46	14	65	-	-	0	0	0	0	0
Hudson	Hoboken Police	31	11	81	-	-	0	0	0	0	0
Hudson	Jersey City Police	220	22	48	-	-	0	0	0	3	0
Hudson	North Bergen Police	35	14	71	-	-	0	0	0	0	0
Hudson	Union City Police	30	10	67	-	-	0	0	0	0	0
Hudson	West New York Police	22	9	68	-	-	0	0	0	1	0
Mercer	Hamilton Police	58	19	62	-	-	0	0	0	1	0
Mercer	Trenton Police	160	31	50	-	-	0	0	0	13	0
Middlesex	Edison Police	98	31	70	X	X	0	0	0	1	0
Middlesex	New Brunswick Police	54	19	63	-	-	0	0	0	1	0
Middlesex	Perth Amboy Police	47	18	51	-	-	0	0	0	2	0
Middlesex	Woodbridge Police	78	23	51	-	-	0	0	0	2	0
Monmouth	Long Branch Police	55	21	73	X	X	0	0	0	2	0
Morris	Parsippany Police	58	24	47	-	-	0	0	0	1	0
Ocean	Brick Township Police	63	25	52	-	-	0	0	0	3	0
Ocean	Dover Township Police	90	33	61	X	-	1	0	0	4	0
Passaic	Passaic County Sheriff	41	7	51	-	-	0	0	0	27	5
Passaic	Clifton Police	76	26	45	-	-	0	0	0	0	0
Passaic	Passaic Police	56	20	48	-	-	0	0	0	0	0
Passaic	Wayne Police	50	20	54	-	-	3	0	0	0	0
Union	Union County Sheriff	27	9	37	X	X	0	0	0	15	0
Union	Elizabeth Police	154	32	47	-	-	0	0	0	5	0
Union	Linden Police	20	7	50	-	-	0	0	0	5	0
Union	Plainfield Police	65	23	46	-	-	0	0	0	0	0
Union	Union Police	52	19	46	-	-	1	0	0	0	0
<b>NEW MEXICO</b>											
Bernalillo	Bernalillo County Sheriff	325	84	77	X	X	0	2	0	5	0
Bernalillo	Albuquerque Police	872	86	68	X	X	0	2	1	6	10
Dona Ana	Las Cruces Police	70	25	57	X	-	0	0	0	5	0
Santa Fe	Santa Fe Police	124	48	69	X	X	0	0	0	3	0
<b>NEW YORK</b>											
Albany	Albany Police	93	20	45	-	-	2	0	0	4	0
Albany	Colonie Police	61	24	66	-	-	0	0	0	3	0
Broome	Binghamton Police	49	17	47	-	-	0	0	0	3	0
Dutchess	Dutchess County Sheriff	82	15	63	X	-	3	0	0	4	0
Erie	Erie County Sheriff	133	20	40	X	-	4	2	0	2	8
Erie	Amherst Police	52	18	40	-	-	0	0	0	1	0
Erie	Buffalo Police	309	29	56	-	-	2	0	0	7	1
Erie	Cheektowaga Police	37	14	54	-	-	0	0	0	1	0
Erie	Tonawanda Police	34	14	35	-	-	0	0	0	0	0
Monroe	Monroe County Sheriff	200	22	55	-	-	5	0	0	7	4
Monroe	Rochester Police	387	46	50	X	-	2	0	0	9	10
Nassau	Nassau County Police	780	25	40	-	-	11	4	0	7	18
Nassau	Hempstead Police	38	15	42	-	-	0	0	0	0	0
New York City	New York City Police	3,556	9	47	-	-	22	6	0	48	100
Niagara	Niagara County Sheriff	37	14	41	-	-	4	2	1	2	0
Niagara	Niagara Falls Police	60	20	52	-	-	0	0	0	1	0
Onondaga	Onondaga County Sheriff	193	29	62	X	X	2	1	0	8	0
Onondaga	Syracuse Police	271	41	56	X	-	2	0	0	7	0
Oswego	Oswego County Sheriff	59	21	68	X	-	3	0	0	0	0
Rensselaer	Troy Police	33	13	52	-	-	0	0	0	3	0
Rockland	Clarkstown Police	35	12	60	-	-	0	0	0	0	0
Rockland	Ramapo Police	44	18	64	-	-	0	0	0	0	0
Schenectady	Schenectady Police	53	18	58	-	-	0	0	0	3	0
Suffolk	Suffolk County Police	875	31	42	X	-	16	3	0	14	0
Westchester	Westchester County Police	65	18	57	-	-	1	1	0	2	0
Westchester	Greenburgh Police	42	17	48	-	-	0	0	0	0	0
Westchester	Mt. Vernon Police	53	17	53	-	-	0	0	0	0	0
Westchester	New Rochelle Police	65	20	62	-	-	4	0	0	2	0
Westchester	White Plains Police	68	20	50	-	-	0	0	0	0	3
Westchester	Yonkers Police	281	41	50	-	-	0	0	0	7	0

**Table 13a. - continued**

County	Name of agency	Number of cars operated		Percent of cars that are marked	Marked vehicle use policy for officers		Number of off-land vehicles operated			Number of animals maintained	
		Total	Per 100 officers		Commuting purposes	Personal use allowed	Boats	Heli-copters	Planes	Dogs	Horses
<b>NORTH CAROLINA</b>											
Alamance	Burlington Police	117	48	68 %	X	-	0	0	0	5	0
Buncombe	Buncombe County Sheriff	158	46	77	X	-	0	0	0	4	0
Buncombe	Asheville Police	136	44	61	X	-	0	0	0	4	2
Cabarrus	Cabarrus County Sheriff	59	22	85	X	-	1	0	0	0	0
Cumberland	Cumberland County Sheriff	280	59	68	X	-	1	0	0	4	0
Cumberland	Fayetteville Police	259	62	69	X	-	1	0	0	11	5
Durham	Durham Police	165	34	52	-	-	0	0	0	4	0
Forsyth	Winston-Salem Police	532	88	67	X	-	0	0	0	4	1
Gaston	Gaston County Police	128	50	74	X	-	0	0	0	4	0
Gaston	Gastonia Police	183	58	59	X	-	1	0	0	6	0
Guilford	Guilford County Sheriff	188	55	64	X	-	0	0	0	5	0
Guilford	Greensboro Police	164	28	65	X	-	1	0	0	6	0
Guilford	High Point Police	193	59	60	X	-	0	0	0	6	0
Mecklenburg	Charlotte-Mecklenburg Police	652	46	65	-	-	3	1	0	14	0
Nash	Rocky Mount Police	72	25	62	-	-	0	0	0	5	0
New Hanover	Wilmington Police	99	33	64	X	-	0	0	0	4	3
Pitt	Greenville Police	110	40	55	X	-	0	0	0	4	0
Wake	Wake County Sheriff	200	60	70	X	-	3	0	0	1	0
Wake	Raleigh Police	308	43	57	-	-	1	0	0	7	3
<b>OHIO</b>											
Butler	Butler County Sheriff	80	29	62	X	-	2	2	0	3	0
Butler	Hamilton Police	50	20	60	-	-	0	0	0	1	1
Cuyahoga	Cleveland Police	587	30	61	-	-	3	2	1	6	17
Cuyahoga	Euclid Police	37	15	68	X	-	0	0	0	1	0
Franklin	Franklin County Sheriff	131	19	41	X	-	3	0	0	7	0
Franklin	Columbus Police	944	51	43	-	-	4	5	0	7	9
Hamilton	Hamilton County Sheriff	278	25	42	X	-	5	2	0	5	0
Hamilton	Cincinnati Police	396	35	51	X	-	0	0	0	10	18
Lorain	Lorain Police	95	39	53	X	X	1	0	0	4	0
Lucas	Toledo Police	273	31	60	X	-	2	0	0	1	11
Mahoning	Youngstown Police	133	39	56	X	X	0	0	0	1	0
Montgomery	Dayton Police	294	47	43	-	-	1	1	0	6	8
Stark	Canton Police	96	29	52	X	-	0	0	0	9	0
Summit	Akron Police	278	43	48	X	-	0	0	0	3	0
<b>OKLAHOMA</b>											
Cleveland	Norman Police	105	40	81	X	X	0	0	0	2	0
Comanche	Lawton Police	166	58	77	X	-	4	0	0	3	0
Oklahoma	Oklahoma County Sheriff	100	22	80	X	-	0	0	0	0	0
Oklahoma	Oklahoma City Police	858	76	72	X	X	6	2	1	10	8
Tulsa	Tulsa County Sheriff	138	39	81	X	-	3	0	0	0	0
Tulsa	Tulsa Police	820	87	71	X	-	0	2	0	14	8
<b>OREGON</b>											
Clackamas	Clackamas County Sheriff	110	26	73	-	-	3	0	1	5	0
Lane	Lane County Sheriff	50	15	44	X	-	4	2	0	0	0
Lane	Eugene Police	43	14	84	X	-	0	0	0	4	0
Linn	Linn County Sheriff	82	30	48	X	X	4	0	0	2	0
Marion	Salem Police	81	26	56	-	-	0	0	0	4	0
Multnomah	Portland Police	215	20	80	X	-	0	0	1	9	9
Washington	Washington County Sheriff	75	18	80	-	-	2	0	0	4	0
<b>PENNSYLVANIA</b>											
Allegheny	Allegheny County Police	125	33	28	-	-	0	0	0	6	12
Allegheny	Pittsburgh Police	314	25	75	-	-	2	0	0	17	7
Berks	Reading Police	50	15	70	-	-	0	0	0	6	2
Dauphin	Harrisburg Police	70	22	70	-	-	0	0	0	0	2
Delaware	Upper Darby Township Police	42	17	62	-	-	0	0	0	5	0
Erie	Erie Police	82	25	57	X	-	0	0	0	11	0
Lancaster	Lancaster Police	41	15	56	-	-	0	0	0	4	3
Lehigh	Allentown Police	63	18	49	-	-	0	0	0	1	0
Montgomery	Lower Merion Township Police	50	18	64	-	-	0	0	0	0	0
Northampton	Bethlehem Police	52	19	58	-	-	0	0	0	2	0
Philadelphia	Philadelphia Police	1,061	15	46	-	-	5	0	0	18	26
<b>RHODE ISLAND</b>											
Kent	Warwick Police	68	22	69	-	-	0	0	0	1	0
Providence	Cranston Police	100	35	44	-	-	0	0	0	0	0
Providence	Pawtucket Police	118	41	36	-	-	0	0	0	3	0
Providence	Providence Police	220	36	55	-	-	2	0	0	6	0
Providence	Woonsocket Police	41	17	46	-	-	0	0	0	1	0

**Table 13a. - continued**

County	Name of agency	Number of cars operated		Percent of cars that are marked	Marked vehicle use policy for officers		Number of off-land vehicles operated			Number of animals maintained	
		Total	Per 100 officers		Commuting purposes	Personal use allowed	Boats	Heli-copters	Planes	Dogs	Horses
<b>SOUTH CAROLINA</b>											
Anderson	Anderson County Sheriff	134	52	79 %	X	X	1	2	0	1	0
Beaufort	Beaufort County Sheriff	170	56	82	X	X	2	0	0	1	0
Charleston	Charleston County Sheriff	264	71	45	X	X	9	2	1	9	0
Charleston	Charleston Police	325	71	54	X	X	5	1	2	3	11
Greenville	Greenville County Sheriff	261	61	77	X	-	1	1	0	5	0
Greenville	Greenville Police	126	40	68	X	-	0	0	0	1	1
Horry	Horry County Police	199	73	78	X	-	0	0	0	5	0
Horry	Myrtle Beach Police	66	24	67	-	-	2	0	0	0	0
Richland	Richland County Sheriff	270	58	74	X	X	2	0	1	8	66
Richland	Columbia Police	188	44	58	X	-	0	0	0	4	4
Spartanburg	Spartanburg County Sheriff	143	38	79	X	-	0	1	0	3	0
Spartanburg	Spartanburg Police	83	30	71	X	-	0	0	0	2	0
<b>SOUTH DAKOTA</b>											
Minnehaha	Sioux Falls Police	68	23	47	-	-	0	0	0	0	0
<b>TENNESSEE</b>											
Davidson	Nashville Metropolitan Police	1,007	71	73	X	-	3	2	0	21	0
Hamilton	Hamilton County Sheriff	113	26	60	X	X	1	0	0	4	0
Hamilton	Chattanooga Police				X	X	1	0	1	14	0
Knox	Knox County Sheriff	210	61	64	X	-	2	5	0	0	0
Knox	Knoxville Police	500	93	70	X	X	2	0	0	9	0
Madison	Jackson Police	125	40	68	X	X	0	0	0	1	0
Montgomery	Clarksville Police	135	43	71	X	X	0	0	0	2	0
Rutherford	Murfreesboro Police	108	41	65	X	-	0	0	0	1	0
Shelby	Memphis Police	1,107	68	65	X	X	1	6	0	26	4
Sullivan	Sullivan County Sheriff	128	42	82	X	-	1	0	0	4	0
Washington	Johnson City Police	170	61	76	X	-	0	0	0	4	0
<b>TEXAS</b>											
Bell	Killeen Police	97	35	30	-	-	0	0	0	2	0
Bell	Temple Police	111	45	71	X	-	0	0	0	1	0
Bexar	Bexar County Sheriff	226	16	45	X	-	1	0	0	1	0
Bexar	San Antonio Police	705	35	69	-	-	0	3	0	7	0
Cameron	Brownsville Police	101	32	53	-	-	0	0	0	3	0
Cameron	Harlingen Police	60	24	67	-	-	0	0	0	3	0
Collin	Plano Police	192	50	65	-	-	0	0	0	3	0
Dallas	Carrollton Police	46	17	61	-	-	0	0	0	1	0
Dallas	Dallas Police	1,077	36	65	X	X	3	3	1	11	28
Dallas	Garland Police	206	48	39	X	X	0	0	0	4	0
Dallas	Grand Prairie Police	60	19	50	-	-	3	0	0	2	0
Dallas	Irving Police	120	29	54	-	-	0	0	0	3	0
Dallas	Mesquite Police	163	49	60	X	X	0	0	0	1	0
Dallas	Richardson Police	110	39	26	-	-	0	0	0	1	0
Denton	Denton Police	78	31	64	X	X	0	0	0	2	0
Ector	Odessa Police	86	28	52	-	-	0	0	0	4	0
El Paso	El Paso Police	562	49	51	-	-	0	2	1	73	0
Fort Bend	Fort Bend County Sheriff	105	32	48	X	-	0	0	0	0	0
Gregg	Longview Police	80	29	56	-	-	0	0	0	2	0
Harris	Harris County Sheriff	478	18	79	X	-	10	6	0	8	0
Harris	Baytown Police	100	39	70	X	X	1	0	0	5	6
Harris	Houston Police	2,985	54	56	X	-	10	10	1	30	42
Harris	Pasadena Police	216	58	69	X	X	0	0	0	5	0
Hidalgo	Hidalgo County Sheriff	115	43	49	-	-	0	0	0	2	0
Hidalgo	McAllen Police	101	30	40	-	-	0	0	0	5	0
Jefferson	Beaumont Police	199	49	49	X	X	0	2	1	5	0
Jefferson	Port Arthur Police	68	27	69	X	-	0	0	0	2	0
Lubbock	Lubbock Police	350	79	71	X	X	0	0	0	3	0
McLennan	Waco Police	142	39	58	-	-	0	0	0	2	0
Midland	Midland Police	175	58	66	X	X	0	0	0	5	0
Nueces	Corpus Christi Police	150	28	60	-	-	0	0	0	1	0
Potter	Amarillo Police	96	24	58	-	-	0	0	0	4	0
Smith	Tyler Police	78	25	62	-	-	0	0	0	2	0
Tarrant	Tarrant County Sheriff	100	18	25	-	-	0	1	0	2	2
Tarrant	Arlington Police	188	31	79	-	-	2	0	0	2	0
Tarrant	Fort Worth Police	489	36	56	X	-	0	2	0	4	12
Taylor	Abilene Police	92	30	57	X	-	0	0	0	5	0
Tom Green	San Angelo Police	82	27	100	X	X	0	0	0	6	0
Travis	Travis County Sheriff	214	22	67	X	-	4	0	0	0	0
Travis	Austin Police	388	35	93	-	-	0	0	2	6	12
Webb	Laredo Police	102	25	69	-	-	0	0	0	3	0
Wichita	Wichita Falls Police	136	43	68	X	X	0	0	0	1	0
Williamson	Williamson County Sheriff	125	32	74	X	-	0	0	0	3	0

**Table 13a. - continued**

County	Name of agency	Number of cars operated		Percent of cars that are marked	Marked vehicle use policy for officers		Number of off-land vehicles operated			Number of animals maintained	
		Total	Per 100 officers		Commuting purposes	Personal use allowed	Boats	Heli-copters	Planes	Dogs	Horses
<b>UTAH</b>											
Salt Lake	Salt Lake City Police	390	73	56 %	X	X	0	0	0	4	0
Salt Lake	West Valley City Police	136	48	68	X	X	0	0	0	4	0
Weber	Ogden Police	115	45	70	X	X	0	0	0	3	0
<b>VIRGINIA</b>											
Alexandria(city)	Alexandria Police	183	44	68	X	X	0	0	0	7	0
Arlington	Arlington County Police	205	43	54	X	-	0	0	0	3	0
Chesapeake(city)	Chesapeake Police	322	74	67	X	X	1	0	0	8	0
Chesterfield	Chesterfield County Police	484	97	65	X	X	1	0	3	6	0
Danville(city)	Danville Police	34	12	53	-	-	0	0	0	5	2
Fairfax	Fairfax County Police	540	45	49	-	-	1	2	0	14	0
Hampton(city)	Hampton Police	180	46	72	X	X	2	0	0	6	0
Hanover	Hanover County Sheriff	136	49	69	X	-	0	0	0	2	1
Henrico	Henrico County Police	494	84	51	X	-	1	0	3	4	2
Loudoun	Loudoun County Sheriff	157	49	82	X	-	0	0	0	6	0
Lynchburg(city)	Lynchburg Police	92	32	62	X	-	0	0	0	1	0
Newport News(city)	Newport News Police	260	51	50	X	X	1	0	0	9	0
Norfolk(city)	Norfolk Police	240	28	51	X	X	3	0	0	19	0
Petersburg(city)	Petersburg Police	120	49	67	X	X	0	0	0	4	0
Portsmouth(city)	Portsmouth Police	242	63	48	X	X	2	0	0	5	4
Prince William	Prince William County Police	243	53	53	X	X	0	0	0	4	0
Richmond(city)	Richmond Police	218	26	60	-	-	0	0	2	13	8
Roanoke(city)	Roanoke Police	82	21	62	-	-	0	0	0	1	3
Suffolk(city)	Suffolk Police	129	51	63	X	X	2	0	0	0	0
Virginia Beach(city)	Virginia Beach Police	407	48	50	-	-	12	2	1	11	15
<b>WASHINGTON</b>											
Clark	Clark County Sheriff	120	45	71	X	-	2	0	0	4	0
Clark	Vancouver Police	54	21	61	-	-	0	0	0	2	0
King	King County Sheriff	696	97	82	X	-	5	6	0	8	0
King	Bellevue Police	71	23	42	-	-	0	0	0	3	0
King	Kent Police	28	11	89	-	-	1	0	0	3	0
King	Seattle Police	535	39	56	X	-	7	0	0	13	9
Pierce	Pierce County Sheriff	---	---	---	X	-	7	1	2	5	0
Pierce	Tacoma Police	299	57	53	X	-	0	0	0	4	0
Snohomish	Snohomish County Sheriff	176	56	64	X	-	3	4	0	4	0
Snohomish	Everett Police	139	47	55	-	-	1	0	0	4	0
Spokane	Spokane County Sheriff	154	41	55	-	-	10	0	0	3	0
Spokane	Spokane Police	0	0		X	-	0	0	0	6	0
Thurston	Thurston County Sheriff	100	35	77	X	-	5	0	0	0	0
Yakima	Yakima Police	74	29	41	-	-	0	0	0	0	0
<b>WEST VIRGINIA</b>											
Cabell	Huntington Police	75	31	33	X	-	0	0	0	0	4
Kanawha	Charleston Police	137	43	44	X	-	1	0	0	1	0
<b>WISCONSIN</b>											
Brown	Brown County Sheriff	27	10	52	-	-	2	0	0	1	0
Brown	Green Bay Police	47	14	64	-	-	0	0	0	3	2
Dane	Dane County Sheriff	65	14	45	-	-	6	0	0	5	0
Dane	Madison Police	151	32	34	-	-	0	0	0	2	0
Kenosha	Kenosha Police	71	23	68	-	-	0	0	0	1	0
Milwaukee	Milwaukee County Sheriff	130	17	40	-	-	0	0	0	8	0
Milwaukee	Milwaukee Police	414	18	50	-	-	2	0	0	5	0
Milwaukee	West Allis Police	47	16	74	-	-	0	0	0	1	0
Outgamie	Appleton Police	66	27	67	X	X	0	0	0	0	0
Racine	Racine Police	51	15	65	-	-	0	0	0	2	0
Waukesha	Waukesha County Sheriff	20	7	100	X	X	1	0	0	4	0

Note: Ratio of cars per 100 officers is based on full-time officers only.

Codes for the table are as follows:

"X"=Agency allows this type of vehicle use.

"-"=Agency does not allow this type of vehicle use.

---Data were not provided by an agency.

**Table 14a. Sidearm and body armor policies for field/patrol officers in local law enforcement agencies, 1997**

County	Name of agency	Type and caliber of sidearm authorized or supplied								Protective body armor policies		
		Revolver			Semi-automatic					Supplied	Cash allowance	Wear required
		.357	.38	Other	.40	.45	9mm	10mm	Other			
<b>ALABAMA</b>												
Etowah	Gadsden Police	-	-	-	A	A	A	-	-	All	None	All
Houston	Dothan Police	A	A	-	A	A	S	-	-	All	None	Some
Jefferson	Jefferson County Sheriff	A	A	-	A	A	A	A	-	All	None	None
Jefferson	Bessemer Police	A	A	-	A	A	A	-	A	All	None	Some
Jefferson	Birmingham Police	A	S	A	-	A	S	-	A	All	None	None
Jefferson	Hoover Police	A	-	-	-	A	A	-	A	All	None	All
Madison	Huntsville Police	-	-	-	-	-	S	-	-	All	None	All
Mobile	Mobile County Sheriff	A	A	-	A	A	A	A	A	All	None	None
Mobile	Mobile Police	A	-	-	-	-	A	-	-	All	None	All
Montgomery	Montgomery County Sheriff	-	-	-	-	S	-	-	-	All	None	None
Montgomery	Montgomery Police	A	A	-	S	-	-	-	A	All	None	All
Morgan	Decatur Police	-	-	-	-	-	S	-	-	All	None	None
Tuscaloosa	Tuscaloosa Police	-	-	-	S	S	S	-	-	All	None	All
<b>ALASKA</b>												
Anchorage	Anchorage Police	A	-	-	A	A	A	A	-	All	None	All
<b>ARIZONA</b>												
Maricopa	Maricopa County Sheriff	A	A	-	A	A	A	A	-	None	All	None
Maricopa	Chandler Police	-	-	-	A	A	A	-	-	All	None	None
Maricopa	Glendale Police	A	A	-	S	-	A	-	-	All	All	None
Maricopa	Mesa Police	-	-	-	A	A	A	-	-	None	All	None
Maricopa	Phoenix Police	-	-	-	-	-	A	-	A	None	All	Some
Maricopa	Scottsdale Police	-	-	-	S	-	-	-	-	None	All	None
Maricopa	Tempe Police	-	-	-	A	A	A	-	A	Some	Some	None
Pima	Pima County Sheriff	-	-	A	-	A	A	-	-	All	None	Some
Pima	Tucson Police	-	A	-	A	-	A	-	A	None	Some	None
Pinal	Pinal County Sheriff	-	-	-	-	-	S	-	-	All	None	None
Yuma	Yuma Police	-	A	-	-	A	A	-	A	All	None	All
<b>ARKANSAS</b>												
Jefferson	Pine Bluff Police	A	A	-	A	A	A	A	S	All	None	None
Pulaski	Pulaski County Sheriff	-	-	-	S	-	-	-	-	All	None	None
Pulaski	Little Rock Police	-	-	-	S	-	-	-	-	All	None	Some
Pulaski	North Little Rock Police	-	-	-	S	-	-	-	-	All	None	Some
Sebastian	Fort Smith Police	A	-	-	A	A	A	A	-	All	Some	Some
<b>CALIFORNIA</b>												
Alameda	Alameda County Sheriff	-	-	-	A	S	-	-	-	All	None	All
Alameda	Alameda Police	-	-	-	-	A	A	-	-	All	None	All
Alameda	Berkeley Police	-	-	-	S	-	-	-	-	All	None	All
Alameda	Fremont Police	-	-	-	-	S	S	-	-	None	All	All
Alameda	Hayward Police	A	A	A	A	A	A	A	A	All	None	All
Alameda	Oakland Police	-	-	-	A	A	A	-	-	All	None	All
Contra Costa	Contra Costa County Sheriff	A	A	-	-	-	S	-	-	All	None	None
Contra Costa	Concord Police	-	-	-	-	A	S	A	-	All	None	All
Contra Costa	Richmond Police	S	-	-	S	S	A	-	-	All	None	All
El Dorado	El Dorado County Sheriff	-	-	-	S	-	-	-	-	All	None	None
Fresno	Fresno County Sheriff	-	A	-	-	S	A	-	-	All	None	All
Fresno	Fresno Police	-	-	-	S	S	-	-	-	All	None	None
Kern	Kern County Sheriff	-	-	-	S	-	-	-	-	All	None	None
Kern	Bakersfield Police	-	-	-	S	-	-	-	-	All	None	None
Los Angeles	Los Angeles County Sheriff	-	-	-	-	-	S	-	-	All	None	None
Los Angeles	Beverly Hills Police	-	-	-	-	A	S	-	-	All	None	All
Los Angeles	Burbank Police	-	-	-	S	-	-	-	-	All	None	All
Los Angeles	Compton Police	-	-	-	A	A	A	-	-	None	All	None
Los Angeles	Culver City Police	-	-	A	-	S	A	-	A	All	None	Some
Los Angeles	Downey Police	S	-	-	-	A	A	-	-	All	None	All
Los Angeles	El Monte Police	-	-	-	-	S	-	-	-	All	None	None
Los Angeles	Glendale Police	A	A	-	-	A	A	-	-	None	All	None
Los Angeles	Inglewood Police	A	A	A	-	-	S	-	A	All	None	All
Los Angeles	Long Beach Police	A	A	A	A	A	A	-	A	All	None	None
Los Angeles	Los Angeles Police	-	A	-	-	A	S	-	-	All	Some	All
Los Angeles	Pasadena Police	-	A	-	-	S	S	-	-	All	All	All
Los Angeles	Pomona Police	-	-	-	-	S	-	-	-	All	None	None
Los Angeles	Santa Monica Police	-	A	-	-	A	A	-	-	All	None	All
Los Angeles	Torrance Police	A	A	A	A	A	A	A	A	All	None	All
Los Angeles	West Covina Police	-	-	-	-	-	S	-	-	All	None	All
Los Angeles	Whittier Police	A	S	-	-	A	A	-	-	All	None	All
Marin	Marin County Sheriff	S	-	-	A	-	A	-	-	All	None	All
Monterey	Monterey County Sheriff	-	-	-	S	-	-	-	-	All	None	All
Monterey	Salinas Police	-	-	-	-	A	A	-	-	All	None	None
Orange	Orange County Sheriff-Coroner	-	-	-	-	-	A	-	-	All	None	All
Orange	Anaheim Police	-	-	-	-	A	A	-	A	All	None	None
Orange	Costa Mesa Police	-	-	-	A	A	-	-	-	All	None	None
Orange	Fullerton Police	-	A	-	A	A	A	-	-	All	None	Some
Orange	Garden Grove Police	A	-	-	A	A	A	-	A	All	None	All
Orange	Huntington Beach Police	-	-	-	-	S	S	-	-	All	None	None



Table 14a. - continued

County	Name of agency	Type and caliber of sidearm authorized or supplied								Protective body armor policies		
		Revolver			Semi-automatic					Supplied	Cash allowance	Wear required
		.357	.38	Other	.40	.45	9mm	10mm	Other			
<b>CALIFORNIA (cont.)</b>												
Orange	Irvine Police	-	A	A	A	A	A	A	A	All	None	All
Orange	Newport Beach Police	-	S	A	A	S	A	-	-	All	None	None
Orange	Orange Police	A	A	A	A	A	A	A	-	All	None	All
Orange	Santa Ana Police	-	A	-	A	A	A	-	-	All	None	All
Placer	Placer County Sheriff	A	-	-	-	A	S	-	-	Some	Some	None
Riverside	Riverside County Sheriff	-	S	-	A	A	A	-	A	All	None	None
Riverside	Corona Police	A	A	-	-	A	A	-	A	All	None	All
Riverside	Riverside Police	-	-	-	A	-	A	-	A	All	None	All
Sacramento	Sacramento County Sheriff	A	A	-	S	A	S	A	-	All	None	None
Sacramento	Sacramento Police	-	-	-	A	A	A	A	-	All	None	None
San Bernardino	San Bernardino County Sheriff	A	A	A	-	-	S	-	-	All	None	Some
San Bernardino	Fontana Police	A	-	-	A	A	A	A	-	Some	All	None
San Bernardino	Ontario Police	A	A	A	-	A	A	-	-	All	None	All
San Bernardino	Rialto Police	A	-	A	A	A	A	A	A	All	None	All
San Bernardino	San Bernardino Police	A	S	A	A	A	A	A	A	All	None	All
San Diego	San Diego County Sheriff	A	A	-	A	A	A	-	A	All	None	All
San Diego	Chula Vista Police	A	A	-	A	A	A	-	-	All	None	All
San Diego	El Cajon Police	-	-	-	A	-	-	-	-	All	None	All
San Diego	Escondido Police	-	-	-	-	-	S	-	-	All	None	All
San Diego	Oceanside Police	A	A	S	A	A	A	-	-	All	None	All
San Diego	San Diego Police	A	A	-	-	-	A	-	-	All	None	All
San Francisco	San Francisco Police	S	-	-	A	-	A	-	-	All	None	All
San Joaquin	San Joaquin County Sheriff	S	-	-	-	-	S	-	-	All	None	All
San Joaquin	Stockton Police	-	-	-	-	-	S	-	-	All	None	All
San Luis Obispo	San Luis Obispo County Sheriff	A	A	-	A	A	A	A	-	All	None	All
San Mateo	San Mateo County Sheriff	-	-	-	-	-	S	-	-	All	None	None
San Mateo	Daly City Police	-	-	-	-	-	S	-	-	All	None	All
San Mateo	San Mateo Police	-	-	-	-	-	S	-	-	All	None	None
Santa Barbara	Santa Barbara County Sheriff	-	A	A	A	A	A	A	A	None	None	None
Santa Barbara	Santa Barbara Police	A	A	A	A	A	A	-	A	All	None	All
Santa Clara	Santa Clara County Sheriff	-	-	-	S	-	-	-	-	All	None	All
Santa Clara	San Jose Police	A	A	-	A	A	A	-	A	All	None	Some
Santa Clara	Santa Clara Police	A	-	-	A	A	A	-	-	All	All	All
Santa Clara	Sunnyvale Police	-	-	-	S	-	-	-	-	All	None	None
Santa Cruz	Santa Cruz County Sheriff	-	-	-	-	-	S	-	-	Some	None	None
Shasta	Shasta County Sheriff	-	-	-	S	-	-	-	-	All	None	All
Solano	Vallejo Police	-	-	-	S	A	S	-	-	All	None	All
Sonoma	Sonoma County Sheriff-Coroner	S	-	-	A	A	S	A	A	All	None	None
Sonoma	Santa Rosa Police	-	A	-	A	-	A	-	A	All	All	None
Stanislaus	Stanislaus County Sheriff	S	A	A	-	A	A	-	A	None	None	None
Stanislaus	Modesto Police	-	-	-	-	-	S	-	-	All	None	All
Tulare	Tulare County Sheriff	A	A	-	A	A	A	-	-	All	None	All
Ventura	Ventura County Sheriff	A	A	-	A	A	S	-	A	All	None	All
Ventura	Simi Valley Police	-	-	-	A	A	S	-	-	All	None	None
Ventura	Ventura Police	S	-	-	-	S	S	-	-	All	None	None
<b>COLORADO</b>												
Adams	Adams County Sheriff	A	A	-	A	A	A	-	A	All	None	Some
Adams	Westminster Police	A	A	-	A	A	A	-	A	All	None	Some
Arapahoe	Aurora Police	-	-	-	A	A	A	-	-	Some	All	None
Boulder	Boulder County Sheriff	A	A	-	-	A	A	-	-	All	None	All
Boulder	Boulder Police	-	A	-	-	A	A	-	A	All	None	All
Denver	Denver Police	-	-	A	-	A	A	-	-	All	Some	None
Douglas	Douglas County Sheriff	-	A	A	A	A	-	-	-	All	None	All
El Paso	El Paso County Sheriff	A	A	-	A	A	A	-	-	All	None	Some
El Paso	Colorado Springs Police	-	-	-	-	-	S	-	-	All	None	All
Jefferson	Jefferson County Sheriff	A	A	A	-	A	A	-	A	All	None	Some
Jefferson	Arvada Police	A	-	-	A	A	A	-	-	All	None	All
Jefferson	Lakewood Police	-	-	-	-	A	A	-	-	All	None	None
Larimer	Larimer County Sheriff	-	-	-	A	A	A	A	-	All	None	All
Larimer	Fort Collins Police	A	S	-	A	A	A	-	-	All	None	None
Pueblo	Pueblo Police	A	A	-	A	A	A	A	-	All	None	None
<b>CONNECTICUT</b>												
Fairfield	Bridgeport Police	-	A	-	-	-	S	-	A	All	None	All
Fairfield	Danbury Police	-	-	-	-	-	S	-	-	None	All	All
Fairfield	Greenwich Police	-	-	-	-	-	S	-	-	Some	None	None
Fairfield	Norwalk Police	-	-	-	-	-	S	-	-	None	All	None
Fairfield	Stamford Police	A	A	-	A	A	A	-	A	All	None	None
Hartford	Bristol Police	-	-	-	-	-	S	-	-	Some	None	None
Hartford	East Hartford Police	-	-	-	-	-	S	-	-	None	All	None
Hartford	Hartford Police	-	-	-	-	S	-	-	-	All	None	None
Hartford	Manchester Police	-	-	-	-	S	-	-	-	All	None	None
Hartford	New Britain Police	-	A	-	-	-	S	-	-	Some	All	All
New Haven	Meriden Police	-	-	-	A	A	S	-	A	All	None	None
New Haven	Milford Police	-	-	-	-	-	S	-	S	All	None	None
New Haven	New Haven Police	-	-	-	-	-	S	-	-	Some	None	Some
New Haven	Waterbury Police	-	-	-	S	-	-	-	-	All	None	None
New Haven	West Haven Police	-	-	-	S	S	-	-	-	All	None	None

Table 14a. - continued

County	Name of agency	Type and caliber of sidearm authorized or supplied								Protective body armor policies		
		Revolver			Semi-automatic					Supplied	Cash allowance	Wear required
		.357	.38	Other	.40	.45	9mm	10mm	Other			
<b>DELAWARE</b>												
New Castle	New Castle County Police	-	-	-	-	-	S	-	-	All	None	All
New Castle	Wilmington Police	-	-	-	S	-	-	-	-	All	None	All
<b>DISTRICT OF COLUMBIA</b>												
Washington, DC	Washington Metropolitan Police	-	-	-	-	-	S	-	-	All	None	All
<b>FLORIDA</b>												
Alachua	Alachua County Sheriff	S	-	-	S	S	-	-	-	All	None	None
Alachua	Gainesville Police	S	S	-	S	S	-	-	-	All	None	All
Bay	Bay County Sheriff	A	A	-	A	A	A	A	-	All	None	None
Brevard	Brevard County Sheriff	S	-	-	S	A	S	-	-	All	None	All
Brevard	Melbourne Police	A	-	-	A	A	A	-	A	All	None	Some
Brevard	Palm Bay Police	-	-	-	-	A	S	-	A	All	None	Some
Broward	Broward County Sheriff	A	A	A	-	A	A	-	A	All	None	All
Broward	Coral Springs Police	A	A	-	A	A	A	-	A	All	None	None
Broward	Davie Police	-	-	-	-	S	A	-	-	All	None	Some
Broward	Fort Lauderdale Police	-	A	-	-	A	A	A	-	All	Some	None
Broward	Hollywood Police	-	-	-	-	S	-	-	-	All	None	None
Broward	Margate Police	-	-	-	-	-	S	-	-	All	None	None
Broward	Miramar Police	-	-	-	A	A	A	-	-	All	None	None
Broward	Pembroke Pines Police	A	A	-	A	A	A	A	A	All	None	None
Broward	Plantation Police	-	-	-	-	-	A	-	-	All	None	Some
Broward	Pompano Beach Police	A	A	-	A	A	A	-	A	Some	All	Some
Broward	Sunrise Police	A	A	-	-	A	A	-	A	All	None	None
Charlotte	Charlotte County Sheriff	-	-	-	-	-	S	-	-	All	None	None
Citrus	Citrus County Sheriff	-	-	-	-	-	-	S	-	All	None	All
Clay	Clay County Sheriff	-	-	-	-	-	-	S	-	All	None	All
Collier	Collier County Sheriff	A	A	A	A	A	A	A	A	All	None	None
Dade	Metro-Dade Police	-	S	-	-	-	A	-	-	All	All	None
Dade	Coral Gables Police	S	A	-	S	A	A	-	-	None	All	None
Dade	Hialeah Police	-	A	A	-	-	-	-	-	None	All	None
Dade	Miami Police	-	-	-	S	-	-	-	A	All	All	None
Dade	Miami Beach Police	-	-	-	-	-	S	-	-	None	All	All
Duval	Jacksonville Sheriff	A	A	-	S	A	A	-	-	All	None	None
Escambia	Escambia County Sheriff	A	A	A	S	-	-	-	A	All	None	Some
Escambia	Pensacola Police	A	S	-	A	A	A	-	-	All	None	None
Hernando	Hernando County Sheriff	-	-	-	S	-	-	-	-	All	None	All
Hillsborough	Hillsborough County Sheriff	A	A	-	-	A	A	-	A	All	None	None
Hillsborough	Tampa Police	-	A	-	-	-	S	-	A	All	None	None
Indian River	Indian River County Sheriff	S	S	-	-	S	S	-	A	All	None	All
Lake	Lake County Sheriff	-	-	-	-	-	S	-	-	All	None	None
Lee	Lee County Sheriff	-	-	-	S	-	-	-	-	All	None	Some
Lee	Cape Coral Police	-	-	-	S	-	-	-	-	All	None	All
Lee	Fort Myers Police	A	A	-	-	A	A	A	A	All	None	All
Leon	Leon County Sheriff	A	A	-	A	A	A	-	-	All	None	Some
Leon	Tallahassee Police	A	A	A	S	-	A	-	A	All	None	None
Manatee	Manatee County Sheriff	A	A	-	A	A	A	A	A	All	None	Some
Marion	Marion County Sheriff	A	A	-	-	-	S	A	-	All	None	Some
Marion	Ocala Police	-	-	-	-	-	S	-	-	All	None	None
Martin	Martin County Sheriff	A	A	-	A	A	A	A	A	All	None	None
Monroe	Monroe County Sheriff	A	A	-	A	A	S	-	-	All	None	None
Okaloosa	Okaloosa County Sheriff	A	A	-	S	A	S	-	-	All	None	All
Orange	Orange County Sheriff	-	A	A	A	A	S	A	A	All	None	None
Orange	Orlando Police	-	-	-	-	-	S	-	-	All	None	All
Osceola	Osceola County Sheriff	-	-	-	-	-	S	-	-	All	None	All
Palm Beach	Palm Beach County Sheriff	A	A	A	A	A	A	-	A	All	None	All
Palm Beach	Boca Raton Police	-	-	-	-	-	S	-	-	All	None	None
Palm Beach	Boynton Beach Police	-	-	-	A	A	S	A	-	All	None	None
Palm Beach	Delray Beach Police	-	-	-	S	-	S	-	A	All	None	None
Palm Beach	West Palm Beach Police	-	-	-	S	-	-	-	-	All	None	All
Pasco	Pasco County Sheriff	-	A	-	-	-	S	-	A	All	None	None
Pinellas	Pinellas County Sheriff	-	-	-	-	-	S	-	-	All	None	None
Pinellas	Clearwater Police	-	-	-	-	-	S	-	-	All	None	All
Pinellas	Largo Police	-	-	-	-	-	S	-	-	All	None	All
Pinellas	St. Petersburg Police	-	S	-	-	-	S	-	S	None	All	None
Polk	Polk County Sheriff	-	-	-	A	S	S	A	A	All	None	None
Polk	Lakeland Police	-	-	-	A	A	S	A	-	All	None	None
St. John	St. John County Sheriff	-	S	A	-	A	S	-	A	All	None	All
St. Lucie	St. Lucie County Sheriff	S	-	-	A	A	A	-	-	All	None	None
St. Lucie	Fort Pierce Police	-	-	-	-	-	S	-	A	All	None	None
St. Lucie	Port St. Lucie Police	-	-	-	-	-	S	-	-	None	All	None
Santa Rosa	Santa Rosa County Sheriff	-	-	-	S	-	-	-	-	All	None	None
Sarasota	Sarasota County Sheriff	-	-	-	-	-	S	-	-	All	None	None
Sarasota	Sarasota Police	A	A	A	S	-	-	-	-	All	None	None
Seminole	Seminole County Sheriff	-	-	-	-	S	S	-	-	All	None	All
Volusia	Volusia County Sheriff	-	-	-	S	-	-	-	-	All	None	All
Volusia	Daytona Beach Police	-	-	-	-	-	S	-	-	Some	None	Some

Table 14a. - continued

County	Name of agency	Type and caliber of sidearm authorized or supplied								Protective body armor policies		
		Revolver			Semi-automatic					Supplied	Cash allowance	Wear required
		.357	.38	Other	.40	.45	9mm	10mm	Other			
<b>GEORGIA</b>												
Bibb	Bibb County Sheriff	A	A	-	A	A	S	A	-	All	None	None
Bibb	Macon Police	-	-	-	S	A	A	S	-	All	None	Some
Chatham	Chatham County Police	-	-	-	-	S	-	-	-	All	None	None
Chatham	Savannah Police	-	S	-	-	S	-	-	-	All	None	All
Cherokee	Cherokee County Sheriff	-	-	-	S	-	A	-	A	All	None	All
Clarke	Athens-Clarke County Police	S	-	-	S	S	S	-	A	All	None	All
Clayton	Clayton County Police	A	A	-	S	-	A	-	A	All	None	None
Cobb	Cobb County Police	-	-	-	S	-	-	-	-	All	None	All
Cobb	Cobb County Sheriff	S	S	-	-	-	S	-	-	Some	None	Some
Cobb	Marietta Police	A	A	-	S	-	A	A	A	All	None	All
Columbia	Columbia County Sheriff	A	A	A	S	A	A	A	A	All	None	All
De Kalb	De Kalb County Police	-	-	-	-	-	S	-	-	All	None	Some
Dougherty	Albany Police	A	A	-	A	A	S	A	A	All	None	None
Douglas	Douglas County Sheriff	S	A	A	S	-	-	A	-	All	None	All
Fulton	Fulton County Police	S	-	S	-	-	-	-	-	All	None	All
Fulton	Atlanta Police	-	-	-	-	-	S	-	-	All	None	All
Fulton	East Point Police	-	-	-	S	-	-	-	-	All	None	All
Gwinnett	Gwinnett County Police	S	A	-	S	S	S	-	A	All	None	None
Hall	Hall County Sheriff	A	A	-	-	-	S	-	-	All	None	Some
Muscogee	Columbus Police	-	-	-	-	S	-	-	-	All	None	None
Richmond	Augusta-Richmond Co. Sheriff	-	-	-	S	-	-	-	-	All	None	All
<b>HAWAII</b>												
Hawaii	Hawaii County Police	-	A	-	-	-	S	-	-	All	None	None
Honolulu	Honolulu Police	-	A	A	-	-	S	-	-	None	All	None
Kauai	Kauai County Police	-	-	-	S	-	-	-	-	All	None	None
Maui	Maui County Police	-	-	-	S	-	-	-	-	All	None	None
<b>IDAHO</b>												
Ada	Ada County Sheriff	-	A	-	A	A	S	-	-	All	None	None
Ada	Boise Police	-	-	-	-	S	-	-	-	All	None	Some
<b>ILLINOIS</b>												
Champaign	Champaign Police	A	S	-	S	S	S	-	-	None	None	None
Cook	Cook County Sheriff	-	-	-	A	A	-	A	-	None	All	None
Cook	Arlington Heights Police	A	A	A	-	-	A	A	-	All	None	None
Cook	Chicago Police	A	A	-	-	A	A	-	-	All	None	All
Cook	Cicero Police	A	-	-	-	-	A	-	-	All	None	All
Cook	Evanston Police	A	A	-	A	A	S	-	-	All	None	None
Cook	Oak Lawn Police	A	-	-	A	A	A	-	-	All	None	All
Cook	Oak Park Police	A	A	-	-	A	A	-	-	All	None	All
Cook	Schaumburg Police	A	-	A	A	A	A	A	A	All	None	All
Cook	Skokie Police	-	-	-	-	A	A	-	-	All	None	Some
Du Page	Naperville Police	-	-	-	A	A	S	-	-	All	None	All
Kane	Aurora Police	A	A	-	-	-	A	-	-	None	All	None
Kane	Elgin Police	-	-	-	-	S	-	-	-	All	None	All
Lake	Lake County Sheriff	-	-	-	-	-	S	-	-	All	None	None
Lake	Waukegan Police	-	-	-	-	-	S	-	-	None	None	None
Macon	Decatur Police	A	-	-	A	A	-	-	-	None	All	Some
Peoria	Peoria Police	-	S	-	S	-	S	-	-	All	None	None
Sangamon	Springfield Police	-	-	-	A	A	A	-	A	All	None	All
Will	Will County Sheriff	S	-	-	S	-	-	-	-	All	None	Some
Will	Joliet Police	-	-	-	-	-	S	-	-	All	None	Some
Winnebago	Winnebago County Sheriff	-	-	-	-	S	-	-	-	All	None	All
Winnebago	Rockford Police	-	-	-	-	S	-	-	-	All	None	None
<b>INDIANA</b>												
Allen	Fort Wayne Police	-	S	A	-	-	S	-	A	All	All	All
Delaware	Muncie Police	-	-	S	-	-	A	-	-	All	None	All
Elkhart	Elkhart Police	-	-	-	S	-	S	-	-	All	None	None
Howard	Kokomo Police	A	A	-	-	-	S	-	-	All	All	None
Lake	Lake County Sheriff	-	-	-	-	-	S	-	-	Some	None	None
Lake	East Chicago Police	-	-	-	-	-	S	-	-	All	None	None
Lake	Gary Police	-	-	-	S	-	-	-	-	All	None	None
Lake	Hammond Police	-	-	-	S	-	-	-	-	All	All	None
Madison	Anderson Police	-	-	-	-	-	A	-	-	All	None	Some
Marion	Marion County Sheriff	-	-	-	S	-	-	-	-	All	None	None
Marion	Indianapolis Police	A	A	A	S	A	A	-	A	All	None	None
St. Joseph	South Bend Police	-	-	-	S	-	-	-	-	All	Some	None
Vanderburgh	Vanderburgh County Sheriff	-	-	-	-	S	-	-	-	All	None	Some
Vanderburgh	Evansville Police	A	A	-	-	-	S	-	-	All	None	All
Vigo	Terre Haute Police	-	-	-	-	-	S	-	-	All	None	None

**Table 14a. - continued**

County	Name of agency	Type and caliber of sidearm authorized or supplied								Protective body armor policies		
		Revolver			Semi-automatic					Supplied	Cash allowance	Wear required
		.357	.38	Other	.40	.45	9mm	10mm	Other			
<b>IOWA</b>												
Black Hawk	Waterloo Police	A	A	A	S	A	A	A	A	All	None	None
Linn	Cedar Rapids Police	-	-	S	S	-	-	-	-	All	None	None
Polk	Des Moines Police	A	A	-	-	-	A	-	-	Some	Some	All
Scott	Davenport Police	A	A	-	-	-	A	-	-	All	None	None
Woodbury	Sioux City Police	A	A	-	-	S	S	A	-	Some	All	None
<b>KANSAS</b>												
Douglas	Lawrence Police	-	-	-	-	-	A	-	-	Some	Some	None
Johnson	Johnson County Sheriff	-	-	-	-	-	S	-	-	All	None	None
Johnson	Olathe Police	-	-	-	S	-	-	-	-	All	None	All
Johnson	Overland Park Police	-	-	-	-	-	S	-	-	All	None	All
Sedgwick	Sedgwick County Sheriff	-	-	-	-	-	S	-	-	All	None	None
Sedgwick	Wichita Police	A	A	-	S	-	A	-	-	All	All	None
Shawnee	Shawnee County Sheriff	A	A	A	A	S	A	A	A	All	None	Some
Shawnee	Topeka Police	A	A	-	-	-	S	-	-	All	None	None
Wyandotte	Kansas City Police	A	A	-	A	-	A	-	-	Some	All	None
<b>KENTUCKY</b>												
Fayette	Lexington-Fayette County Police	-	-	-	-	-	S	-	-	All	None	All
Jefferson	Jefferson County Police	A	A	-	-	A	A	-	A	All	All	None
Jefferson	Jefferson County Sheriff	-	A	A	A	A	S	A	-	All	None	All
Jefferson	Louisville Police	-	-	-	-	-	S	-	-	All	None	None
Kenton	Covington Police	-	-	-	-	-	S	-	-	All	All	None
<b>LOUISIANA</b>												
Ascension	Ascension Parish Sheriff	S	S	-	A	A	A	A	-	Some	None	None
Bossier	Bossier Police	-	-	-	S	-	-	-	-	All	None	None
Caddo	Caddo Parish Sheriff	-	-	-	S	-	-	-	-	All	None	None
Caddo	Shreveport Police	-	-	-	-	-	S	S	-	All	None	All
Calcasieu	Calcasieu Parish Sheriff	A	A	-	A	A	A	A	A	All	None	None
Calcasieu	Lake Charles Police	-	A	-	S	-	-	-	-	Some	None	None
E. Baton Rouge	E. Baton Rouge Parish Sheriff	-	S	-	-	-	-	-	S	All	None	Some
E. Baton Rouge	Baton Rouge Police	S	S	-	S	A	S	-	A	All	None	None
Jefferson	Kenner Police	-	A	-	S	-	A	-	A	All	None	All
Lafayette	Lafayette Parish Sheriff	A	A	-	A	A	A	A	-	All	None	All
Lafourche	Lafourche Parish Sheriff	A	A	A	A	A	A	-	A	Some	None	None
Orleans	New Orleans Police	A	A	-	A	-	A	-	A	All	None	All
Ouachita	Ouachita Parish Sheriff	S	-	A	-	-	-	-	-	Some	None	None
Ouachita	Monroe Police	S	-	-	A	A	A	-	-	All	None	None
Rapides	Alexandria Police	A	A	A	S	A	A	A	A	All	None	All
St. Bernard	St. Bernard Parish Sheriff	A	A	-	A	-	A	-	-	None	All	None
St. Charles	St. Charles Parish Sheriff	A	A	-	A	A	A	-	-	Some	Some	None
St. John the Baptist	St. John the Baptist Sheriff	A	-	A	-	-	A	A	A	All	None	Some
St. Landry	St. Landry Parish Sheriff	A	A	-	-	-	A	-	-	All	None	Some
St. Tammany	St. Tammany Parish Sheriff	A	A	-	A	A	A	A	-	All	None	All
Terrebonne	Terrebonne Parish Sheriff	S	S	-	-	A	S	-	A	Some	None	None
<b>MARYLAND</b>												
Anne Arundel	Anne Arundel County Police	-	-	-	S	-	S	-	A	All	None	All
Anne Arundel	Annapolis Police	-	-	-	S	-	-	-	-	All	None	None
Baltimore(city)	Baltimore Police	-	S	-	-	-	S	-	-	All	None	All
Baltimore	Baltimore County Police	-	-	-	-	-	S	-	-	All	None	Some
Charles	Charles County Sheriff	-	-	-	S	-	-	-	-	All	None	All
Harford	Harford County Sheriff	-	-	-	S	-	-	-	-	All	None	None
Howard	Howard County Police	-	-	-	-	-	S	-	S	All	None	Some
Montgomery	Montgomery County Police	-	-	-	-	-	S	-	-	All	None	None
Prince George's	Prince George's County Police	-	-	-	S	-	S	-	-	All	None	All
<b>MASSACHUSETTS</b>												
Bristol	Fall River Police	-	-	-	-	-	S	-	-	All	None	None
Bristol	New Bedford Police	-	S	-	-	-	-	-	S	All	None	None
Essex	Lawrence Police	-	-	-	-	-	S	-	-	All	None	None
Essex	Lynn Police	-	-	-	S	-	-	-	-	All	None	None
Hampden	Chicopee Police	-	-	S	-	-	-	-	-	All	None	All
Hampden	Holyoke Police	-	-	-	S	-	-	-	-	All	None	None
Hampden	Springfield Police	-	-	-	S	-	-	-	-	All	None	None
Middlesex	Cambridge Police	-	-	-	-	-	S	-	S	All	None	None
Middlesex	Framingham Police	-	-	-	-	S	S	-	S	All	None	None
Middlesex	Lowell Police	-	-	-	-	-	S	-	-	All	None	None
Middlesex	Malden Police	-	-	-	S	-	-	-	-	All	Some	None
Middlesex	Medford Police	-	-	-	S	-	-	-	-	All	None	Some
Middlesex	Newton Police	-	-	-	-	-	S	-	-	All	None	Some
Middlesex	Somerville Police	-	A	-	-	-	S	-	A	All	None	Some
Middlesex	Waltham Police	-	-	-	S	-	-	-	-	All	None	Some

Table 14a. - continued

County	Name of agency	Type and caliber of sidearm authorized or supplied								Protective body armor policies		
		Revolver			Semi-automatic					Supplied	Cash allowance	Wear required
		.357	.38	Other	.40	.45	9mm	10mm	Other			
<b>MASSACHUSETTS (cont.)</b>												
Norfolk	Brookline Police	-	-	-	-	-	S	-	-	All	None	Some
Norfolk	Quincy Police	-	-	-	-	-	S	-	S	Some	None	None
Plymouth	Brockton Police	-	-	-	S	-	-	-	-	Some	All	Some
Suffolk	Boston Police	-	-	-	-	-	S	-	-	All	None	Some
Suffolk	Revere Police	-	-	-	S	-	-	-	-	All	None	None
Worcester	Worcester Police	S	-	-	-	-	S	-	-	All	None	None
<b>MICHIGAN</b>												
Calhoun	Battle Creek Police	A	A	A	S	-	A	A	A	All	None	None
Genesee	Flint Police	-	-	-	-	-	S	-	A	All	None	All
Ingham	Lansing Police	-	-	-	S	-	-	-	-	All	None	All
Kalamazoo	Kalamazoo Police	-	A	A	-	-	S	-	A	All	None	None
Kent	Kent County Sheriff	A	A	-	S	-	-	-	A	All	None	None
Kent	Grand Rapids Police	-	-	-	S	-	-	-	-	All	None	None
Macomb	Macomb County Sheriff	-	-	-	S	-	-	-	-	All	None	All
Macomb	Sterling Heights Police	-	-	-	S	-	-	-	-	Some	None	None
Macomb	Warren Police	-	-	-	S	-	-	-	-	None	All	None
Oakland	Oakland County Sheriff	S	A	-	-	-	S	-	A	All	None	All
Oakland	Farmington Hills Police	A	A	-	S	A	A	A	A	All	None	All
Oakland	Pontiac Police	-	-	-	-	-	S	-	-	All	None	All
Oakland	Southfield Police	-	S	-	-	-	S	-	-	All	All	None
Oakland	Troy Police	-	-	-	-	-	S	-	-	None	Some	None
Saginaw	Saginaw Police	-	-	-	A	A	S	-	-	All	None	All
Washtenaw	Washtenaw County Sheriff	-	-	-	-	-	A	-	-	All	None	All
Washtenaw	Ann Arbor Police	-	-	-	-	-	S	-	A	All	None	All
Wayne	Wayne County Sheriff	S	A	-	-	-	S	-	-	All	None	All
Wayne	Dearborn Police	-	-	-	-	-	S	-	A	All	None	All
Wayne	Detroit Police	A	A	A	S	-	A	-	-	All	None	All
Wayne	Livonia Police	-	-	-	-	-	S	-	-	All	None	All
Wayne	Taylor Police	-	-	-	S	-	-	-	-	All	None	All
Wayne	Westland Police	A	A	-	-	-	S	-	-	All	None	All
<b>MINNESOTA</b>												
Hennepin	Bloomington Police	-	-	-	S	A	A	A	-	Some	All	None
Hennepin	Minneapolis Police	A	A	-	-	A	A	-	-	None	All	None
Ramsey	Ramsey County Sheriff	-	-	-	S	-	-	-	-	All	None	None
Ramsey	St. Paul Police	-	-	-	S	-	-	-	-	All	All	All
St. Louis	Duluth Police	-	-	-	S	-	-	-	-	All	None	None
<b>MISSISSIPPI</b>												
Forrest	Hattiesburg Police	-	-	-	-	-	S	-	-	All	None	All
Harrison	Biloxi Police	S	-	-	A	A	S	-	-	All	None	All
Harrison	Gulfport Police	A	-	A	A	S	A	A	A	All	None	All
Hinds	Jackson Police	-	-	-	-	-	S	-	-	All	None	None
Jackson	Jackson County Sheriff	A	-	-	S	A	A	A	-	All	None	All
<b>MISSOURI</b>												
Boone	Columbia Police	-	-	-	-	-	S	-	-	All	None	None
Buchanan	St. Joseph Police	-	-	-	A	A	S	A	-	All	None	Some
Greene	Springfield Police	A	A	-	S	A	A	-	-	All	None	None
Jackson	Independence Police	-	-	-	-	S	-	-	-	All	None	All
Jackson	Kansas City Police	-	A	-	S	-	-	-	-	All	None	All
Jefferson	Jefferson County Sheriff	-	-	-	S	-	-	-	-	All	None	All
St. Charles	St. Charles County Sheriff	-	-	-	S	-	-	-	-	All	None	None
St. Louis(city)	St. Louis Police	-	-	-	-	-	S	-	-	All	None	None
St. Louis	St. Louis County Police	A	A	-	S	-	A	-	A	All	None	All
<b>MONTANA</b>												
Yellowstone	Billings Police	-	-	-	S	-	-	S	-	All	None	None
<b>NEBRASKA</b>												
Douglas	Omaha Police	-	A	-	A	S	A	-	-	All	None	All
Lancaster	Lincoln Police	-	-	-	-	S	S	-	-	None	All	None
<b>NEVADA</b>												
Clark	Las Vegas Metropolitan Police	-	-	-	A	A	S	-	-	All	None	Some
Clark	North Las Vegas Police	-	-	-	A	-	A	-	-	All	None	None
Nye	Nye County Sheriff	A	-	-	A	S	A	A	-	All	None	All
Washoe	Washoe County Sheriff	S	-	-	A	A	S	-	A	All	None	None
Washoe	Reno Police	A	A	-	A	A	S	-	-	All	None	None

Table 14a. - continued

County	Name of agency	Type and caliber of sidearm authorized or supplied								Protective body armor policies		
		Revolver			Semi-automatic					Supplied	Cash allowance	Wear required
		.357	.38	Other	.40	.45	9mm	10mm	Other			
<b>NEW HAMPSHIRE</b>												
Hillsborough	Manchester Police	-	-	-	S	-	-	-	-	All	None	All
Hillsborough	Nashua Police	-	-	-	S	-	S	-	S	None	All	None
<b>NEW JERSEY</b>												
Atlantic	Atlantic City Police	-	-	-	S	-	S	-	S	All	None	All
Camden	Camden Police	-	-	-	-	-	S	-	-	Some	None	None
Camden	Cherry Hill Police	-	-	-	S	-	-	-	-	All	None	None
Essex	Bloomfield Police	-	-	-	S	-	-	-	-	All	None	None
Essex	East Orange Police	-	-	-	-	-	S	-	-	None	None	None
Essex	Irvington Police	-	-	-	S	-	-	-	-	None	None	None
Essex	Newark Police	-	-	-	-	-	S	-	-	None	None	None
Essex	West Orange Police	-	-	-	S	-	-	-	-	All	None	All
Hudson	Hudson County Sheriff	-	-	-	A	-	-	-	-	None	None	None
Hudson	Bayonne Police	-	A	-	-	-	S	-	-	All	None	None
Hudson	Hoboken Police	-	A	-	-	-	A	-	-	None	None	None
Hudson	Jersey City Police	-	A	-	-	-	A	-	-	None	None	None
Hudson	North Bergen Police	-	-	-	-	-	A	-	-	All	None	All
Hudson	Union City Police	-	A	-	-	-	A	-	A	None	All	None
Hudson	West New York Police	-	A	-	-	-	A	-	-	All	None	None
Mercer	Hamilton Police	-	-	-	A	S	S	A	-	None	None	None
Mercer	Trenton Police	-	-	-	S	-	-	-	-	All	None	None
Middlesex	Edison Police	-	-	-	S	-	-	-	-	Some	None	None
Middlesex	New Brunswick Police	-	-	-	S	-	-	-	-	All	None	None
Middlesex	Perth Amboy Police	-	-	-	-	-	S	-	A	None	All	None
Middlesex	Woodbridge Police	-	A	-	S	-	A	-	A	All	None	None
Monmouth	Long Branch Police	-	-	-	-	-	S	-	-	None	None	None
Morris	Parsippany Police	-	-	-	A	-	S	-	A	Some	All	None
Ocean	Brick Township Police	-	-	-	-	-	-	S	-	All	None	All
Ocean	Dover Township Police	-	-	-	-	-	-	S	-	All	None	None
Passaic	Passaic County Sheriff	-	-	-	-	-	S	-	-	All	None	None
Passaic	Clifton Police	A	A	-	-	-	A	-	-	None	None	None
Passaic	Passaic Police	-	-	-	-	-	S	-	-	All	None	All
Passaic	Wayne Police	-	A	-	A	A	-	-	-	All	None	None
Union	Union County Sheriff	-	-	-	S	-	-	-	S	All	None	All
Union	Elizabeth Police	-	-	-	-	-	S	-	-	All	None	All
Union	Linden Police	-	-	-	-	-	-	-	S	All	All	All
Union	Plainfield Police	-	-	-	-	-	S	-	-	All	None	Some
Union	Union Police	-	-	-	S	-	-	-	-	All	None	None
<b>NEW MEXICO</b>												
Bernalillo	Bernalillo County Sheriff	-	-	-	S	-	-	-	-	All	None	All
Bernalillo	Albuquerque Police	A	A	A	A	A	S	A	-	All	None	All
Dona Ana	Las Cruces Police	A	A	A	A	A	A	-	-	All	None	All
Santa Fe	Santa Fe Police	S	A	-	A	A	S	A	A	All	All	All
<b>NEW YORK</b>												
Albany	Albany Police	-	-	-	-	-	S	-	-	All	None	All
Albany	Colonie Police	-	-	-	-	S	-	-	-	All	None	None
Broome	Binghamton Police	-	-	-	S	-	-	-	-	All	None	All
Dutchess	Dutchess County Sheriff	-	-	-	-	-	S	-	-	All	None	None
Erie	Erie County Sheriff	A	A	-	S	-	-	-	-	All	None	None
Erie	Amherst Police	-	-	-	S	-	-	-	-	All	None	All
Erie	Buffalo Police	A	A	A	A	A	S	A	A	All	None	None
Erie	Cheektowaga Police	A	A	A	S	A	A	A	A	All	None	None
Erie	Tonawanda Police	-	-	-	-	-	S	-	-	None	All	None
Monroe	Monroe County Sheriff	-	-	-	-	-	S	-	-	All	None	None
Monroe	Rochester Police	-	-	-	-	-	S	-	-	All	None	All
Nassau	Nassau County Police	-	A	-	-	-	S	-	-	All	None	None
Nassau	Hempstead Police	-	A	-	-	A	A	-	-	All	None	All
New York City	New York City Police	-	A	-	-	-	S	-	-	All	None	All
Niagara	Niagara County Sheriff	-	-	-	-	-	S	-	-	All	None	Some
Niagara	Niagara Falls Police	-	-	-	-	-	S	-	-	All	None	None
Onondaga	Onondaga County Sheriff	-	-	-	-	S	-	-	-	All	None	Some
Onondaga	Syracuse Police	-	-	-	-	S	-	-	-	All	None	All
Oswego	Oswego County Sheriff	-	-	-	S	-	-	-	-	All	None	All
Rensselaer	Troy Police	-	-	-	-	-	S	-	-	All	All	All
Rockland	Clarkstown Police	-	-	-	-	-	S	-	-	All	None	None
Rockland	Ramapo Police	-	-	-	-	-	S	-	-	All	None	None
Schenectady	Schenectady Police	-	-	-	S	-	-	-	-	All	None	None
Suffolk	Suffolk County Police	-	A	-	-	-	S	-	-	All	None	None
Westchester	Westchester County Police	-	S	-	-	-	S	A	A	All	None	None
Westchester	Greenburgh Police	-	-	-	S	-	-	-	-	All	None	All
Westchester	Mt. Vernon Police	-	-	-	-	-	A	-	-	All	None	Some
Westchester	New Rochelle Police	-	-	-	S	-	-	-	-	All	None	All
Westchester	White Plains Police	-	-	-	-	-	S	-	-	All	None	None
Westchester	Yonkers Police	-	S	-	-	-	S	-	-	All	None	All

Table 14a. - continued

County	Name of agency	Type and caliber of sidearm authorized or supplied							Protective body armor policies			
		Revolver			Semi-automatic				Supplied	Cash allowance	Wear required	
		.357	.38	Other	.40	.45	9mm	10mm	Other			
<b>NORTH CAROLINA</b>												
Alamance	Burlington Police	-	-	-	S	-	-	-	-	All	None	None
Buncombe	Buncombe County Sheriff	-	-	-	-	S	-	-	-	All	None	None
Buncombe	Asheville Police	-	-	-	-	S	-	-	-	All	None	None
Cabarrus	Cabarrus County Sheriff	-	-	-	-	-	S	-	-	All	None	All
Cumberland	Cumberland County Sheriff	-	-	-	-	-	S	-	-	All	None	None
Cumberland	Fayetteville Police	-	-	-	S	-	-	-	-	All	None	All
Durham	Durham Police	-	-	S	-	-	-	-	-	All	None	All
Forsyth	Winston-Salem Police	-	-	-	S	-	-	-	-	All	None	Some
Gaston	Gaston County Police	-	-	-	-	S	-	-	-	All	None	None
Gaston	Gastonia Police	-	-	-	-	-	S	-	-	All	None	Some
Guilford	Guilford County Sheriff	-	-	-	S	-	-	-	S	All	None	None
Guilford	Greensboro Police	-	-	-	-	-	S	-	-	All	None	None
Guilford	High Point Police	-	-	-	S	-	-	-	-	All	None	All
Mecklenburg	Charlotte-Mecklenburg Police	-	-	-	S	-	S	-	-	All	None	None
Nash	Rocky Mount Police	-	A	A	-	-	S	-	-	All	None	Some
New Hanover	Wilmington Police	-	-	-	-	-	S	-	-	All	None	None
Pitt	Greenville Police	A	A	A	A	S	A	A	A	All	None	None
Wake	Wake County Sheriff	-	-	-	-	-	S	-	-	All	None	None
Wake	Raleigh Police	-	-	-	-	-	-	S	-	All	None	None
<b>OHIO</b>												
Butler	Butler County Sheriff	-	-	-	S	-	-	-	A	All	All	Some
Butler	Hamilton Police	-	-	-	-	-	S	-	-	All	None	All
Cuyahoga	Cleveland Police	-	A	A	-	-	S	-	-	All	None	Some
Cuyahoga	Euclid Police	A	A	-	A	S	S	A	A	None	All	None
Franklin	Franklin County Sheriff	-	-	-	-	A	S	-	A	All	None	All
Franklin	Columbus Police	-	S	-	-	S	S	-	-	All	None	Some
Hamilton	Hamilton County Sheriff	-	-	-	S	-	-	-	-	All	None	None
Hamilton	Cincinnati Police	-	-	-	-	-	S	-	-	All	None	All
Lorain	Lorain Police	-	-	-	-	S	S	-	-	All	None	All
Lucas	Toledo Police	-	-	-	-	-	S	-	-	All	None	All
Mahoning	Youngstown Police	-	-	-	-	-	S	-	-	None	All	All
Montgomery	Dayton Police	-	-	-	S	-	-	-	-	All	None	None
Stark	Canton Police	-	-	-	-	S	-	-	-	None	All	None
Summit	Akron Police	-	-	S	-	-	-	-	-	All	None	All
<b>OKLAHOMA</b>												
Cleveland	Norman Police	A	-	S	A	A	A	-	-	All	None	Some
Comanche	Lawton Police	-	-	-	-	-	S	-	-	All	None	None
Oklahoma	Oklahoma County Sheriff	A	-	-	A	A	A	A	-	All	None	All
Oklahoma	Oklahoma City Police	A	A	-	-	A	S	-	-	Some	All	All
Tulsa	Tulsa County Sheriff	-	-	-	-	S	A	-	-	All	Some	All
Tulsa	Tulsa Police	-	-	-	S	-	-	-	-	All	None	None
<b>OREGON</b>												
Clackamas	Clackamas County Sheriff	A	-	-	A	A	A	A	-	All	None	None
Lane	Lane County Sheriff	-	-	-	-	-	S	-	-	All	None	All
Lane	Eugene Police	-	-	-	-	S	-	-	-	All	None	None
Linn	Linn County Sheriff	S	-	-	A	A	A	-	-	All	None	None
Marion	Salem Police	A	A	A	A	S	A	A	A	All	None	None
Multnomah	Portland Police	-	A	-	-	S	S	-	-	All	Some	All
Washington	Washington County Sheriff	A	A	A	A	A	A	-	A	All	None	All
<b>PENNSYLVANIA</b>												
Allegheny	Allegheny County Police	-	-	-	S	-	-	-	-	All	None	Some
Allegheny	Pittsburgh Police	-	S	-	A	-	A	-	-	All	None	None
Berks	Reading Police	-	-	-	-	-	S	-	-	All	None	All
Dauphin	Harrisburg Police	-	-	-	-	A	-	-	-	All	All	None
Delaware	Upper Darby Township Police	-	-	-	-	-	S	-	-	None	All	None
Erie	Erie Police	-	-	-	-	-	S	-	-	All	None	All
Lancaster	Lancaster Police	-	-	-	S	-	-	-	-	All	None	All
Lehigh	Allentown Police	-	-	-	S	-	-	-	-	All	None	None
Montgomery	Lower Merion Township Police	-	-	-	-	-	S	-	-	All	None	All
Northampton	Bethlehem Police	-	-	-	-	-	S	-	-	Some	None	None
Philadelphia	Philadelphia Police	S	S	-	-	-	S	-	-	All	None	All
<b>RHODE ISLAND</b>												
Kent	Warwick Police	-	-	-	S	-	-	-	-	Some	All	Some
Providence	Cranston Police	-	-	-	S	-	-	-	-	None	None	None
Providence	Pawtucket Police	-	-	-	S	-	-	-	-	None	All	None
Providence	Providence Police	-	-	-	S	-	S	-	-	All	None	All
Providence	Woonsocket Police	-	-	-	-	S	-	-	-	Some	None	None

Table 14a. - continued

County	Name of agency	Type and caliber of sidearm authorized or supplied								Protective body armor policies		
		Revolver			Semi-automatic					Supplied	Cash allowance	Wear required
		.357	.38	Other	.40	.45	9mm	10mm	Other			
<b>SOUTH CAROLINA</b>												
Anderson	Anderson County Sheriff	-	-	-	S	-	-	-	-	All	None	None
Beaufort	Beaufort County Sheriff	A	A	-	S	A	A	A	A	All	None	All
Charleston	Charleston County Sheriff	-	-	-	S	-	-	-	-	All	None	None
Charleston	Charleston Police	-	-	-	-	S	-	-	-	All	None	None
Greenville	Greenville County Sheriff	-	-	-	S	-	S	-	-	All	None	None
Greenville	Greenville Police	-	-	-	-	-	S	-	-	All	None	None
Horry	Horry County Police	-	-	-	S	-	-	-	-	All	None	All
Horry	Myrtle Beach Police	-	-	-	S	-	-	-	-	All	None	All
Richland	Richland County Sheriff	A	A	A	S	-	A	-	A	Some	None	Some
Richland	Columbia Police	-	S	-	-	-	-	-	-	All	None	All
Spartanburg	Spartanburg County Sheriff	-	-	-	-	-	S	-	-	All	None	All
Spartanburg	Spartanburg Police	-	-	-	-	-	S	-	-	All	None	None
<b>SOUTH DAKOTA</b>												
Minnehaha	Sioux Falls Police	-	-	-	-	-	S	-	-	All	None	None
<b>TENNESSEE</b>												
Davidson	Nashville Metropolitan Police	-	-	-	S	-	-	-	-	All	None	None
Hamilton	Hamilton County Sheriff	A	-	-	A	A	A	A	-	All	None	None
Hamilton	Chattanooga Police	-	-	-	-	S	S	-	-	All	None	All
Knox	Knox County Sheriff	-	-	-	S	-	-	-	-	All	None	None
Knox	Knoxville Police	-	-	-	-	-	S	-	-	All	None	None
Madison	Jackson Police	A	A	A	S	A	A	-	-	All	None	None
Montgomery	Clarksville Police	-	-	-	S	-	-	-	-	All	None	All
Rutherford	Murfreesboro Police	-	-	-	-	-	-	S	-	All	None	None
Shelby	Memphis Police	-	-	-	S	-	-	-	-	All	None	Some
Sullivan	Sullivan County Sheriff	-	-	-	S	-	-	-	-	All	None	All
Washington	Johnson City Police	-	-	-	-	-	S	-	-	All	None	All
<b>TEXAS</b>												
Bell	Killeen Police	A	A	A	A	A	A	A	A	All	All	Some
Bell	Temple Police	-	-	-	-	A	S	-	A	Some	None	Some
Bexar	Bexar County Sheriff	-	-	-	S	-	-	-	-	All	None	All
Bexar	San Antonio Police	-	-	-	S	-	-	-	-	All	None	None
Cameron	Brownsville Police	-	-	-	-	S	A	-	-	All	None	None
Cameron	Harlingen Police	-	-	-	-	-	S	-	A	All	None	None
Collin	Plano Police	A	A	A	A	A	S	-	-	All	All	None
Dallas	Carrollton Police	-	-	-	S	-	-	-	-	All	None	None
Dallas	Dallas Police	-	-	-	-	-	S	-	-	All	None	All
Dallas	Garland Police	-	-	-	S	S	S	-	-	All	None	All
Dallas	Grand Prairie Police	A	A	A	A	A	A	A	A	All	None	None
Dallas	Irving Police	S	-	-	A	-	S	-	-	All	None	Some
Dallas	Mesquite Police	S	A	A	A	A	S	A	A	All	None	None
Dallas	Richardson Police	-	A	A	A	A	A	-	A	All	None	All
Denton	Denton Police	-	A	A	A	A	A	A	A	All	None	None
Ector	Odessa Police	A	A	-	-	S	S	-	-	None	None	None
El Paso	El Paso Police	A	A	-	-	-	A	-	-	All	None	Some
Fort Bend	Fort Bend County Sheriff	A	A	A	A	A	A	A	A	All	None	Some
Gregg	Longview Police	-	A	A	A	A	A	-	A	Some	None	Some
Harris	Harris County Sheriff	A	A	-	A	A	A	A	A	All	None	All
Harris	Baytown Police	-	-	-	-	-	-	S	-	All	None	All
Harris	Houston Police	A	A	A	A	A	A	A	A	All	None	Some
Harris	Pasadena Police	A	A	A	A	A	A	A	A	All	None	None
Hidalgo	Hidalgo County Sheriff	-	-	-	-	S	A	-	A	All	None	All
Hidalgo	McAllen Police	-	-	-	S	-	-	-	-	All	None	All
Jefferson	Beaumont Police	A	A	A	A	A	A	A	-	None	All	None
Jefferson	Port Arthur Police	-	A	-	A	A	A	-	-	All	None	All
Lubbock	Lubbock Police	A	A	-	S	A	A	A	-	All	None	Some
McLennan	Waco Police	A	A	A	A	A	S	-	A	All	None	Some
Midland	Midland Police	A	A	-	S	S	S	A	-	All	None	None
Nueces	Corpus Christi Police	S	S	-	-	-	A	-	-	All	None	All
Potter	Amarillo Police	S	-	-	S	-	S	-	-	All	None	None
Smith	Tyler Police	A	A	-	A	A	A	-	A	All	None	Some
Tarrant	Tarrant County Sheriff	A	A	-	A	A	A	A	-	All	None	All
Tarrant	Arlington Police	S	A	-	A	A	S	A	-	All	None	None
Tarrant	Fort Worth Police	A	A	-	S	A	A	A	-	All	None	None
Taylor	Abilene Police	S	-	A	A	A	A	S	A	All	None	All
Tom Green	San Angelo Police	S	-	-	A	A	A	A	-	All	None	None
Travis	Travis County Sheriff	S	-	-	A	A	A	A	-	All	None	None
Travis	Austin Police	S	A	-	A	A	S	A	-	All	None	None
Webb	Laredo Police	A	A	-	-	S	-	-	-	All	None	All
Wichita	Wichita Falls Police	A	A	-	-	A	A	-	-	All	None	None
Williamson	Williamson County Sheriff	A	A	-	A	A	A	A	A	All	None	All



**Table 14a. - continued**

County	Name of agency	Type and caliber of sidearm authorized or supplied								Protective body armor policies		
		Revolver			Semi-automatic					Supplied	Cash allowance	Wear required
		.357	.38	Other	.40	.45	9mm	10mm	Other			
<b>UTAH</b>												
Salt Lake	Salt Lake City Police	-	-	-	-	-	S	A	-	All	None	None
Salt Lake	West Valley City Police	-	-	-	A	A	S	A	A	All	None	All
Weber	Ogden Police	-	-	-	S	-	-	-	-	None	All	None
<b>VIRGINIA</b>												
Alexandria(city)	Alexandria Police	A	A	A	S	A	A	A	A	All	None	Some
Arlington	Arlington County Police	-	-	-	S	-	-	-	-	All	None	None
Chesapeake(city)	Chesapeake Police	-	-	-	-	-	S	-	-	All	None	None
Chesterfield	Chesterfield County Police	A	A	A	S	A	A	A	A	All	None	None
Danville(city)	Danville Police	-	-	-	S	-	-	-	-	All	None	All
Fairfax	Fairfax County Police	-	A	-	-	-	S	-	-	All	None	None
Hampton(city)	Hampton Police	-	-	-	-	S	-	-	-	All	None	All
Hanover	Hanover County Sheriff	-	-	-	-	S	-	-	-	All	None	Some
Henrico	Henrico County Police	-	-	-	-	S	-	-	-	All	None	None
Loudoun	Loudoun County Sheriff	-	-	-	S	-	-	-	-	All	None	None
Lynchburg(city)	Lynchburg Police	-	-	-	S	-	-	-	-	All	None	All
Newport News(city)	Newport News Police	-	-	-	-	-	S	-	-	All	None	None
Norfolk(city)	Norfolk Police	-	-	-	A	A	S	A	A	All	None	None
Petersburg(city)	Petersburg Police	-	-	-	A	-	A	-	-	All	None	All
Portsmouth(city)	Portsmouth Police	-	-	-	-	-	S	-	-	All	None	None
Prince William	Prince William County Police	-	-	-	-	-	A	S	-	All	None	None
Richmond(city)	Richmond Police	-	-	-	-	-	S	-	-	All	None	None
Roanoke(city)	Roanoke Police	-	-	-	S	-	-	-	-	All	None	None
Suffolk(city)	Suffolk Police	-	S	-	-	-	S	-	-	All	None	None
Virginia Beach(city)	Virginia Beach Police	-	-	-	-	-	S	-	-	All	None	Some
<b>WASHINGTON</b>												
Clark	Clark County Sheriff	A	-	-	A	A	S	-	-	All	None	All
Clark	Vancouver Police	A	A	-	A	A	A	A	-	All	None	All
King	King County Sheriff	A	-	A	A	A	A	-	-	All	None	All
King	Bellevue Police	-	-	-	-	-	S	-	A	All	None	All
King	Kent Police	A	-	A	-	-	-	-	-	All	None	All
King	Seattle Police	S	S	-	S	A	A	-	-	All	Some	All
Pierce	Pierce County Sheriff	A	A	-	A	A	S	A	-	All	None	All
Pierce	Tacoma Police	A	A	A	S	A	A	A	A	All	None	All
Snohomish	Snohomish County Sheriff	-	-	-	S	A	A	-	-	All	None	All
Snohomish	Everett Police	A	A	A	S	A	S	A	A	All	None	All
Spokane	Spokane County Sheriff	A	A	-	S	A	A	S	-	All	None	All
Spokane	Spokane Police	A	A	-	S	-	A	-	A	All	None	All
Thurston	Thurston County Sheriff	A	A	A	A	A	A	A	A	All	None	All
Yakima	Yakima Police	A	A	A	A	A	A	-	A	All	None	All
<b>WEST VIRGINIA</b>												
Cabell	Huntington Police	-	-	-	S	-	-	-	-	None	None	None
Kanawha	Charleston Police	-	-	-	S	-	S	-	-	All	None	All
<b>WISCONSIN</b>												
Brown	Brown County Sheriff	-	-	-	-	-	S	-	-	All	None	Some
Brown	Green Bay Police	-	-	-	-	-	S	-	-	None	All	All
Dane	Dane County Sheriff	-	-	-	-	A	A	-	A	All	None	None
Dane	Madison Police	A	A	-	-	A	A	-	-	All	All	None
Kenosha	Kenosha Police	-	-	-	-	-	S	-	-	None	None	None
Milwaukee	Milwaukee County Sheriff	-	-	-	S	-	-	-	-	All	None	All
Milwaukee	Milwaukee Police	-	-	-	S	-	S	-	-	All	None	Some
Milwaukee	West Allis Police	-	-	-	-	A	A	-	-	All	Some	All
Outgamie	Appleton Police	-	A	-	-	-	A	-	-	Some	None	Some
Racine	Racine Police	-	-	-	-	-	A	-	-	All	None	None
Waukesha	Waukesha County Sheriff	A	-	A	S	A	A	A	-	None	All	All

Note: Codes for sidearms are as follows:

"A"=Authorized for use, but not supplied to field/patrol officers

"S"=Supplied to field/patrol officers

Body armor policies apply to "all", "some", or "none" of the agency's field/patrol officers.

**Table 15a. Types of nonlethal weapons authorized for use by officers in local law enforcement agencies, 1997**

County	Name of agency	Impact devices			Chemical agents						Other weapons/actions			
		Baton	Rubber bullets	Soft projectile	Pepper spray	Tear gas	Personal issue CS	Tactical operations Pepper spray	Tactical operations Tear gas	Tactical operations CS	Capture net	Choke/carotid hold	Electrical device	Flash/bang grenade
<b>ALABAMA</b>														
Etowah	Gadsden Police	C,P,T	-	-	X	-	-	-	-	-	-	X	X	X
Houston	Dothan Police	C,T	-	-	X	-	-	X	X	X	-	-	-	X
Jefferson	Jefferson County Sheriff	C,P,T	-	-	X	-	-	X	-	X	-	-	-	X
Jefferson	Bessemer Police	C,P,T	-	-	X	-	-	X	X	X	-	X	-	X
Jefferson	Birmingham Police	C,T	-	-	X	-	-	X	-	-	X	-	-	-
Jefferson	Hoover Police	C,P,T	-	-	X	-	-	-	-	-	-	-	-	-
Madison	Huntsville Police	C	-	-	X	-	-	X	X	X	-	-	-	X
Mobile	Mobile County Sheriff	T	-	-	X	-	-	X	X	X	-	-	-	X
Mobile	Mobile Police	T	-	-	X	-	-	X	X	X	-	-	-	X
Montgomery	Montgomery County Sheriff	C	-	-	X	-	X	-	-	-	-	-	-	X
Montgomery	Montgomery Police	C,T	-	-	X	-	-	X	X	-	-	X	-	X
Morgan	Decatur Police	C,P	-	-	X	-	-	X	-	X	-	-	-	X
Tuscaloosa	Tuscaloosa Police	P	X	X	X	-	-	X	X	X	-	-	-	X
<b>ALASKA</b>														
Anchorage	Anchorage Police	P,T	X	X	X	-	-	X	X	X	-	X	-	X
<b>ARIZONA</b>														
Maricopa	Maricopa County Sheriff	C,P,T	X	X	X	-	-	X	X	X	-	X	X	X
Maricopa	Chandler Police	C,P,T	-	X	X	-	-	X	-	-	-	X	-	X
Maricopa	Glendale Police	C,P,T	X	-	X	-	-	X	X	-	-	-	X	X
Maricopa	Mesa Police	C	-	X	X	-	-	X	X	X	-	-	-	X
Maricopa	Phoenix Police	C	-	X	X	-	-	X	X	-	-	X	-	X
Maricopa	Scottsdale Police	C,T	-	-	X	-	-	X	-	-	-	X	X	X
Maricopa	Tempe Police	C,P	-	-	X	-	-	X	X	-	-	-	-	-
Pima	Pima County Sheriff	C,P,T	-	-	X	-	-	-	-	-	-	-	X	X
Pima	Tucson Police	C,P,T	X	X	X	-	-	X	X	X	-	-	-	X
Pinal	Pinal County Sheriff	C,P	X	X	X	-	-	X	-	-	-	-	X	X
Yuma	Yuma Police	C,P,T	-	-	X	-	-	-	X	X	-	-	X	X
<b>ARKANSAS</b>														
Jefferson	Pine Bluff Police	C,P,T	-	-	X	-	-	X	X	-	-	-	-	X
Pulaski	Pulaski County Sheriff	C,T	-	-	X	-	-	X	-	-	-	-	-	X
Pulaski	Little Rock Police	P,T	-	-	X	-	-	-	X	-	-	-	X	X
Pulaski	North Little Rock Police	C,P,T	-	X	X	-	-	X	X	X	-	-	-	X
Sebastian	Fort Smith Police	C,P,T	-	-	X	-	-	X	-	-	-	-	-	-
<b>CALIFORNIA</b>														
Alameda	Alameda County Sheriff	C,T	-	-	X	-	-	-	X	X	-	X	-	X
Alameda	Alameda Police	P,T	-	X	X	-	-	X	-	X	-	-	-	X
Alameda	Berkeley Police	C,T	-	X	X	-	-	X	X	X	-	-	-	X
Alameda	Fremont Police	T	-	X	X	-	-	-	X	X	-	X	-	X
Alameda	Hayward Police	C,P,T	-	X	X	-	-	-	X	X	-	X	X	X
Alameda	Oakland Police	C,T	X	X	X	-	-	X	X	X	-	-	X	X
Contra Costa	Contra Costa County Sheriff	C,P,T	-	-	-	X	-	-	X	-	-	-	X	X
Contra Costa	Concord Police	P,T	-	-	X	-	-	-	X	X	-	X	X	X
Contra Costa	Richmond Police	P	X	X	X	-	-	-	-	X	-	X	X	X
El Dorado	El Dorado County Sheriff	C,P,T	X	X	X	-	-	-	X	X	-	X	-	X
Fresno	Fresno County Sheriff	C,P	-	-	X	-	-	-	X	-	-	-	X	X
Fresno	Fresno Police	C,P,T	-	-	X	-	-	X	X	X	-	X	X	X
Kern	Kern County Sheriff	T	X	X	X	-	-	-	-	-	-	-	-	X
Kern	Bakersfield Police	C,T	-	-	X	-	-	X	X	X	-	X	X	X
Los Angeles	Los Angeles County Sheriff	P,T	X	X	X	X	-	X	X	X	X	X	X	X
Los Angeles	Beverly Hills Police	C,P,T	-	-	X	-	-	-	-	X	-	-	X	X
Los Angeles	Burbank Police	C,P	-	X	X	-	-	-	X	-	-	-	-	-
Los Angeles	Compton Police	C,P,T	X	X	X	-	-	X	X	-	-	-	-	X
Los Angeles	Culver City Police	T	-	-	X	-	-	X	X	X	-	X	-	-
Los Angeles	Downey Police	C,P,T	-	-	X	-	-	-	-	-	-	X	-	-
Los Angeles	El Monte Police	T	-	-	X	-	X	-	-	-	-	-	-	-
Los Angeles	Glendale Police	P,T	X	X	X	-	-	-	-	-	-	-	-	X
Los Angeles	Inglewood Police	P,T	-	-	X	-	-	-	-	-	-	-	X	X
Los Angeles	Long Beach Police	T	X	-	X	-	-	-	-	-	-	X	X	X
Los Angeles	Los Angeles Police	C,P	X	X	X	-	-	X	X	X	-	X	X	X
Los Angeles	Pasadena Police	C,T	-	-	X	-	-	-	X	-	-	X	-	X
Los Angeles	Pomona Police	T	X	-	X	-	-	X	X	-	-	-	X	X
Los Angeles	Santa Monica Police	C,P,T	-	-	X	-	-	X	X	X	-	X	X	X
Los Angeles	Torrance Police	P,T	-	-	X	-	-	X	-	X	-	X	X	X
Los Angeles	West Covina Police	C,P,T	X	-	X	-	-	X	X	X	X	-	X	X
Los Angeles	Whittier Police	C,P,T	-	-	X	-	-	-	-	-	-	-	-	-
Marin	Marin County Sheriff	C,P	X	X	X	-	-	X	X	-	-	-	-	X
Monterey	Monterey County Sheriff	C,P,T	X	X	X	-	-	X	X	X	-	X	-	X
Monterey	Salinas Police	C,P	-	-	X	-	-	X	-	-	-	-	-	X
Orange	Orange County Sheriff-Coroner	P,T	-	-	X	-	-	-	-	-	-	-	-	-
Orange	Anaheim Police	P,T	-	X	X	-	-	-	X	X	-	X	X	X
Orange	Costa Mesa Police	C,P,T	-	-	X	-	-	-	X	X	-	X	-	X
Orange	Fullerton Police	C	X	X	X	-	-	-	X	-	X	X	X	X
Orange	Garden Grove Police	C,P,T	-	X	X	-	-	-	-	X	-	-	-	X
Orange	Huntington Beach Police	C,P,T	X	X	X	-	-	X	X	X	-	X	X	X

Table 15a. - continued

County	Name of agency	Impact devices			Chemical agents						Other weapons/actions			
		Rubber Baton	Soft pro- jectile	Personal issue Pepper spray	Tactical operations			Capture net	Choke/ carotid hold	Electrical device	Flash/ bang grenade			
					Tear gas	CS	Pepper spray					Tear gas	CS	
<b>CALIFORNIA (cont.)</b>														
Orange	Irvine Police	T	X	X	X	-	-	X	X	X	X	X	X	X
Orange	Newport Beach Police	C,P	X	X	X	-	-	X	X	-	-	X	-	X
Orange	Orange Police	C,P,T	-	X	X	-	-	X	X	X	-	X	-	X
Orange	Santa Ana Police	C,P,T	X	X	X	-	-	X	-	X	-	X	X	X
Placer	Placer County Sheriff	C,P,T	X	X	X	-	-	-	-	X	-	X	-	X
Riverside	Riverside County Sheriff	C,P	-	X	X	-	-	-	-	X	-	X	-	X
Riverside	Corona Police	C,P,T	X	X	X	-	-	-	X	X	-	X	X	X
Riverside	Riverside Police	C,P	X	-	X	-	-	-	-	X	-	X	X	X
Sacramento	Sacramento County Sheriff	T	X	X	X	-	-	X	-	X	-	X	-	X
Sacramento	Sacramento Police	-	X	X	X	-	-	-	-	-	-	X	X	X
San Bernardino	San Bernardino County Sheriff	C,P,T	X	X	X	-	-	-	X	X	-	X	X	X
San Bernardino	Fontana Police	C,P,T	-	-	X	-	-	-	-	X	-	X	X	X
San Bernardino	Ontario Police	C,P,T	X	X	X	-	-	X	X	X	-	X	X	X
San Bernardino	Rialto Police	C,P,T	X	X	X	-	-	-	X	X	-	X	X	X
San Bernardino	San Bernardino Police	C,P	-	-	X	-	-	X	-	X	-	-	X	X
San Diego	San Diego County Sheriff	C,P,T	X	X	X	-	-	-	X	X	-	X	X	X
San Diego	Chula Vista Police	C,P,T	-	-	X	-	-	-	X	X	-	X	X	X
San Diego	El Cajon Police	-	-	X	X	-	-	-	-	X	-	X	X	X
San Diego	Escondido Police	C,P,T	-	X	X	-	-	X	-	X	-	X	-	X
San Diego	Oceanside Police	C,P,T	-	X	X	-	-	-	X	-	-	X	X	X
San Diego	San Diego Police	C,P	X	-	X	-	-	-	X	X	-	X	X	X
San Francisco	San Francisco Police	T	-	-	X	-	-	X	X	-	-	X	-	-
San Joaquin	San Joaquin County Sheriff	C,P	X	X	X	-	-	X	X	X	-	X	-	X
San Joaquin	Stockton Police	C,T	-	-	X	-	-	-	X	X	-	X	-	X
San Luis Obispo	San Luis Obispo County Sheriff	C,P,T	X	X	X	X	-	X	X	X	-	X	X	X
San Mateo	San Mateo County Sheriff	C,T	-	-	X	-	-	X	X	-	-	-	X	X
San Mateo	Daly City Police	T	-	X	X	-	-	X	-	-	-	-	X	X
San Mateo	San Mateo Police	P	-	X	X	-	-	X	X	X	-	X	X	X
Santa Barbara	Santa Barbara County Sheriff	C,P	X	X	X	-	-	X	X	X	-	X	-	X
Santa Barbara	Santa Barbara Police	C,T	-	-	X	-	-	X	-	-	-	-	-	X
Santa Clara	Santa Clara County Sheriff	C,P,T	-	-	X	-	-	X	X	X	-	-	X	X
Santa Clara	San Jose Police	C,P,T	-	X	X	-	-	-	X	-	-	X	X	X
Santa Clara	Santa Clara Police	C,T	X	X	X	X	-	X	X	X	-	X	-	X
Santa Clara	Sunnyvale Police	C,T	X	X	X	-	-	X	X	X	-	X	-	X
Santa Cruz	Santa Cruz County Sheriff	T	X	X	X	-	-	-	-	X	-	X	-	X
Shasta	Shasta County Sheriff	C,P	-	-	X	-	-	X	X	X	-	X	-	X
Solano	Vallejo Police	C,P,T	X	X	X	-	-	-	X	X	-	X	-	X
Sonoma	Sonoma County Sheriff-Coroner	C,P,T	-	-	X	-	-	X	-	-	-	X	-	X
Sonoma	Santa Rosa Police	C,T	X	X	X	-	X	-	-	X	-	X	-	X
Stanislaus	Stanislaus County Sheriff	C,T	-	-	X	-	-	-	X	-	-	-	X	X
Stanislaus	Modesto Police	C,P,T	-	X	X	-	-	-	-	X	-	-	X	-
Tulare	Tulare County Sheriff	C,P,T	-	-	X	-	-	X	X	X	-	-	-	X
Ventura	Ventura County Sheriff	C,T	X	-	X	-	-	X	X	X	-	X	-	X
Ventura	Simi Valley Police	C,P,T	X	-	X	-	-	X	-	X	-	X	-	X
Ventura	Ventura Police	C,P,T	-	X	X	-	-	X	-	X	-	X	X	X
<b>COLORADO</b>														
Adams	Adams County Sheriff	C,T	-	X	X	-	-	X	X	X	-	-	-	X
Adams	Westminster Police	C,T	-	-	X	-	-	-	X	X	-	-	-	X
Arapahoe	Aurora Police	P	-	-	X	-	-	X	X	X	-	X	-	X
Boulder	Boulder County Sheriff	C,T	X	X	X	-	-	X	X	-	-	-	-	X
Boulder	Boulder Police	C,P,T	-	-	X	-	-	-	-	-	-	-	-	X
Denver	Denver Police	P,T	-	-	X	-	-	-	X	X	-	X	-	X
Douglas	Douglas County Sheriff	C,T	-	-	X	X	-	X	X	-	-	-	X	X
El Paso	El Paso County Sheriff	C,T	-	-	X	-	-	-	-	X	-	-	-	X
El Paso	Colorado Springs Police	P	-	-	X	-	-	X	X	-	-	-	X	X
Jefferson	Jefferson County Sheriff	C,T	-	-	X	-	-	X	-	-	-	-	-	X
Jefferson	Arvada Police	C,P	-	-	X	X	X	-	X	X	-	-	X	-
Jefferson	Lakewood Police	T	-	-	-	-	-	X	X	X	-	-	-	X
Larimer	Larimer County Sheriff	C,P,T	-	X	X	-	-	X	X	X	-	-	X	X
Larimer	Fort Collins Police	T	X	-	X	-	-	-	X	X	-	-	X	X
Pueblo	Pueblo Police	C	-	-	X	-	-	X	X	X	-	-	-	X
<b>CONNECTICUT</b>														
Fairfield	Bridgeport Police	C,P	-	-	X	-	-	X	X	X	-	-	-	X
Fairfield	Danbury Police	C,P,T	-	-	X	-	-	-	X	X	-	-	X	X
Fairfield	Greenwich Police	P	-	-	X	-	-	-	X	X	X	-	X	X
Fairfield	Norwalk Police	P	-	X	X	-	-	X	X	X	-	-	X	X
Fairfield	Stamford Police	P	-	-	X	-	-	-	-	-	-	-	-	-
Hartford	Bristol Police	C,P	-	-	X	-	-	X	-	X	-	-	-	X
Hartford	East Hartford Police	C,P	X	X	X	-	-	X	X	X	-	-	-	X
Hartford	Hartford Police	C,T	-	-	X	-	-	X	X	-	-	-	-	-
Hartford	Manchester Police	C	-	-	X	-	-	X	-	-	X	-	-	X
Hartford	New Britain Police	P	-	-	X	-	-	-	X	X	-	X	-	X
New Haven	Meriden Police	C,P,T	-	-	X	-	-	-	-	-	-	-	-	-
New Haven	Milford Police	T	-	-	X	-	-	X	X	X	-	-	-	X
New Haven	New Haven Police	P	-	-	X	-	X	-	-	X	-	-	-	-
New Haven	Waterbury Police	T	-	X	X	-	-	X	X	X	-	-	-	X
New Haven	West Haven Police	C,P	-	-	X	-	-	X	X	X	-	-	-	X

Table 15a. - continued

County	Name of agency	Impact devices			Chemical agents						Other weapons/actions			
		Baton	Rubber bullets	Soft projectile	Pepper spray	Tear gas	CS	Pepper spray	Tear gas	CS	Capture net	Choke/carotid hold	Electrical device	Flash/bang grenade
<b>DELAWARE</b>														
New Castle	New Castle County Police	C	-	-	X	-	-	X	X	X	-	-	-	-
New Castle	Wilmington Police	C,T	-	-	X	-	-	X	X	-	-	-	-	X
<b>DISTRICT OF COLUMBIA</b>														
Washington, DC	Washington Metropolitan Police	T	-	-	X	-	-	X	-	X	X	X	X	X
<b>FLORIDA</b>														
Alachua	Alachua County Sheriff	C	-	-	X	-	-	-	-	-	-	-	-	X
Alachua	Gainesville Police	C,P,T	-	-	-	-	-	X	X	X	-	-	-	X
Bay	Bay County Sheriff	C,P,T	-	-	X	-	-	X	X	-	-	-	-	X
Brevard	Brevard County Sheriff	T	-	X	X	-	-	-	X	X	-	-	X	X
Brevard	Melbourne Police	C	-	-	X	-	-	X	X	X	-	-	-	X
Brevard	Palm Bay Police	C	-	-	X	-	-	X	-	-	-	-	-	X
Broward	Broward County Sheriff	C,T	-	-	-	-	-	-	X	-	-	-	-	X
Broward	Coral Springs Police	C,T	-	X	X	-	-	-	X	X	-	-	-	X
Broward	Davie Police	-	-	-	X	-	-	X	X	X	-	-	-	X
Broward	Fort Lauderdale Police	C,T	-	-	X	-	-	-	X	X	-	-	X	X
Broward	Hollywood Police	C,T	-	-	-	X	X	-	-	X	-	-	-	-
Broward	Margate Police	T	-	-	X	-	-	-	-	-	-	-	X	-
Broward	Miramar Police	C	-	-	X	-	-	-	X	-	-	-	-	-
Broward	Pembroke Pines Police	C	-	-	-	-	-	-	-	-	-	-	-	-
Broward	Plantation Police	C	-	-	X	-	-	-	-	-	-	-	-	-
Broward	Pompano Beach Police	C,P,T	-	-	X	-	-	X	X	-	-	-	X	X
Broward	Sunrise Police	C,P,T	-	-	X	-	-	X	-	X	-	-	-	X
Charlotte	Charlotte County Sheriff	P	-	-	X	-	-	X	-	-	-	-	-	-
Citrus	Citrus County Sheriff	C,P	-	-	X	-	-	X	-	-	-	-	-	X
Clay	Clay County Sheriff	C,P,T	-	-	X	-	-	X	X	X	-	X	-	X
Collier	Collier County Sheriff	C,P	-	-	X	-	-	-	-	-	-	-	-	X
Dade	Metro-Dade Police	C,P	-	-	-	-	-	X	-	X	-	X	-	-
Dade	Coral Gables Police	C,P	-	-	X	-	-	-	X	X	-	-	-	X
Dade	Hialeah Police	C,P,T	-	-	X	-	-	X	X	X	-	-	-	-
Dade	Miami Police	C	-	-	-	-	-	X	X	X	-	-	-	X
Dade	Miami Beach Police	C	-	-	X	-	-	X	X	X	-	X	-	X
Duval	Jacksonville Sheriff	C,T	-	-	X	-	-	X	X	X	-	X	-	X
Escambia	Escambia County Sheriff	C	-	X	X	-	-	-	-	-	-	-	-	X
Escambia	Pensacola Police	C	-	-	X	-	X	-	-	X	-	-	-	X
Hernando	Hernando County Sheriff	C	-	X	X	-	-	-	X	X	-	-	-	X
Hillsborough	Hillsborough County Sheriff	C	-	-	X	-	-	X	X	X	-	-	-	X
Hillsborough	Tampa Police	C	-	-	X	-	-	-	X	-	-	-	-	X
Indian River	Indian River County Sheriff	C,P	-	-	X	-	X	-	-	-	-	-	-	X
Lake	Lake County Sheriff	P	-	X	X	-	-	X	X	X	-	-	-	X
Lee	Lee County Sheriff	C	-	X	X	-	-	-	-	-	-	-	X	X
Lee	Cape Coral Police	C	-	-	X	-	-	X	X	X	-	-	-	X
Lee	Fort Myers Police	C,P	-	-	X	-	-	-	X	-	-	-	-	X
Leon	Leon County Sheriff	C,T	-	-	X	-	-	X	-	-	-	-	X	X
Leon	Tallahassee Police	C,P,T	-	-	X	-	-	X	-	-	-	X	-	X
Manatee	Manatee County Sheriff	C,P	-	-	X	-	-	X	X	X	-	-	X	X
Marion	Marion County Sheriff	C	-	-	X	-	-	X	X	X	-	-	-	-
Marion	Ocala Police	C	X	-	X	-	-	-	-	-	-	-	-	X
Martin	Martin County Sheriff	C,T	-	X	X	-	-	X	X	X	-	-	X	X
Monroe	Monroe County Sheriff	T	-	-	-	-	-	-	-	-	-	-	-	-
Okaloosa	Okaloosa County Sheriff	C,P,T	-	-	X	-	-	X	X	-	-	-	-	X
Orange	Orange County Sheriff	C,P	X	X	X	-	-	X	X	X	-	-	-	X
Orange	Orlando Police	C	-	X	X	-	-	X	X	X	-	X	-	X
Osceola	Osceola County Sheriff	C	-	-	X	-	-	-	-	-	-	-	-	-
Palm Beach	Palm Beach County Sheriff	C,P,T	-	-	X	-	-	X	-	X	-	-	X	X
Palm Beach	Boca Raton Police	P	-	-	X	-	-	X	-	-	-	-	-	-
Palm Beach	Boynton Beach Police	C,P	-	-	X	-	X	-	-	X	-	-	-	X
Palm Beach	Delray Beach Police	C,P	-	X	X	-	-	X	-	X	-	-	-	X
Palm Beach	West Palm Beach Police	C	-	-	X	-	-	-	X	X	-	-	-	X
Pasco	Pasco County Sheriff	C,T	X	X	X	-	-	X	X	X	-	-	-	X
Pinellas	Pinellas County Sheriff	C	X	X	X	-	-	X	X	-	-	-	-	X
Pinellas	Clearwater Police	C,P	X	X	X	-	-	-	X	X	-	-	X	X
Pinellas	Largo Police	C,P	-	X	X	-	-	X	X	X	-	-	X	X
Pinellas	St. Petersburg Police	C	X	X	X	-	-	X	X	-	-	-	-	X
Polk	Polk County Sheriff	C,P,T	X	-	-	-	-	X	-	X	-	-	X	X
Polk	Lakeland Police	C	-	X	X	-	-	X	X	-	-	-	X	X
St. John	St. John County Sheriff	C,T	-	-	X	-	-	X	-	X	-	-	-	X
St. Lucie	St. Lucie County Sheriff	C,T	-	-	X	-	-	X	X	X	-	-	-	X
St. Lucie	Fort Pierce Police	C,P	-	-	X	-	-	X	X	-	-	-	-	X
St. Lucie	Port St. Lucie Police	C,P,T	-	-	X	-	-	-	X	X	-	-	-	X
Santa Rosa	Santa Rosa County Sheriff	C	X	X	X	-	-	X	X	X	-	-	X	X
Sarasota	Sarasota County Sheriff	C,P,T	X	X	X	-	-	X	X	-	-	X	X	X
Sarasota	Sarasota Police	C	-	-	X	-	-	X	X	X	-	X	-	X
Seminole	Seminole County Sheriff	C	-	X	X	-	-	X	-	-	-	-	-	X
Volusia	Volusia County Sheriff	C	-	X	X	-	-	-	X	X	-	-	-	X
Volusia	Daytona Beach Police	C	X	X	X	-	-	X	-	-	-	-	-	-

Table 15a. - continued

County	Name of agency	Impact devices			Chemical agents						Other weapons/actions			
		Baton	Rubber bullets	Soft projectile	Personal issue			Tactical operations			Capture net	Choke/carotid hold	Electrical device	Flash/bang grenade
					Pepper spray	Tear gas	CS	Pepper spray	Tear gas	CS				
<b>GEORGIA</b>														
Bibb	Bibb County Sheriff	C,P,T	-	-	X	-	-	X	X	-	-	-	-	-
Bibb	Macon Police	C,P,T	-	-	X	-	-	X	-	-	-	-	-	X
Chatham	Chatham County Police	T	-	-	X	-	-	X	X	-	-	X	-	-
Chatham	Savannah Police	T	-	-	X	-	-	-	X	-	-	-	-	-
Cherokee	Cherokee County Sheriff	C	-	-	X	-	-	X	-	X	-	-	-	-
Clarke	Athens-Clarke County Police	C,P,T	-	-	X	-	-	-	X	X	-	-	-	-
Clayton	Clayton County Police	C,P,T	-	-	X	-	-	X	X	-	-	-	-	X
Cobb	Cobb County Police	C,T	-	-	-	-	-	-	X	-	-	-	-	X
Cobb	Cobb County Sheriff	P,T	-	-	-	-	-	X	X	X	-	-	-	X
Cobb	Marietta Police	C	-	-	X	-	-	X	-	X	-	-	-	X
Columbia	Columbia County Sheriff	C	-	-	X	-	-	X	X	X	-	-	X	X
De Kalb	De Kalb County Police	T	X	-	X	-	-	X	X	X	-	-	-	X
Dougherty	Albany Police	C,P	-	-	X	-	-	-	-	-	-	-	-	X
Douglas	Douglas County Sheriff	C	-	-	X	-	-	-	-	-	-	-	X	-
Fulton	Fulton County Police	T	-	-	X	-	-	X	X	-	-	-	-	X
Fulton	Atlanta Police	T	-	-	X	-	-	-	X	X	X	-	X	X
Fulton	East Point Police	C,P,T	-	-	X	-	-	X	-	-	-	-	-	-
Gwinnett	Gwinnett County Police	C,P	-	-	X	-	-	X	X	X	-	-	-	X
Hall	Hall County Sheriff	C,P	X	X	X	-	-	X	X	-	X	-	X	X
Muscogee	Columbus Police	C	-	-	-	-	-	-	-	-	-	-	-	-
Richmond	Augusta-Richmond Co. Sheriff	P	-	-	X	-	-	-	-	-	-	-	-	-
<b>HAWAII</b>														
Hawaii	Hawaii County Police	T	-	-	X	-	-	-	-	-	-	X	-	-
Honolulu	Honolulu Police	T	X	X	X	-	-	X	X	X	-	X	-	X
Kauai	Kauai County Police	T	-	-	X	-	-	X	-	-	-	-	-	-
Maui	Maui County Police	T	X	X	X	-	-	X	-	X	-	X	-	X
<b>IDAHO</b>														
Ada	Ada County Sheriff	C,P,T	X	X	X	-	-	X	-	-	-	-	-	X
Ada	Boise Police	C	-	X	X	-	-	-	-	X	-	X	-	X
<b>ILLINOIS</b>														
Champaign	Champaign Police	C,P,T	X	-	X	-	-	X	X	X	-	-	-	X
Cook	Cook County Sheriff	C,T	-	-	X	-	-	-	-	X	-	-	-	X
Cook	Arlington Heights Police	C	-	-	X	-	-	-	-	-	-	-	-	-
Cook	Chicago Police	T	-	-	X	-	-	-	X	X	-	-	-	-
Cook	Cicero Police	T	-	-	-	-	-	-	-	-	-	-	-	-
Cook	Evanston Police	C,P,T	-	-	X	-	-	-	X	-	-	-	-	-
Cook	Oak Lawn Police	C,T	-	-	-	-	-	-	-	-	-	-	-	X
Cook	Oak Park Police	C	-	-	X	-	-	-	-	-	-	-	-	-
Cook	Schaumburg Police	C,P,T	-	-	X	-	-	X	X	X	-	-	-	X
Cook	Skokie Police	C	-	-	X	-	-	-	X	X	-	-	-	X
Du Page	Naperville Police	C,P,T	-	-	X	-	-	X	-	-	-	-	-	-
Kane	Aurora Police	C,P,T	-	-	X	-	-	X	X	X	-	-	-	X
Kane	Elgin Police	P,T	-	-	X	-	X	-	-	X	-	-	X	X
Lake	Lake County Sheriff	C	-	-	X	-	-	-	-	-	-	-	-	X
Lake	Waukegan Police	T	-	-	X	-	-	X	X	-	-	-	-	X
Macon	Decatur Police	C,P,T	-	-	X	-	-	X	X	X	-	-	-	X
Peoria	Peoria Police	C,T	-	-	X	-	-	X	X	X	-	-	-	X
Sangamon	Springfield Police	C	-	-	X	-	-	-	X	-	-	-	-	X
Will	Will County Sheriff	C,P	-	-	-	-	-	X	-	-	-	-	X	X
Will	Joliet Police	C,P,T	-	-	X	-	-	-	X	-	-	-	-	-
Winnebago	Winnebago County Sheriff	C,T	-	-	X	-	-	X	-	-	-	-	-	-
Winnebago	Rockford Police	C,T	-	-	X	-	-	-	X	X	-	-	-	X
<b>INDIANA</b>														
Allen	Fort Wayne Police	C,P	X	X	X	-	X	X	-	X	-	-	-	X
Delaware	Muncie Police	C,P	-	-	X	-	-	-	-	-	-	-	X	X
Elkhart	Elkhart Police	C,P,T	-	-	X	-	-	X	X	X	-	-	-	X
Howard	Kokomo Police	C,P,T	X	X	X	-	-	X	X	-	-	-	-	X
Lake	Lake County Sheriff	P	-	-	-	-	-	-	X	-	-	-	-	X
Lake	East Chicago Police	C,P,T	-	-	X	X	-	X	X	X	-	-	-	-
Lake	Gary Police	P,T	-	-	X	-	-	X	X	X	-	-	-	X
Lake	Hammond Police	C,T	-	-	X	X	-	X	X	-	-	-	-	X
Madison	Anderson Police	C,P	-	-	X	-	-	-	X	X	-	-	-	X
Marion	Marion County Sheriff	C,P,T	-	-	X	-	-	-	X	X	-	-	-	X
Marion	Indianapolis Police	C,P,T	-	X	X	-	X	X	X	X	-	-	-	X
St. Joseph	South Bend Police	C,P,T	-	-	X	-	-	X	X	-	-	-	-	X
Vanderburgh	Vanderburgh County Sheriff	C,P	-	-	X	-	-	X	X	-	-	X	-	-
Vanderburgh	Evansville Police	C,T	-	-	X	-	-	X	-	-	-	-	-	-
Vigo	Terre Haute Police	C,T	-	-	X	-	-	X	-	-	-	-	-	-

**Table 15a. - continued**

County	Name of agency	Impact devices			Chemical agents						Other weapons/actions				
		Baton	Rubber bullets	Soft projectile	Personal issue			Tactical operations			Capture net	Choke/carotid hold	Electrical device	Flash/bang grenade	
					Pepper spray	Tear gas	CS	Pepper spray	Tear gas	CS					
<b>IOWA</b>															
Black Hawk	Waterloo Police	C	-	-	X	-	-	-	X	X	X	-	-	-	X
Linn	Cedar Rapids Police	C	-	X	X	-	-	-	X	X	X	-	-	-	X
Polk	Des Moines Police	P,T	-	-	X	-	-	-	X	X	X	-	-	X	X
Scott	Davenport Police	C,P,T	-	-	X	-	-	-	X	-	-	-	-	-	X
Woodbury	Sioux City Police	C,P,T	-	-	X	-	-	-	-	X	-	-	-	X	X
<b>KANSAS</b>															
Douglas	Lawrence Police	P	-	-	X	-	-	-	X	-	-	-	-	-	X
Johnson	Johnson County Sheriff	C,P	-	-	X	-	-	-	X	-	-	-	-	-	-
Johnson	Olathe Police	T	-	X	X	-	-	-	-	X	X	-	-	-	X
Johnson	Overland Park Police	C,P	X	X	X	-	-	-	X	X	X	-	-	-	X
Sedgwick	Sedgwick County Sheriff	C,P	-	-	X	-	-	-	-	-	-	-	-	-	-
Sedgwick	Wichita Police	C,P,T	-	-	X	-	X	-	X	X	X	-	-	-	X
Shawnee	Shawnee County Sheriff	C,P	-	X	X	-	-	-	X	-	-	-	-	X	X
Shawnee	Topeka Police	P,T	-	-	X	-	-	-	-	-	X	-	-	-	X
Wyandotte	Kansas City Police	T	-	-	X	-	-	-	-	X	-	-	X	-	X
<b>KENTUCKY</b>															
Fayette	Lexington-Fayette County Police	-	-	-	X	-	-	-	X	X	X	-	-	-	X
Jefferson	Jefferson County Police	C,P,T	X	X	X	-	-	-	-	X	-	-	-	-	X
Jefferson	Jefferson County Sheriff	C,T	-	-	X	-	-	-	-	-	-	X	-	-	-
Jefferson	Louisville Police	C,T	-	X	X	-	-	-	-	X	-	-	-	-	X
Kenton	Covington Police	C,P,T	-	X	-	-	X	-	X	X	X	-	-	-	X
<b>LOUISIANA</b>															
Ascension	Ascension Parish Sheriff	C,P,T	-	-	X	-	-	-	-	X	X	-	-	-	X
Bossier	Bossier Police	P	-	-	X	X	X	-	X	-	-	-	-	-	X
Caddo	Caddo Parish Sheriff	P	X	X	-	-	-	-	X	X	X	-	-	X	X
Caddo	Shreveport Police	P	-	-	X	-	-	-	X	-	-	-	-	-	X
Calcasieu	Calcasieu Parish Sheriff	C,P,T	-	-	X	-	-	-	-	X	X	-	-	X	X
Calcasieu	Lake Charles Police	C,T	-	-	X	-	-	-	X	-	-	-	-	X	-
E. Baton Rouge	E. Baton Rouge Parish Sheriff	C	-	-	X	-	X	-	-	-	-	-	-	-	-
E. Baton Rouge	Baton Rouge Police	C,P	-	-	X	X	-	-	-	-	-	-	-	-	X
Jefferson	Kenner Police	C	-	-	X	-	-	-	X	-	-	-	-	-	X
Lafayette	Lafayette Parish Sheriff	C,T	-	-	X	-	-	-	X	-	X	-	-	-	X
Lafourche	Lafourche Parish Sheriff	C,P	-	-	X	-	X	-	-	-	-	-	-	-	-
Orleans	New Orleans Police	C,P	-	-	X	-	-	-	X	X	X	-	-	-	-
Ouachita	Ouachita Parish Sheriff	C,P,T	-	-	X	-	-	-	X	-	-	-	-	-	-
Ouachita	Monroe Police	C,P,T	X	X	X	-	-	-	X	X	X	-	-	-	X
Rapides	Alexandria Police	C,P,T	-	-	X	-	-	-	-	X	X	-	-	-	-
St. Bernard	St. Bernard Parish Sheriff	C,P	-	-	X	-	-	-	X	X	X	-	-	-	X
St. Charles	St. Charles Parish Sheriff	P,T	-	-	X	-	-	-	-	-	-	-	-	-	-
St. John the Baptist	St. John the Baptist Sheriff	C,P	-	-	X	-	-	-	-	-	-	-	-	-	-
St. Landry	St. Landry Parish Sheriff	T	-	-	X	-	-	-	X	-	-	-	-	-	-
St. Tammany	St. Tammany Parish Sheriff	C,P,T	-	-	X	-	-	-	X	X	X	-	-	X	X
Terrebonne	Terrebonne Parish Sheriff	P	-	-	X	-	-	-	X	X	-	-	-	-	-
<b>MARYLAND</b>															
Anne Arundel	Anne Arundel County Police	C,P,T	X	X	X	-	-	-	X	X	X	-	-	-	X
Anne Arundel	Annapolis Police	C	-	-	X	-	-	-	-	-	X	-	-	-	-
Baltimore(city)	Baltimore Police	T	-	-	X	-	-	-	X	-	-	-	-	-	-
Baltimore	Baltimore County Police	C,P,T	X	-	X	-	-	-	X	X	X	-	-	-	X
Charles	Charles County Sheriff	C	-	-	X	-	-	-	-	X	X	-	-	X	X
Harford	Harford County Sheriff	P	-	-	X	-	-	-	X	X	X	-	-	X	X
Howard	Howard County Police	C	X	X	X	-	-	-	X	X	X	-	-	-	X
Montgomery	Montgomery County Police	C	X	X	X	-	-	-	X	X	X	X	X	X	X
Prince George's	Prince George's County Police	C	-	-	X	-	-	-	-	X	X	-	-	-	X
<b>MASSACHUSETTS</b>															
Bristol	Fall River Police	C,T	-	-	-	-	-	-	-	X	-	-	-	-	-
Bristol	New Bedford Police	C,P,T	-	-	X	-	-	-	X	-	-	-	-	-	-
Essex	Lawrence Police	T	-	-	X	-	-	-	-	-	-	-	-	-	-
Essex	Lynn Police	C	-	-	X	-	-	-	X	-	-	-	-	-	-
Hampden	Chicopee Police	T	-	-	X	-	-	-	-	X	X	-	-	-	-
Hampden	Holyoke Police	C,T	-	-	X	-	-	-	X	X	X	-	-	-	-
Hampden	Springfield Police	P	-	-	X	-	-	-	-	X	-	-	-	-	-
Middlesex	Cambridge Police	T	-	-	X	-	-	-	X	-	-	-	-	-	X
Middlesex	Framingham Police	C,T	-	-	X	-	-	-	-	-	-	-	-	-	-
Middlesex	Lowell Police	P	-	-	X	-	-	-	-	-	-	-	-	-	X
Middlesex	Malden Police	T	-	-	-	-	-	-	X	-	-	-	-	-	-
Middlesex	Medford Police	C,T	-	-	X	-	-	-	X	X	X	-	-	-	X
Middlesex	Newton Police	C	-	-	X	-	-	-	-	X	-	-	-	-	-
Middlesex	Somerville Police	T	-	-	X	-	-	-	-	-	-	-	-	-	-
Middlesex	Waltham Police	C	-	-	X	-	-	-	X	-	-	-	-	-	-

Table 15a. - continued

County	Name of agency	Impact devices			Chemical agents						Other weapons/actions			
		Baton	Rubber bullets	Soft projectile	Pepper spray	Tear gas	CS	Pepper spray	Tear gas	CS	Capture net	Choke/carotid hold	Electrical device	Flash/bang grenade
<b>MASSACHUSETTS (cont.)</b>														
Norfolk	Brookline Police	C	-	-	X	-	-	-	-	-	-	-	-	-
Norfolk	Quincy Police	T	-	-	X	-	-	-	-	-	-	-	-	-
Plymouth	Brockton Police	C,P,T	-	-	X	-	-	X	-	-	-	-	-	X
Suffolk	Boston Police	C,T	-	-	X	-	-	-	X	X	-	-	-	X
Suffolk	Revere Police	T	-	-	X	-	-	-	-	-	-	-	-	-
Worcester	Worcester Police	T	-	-	X	-	-	-	-	-	-	-	-	-
<b>MICHIGAN</b>														
Calhoun	Battle Creek Police	C,P	-	-	X	-	-	X	X	-	X	-	-	-
Genesee	Flint Police	T	-	-	X	-	-	-	X	X	-	X	-	-
Ingham	Lansing Police	-	-	-	X	-	X	X	X	X	-	-	-	X
Kalamazoo	Kalamazoo Police	C,T	-	-	X	-	-	X	-	-	-	-	-	X
Kent	Kent County Sheriff	C	-	-	X	-	-	X	X	-	-	-	-	X
Kent	Grand Rapids Police	T	-	-	X	-	-	X	-	X	-	-	-	X
Macomb	Macomb County Sheriff	C,P,T	-	-	X	-	-	-	-	-	-	-	-	-
Macomb	Sterling Heights Police	C,T	-	-	X	-	-	X	X	X	-	-	-	-
Macomb	Warren Police	C	-	-	X	-	-	X	-	-	-	-	-	X
Oakland	Oakland County Sheriff	C	-	-	X	-	-	X	X	X	-	-	-	X
Oakland	Farmington Hills Police	T	-	-	X	-	X	X	-	X	-	-	-	-
Oakland	Pontiac Police	C	-	-	X	-	-	-	-	X	-	-	-	-
Oakland	Southfield Police	C	-	-	-	-	-	X	-	X	-	-	-	-
Oakland	Troy Police	C	-	-	X	-	-	-	X	-	-	-	-	X
Saginaw	Saginaw Police	T	-	X	X	-	-	X	X	X	-	-	-	X
Washtenaw	Washtenaw County Sheriff	C	-	-	X	-	-	-	X	X	-	-	-	-
Washtenaw	Ann Arbor Police	C	-	X	X	-	-	-	-	-	-	-	-	X
Wayne	Wayne County Sheriff	C,T	-	-	X	-	-	X	X	-	-	-	-	-
Wayne	Dearborn Police	C,T	-	X	-	-	-	X	X	-	-	-	-	X
Wayne	Detroit Police	C,P	-	-	X	-	-	X	X	-	-	-	-	X
Wayne	Livonia Police	C	-	-	X	-	-	-	-	-	-	-	-	X
Wayne	Taylor Police	C,T	-	-	X	-	-	X	X	X	-	-	-	-
Wayne	Westland Police	C	-	-	X	-	-	X	X	-	X	-	-	X
<b>MINNESOTA</b>														
Hennepin	Bloomington Police	C	-	-	X	-	-	X	-	-	-	X	-	X
Hennepin	Minneapolis Police	C,P,T	-	-	X	-	-	X	X	X	-	X	-	X
Ramsey	Ramsey County Sheriff	C,P	-	-	X	-	-	X	X	X	-	-	-	X
Ramsey	St. Paul Police	C	-	-	X	-	-	-	-	-	-	X	-	X
St. Louis	Duluth Police	C,T	-	-	X	-	-	X	-	-	-	-	-	X
<b>MISSISSIPPI</b>														
Forrest	Hattiesburg Police	C	-	-	-	-	-	-	X	X	-	-	-	X
Harrison	Biloxi Police	C,P	-	-	X	-	-	-	-	-	-	-	-	-
Harrison	Gulfport Police	C,P	-	-	X	X	-	X	X	X	-	-	-	X
Hinds	Jackson Police	P	-	-	X	-	-	X	X	X	-	-	-	X
Jackson	Jackson County Sheriff	C,P,T	-	-	X	-	-	-	-	-	-	-	-	-
<b>MISSOURI</b>														
Boone	Columbia Police	P	X	-	X	-	-	X	X	X	-	-	-	X
Buchanan	St. Joseph Police	C	-	-	X	-	-	X	-	-	-	-	-	X
Greene	Springfield Police	C,P	X	X	X	-	-	X	X	X	-	X	X	X
Jackson	Independence Police	P	-	-	X	-	-	X	X	-	-	-	-	X
Jackson	Kansas City Police	P	-	-	X	-	X	X	X	X	-	X	-	X
Jefferson	Jefferson County Sheriff	P,T	-	X	X	-	-	-	X	X	-	-	-	X
St. Charles	St. Charles County Sheriff	C	-	X	X	-	-	X	-	X	-	-	-	X
St. Louis(city)	St. Louis Police	C,T	-	-	X	-	-	X	-	X	-	X	-	-
St. Louis	St. Louis County Police	C	-	X	X	-	-	X	X	X	-	-	-	X
<b>MONTANA</b>														
Yellowstone	Billings Police	P	-	-	X	-	-	X	-	-	-	-	-	-
<b>NEBRASKA</b>														
Douglas	Omaha Police	C,P,T	X	X	X	-	-	X	X	X	-	X	-	X
Lancaster	Lincoln Police	C	-	-	X	-	-	X	X	X	-	-	-	X
<b>NEVADA</b>														
Clark	Las Vegas Metropolitan Police	C,P	X	X	X	-	-	X	-	X	-	X	-	X
Clark	North Las Vegas Police	C,P	-	X	X	-	-	X	-	-	-	-	-	X
Nye	Nye County Sheriff	C,P,T	-	-	X	-	-	X	X	-	-	-	-	X
Washoe	Washoe County Sheriff	C,P	X	X	X	-	-	-	X	X	-	X	-	X
Washoe	Reno Police	T	-	X	X	-	-	X	X	X	-	X	-	X

Table 15a. - continued

County	Name of agency	Impact devices			Chemical agents						Other weapons/actions			
		Baton	Rubber bullets	Soft projectile	Personal issue	Tactical operations	Pepper spray	Tear gas	CS	Capture net	Choke/ carotid hold	Electrical device	Flash/ bang grenade	
<b>NEW HAMPSHIRE</b>														
Hillsborough	Manchester Police	P	-	-	X	-	-	X	X	X	-	-	-	X
Hillsborough	Nashua Police	C,T	-	-	X	-	-	X	-	-	-	-	-	X
<b>NEW JERSEY</b>														
Atlantic	Atlantic City Police	C,P	X	X	X	-	-	-	X	X	-	-	-	X
Camden	Camden Police	T	-	-	X	-	-	X	X	X	-	-	-	X
Camden	Cherry Hill Police	P	-	-	X	-	-	X	-	-	-	-	-	X
Essex	Bloomfield Police	P,T	-	-	X	-	-	X	X	X	-	-	-	-
Essex	East Orange Police	P,T	-	-	X	-	-	X	-	-	-	-	-	-
Essex	Irvington Police	C,P	-	-	X	-	-	-	-	-	-	-	-	-
Essex	Newark Police	P	-	-	X	-	-	X	X	X	-	-	-	X
Essex	West Orange Police	C,P	-	-	X	-	-	-	-	-	-	-	-	-
Hudson	Hudson County Sheriff	P,T	-	-	X	-	-	X	X	-	-	-	-	-
Hudson	Bayonne Police	P,T	-	-	X	-	-	-	-	-	-	-	-	-
Hudson	Hoboken Police	C,T	-	-	-	-	-	X	X	-	-	-	-	X
Hudson	Jersey City Police	P,T	-	-	-	-	-	X	X	X	-	-	-	X
Hudson	North Bergen Police	C,T	-	-	X	-	-	X	-	-	-	-	-	X
Hudson	Union City Police	P,T	-	-	-	-	-	-	-	-	-	-	-	-
Hudson	West New York Police	P,T	-	-	-	-	-	-	-	X	-	-	-	-
Mercer	Hamilton Police	P	-	-	X	-	-	X	-	X	-	-	-	-
Mercer	Trenton Police	P	-	-	X	-	-	-	X	X	X	-	-	-
Middlesex	Edison Police	P,T	-	-	X	-	-	X	X	X	-	-	-	X
Middlesex	New Brunswick Police	P,T	-	-	X	-	-	-	X	X	-	-	-	-
Middlesex	Perth Amboy Police	P,T	-	X	X	-	-	X	-	-	-	-	-	-
Middlesex	Woodbridge Police	P,T	-	-	X	-	-	X	X	X	-	-	-	X
Monmouth	Long Branch Police	P,T	-	-	X	-	-	-	-	-	-	-	-	-
Morris	Parsippany Police	P,T	-	-	X	-	-	X	X	-	-	-	-	-
Ocean	Brick Township Police	P	-	-	X	-	-	X	X	X	-	X	-	X
Ocean	Dover Township Police	P	-	X	X	-	-	X	X	X	-	-	-	-
Passaic	Passaic County Sheriff	C,P,T	-	-	X	-	-	-	-	-	-	-	-	-
Passaic	Clifton Police	P,T	-	-	X	X	X	X	X	X	-	-	-	X
Passaic	Passaic Police	T	-	-	-	X	-	-	-	-	-	-	-	-
Passaic	Wayne Police	P,T	-	-	X	-	-	X	X	X	-	-	-	-
Union	Union County Sheriff	C,P	-	-	X	-	-	X	X	-	-	-	-	-
Union	Elizabeth Police	P	-	-	X	-	-	X	-	-	-	-	-	-
Union	Linden Police	P	-	-	X	-	-	X	-	-	-	-	-	-
Union	Plainfield Police	P	-	-	X	-	-	X	-	-	-	-	-	-
Union	Union Police	P	-	-	X	-	-	-	-	-	-	-	-	-
<b>NEW MEXICO</b>														
Bernalillo	Bernalillo County Sheriff	C	X	X	X	-	-	X	X	X	-	-	-	X
Bernalillo	Albuquerque Police	C	X	X	X	-	-	X	X	-	-	-	-	X
Dona Ana	Las Cruces Police	C,P,T	-	-	-	-	-	X	X	X	X	-	X	X
Santa Fe	Santa Fe Police	C	X	X	-	-	-	X	X	X	-	-	-	X
<b>NEW YORK</b>														
Albany	Albany Police	T	-	-	X	-	-	-	-	-	-	-	-	-
Albany	Colonie Police	T	-	-	X	-	-	X	-	-	-	-	-	X
Broome	Binghamton Police	C,T	-	-	X	-	-	X	-	-	-	-	-	X
Dutchess	Dutchess County Sheriff	C,P,T	-	-	X	-	-	-	-	-	-	-	-	-
Erie	Erie County Sheriff	C,T	-	-	X	-	X	-	-	X	-	-	-	X
Erie	Amherst Police	T	-	-	X	-	-	X	X	X	-	-	-	X
Erie	Buffalo Police	T	-	-	-	-	-	X	-	-	-	-	-	-
Erie	Cheektowaga Police	C,T	X	X	X	-	-	X	X	X	-	-	-	X
Erie	Tonawanda Police	C,T	-	-	X	-	-	-	-	X	-	-	-	X
Monroe	Monroe County Sheriff	P	-	-	X	-	-	-	X	X	-	-	-	-
Monroe	Rochester Police	C,P	-	-	X	-	-	-	X	X	-	-	X	X
Nassau	Nassau County Police	T	-	-	X	-	-	X	X	-	-	-	X	-
Nassau	Hempstead Police	T	-	-	X	-	-	-	-	-	-	-	-	-
New York City	New York City Police	P,T	-	-	X	-	-	X	X	-	X	-	X	X
Niagara	Niagara County Sheriff	T	-	-	X	-	-	X	X	X	-	-	-	X
Niagara	Niagara Falls Police	T	-	-	X	X	-	X	X	-	-	-	-	-
Onondaga	Onondaga County Sheriff	C	-	-	X	-	-	X	X	-	-	-	-	X
Onondaga	Syracuse Police	C,T	-	-	X	-	-	X	X	X	-	-	-	X
Oswego	Oswego County Sheriff	C	-	-	X	-	-	-	X	-	-	-	-	-
Rensselaer	Troy Police	T	-	-	X	-	-	-	X	X	-	-	-	X
Rockland	Clarkstown Police	P	-	-	X	-	-	X	-	-	-	-	-	X
Rockland	Ramapo Police	T	-	-	X	-	-	-	-	-	-	-	-	-
Schenectady	Schenectady Police	T	-	-	X	-	-	-	-	-	-	-	-	X
Suffolk	Suffolk County Police	T	-	X	X	-	-	-	X	X	-	X	X	X
Westchester	Westchester County Police	P,T	-	-	X	-	-	X	X	X	-	-	-	X
Westchester	Greenburgh Police	C,P	-	-	X	-	-	X	-	-	-	-	X	X
Westchester	Mt. Vernon Police	T	-	-	X	-	-	X	X	-	-	-	-	X
Westchester	New Rochelle Police	C,T	-	-	X	-	-	X	-	-	-	-	X	X
Westchester	White Plains Police	P	-	-	X	-	-	-	X	X	X	-	-	X
Westchester	Yonkers Police	P,T	-	-	X	-	-	X	-	-	-	-	-	X



Table 15a. - continued

County	Name of agency	Impact devices			Chemical agents						Other weapons/actions				
		Baton	Rubber bullets	Soft projectile	Personal issue			Tactical operations			Capture net	Choke/carotid hold	Electrical device	Flash/bang grenade	
					Pepper spray	Tear gas	CS	Pepper spray	Tear gas	CS					
<b>NORTH CAROLINA</b>															
Alamance	Burlington Police	C,T	-	-	X	-	-	-	X	X	X	-	-	X	-
Buncombe	Buncombe County Sheriff	C,P	-	-	X	-	-	-	X	X	X	-	-	-	X
Buncombe	Asheville Police	C	-	-	X	-	-	-	-	-	X	-	-	-	X
Cabarrus	Cabarrus County Sheriff	T	-	-	-	-	-	-	-	-	-	-	-	-	-
Cumberland	Cumberland County Sheriff	C	-	-	X	-	-	-	-	-	-	-	-	-	-
Cumberland	Fayetteville Police	P	-	-	X	-	-	-	-	-	-	-	-	X	-
Durham	Durham Police	C,T	-	-	X	-	-	-	X	X	-	-	-	X	X
Forsyth	Winston-Salem Police	C	X	X	X	-	-	-	X	X	X	X	-	-	X
Gaston	Gaston County Police	C	-	X	X	X	X	-	X	X	X	-	-	-	X
Gaston	Gastonia Police	P,T	-	-	X	-	-	-	X	X	X	-	-	-	X
Guilford	Guilford County Sheriff	C	-	-	X	-	-	-	X	-	-	-	-	-	-
Guilford	Greensboro Police	C,T	-	-	X	-	-	-	X	X	X	-	-	-	X
Guilford	High Point Police	C	X	-	X	-	-	-	X	-	X	-	-	X	X
Mecklenburg	Charlotte-Mecklenburg Police	C	-	-	X	-	-	-	X	X	X	-	-	-	X
Nash	Rocky Mount Police	C,P,T	-	-	X	-	-	-	X	X	-	-	-	-	-
New Hanover	Wilmington Police	C	-	-	X	-	-	-	-	-	-	-	-	-	-
Pitt	Greenville Police	C	-	-	X	-	-	-	X	-	-	-	-	-	-
Wake	Wake County Sheriff	P	-	-	X	-	-	-	-	-	-	-	-	-	-
Wake	Raleigh Police	T	-	-	X	-	-	-	-	X	X	-	-	-	X
<b>OHIO</b>															
Butler	Butler County Sheriff	C	-	-	X	-	-	-	X	X	X	-	-	X	-
Butler	Hamilton Police	C,T	-	-	-	-	X	-	X	X	X	-	-	-	-
Cuyahoga	Cleveland Police	C,T	X	X	X	-	-	-	X	X	X	-	X	-	X
Cuyahoga	Euclid Police	C,P	X	-	X	-	-	-	-	-	-	-	-	X	X
Franklin	Franklin County Sheriff	C	-	-	X	-	-	-	X	-	-	-	-	-	X
Franklin	Columbus Police	C,T	X	-	X	-	-	-	X	X	X	-	-	-	X
Hamilton	Hamilton County Sheriff	P	-	-	X	X	-	-	X	X	-	-	-	X	-
Hamilton	Cincinnati Police	C,P,T	-	-	-	-	X	-	X	X	-	-	-	X	X
Lorain	Lorain Police	C,P,T	-	-	X	-	X	-	-	X	-	-	-	-	X
Lucas	Toledo Police	C,P	-	-	X	-	-	-	X	-	-	-	-	-	-
Mahoning	Youngstown Police	P,T	-	X	X	-	-	-	X	-	X	-	-	X	X
Montgomery	Dayton Police	C	-	X	X	-	-	-	X	X	X	-	-	-	X
Stark	Canton Police	P	-	-	X	-	-	-	X	X	-	-	-	-	-
Summit	Akron Police	C	-	-	X	-	-	-	X	X	-	-	-	X	X
<b>OKLAHOMA</b>															
Cleveland	Norman Police	C	-	-	X	-	-	-	X	X	-	-	-	-	X
Comanche	Lawton Police	C	-	-	X	-	-	-	X	-	-	-	-	-	X
Oklahoma	Oklahoma County Sheriff	C,P	-	-	X	-	-	-	X	X	-	-	X	-	X
Oklahoma	Oklahoma City Police	C,P,T	X	X	X	-	-	-	X	X	X	-	-	-	X
Tulsa	Tulsa County Sheriff	C,T	-	-	X	-	-	-	-	X	X	X	X	-	X
Tulsa	Tulsa Police	C,T	-	-	X	-	-	-	-	X	X	-	-	-	X
<b>OREGON</b>															
Clackamas	Clackamas County Sheriff	C,P	X	-	X	-	-	-	X	X	-	-	-	-	X
Lane	Lane County Sheriff	C,P	-	X	X	-	-	-	-	-	-	-	X	X	X
Lane	Eugene Police	C,P	-	-	X	-	-	-	-	X	-	-	X	-	-
Linn	Linn County Sheriff	P	-	-	X	-	-	-	-	-	-	-	-	-	-
Marion	Salem Police	C	-	X	X	-	-	-	X	-	X	-	X	-	X
Multnomah	Portland Police	C,P	-	X	X	-	-	-	-	X	-	-	-	-	X
Washington	Washington County Sheriff	C,T	-	X	X	-	-	-	-	-	-	-	-	X	-
<b>PENNSYLVANIA</b>															
Allegheny	Allegheny County Police	C,T	X	X	X	-	-	-	X	X	X	-	-	-	X
Allegheny	Pittsburgh Police	C,T	-	-	-	-	-	-	X	-	-	-	-	-	X
Berks	Reading Police	C,P	-	-	X	-	-	-	X	-	-	-	-	-	-
Dauphin	Harrisburg Police	C,P,T	-	-	X	-	-	-	-	-	-	-	-	X	-
Delaware	Upper Darby Township Police	C,T	-	X	X	-	-	-	X	X	X	-	-	-	X
Erie	Erie Police	C,T	X	X	X	-	-	-	X	-	X	-	-	-	X
Lancaster	Lancaster Police	C,P,T	-	-	X	-	-	-	X	X	-	-	-	-	X
Lehigh	Allentown Police	C,P	-	-	-	-	-	-	-	-	-	-	-	-	X
Montgomery	Lower Merion Township Police	C	-	-	X	-	-	-	-	-	-	-	-	-	X
Northampton	Bethlehem Police	C,T	-	-	X	-	-	-	-	X	-	-	-	-	X
Philadelphia	Philadelphia Police	T	-	-	X	-	-	-	X	-	X	-	-	X	X
<b>RHODE ISLAND</b>															
Kent	Warwick Police	C,T	-	-	X	-	-	-	-	X	X	-	-	-	X
Providence	Cranston Police	C,T	-	-	X	-	-	-	-	X	X	-	-	-	X
Providence	Pawtucket Police	C	-	-	X	-	-	-	X	X	X	-	-	-	X
Providence	Providence Police	T	-	-	X	-	-	-	-	-	-	-	-	-	-
Providence	Woonsocket Police	C	-	-	X	-	-	-	-	-	-	-	-	-	X

Table 15a. - continued

County	Name of agency	Impact devices			Chemical agents						Other weapons/actions			
		Baton	Rubber bullets	Soft projectile	Pepper spray	Tear gas	Personal issue CS	Pepper spray	Tear gas	Tactical operations CS	Capture net	Choke/carotid hold	Electrical device	Flash/bang grenade
<b>SOUTH CAROLINA</b>														
Anderson	Anderson County Sheriff	C,P	-	-	X	-	-	X	-	-	-	-	-	X
Beaufort	Beaufort County Sheriff	P	-	-	X	-	-	X	X	X	-	-	-	X
Charleston	Charleston County Sheriff	C,P	-	-	X	-	-	X	X	X	-	-	-	X
Charleston	Charleston Police	P,T	-	-	-	-	-	X	X	X	-	-	-	X
Greenville	Greenville County Sheriff	C,P	-	-	X	-	-	X	-	-	-	-	X	X
Greenville	Greenville Police	C	X	X	X	-	-	-	X	X	-	-	-	X
Horry	Horry County Police	C	-	-	X	-	-	X	X	X	-	-	-	X
Horry	Myrtle Beach Police	-	-	-	X	-	-	-	-	-	-	-	-	-
Richland	Richland County Sheriff	C	-	-	X	-	-	-	X	X	-	-	-	X
Richland	Columbia Police	C,P	X	X	X	-	-	X	X	X	-	-	-	X
Spartanburg	Spartanburg County Sheriff	P	-	-	X	-	-	-	-	-	-	-	-	-
Spartanburg	Spartanburg Police	C,P,T	-	-	X	-	-	-	X	X	-	-	-	X
<b>SOUTH DAKOTA</b>														
Minnehaha	Sioux Falls Police	C	-	-	-	-	-	-	-	-	-	-	-	-
<b>TENNESSEE</b>														
Davidson	Nashville Metropolitan Police	C,T	-	-	-	-	-	-	-	X	-	-	-	X
Hamilton	Hamilton County Sheriff	P,T	X	X	X	-	-	X	X	X	-	-	-	X
Hamilton	Chattanooga Police	-	-	-	X	-	-	-	-	-	-	-	-	-
Knox	Knox County Sheriff	C,P,T	-	-	X	X	X	X	-	X	-	-	-	-
Knox	Knoxville Police	P	-	-	X	-	-	X	X	-	-	-	-	-
Madison	Jackson Police	P,T	-	-	X	-	X	-	-	-	-	-	-	-
Montgomery	Clarksville Police	P	-	-	X	-	-	-	X	X	-	-	-	X
Rutherford	Murfreesboro Police	C	X	-	X	-	-	X	X	X	-	-	-	X
Shelby	Memphis Police	T	-	-	-	-	-	-	-	-	-	-	-	X
Sullivan	Sullivan County Sheriff	-	-	-	X	-	-	X	X	-	-	-	-	X
Washington	Johnson City Police	P	-	-	X	-	-	X	X	X	-	-	-	X
<b>TEXAS</b>														
Bell	Killeen Police	C,P	-	-	X	X	-	-	X	-	-	-	-	X
Bell	Temple Police	C,P	-	-	X	-	-	X	-	X	-	-	-	X
Bexar	Bexar County Sheriff	C,P	-	-	X	-	X	-	X	X	-	-	-	X
Bexar	San Antonio Police	C,T	-	-	-	-	-	-	X	X	-	-	-	X
Cameron	Brownsville Police	T	-	-	X	-	-	-	X	X	-	-	-	-
Cameron	Harlingen Police	C	-	-	X	-	-	-	-	-	-	-	-	-
Collin	Plano Police	C	X	X	X	-	-	X	X	X	-	-	-	X
Dallas	Carrollton Police	T	-	-	X	-	-	X	-	-	-	-	-	X
Dallas	Dallas Police	C,P,T	-	-	-	-	-	X	X	-	-	X	-	-
Dallas	Garland Police	C	-	-	X	-	-	-	-	X	-	X	-	X
Dallas	Grand Prairie Police	C,P,T	-	-	X	-	-	X	X	X	-	X	X	X
Dallas	Irving Police	C,T	-	-	X	-	-	X	X	X	-	X	X	X
Dallas	Mesquite Police	C,P,T	-	X	X	-	-	X	X	X	-	X	-	X
Dallas	Richardson Police	C	X	X	X	-	-	X	X	X	-	-	-	X
Denton	Denton Police	C,T	-	X	X	-	-	X	X	X	-	X	-	X
Ector	Odessa Police	C	-	-	X	-	-	X	-	-	-	-	-	X
El Paso	El Paso Police	C,P,T	-	-	-	-	-	X	X	X	-	-	-	-
Fort Bend	Fort Bend County Sheriff	C,P,T	-	-	X	-	-	-	X	-	-	-	-	X
Gregg	Longview Police	-	-	-	X	-	-	-	-	-	-	-	-	X
Harris	Harris County Sheriff	C,T	-	-	-	-	-	-	-	-	-	-	-	-
Harris	Baytown Police	C	-	-	X	-	-	-	-	-	-	-	-	X
Harris	Houston Police	C,T	X	X	X	-	-	-	X	X	X	-	X	X
Harris	Pasadena Police	-	-	-	X	-	-	X	X	X	-	-	-	X
Hidalgo	Hidalgo County Sheriff	C	-	-	-	-	-	-	-	-	-	-	-	-
Hidalgo	McAllen Police	P	-	-	-	-	-	-	X	X	-	-	-	X
Jefferson	Beaumont Police	C,P,T	-	X	X	-	-	X	X	X	-	-	-	X
Jefferson	Port Arthur Police	C	-	-	X	-	-	X	-	X	-	X	X	-
Lubbock	Lubbock Police	C	-	-	X	-	-	-	-	X	-	-	-	X
McLennan	Waco Police	C,T	X	X	X	-	-	X	X	X	-	X	-	X
Midland	Midland Police	C	X	X	X	-	-	X	X	X	-	X	-	X
Nueces	Corpus Christi Police	C,P	-	-	X	-	-	-	X	-	-	-	-	-
Potter	Amarillo Police	T	-	-	X	-	-	X	X	X	-	-	-	X
Smith	Tyler Police	C,P,T	-	X	X	-	-	-	X	X	-	-	-	X
Tarrant	Tarrant County Sheriff	C,P	-	-	X	-	-	-	-	-	-	-	-	-
Tarrant	Arlington Police	C,P,T	-	-	X	-	-	-	X	X	-	X	-	X
Tarrant	Fort Worth Police	C,P,T	-	-	X	-	-	-	-	-	-	X	-	-
Taylor	Abilene Police	P	-	-	X	-	-	-	X	X	-	-	-	X
Tom Green	San Angelo Police	C,P	-	-	X	-	-	X	X	X	-	-	-	X
Travis	Travis County Sheriff	C,P	-	-	X	-	-	X	X	-	-	-	-	X
Travis	Austin Police	C,P,T	X	-	X	-	-	-	X	X	-	-	X	X
Webb	Laredo Police	C,T	-	-	X	-	-	-	X	X	X	-	-	X
Wichita	Wichita Falls Police	T	-	-	X	-	-	X	X	-	-	-	-	X
Williamson	Williamson County Sheriff	C,P,T	-	-	X	-	-	-	-	-	-	-	X	-

**Table 15a. - continued**

County	Name of agency	Impact devices			Chemical agents						Other weapons/actions			
		Baton	Rubber bullets	Soft projectile	Personal issue			Tactical operations			Capture net	Choke/carotid hold	Electrical device	Flash/bang grenade
					Pepper spray	Tear gas	CS	Pepper spray	Tear gas	CS				
<b>UTAH</b>														
Salt Lake	Salt Lake City Police	C	-	-	X	-	X	-	-	-	-	-	-	X
Salt Lake	West Valley City Police	C,P,T	-	-	X	-	-	X	-	-	-	X	-	-
Weber	Ogden Police	T	-	-	X	-	-	-	X	X	-	-	-	-
<b>VIRGINIA</b>														
Alexandria(city)	Alexandria Police	C,P,T	-	-	X	-	-	X	-	X	-	-	-	X
Arlington	Arlington County Police	C,P	-	-	X	-	-	X	-	X	-	-	-	X
Chesapeake(city)	Chesapeake Police	P	-	-	X	-	-	X	-	-	-	-	-	X
Chesterfield	Chesterfield County Police	C,T	-	-	X	-	-	X	X	X	-	-	-	X
Danville(city)	Danville Police	C,T	-	-	X	-	-	-	-	-	-	-	-	-
Fairfax	Fairfax County Police	C,T	-	X	X	-	-	X	-	X	-	-	X	X
Hampton(city)	Hampton Police	C,T	-	-	X	-	-	-	-	-	-	-	X	-
Hanover	Hanover County Sheriff	T	-	-	X	-	-	X	-	-	-	-	-	-
Henrico	Henrico County Police	C,T	-	-	X	-	-	-	X	X	-	-	X	X
Loudoun	Loudoun County Sheriff	C,P,T	-	-	X	-	-	X	X	X	-	-	-	X
Lynchburg(city)	Lynchburg Police	T	-	-	X	-	-	X	X	X	-	-	-	X
Newport News(city)	Newport News Police	C,P	-	-	X	-	-	-	X	X	-	-	-	X
Norfolk(city)	Norfolk Police	C,T	-	-	X	-	X	-	X	X	-	X	-	X
Petersburg(city)	Petersburg Police	P	-	-	X	-	-	X	X	X	-	-	-	X
Portsmouth(city)	Portsmouth Police	P	-	-	X	-	-	X	X	X	-	-	-	X
Prince William	Prince William County Police	C,P	-	X	X	-	-	X	-	X	-	-	X	X
Richmond(city)	Richmond Police	T	-	-	X	-	-	X	X	X	-	-	-	X
Roanoke(city)	Roanoke Police	T	-	-	X	-	-	X	X	X	-	-	-	X
Suffolk(city)	Suffolk Police	T	-	-	X	-	-	-	-	-	-	-	-	-
Virginia Beach(city)	Virginia Beach Police	C	-	-	X	-	X	-	-	-	-	-	-	-
<b>WASHINGTON</b>														
Clark	Clark County Sheriff	C,P,T	-	X	X	-	-	X	-	-	-	-	X	X
Clark	Vancouver Police	C,T	-	-	X	-	-	X	X	X	-	X	-	X
King	King County Sheriff	C,P,T	-	-	X	-	-	-	X	X	-	X	-	X
King	Bellevue Police	C,P	X	-	X	-	-	-	-	X	-	-	-	X
King	Kent Police	C,T	-	X	X	-	-	X	-	-	-	-	-	X
King	Seattle Police	C,T	X	X	X	-	-	X	X	X	-	-	X	X
Pierce	Pierce County Sheriff	C,T	-	-	X	-	-	X	-	X	-	-	-	X
Pierce	Tacoma Police	C	-	-	X	-	-	X	X	X	X	-	-	X
Snohomish	Snohomish County Sheriff	C,P,T	-	-	X	-	-	X	-	-	-	X	-	X
Snohomish	Everett Police	C,P,T	-	-	X	-	-	X	-	-	-	-	X	X
Spokane	Spokane County Sheriff	C,P,T	-	-	X	-	-	-	X	X	-	X	-	X
Spokane	Spokane Police	C,P	X	X	X	-	-	-	X	X	-	X	-	X
Thurston	Thurston County Sheriff	C,P,T	X	X	X	-	-	-	X	X	-	-	-	X
Yakima	Yakima Police	C,T	-	-	X	-	-	X	X	X	-	X	-	X
<b>WEST VIRGINIA</b>														
Cabell	Huntington Police	C	-	-	X	-	-	X	-	-	-	-	-	X
Kanawha	Charleston Police	C,T	-	-	-	-	-	-	-	-	-	-	-	-
<b>WISCONSIN</b>														
Brown	Brown County Sheriff	C	-	-	X	-	-	X	X	-	-	-	-	X
Brown	Green Bay Police	C,T	X	X	X	-	-	X	X	X	-	-	-	X
Dane	Dane County Sheriff	C,T	-	-	X	-	-	X	-	-	-	-	-	X
Dane	Madison Police	C,T	-	-	X	-	-	X	X	X	-	-	X	X
Kenosha	Kenosha Police	C,T	-	-	X	-	-	X	-	X	-	-	-	-
Milwaukee	Milwaukee County Sheriff	C,T	-	-	X	-	-	X	X	X	-	-	X	X
Milwaukee	Milwaukee Police	C,T	-	-	X	-	-	-	-	-	-	-	-	X
Milwaukee	West Allis Police	C	-	-	X	-	-	X	X	X	-	-	-	X
Outgamie	Appleton Police	C,P,T	X	X	X	-	-	X	X	X	-	-	-	X
Racine	Racine Police	T	X	-	X	-	-	-	X	X	-	-	-	X
Waukesha	Waukesha County Sheriff	C	-	-	X	-	-	X	X	X	-	-	-	X

Note: Codes for nonlethal weapons are as follows:

- "X"=Agency authorizes the use of that type of nonlethal weapon.
- "-"=Agency does not authorize the use of that type of nonlethal weapon.

Codes for types of batons authorized are as follows:

- "C"=Collapsible baton
- "P"=PR-24 baton
- "T"=Traditional baton

Chemical agents are defined as follows:

- Pepper spray=Oleoresin capsicum (OC)
- Tear gas=Chloroacetaphenone (CN)
- CS=Orthochlorobenzalmalononitrile

**Table 16a. Use of video cameras, night vision/electro-optic equipment, and vehicle pursuit devices by local law enforcement agencies, 1997**

County	Name of agency	Video cameras			Night vision/electro-optic			Vehicle-related devices		
		In patrol cars	Surveillance Fixed-site	Mobile	Image intensifier	Infrared/thermal imager	Laser range finder	Electrical/engine disruption	Stolen vehicle tracking	Tire deflation spikes
<b>ALABAMA</b>										
Etowah	Gadsden Police	-	-	-	-	-	-	-	-	-
Houston	Dothan Police	X	X	X	X	X	X	-	-	-
Jefferson	Jefferson County Sheriff	-	X	X	-	X	-	-	-	-
Jefferson	Bessemer Police	X	-	X	-	-	-	-	-	-
Jefferson	Birmingham Police	X	-	X	-	-	-	-	-	-
Jefferson	Hoover Police	X	-	-	X	X	X	-	X	-
Madison	Huntsville Police	X	-	-	X	-	-	-	-	-
Mobile	Mobile County Sheriff	-	X	X	X	-	-	-	-	-
Mobile	Mobile Police	X	X	X	-	X	-	-	-	-
Montgomery	Montgomery County Sheriff	-	-	X	X	-	-	-	-	X
Montgomery	Montgomery Police	X	-	X	-	X	X	-	-	-
Morgan	Decatur Police	X	-	X	X	-	-	-	-	-
Tuscaloosa	Tuscaloosa Police	X	X	X	-	X	X	-	-	-
<b>ALASKA</b>										
Anchorage	Anchorage Police	X	X	-	-	-	-	-	-	-
<b>ARIZONA</b>										
Maricopa	Maricopa County Sheriff	-	-	-	-	X	X	-	-	X
Maricopa	Chandler Police	-	X	X	X	-	-	-	-	X
Maricopa	Glendale Police	-	X	X	X	-	-	-	-	-
Maricopa	Mesa Police	-	X	X	X	X	-	-	X	X
Maricopa	Phoenix Police	-	-	-	-	X	-	-	-	-
Maricopa	Scottsdale Police	-	X	X	X	X	X	-	-	X
Maricopa	Tempe Police	-	-	-	-	-	-	-	-	-
Pima	Pima County Sheriff	X	X	X	-	-	X	-	-	X
Pima	Tucson Police	-	X	-	-	-	-	-	-	-
Pinal	Pinal County Sheriff	-	-	-	-	-	-	-	-	-
Yuma	Yuma Police	X	-	-	-	-	-	-	-	-
<b>ARKANSAS</b>										
Jefferson	Pine Bluff Police	X	X	X	X	-	X	-	-	X
Pulaski	Pulaski County Sheriff	X	-	-	X	-	-	-	-	X
Pulaski	Little Rock Police	-	-	-	X	X	-	-	-	-
Pulaski	North Little Rock Police	X	X	X	X	-	X	-	-	-
Sebastian	Fort Smith Police	-	X	-	X	X	-	-	-	-
<b>CALIFORNIA</b>										
Alameda	Alameda County Sheriff	-	X	X	-	-	-	-	-	X
Alameda	Alameda Police	-	-	-	-	X	-	-	-	-
Alameda	Berkeley Police	-	X	-	-	-	-	-	-	X
Alameda	Fremont Police	-	-	-	X	-	-	-	-	X
Alameda	Hayward Police	-	X	-	-	-	-	-	-	-
Alameda	Oakland Police	-	-	-	X	X	X	-	-	X
Contra Costa	Contra Costa County Sheriff	-	-	-	-	-	-	-	-	-
Contra Costa	Concord Police	-	-	-	-	-	-	-	-	-
Contra Costa	Richmond Police	-	-	-	X	X	-	-	-	-
El Dorado	El Dorado County Sheriff	-	X	-	X	X	X	-	-	X
Fresno	Fresno County Sheriff	-	X	X	-	X	-	-	-	X
Fresno	Fresno Police	-	X	X	X	X	-	-	-	X
Kern	Kern County Sheriff	-	X	X	-	X	-	-	-	-
Kern	Bakersfield Police	X	X	X	-	-	-	-	-	-
Los Angeles	Los Angeles County Sheriff	X	-	-	-	X	-	-	X	-
Los Angeles	Beverly Hills Police	X	-	-	-	X	-	-	X	-
Los Angeles	Burbank Police	-	-	-	-	-	-	-	X	-
Los Angeles	Compton Police	X	-	-	-	-	-	-	X	-
Los Angeles	Culver City Police	-	X	X	-	-	-	-	X	-
Los Angeles	Downey Police	-	-	-	-	-	-	-	X	-
Los Angeles	El Monte Police	-	-	-	-	-	-	-	-	-
Los Angeles	Glendale Police	-	X	-	-	-	-	-	X	-
Los Angeles	Inglewood Police	-	-	-	-	-	-	-	-	-
Los Angeles	Long Beach Police	-	-	X	-	X	-	-	X	-
Los Angeles	Los Angeles Police	X	X	X	X	X	X	-	X	-
Los Angeles	Pasadena Police	-	-	-	-	X	-	-	X	-
Los Angeles	Pomona Police	X	X	-	-	-	-	-	X	-
Los Angeles	Santa Monica Police	-	-	X	-	X	-	-	X	-
Los Angeles	Torrance Police	-	-	-	-	-	-	-	X	-
Los Angeles	West Covina Police	X	-	X	-	-	-	X	X	-
Los Angeles	Whittier Police	-	-	-	-	-	-	-	-	-
Marin	Marin County Sheriff	-	-	-	X	-	-	-	-	X
Monterey	Monterey County Sheriff	-	X	-	X	-	-	-	-	X
Monterey	Salinas Police	-	-	-	-	X	-	-	-	-
Orange	Orange County Sheriff-Coroner	X	X	X	-	X	-	-	X	-
Orange	Anaheim Police	-	-	-	-	-	-	-	-	-
Orange	Costa Mesa Police	-	-	-	-	X	-	-	X	-
Orange	Fullerton Police	-	-	-	-	-	-	-	-	-
Orange	Garden Grove Police	-	X	X	X	-	-	-	-	X
Orange	Huntington Beach Police	-	-	X	X	X	X	-	X	X

Table 16a. - continued

County	Name of agency	Video cameras			Night vision/electro-optic			Vehicle-related devices		
		In patrol cars	Surveillance Fixed-site	Mobile	Image intensifier	Infrared/thermal imager	Laser range finder	Electrical/engine disruption	Stolen vehicle tracking	Tire deflation spikes
<b>CALIFORNIA (cont.)</b>										
Orange	Irvine Police	X	-	X	-	-	-	-	-	X
Orange	Newport Beach Police	X	X	X	X	X	-	-	X	-
Orange	Orange Police	X	-	-	X	X	-	-	X	-
Orange	Santa Ana Police	-	-	-	-	-	-	-	X	-
Placer	Placer County Sheriff	-	-	-	X	X	X	-	-	X
Riverside	Riverside County Sheriff	X	X	X	X	X	-	-	X	X
Riverside	Corona Police	-	X	X	-	-	-	-	X	X
Riverside	Riverside Police	-	X	X	-	X	-	-	X	-
Sacramento	Sacramento County Sheriff	-	-	X	-	X	-	-	-	X
Sacramento	Sacramento Police	-	X	X	X	X	X	X	-	X
San Bernardino	San Bernardino County Sheriff	X	X	X	X	X	X	-	X	X
San Bernardino	Fontana Police	-	-	X	X	-	-	-	X	X
San Bernardino	Ontario Police	-	-	-	-	-	-	-	X	X
San Bernardino	Rialto Police	-	-	-	-	X	-	-	X	X
San Bernardino	San Bernardino Police	-	X	X	-	-	-	-	X	-
San Diego	San Diego County Sheriff	X	-	-	X	-	-	-	X	X
San Diego	Chula Vista Police	-	-	-	X	-	X	-	X	X
San Diego	El Cajon Police	-	X	-	X	-	-	-	X	-
San Diego	Escondido Police	-	-	-	-	-	-	-	X	-
San Diego	Oceanside Police	X	-	-	-	-	-	-	X	-
San Diego	San Diego Police	-	-	X	-	-	-	-	X	X
San Francisco	San Francisco Police	-	X	X	X	X	-	-	-	-
San Joaquin	San Joaquin County Sheriff	-	X	X	X	X	-	-	-	-
San Joaquin	Stockton Police	-	-	-	X	-	X	-	-	-
San Luis Obispo	San Luis Obispo County Sheriff	X	-	-	-	X	-	-	-	-
San Mateo	San Mateo County Sheriff	-	X	X	-	X	X	-	-	-
San Mateo	Daly City Police	-	-	-	-	-	-	-	-	-
San Mateo	San Mateo Police	-	X	-	-	X	-	-	-	X
Santa Barbara	Santa Barbara County Sheriff	-	X	X	-	X	-	-	-	-
Santa Barbara	Santa Barbara Police	-	-	-	X	-	-	-	-	-
Santa Clara	Santa Clara County Sheriff	X	X	X	X	X	X	-	-	-
Santa Clara	San Jose Police	-	X	X	-	X	-	-	-	-
Santa Clara	Santa Clara Police	-	-	-	-	X	-	-	-	-
Santa Clara	Sunnyvale Police	X	-	X	X	-	-	-	-	-
Santa Cruz	Santa Cruz County Sheriff	-	-	-	-	-	-	-	-	-
Shasta	Shasta County Sheriff	-	X	-	X	X	-	-	-	-
Solano	Vallejo Police	-	-	-	-	-	-	-	-	X
Sonoma	Sonoma County Sheriff-Coroner	-	-	-	-	-	-	-	-	-
Sonoma	Santa Rosa Police	-	X	X	-	-	-	-	-	X
Stanislaus	Stanislaus County Sheriff	X	X	X	X	X	X	-	X	X
Stanislaus	Modesto Police	X	X	X	-	X	-	-	-	-
Tulare	Tulare County Sheriff	-	X	X	X	X	-	-	-	-
Ventura	Ventura County Sheriff	-	X	X	X	X	-	-	-	-
Ventura	Simi Valley Police	-	-	-	X	-	-	-	-	-
Ventura	Ventura Police	-	X	-	-	X	-	-	-	-
<b>COLORADO</b>										
Adams	Adams County Sheriff	X	X	-	-	-	X	-	-	X
Adams	Westminster Police	X	X	X	-	X	X	-	-	-
Arapahoe	Aurora Police	-	X	X	X	X	X	-	-	-
Boulder	Boulder County Sheriff	X	X	X	X	X	X	-	-	X
Boulder	Boulder Police	X	X	X	X	-	-	-	-	X
Denver	Denver Police	X	-	-	-	X	-	-	-	-
Douglas	Douglas County Sheriff	X	-	-	X	-	-	-	-	X
El Paso	El Paso County Sheriff	-	-	-	-	-	-	-	-	-
El Paso	Colorado Springs Police	X	X	-	-	X	-	-	X	-
Jefferson	Jefferson County Sheriff	-	-	-	-	-	-	-	-	-
Jefferson	Arvada Police	-	-	-	-	-	-	-	-	X
Jefferson	Lakewood Police	-	-	-	X	-	-	-	-	X
Larimer	Larimer County Sheriff	X	-	-	X	-	-	-	-	X
Larimer	Fort Collins Police	X	-	-	-	-	-	-	-	X
Pueblo	Pueblo Police	-	-	-	-	-	-	-	-	-
<b>CONNECTICUT</b>										
Fairfield	Bridgeport Police	-	X	X	-	X	-	-	X	-
Fairfield	Danbury Police	X	-	X	X	-	-	-	X	-
Fairfield	Greenwich Police	X	X	X	X	-	-	-	X	-
Fairfield	Norwalk Police	X	-	-	X	-	-	-	X	-
Fairfield	Stamford Police	X	-	-	-	-	-	-	X	-
Hartford	Bristol Police	X	-	X	X	X	-	-	X	X
Hartford	East Hartford Police	-	-	X	X	-	-	-	X	-
Hartford	Hartford Police	-	-	-	-	-	-	-	-	-
Hartford	Manchester Police	-	-	-	-	-	-	-	X	-
Hartford	New Britain Police	-	X	X	-	-	-	-	X	-
New Haven	Meriden Police	-	-	-	-	-	-	-	-	-
New Haven	Milford Police	X	-	X	-	-	-	-	X	-
New Haven	New Haven Police	-	X	X	X	X	X	-	X	-
New Haven	Waterbury Police	-	-	X	X	-	X	-	X	-
New Haven	West Haven Police	X	X	-	-	-	-	-	X	-

**Table 16a. - continued**

County	Name of agency	Video cameras			Night vision/electro-optic			Vehicle-related devices		
		In patrol cars	Surveillance		Image intensifier	Infrared/thermal imager	Laser range finder	Electrical/engine disruption	Stolen vehicle tracking	Tire deflation spikes
			Fixed-site	Mobile						
<b>DELAWARE</b>										
New Castle	New Castle County Police	-	X	-	X	-	-	-	-	-
New Castle	Wilmington Police	-	-	X	-	X	-	-	-	-
<b>DISTRICT OF COLUMBIA</b>										
Washington, DC	Washington Metropolitan Police	-	X	X	X	X	X	-	-	-
<b>FLORIDA</b>										
Alachua	Alachua County Sheriff	X	X	X	X	-	-	-	-	-
Alachua	Gainesville Police	X	X	X	-	-	-	-	-	-
Bay	Bay County Sheriff	X	X	X	X	-	-	-	-	X
Brevard	Brevard County Sheriff	-	X	X	-	X	-	-	-	X
Brevard	Melbourne Police	X	X	X	-	X	-	-	-	X
Brevard	Palm Bay Police	X	-	X	X	-	-	-	-	-
Broward	Broward County Sheriff	X	-	-	-	-	-	-	X	-
Broward	Coral Springs Police	X	-	-	X	-	-	-	X	X
Broward	Davie Police	X	-	-	-	-	-	-	X	-
Broward	Fort Lauderdale Police	-	X	X	X	-	-	-	X	-
Broward	Hollywood Police	X	X	X	X	X	-	-	X	X
Broward	Margate Police	X	-	X	X	-	-	-	-	-
Broward	Miramar Police	X	X	X	X	-	-	-	X	X
Broward	Pembroke Pines Police	-	X	X	-	X	-	-	X	X
Broward	Plantation Police	X	X	X	-	-	-	-	X	X
Broward	Pompano Beach Police	X	-	X	-	X	-	X	-	-
Broward	Sunrise Police	-	-	-	-	X	-	-	X	-
Charlotte	Charlotte County Sheriff	X	X	X	-	X	-	-	-	X
Citrus	Citrus County Sheriff	X	-	-	-	X	-	-	-	-
Clay	Clay County Sheriff	-	X	X	X	X	-	-	-	-
Collier	Collier County Sheriff	X	X	-	-	-	-	-	-	X
Dade	Metro-Dade Police	X	X	X	X	X	X	X	X	-
Dade	Coral Gables Police	-	X	-	X	X	X	-	X	-
Dade	Hialeah Police	-	-	-	-	-	-	-	X	-
Dade	Miami Police	-	-	-	-	-	-	-	X	-
Dade	Miami Beach Police	X	-	X	X	X	X	-	X	-
Duval	Jacksonville Sheriff	-	X	X	-	X	-	-	-	-
Escambia	Escambia County Sheriff	X	-	X	-	-	-	-	-	-
Escambia	Pensacola Police	X	X	-	-	-	-	-	-	-
Hernando	Hernando County Sheriff	X	-	-	-	X	-	-	-	X
Hillsborough	Hillsborough County Sheriff	X	X	X	X	X	-	-	X	X
Hillsborough	Tampa Police	-	X	-	-	X	-	-	X	-
Indian River	Indian River County Sheriff	X	X	X	-	X	X	-	X	X
Lake	Lake County Sheriff	X	X	X	X	X	X	-	-	X
Lee	Lee County Sheriff	X	X	X	-	-	-	-	-	X
Lee	Cape Coral Police	X	-	-	-	-	-	-	-	-
Lee	Fort Myers Police	X	-	-	-	-	-	-	-	-
Leon	Leon County Sheriff	X	-	-	-	-	-	-	-	-
Leon	Tallahassee Police	X	-	-	-	X	-	-	-	-
Manatee	Manatee County Sheriff	X	X	X	X	X	-	-	X	X
Marion	Marion County Sheriff	-	-	-	-	X	-	-	-	-
Marion	Ocala Police	X	X	X	X	X	-	-	-	-
Martin	Martin County Sheriff	X	X	X	X	X	-	-	X	X
Monroe	Monroe County Sheriff	X	-	-	-	-	-	-	-	X
Okaloosa	Okaloosa County Sheriff	-	-	-	-	-	-	-	-	-
Orange	Orange County Sheriff	X	X	X	X	X	X	-	X	X
Orange	Orlando Police	X	X	X	X	-	-	-	X	-
Osceola	Osceola County Sheriff	-	X	X	-	X	-	-	X	X
Palm Beach	Palm Beach County Sheriff	X	X	X	X	X	-	-	X	X
Palm Beach	Boca Raton Police	X	-	X	X	-	-	-	X	-
Palm Beach	Boynton Beach Police	X	X	-	-	-	X	-	X	X
Palm Beach	Delray Beach Police	X	X	X	X	X	-	-	X	X
Palm Beach	West Palm Beach Police	-	X	-	-	-	X	-	X	-
Pasco	Pasco County Sheriff	X	X	X	X	X	-	-	X	X
Pinellas	Pinellas County Sheriff	-	X	X	X	X	X	-	X	X
Pinellas	Clearwater Police	-	-	-	-	-	-	-	X	-
Pinellas	Largo Police	X	X	X	-	-	-	-	X	-
Pinellas	St. Petersburg Police	X	X	X	X	-	-	X	X	-
Polk	Polk County Sheriff	-	-	-	-	-	-	-	X	X
Polk	Lakeland Police	X	X	X	X	X	-	-	X	X
St. John	St. John County Sheriff	-	X	-	-	-	-	-	-	X
St. Lucie	St. Lucie County Sheriff	X	-	X	X	X	-	-	X	X
St. Lucie	Fort Pierce Police	X	X	X	-	-	X	-	X	-
St. Lucie	Port St. Lucie Police	X	X	X	X	-	X	-	X	-
Santa Rosa	Santa Rosa County Sheriff	X	-	-	-	-	-	-	-	X
Sarasota	Sarasota County Sheriff	X	X	X	X	X	X	-	X	-
Sarasota	Sarasota Police	X	-	-	-	-	-	-	X	-
Seminole	Seminole County Sheriff	-	-	-	-	-	-	-	-	-
Volusia	Volusia County Sheriff	-	X	X	X	X	-	X	-	-
Volusia	Daytona Beach Police	X	-	-	-	-	-	-	-	-

**Table 16a. - continued**

County	Name of agency	Video cameras			Night vision/electro-optic			Vehicle-related devices		
		In patrol cars	Surveillance Fixed-site	Mobile	Image intensifier	Infrared/thermal imager	Laser range finder	Electrical/engine disruption	Stolen vehicle tracking	Tire deflation spikes
<b>GEORGIA</b>										
Bibb	Bibb County Sheriff	X	X	X	-	-	-	-	-	-
Bibb	Macon Police	X	-	X	X	-	-	-	-	-
Chatham	Chatham County Police	X	X	X	X	-	X	-	-	-
Chatham	Savannah Police	-	-	X	-	X	-	-	-	-
Cherokee	Cherokee County Sheriff	X	X	X	-	-	-	-	X	X
Clarke	Athens-Clarke County Police	X	X	X	X	-	-	-	-	-
Clayton	Clayton County Police	X	-	-	-	X	-	-	X	-
Cobb	Cobb County Police	X	-	X	-	-	-	-	X	-
Cobb	Cobb County Sheriff	-	X	-	-	X	-	-	-	-
Cobb	Marietta Police	X	-	X	X	-	-	-	X	-
Columbia	Columbia County Sheriff	X	X	X	-	X	-	-	-	X
De Kalb	De Kalb County Police	X	-	-	-	X	-	-	-	-
Dougherty	Albany Police	-	X	-	X	-	-	-	-	X
Douglas	Douglas County Sheriff	X	X	X	-	X	-	-	X	-
Fulton	Fulton County Police	X	-	-	-	X	-	-	X	-
Fulton	Atlanta Police	-	X	-	-	-	-	-	X	-
Fulton	East Point Police	X	X	-	X	-	-	-	X	-
Gwinnett	Gwinnett County Police	X	X	X	-	-	-	-	X	-
Hall	Hall County Sheriff	X	-	-	-	-	-	-	-	X
Muscogee	Columbus Police	X	-	-	-	-	-	-	-	-
Richmond	Augusta-Richmond Co. Sheriff	X	X	X	X	-	-	-	-	-
<b>HAWAII</b>										
Hawaii	Hawaii County Police	-	-	-	-	-	-	-	-	-
Honolulu	Honolulu Police	X	X	X	X	X	-	-	-	-
Kauai	Kauai County Police	X	-	-	-	-	-	-	-	-
Maui	Maui County Police	X	X	-	X	X	X	-	-	-
<b>IDAHO</b>										
Ada	Ada County Sheriff	X	-	X	-	-	-	-	-	X
Ada	Boise Police	-	X	X	X	-	-	-	-	X
<b>ILLINOIS</b>										
Champaign	Champaign Police	X	X	X	X	-	-	-	-	-
Cook	Cook County Sheriff	-	X	-	X	X	-	-	X	-
Cook	Arlington Heights Police	-	-	-	-	-	-	-	X	-
Cook	Chicago Police	X	-	-	X	-	-	-	-	-
Cook	Cicero Police	X	-	X	-	-	-	-	X	-
Cook	Evanston Police	-	-	-	-	-	-	-	-	-
Cook	Oak Lawn Police	X	X	X	X	-	-	-	-	-
Cook	Oak Park Police	-	X	-	-	X	-	-	-	-
Cook	Schaumburg Police	-	-	-	-	-	-	-	-	-
Cook	Skokie Police	X	X	-	X	-	-	-	X	-
Du Page	Naperville Police	-	-	-	X	-	-	-	-	-
Kane	Aurora Police	-	-	X	-	-	-	-	X	-
Kane	Elgin Police	-	-	-	X	X	-	-	-	-
Lake	Lake County Sheriff	X	X	X	X	-	-	-	X	-
Lake	Waukegan Police	-	-	X	-	-	-	-	X	-
Macon	Decatur Police	X	X	X	-	X	-	-	-	-
Peoria	Peoria Police	-	-	-	-	-	-	-	-	-
Sangamon	Springfield Police	X	X	X	X	-	-	-	-	-
Will	Will County Sheriff	X	-	-	-	-	-	-	-	X
Will	Joliet Police	-	-	-	-	-	-	-	-	-
Winnebago	Winnebago County Sheriff	X	-	-	X	-	-	-	-	X
Winnebago	Rockford Police	-	-	-	-	-	X	-	-	X
<b>INDIANA</b>										
Allen	Fort Wayne Police	X	X	X	X	X	-	-	-	-
Delaware	Muncie Police	-	-	X	-	-	-	-	-	-
Elkhart	Elkhart Police	X	X	X	-	-	-	-	-	X
Howard	Kokomo Police	X	-	X	-	-	-	-	-	X
Lake	Lake County Sheriff	-	-	-	-	-	-	-	-	-
Lake	East Chicago Police	-	X	X	X	-	-	-	-	-
Lake	Gary Police	-	X	-	X	-	-	-	-	X
Lake	Hammond Police	X	X	X	X	-	-	-	-	-
Madison	Anderson Police	-	X	-	-	-	-	-	-	X
Marion	Marion County Sheriff	-	-	-	-	-	-	-	-	X
Marion	Indianapolis Police	-	X	X	-	X	-	-	-	X
St. Joseph	South Bend Police	-	X	X	-	X	-	-	-	-
Vanderburgh	Vanderburgh County Sheriff	X	X	-	X	X	-	-	-	X
Vanderburgh	Evansville Police	X	-	X	-	-	-	-	-	-
Vigo	Terre Haute Police	-	-	-	-	-	-	-	-	X

**Table 16a. - continued**

County	Name of agency	Video cameras			Night vision/electro-optic			Vehicle-related devices		
		In patrol cars	Surveillance Fixed-site	Mobile	Image intensifier	Infrared/thermal imager	Laser range finder	Electrical/engine disruption	Stolen vehicle tracking	Tire deflation spikes
<b>IOWA</b>										
Black Hawk	Waterloo Police	X	X	-	-	X	-	-	-	X
Linn	Cedar Rapids Police	X	X	X	X	-	-	-	-	X
Polk	Des Moines Police	X	-	X	X	-	X	-	-	X
Scott	Davenport Police	-	-	X	-	X	-	-	-	X
Woodbury	Sioux City Police	X	X	-	X	-	-	-	-	-
<b>KANSAS</b>										
Douglas	Lawrence Police	-	X	X	-	-	-	-	-	-
Johnson	Johnson County Sheriff	X	-	X	-	-	X	-	-	X
Johnson	Olathe Police	-	-	-	-	-	-	-	-	X
Johnson	Overland Park Police	X	X	X	X	-	-	-	-	X
Sedgwick	Sedgwick County Sheriff	X	-	-	X	-	-	-	-	-
Sedgwick	Wichita Police	X	-	-	-	X	-	-	-	-
Shawnee	Shawnee County Sheriff	-	X	-	X	-	-	-	-	X
Shawnee	Topeka Police	-	-	-	-	X	-	-	-	X
Wyandotte	Kansas City Police	-	-	-	-	-	-	-	-	-
<b>KENTUCKY</b>										
Fayette	Lexington-Fayette County Police	-	X	X	-	-	-	-	-	X
Jefferson	Jefferson County Police	X	X	X	-	-	-	-	-	X
Jefferson	Jefferson County Sheriff	-	-	-	-	-	-	-	-	-
Jefferson	Louisville Police	-	-	-	-	-	-	-	-	-
Kenton	Covington Police	X	X	X	X	-	-	-	-	X
<b>LOUISIANA</b>										
Ascension	Ascension Parish Sheriff	-	-	X	X	-	-	-	-	-
Bossier	Bossier Police	X	X	-	-	-	-	-	-	-
Caddo	Caddo Parish Sheriff	X	X	X	X	X	X	-	-	X
Caddo	Shreveport Police	-	X	X	X	-	-	-	-	-
Calcasieu	Calcasieu Parish Sheriff	X	-	X	-	-	-	-	-	-
Calcasieu	Lake Charles Police	X	-	-	-	-	-	-	-	-
E. Baton Rouge	E. Baton Rouge Parish Sheriff	X	-	X	X	X	-	-	-	X
E. Baton Rouge	Baton Rouge Police	X	X	X	X	-	-	-	-	-
Jefferson	Kenner Police	X	X	X	-	-	-	-	-	-
Lafayette	Lafayette Parish Sheriff	X	-	X	X	-	X	-	-	-
Lafourche	Lafourche Parish Sheriff	-	X	-	-	-	-	-	-	-
Orleans	New Orleans Police	-	-	-	-	-	-	-	-	-
Ouachita	Ouachita Parish Sheriff	-	-	-	-	X	-	-	-	-
Ouachita	Monroe Police	X	X	X	X	-	-	-	-	-
Rapides	Alexandria Police	X	-	-	-	-	-	-	-	-
St. Bernard	St. Bernard Parish Sheriff	-	-	-	-	-	-	-	-	-
St. Charles	St. Charles Parish Sheriff	X	-	-	X	-	-	-	-	-
St. John the Baptist	St. John the Baptist Sheriff	-	-	X	-	-	-	-	-	-
St. Landry	St. Landry Parish Sheriff	X	-	-	-	X	-	-	-	-
St. Tammany	St. Tammany Parish Sheriff	-	X	X	-	X	-	-	-	-
Terrebonne	Terrebonne Parish Sheriff	-	X	X	-	X	-	-	-	-
<b>MARYLAND</b>										
Anne Arundel	Anne Arundel County Police	-	-	-	-	X	-	-	-	-
Anne Arundel	Annapolis Police	-	-	-	-	-	-	-	-	-
Baltimore(city)	Baltimore Police	-	-	-	-	-	-	-	-	-
Baltimore	Baltimore County Police	-	X	X	X	X	X	-	X	-
Charles	Charles County Sheriff	X	X	X	X	X	-	-	X	-
Harford	Harford County Sheriff	X	X	X	X	-	-	-	X	-
Howard	Howard County Police	-	-	-	-	-	-	-	X	-
Montgomery	Montgomery County Police	-	-	-	X	-	-	-	X	-
Prince George's	Prince George's County Police	-	X	X	-	X	-	-	X	-
<b>MASSACHUSETTS</b>										
Bristol	Fall River Police	-	-	-	-	-	-	-	X	-
Bristol	New Bedford Police	X	-	-	-	-	-	-	X	-
Essex	Lawrence Police	-	-	-	X	-	-	-	X	-
Essex	Lynn Police	-	-	-	-	-	-	-	X	-
Hampden	Chicopee Police	-	X	X	-	-	-	-	X	-
Hampden	Holyoke Police	-	-	-	-	-	-	-	X	-
Hampden	Springfield Police	-	X	X	-	-	X	-	X	-
Middlesex	Cambridge Police	-	-	X	-	-	-	-	X	-
Middlesex	Framingham Police	X	-	-	-	-	-	-	X	-
Middlesex	Lowell Police	-	X	X	X	X	-	-	X	X
Middlesex	Malden Police	-	-	-	-	-	-	-	X	-
Middlesex	Medford Police	X	-	-	-	-	-	-	X	-
Middlesex	Newton Police	-	-	-	-	-	-	-	X	-
Middlesex	Somerville Police	X	-	-	-	-	-	-	-	-
Middlesex	Waltham Police	X	X	X	-	-	-	-	X	-



**Table 16a. - continued**

County	Name of agency	Video cameras			Night vision/electro-optic			Vehicle-related devices		
		In patrol cars	Fixed-site	Mobile	Image intensifier	Infrared/thermal imager	Laser range finder	Electrical/engine disruption	Stolen vehicle tracking	Tire deflation spikes
<b>MASSACHUSETTS (cont.)</b>										
Norfolk	Brookline Police	-	-	-	X	-	-	-	X	X
Norfolk	Quincy Police	-	-	-	-	-	-	-	X	-
Plymouth	Brockton Police	-	-	-	-	-	X	-	X	-
Suffolk	Boston Police	X	X	X	X	-	-	-	X	-
Suffolk	Revere Police	-	-	-	-	-	-	-	X	-
Worcester	Worcester Police	X	-	-	-	-	-	-	X	-
<b>MICHIGAN</b>										
Calhoun	Battle Creek Police	-	X	-	-	-	-	-	-	-
Genesee	Flint Police	-	X	-	X	X	-	-	X	-
Ingham	Lansing Police	-	X	X	X	-	-	-	-	-
Kalamazoo	Kalamazoo Police	-	X	X	X	-	-	-	-	-
Kent	Kent County Sheriff	-	-	-	X	-	-	-	-	-
Kent	Grand Rapids Police	-	X	X	X	X	X	-	-	-
Macomb	Macomb County Sheriff	X	X	X	-	-	-	-	-	X
Macomb	Sterling Heights Police	X	X	-	-	-	-	-	X	-
Macomb	Warren Police	X	X	-	X	-	-	-	-	-
Oakland	Oakland County Sheriff	X	-	-	X	-	-	-	X	-
Oakland	Farmington Hills Police	X	X	X	X	X	-	-	-	-
Oakland	Pontiac Police	X	-	-	X	X	-	-	-	-
Oakland	Southfield Police	X	-	-	-	-	-	-	X	-
Oakland	Troy Police	-	-	-	-	X	-	-	X	-
Saginaw	Saginaw Police	-	-	-	-	-	-	-	X	-
Washtenaw	Washtenaw County Sheriff	X	-	-	-	-	-	-	X	-
Washtenaw	Ann Arbor Police	X	-	-	X	-	-	-	-	-
Wayne	Wayne County Sheriff	X	-	X	-	-	-	-	X	-
Wayne	Dearborn Police	X	X	X	X	X	-	-	-	-
Wayne	Detroit Police	-	X	X	X	X	X	-	X	-
Wayne	Livonia Police	-	-	-	-	-	-	-	-	-
Wayne	Taylor Police	-	X	-	-	-	-	-	-	-
Wayne	Westland Police	-	-	-	X	-	-	-	X	-
<b>MINNESOTA</b>										
Hennepin	Bloomington Police	-	X	-	X	-	X	-	-	-
Hennepin	Minneapolis Police	-	X	X	-	X	-	-	-	-
Ramsey	Ramsey County Sheriff	-	X	X	X	-	-	-	-	-
Ramsey	St. Paul Police	X	-	X	X	-	X	-	-	-
St. Louis	Duluth Police	-	-	-	-	X	-	-	-	-
<b>MISSISSIPPI</b>										
Forrest	Hattiesburg Police	X	X	-	X	-	X	-	-	X
Harrison	Biloxi Police	X	X	X	-	-	-	-	-	-
Harrison	Gulfport Police	-	-	-	-	-	-	-	-	-
Hinds	Jackson Police	-	-	-	X	-	-	-	-	-
Jackson	Jackson County Sheriff	X	-	-	-	-	-	-	-	-
<b>MISSOURI</b>										
Boone	Columbia Police	X	X	-	X	-	X	-	-	X
Buchanan	St. Joseph Police	-	X	X	-	X	X	-	-	-
Greene	Springfield Police	-	X	X	X	-	-	-	-	X
Jackson	Independence Police	-	-	-	-	-	-	-	-	-
Jackson	Kansas City Police	-	X	X	-	X	-	-	-	X
Jefferson	Jefferson County Sheriff	X	-	X	X	-	-	-	-	-
St. Charles	St. Charles County Sheriff	X	-	X	X	X	-	-	-	X
St. Louis(city)	St. Louis Police	-	X	X	-	X	-	-	-	-
St. Louis	St. Louis County Police	-	-	X	X	X	X	-	-	-
<b>MONTANA</b>										
Yellowstone	Billings Police	X	-	-	-	-	-	-	-	-
<b>NEBRASKA</b>										
Douglas	Omaha Police	X	X	-	-	X	-	-	-	X
Lancaster	Lincoln Police	X	X	-	X	X	-	-	X	X
<b>NEVADA</b>										
Clark	Las Vegas Metropolitan Police	-	-	-	-	X	-	-	-	X
Clark	North Las Vegas Police	-	-	X	X	X	-	-	-	-
Nye	Nye County Sheriff	X	-	-	-	-	-	-	-	X
Washoe	Washoe County Sheriff	X	-	-	X	X	-	-	-	X
Washoe	Reno Police	X	-	-	-	X	-	-	-	-

**Table 16a. - continued**

County	Name of agency	Video cameras			Night vision/electro-optic			Vehicle-related devices		
		In patrol cars	Surveillance Fixed-site	Mobile	Image intensifier	Infrared/thermal imager	Laser range finder	Electrical/engine disruption	Stolen vehicle tracking	Tire deflation spikes
<b>NEW HAMPSHIRE</b>										
Hillsborough	Manchester Police	-	X	X	-	-	-	-	-	-
Hillsborough	Nashua Police	-	-	-	X	-	-	-	-	X
<b>NEW JERSEY</b>										
Atlantic	Atlantic City Police	-	X	X	X	X	-	-	X	-
Camden	Camden Police	-	-	-	-	-	-	-	-	-
Camden	Cherry Hill Police	-	X	-	-	-	-	-	-	-
Essex	Bloomfield Police	-	-	-	-	-	-	-	X	-
Essex	East Orange Police	-	X	X	X	-	-	-	X	-
Essex	Irvington Police	-	X	-	X	-	-	-	X	-
Essex	Newark Police	-	X	X	X	X	X	-	X	-
Essex	West Orange Police	-	-	-	-	-	-	-	X	-
Hudson	Hudson County Sheriff	-	-	-	-	-	-	-	-	-
Hudson	Bayonne Police	-	-	-	-	-	-	-	-	-
Hudson	Hoboken Police	-	X	-	X	-	-	-	X	-
Hudson	Jersey City Police	-	X	-	-	-	-	-	X	-
Hudson	North Bergen Police	-	-	-	-	-	-	-	X	-
Hudson	Union City Police	-	-	-	-	-	-	-	X	-
Hudson	West New York Police	-	-	-	-	X	-	-	X	-
Mercer	Hamilton Police	X	X	X	X	-	-	-	-	-
Mercer	Trenton Police	-	X	-	-	-	-	-	-	-
Middlesex	Edison Police	-	-	-	-	-	-	-	-	-
Middlesex	New Brunswick Police	-	-	-	-	-	-	-	X	-
Middlesex	Perth Amboy Police	X	X	X	-	-	-	-	X	-
Middlesex	Woodbridge Police	-	X	X	-	X	-	-	-	-
Monmouth	Long Branch Police	-	-	-	-	-	-	-	-	-
Morris	Parsippany Police	-	X	X	-	-	-	-	X	-
Ocean	Brick Township Police	X	-	X	X	-	-	-	X	-
Ocean	Dover Township Police	-	-	-	-	-	-	-	-	-
Passaic	Passaic County Sheriff	-	-	-	-	-	-	-	X	-
Passaic	Clifton Police	-	-	-	-	-	-	-	X	-
Passaic	Passaic Police	-	X	X	-	-	-	-	X	-
Passaic	Wayne Police	-	X	X	X	-	-	-	X	X
Union	Union County Sheriff	-	X	-	X	-	-	-	-	-
Union	Elizabeth Police	-	-	-	-	-	-	-	X	-
Union	Linden Police	-	-	X	-	X	-	-	X	-
Union	Plainfield Police	X	X	-	X	-	-	-	X	-
Union	Union Police	-	-	-	-	-	-	-	X	-
<b>NEW MEXICO</b>										
Bernalillo	Bernalillo County Sheriff	X	X	-	-	-	X	-	-	X
Bernalillo	Albuquerque Police	X	X	X	X	X	-	-	-	X
Dona Ana	Las Cruces Police	X	X	X	-	-	-	-	-	X
Santa Fe	Santa Fe Police	X	-	-	X	-	-	-	-	-
<b>NEW YORK</b>										
Albany	Albany Police	-	-	-	-	-	-	-	-	-
Albany	Colonie Police	-	-	X	-	X	-	-	-	-
Broome	Binghamton Police	-	X	X	-	X	-	-	-	-
Dutchess	Dutchess County Sheriff	-	-	-	-	-	-	-	-	-
Erie	Erie County Sheriff	X	X	X	X	X	X	-	-	-
Erie	Amherst Police	-	X	X	-	-	-	-	-	-
Erie	Buffalo Police	-	-	-	-	-	-	-	-	-
Erie	Cheektowaga Police	-	-	X	-	X	X	-	-	-
Erie	Tonawanda Police	-	X	X	X	-	-	-	-	-
Monroe	Monroe County Sheriff	-	X	X	X	X	X	-	-	-
Monroe	Rochester Police	-	-	X	-	X	-	-	-	X
Nassau	Nassau County Police	X	X	X	X	X	X	-	X	-
Nassau	Hempstead Police	X	X	X	X	-	-	-	X	-
New York City	New York City Police	-	X	X	X	X	-	X	X	-
Niagara	Niagara County Sheriff	-	-	X	-	-	-	-	-	-
Niagara	Niagara Falls Police	-	X	-	-	-	-	-	-	-
Onondaga	Onondaga County Sheriff	X	X	-	-	-	-	-	-	X
Onondaga	Syracuse Police	X	X	X	-	X	-	-	X	-
Oswego	Oswego County Sheriff	-	-	-	-	-	-	-	-	-
Rensselaer	Troy Police	-	-	-	-	-	-	-	-	-
Rockland	Clarkstown Police	-	X	-	-	-	-	-	X	X
Rockland	Ramapo Police	-	-	-	-	-	-	-	X	-
Schenectady	Schenectady Police	-	-	-	-	-	-	-	-	-
Suffolk	Suffolk County Police	-	-	-	X	X	-	-	X	-
Westchester	Westchester County Police	-	X	X	X	X	-	-	X	X
Westchester	Greenburgh Police	X	-	X	X	-	-	-	X	-
Westchester	Mt. Vernon Police	-	X	X	-	X	-	-	X	-
Westchester	New Rochelle Police	-	-	X	X	-	-	-	X	-
Westchester	White Plains Police	-	-	-	X	-	-	-	X	-
Westchester	Yonkers Police	-	-	-	-	-	-	-	-	-

**Table 16a. - continued**

County	Name of agency	Video cameras			Night vision/electro-optic			Vehicle-related devices		
		In patrol cars	Surveillance Fixed-site	Mobile	Image intensifier	Infrared/thermal imager	Laser range finder	Electrical/engine disruption	Stolen vehicle tracking	Tire deflation spikes
<b>NORTH CAROLINA</b>										
Alamance	Burlington Police	-	-	-	-	-	-	-	-	-
Buncombe	Buncombe County Sheriff	X	X	-	X	-	X	-	-	-
Buncombe	Asheville Police	X	-	-	X	X	X	-	-	-
Cabarrus	Cabarrus County Sheriff	-	X	X	-	-	-	-	-	-
Cumberland	Cumberland County Sheriff	X	-	-	-	X	-	-	X	-
Cumberland	Fayetteville Police	X	-	-	X	X	X	-	-	-
Durham	Durham Police	-	-	-	-	-	-	-	-	-
Forsyth	Winston-Salem Police	-	-	X	-	X	-	-	-	-
Gaston	Gaston County Police	-	X	-	X	-	-	-	-	-
Gaston	Gastonia Police	X	-	X	-	X	X	-	-	-
Guilford	Guilford County Sheriff	X	X	X	-	X	-	-	-	-
Guilford	Greensboro Police	-	-	-	-	-	-	-	-	-
Guilford	High Point Police	-	-	-	-	-	-	-	-	-
Mecklenburg	Charlotte-Mecklenburg Police	X	X	-	X	X	-	-	-	-
Nash	Rocky Mount Police	-	X	X	X	X	-	-	-	-
New Hanover	Wilmington Police	-	-	-	-	-	-	-	-	-
Pitt	Greenville Police	X	X	X	-	X	-	-	-	-
Wake	Wake County Sheriff	X	X	X	X	-	-	-	-	-
Wake	Raleigh Police	X	X	X	X	X	X	-	-	-
<b>OHIO</b>										
Butler	Butler County Sheriff	X	-	-	X	X	-	-	-	X
Butler	Hamilton Police	-	X	X	X	X	X	-	-	X
Cuyahoga	Cleveland Police	X	-	X	-	-	-	-	-	-
Cuyahoga	Euclid Police	X	-	-	-	-	-	-	-	-
Franklin	Franklin County Sheriff	X	-	-	-	X	-	-	-	X
Franklin	Columbus Police	X	X	X	-	-	-	-	-	-
Hamilton	Hamilton County Sheriff	X	X	X	-	-	-	-	-	X
Hamilton	Cincinnati Police	-	X	-	-	-	-	-	-	X
Lorain	Lorain Police	-	X	X	X	-	X	-	-	-
Lucas	Toledo Police	-	-	-	-	-	-	-	-	-
Mahoning	Youngstown Police	-	-	-	-	-	-	-	-	-
Montgomery	Dayton Police	X	X	X	X	-	X	-	-	X
Stark	Canton Police	-	X	-	-	-	-	-	-	-
Summit	Akron Police	-	X	X	-	X	X	-	-	-
<b>OKLAHOMA</b>										
Cleveland	Norman Police	X	-	X	X	-	-	-	-	-
Comanche	Lawton Police	X	X	-	X	-	-	-	-	-
Oklahoma	Oklahoma County Sheriff	-	-	X	X	X	X	-	-	-
Oklahoma	Oklahoma City Police	-	X	-	-	X	X	-	-	-
Tulsa	Tulsa County Sheriff	X	-	-	-	-	-	-	-	X
Tulsa	Tulsa Police	X	-	-	-	X	-	-	-	-
<b>OREGON</b>										
Clackamas	Clackamas County Sheriff	-	-	-	-	-	-	-	-	-
Lane	Lane County Sheriff	-	-	-	X	X	-	-	-	X
Lane	Eugene Police	X	-	-	-	-	-	-	-	X
Linn	Linn County Sheriff	X	-	-	-	-	-	-	-	X
Marion	Salem Police	-	-	X	-	-	-	-	-	X
Multnomah	Portland Police	-	X	X	X	-	X	-	-	X
Washington	Washington County Sheriff	-	X	-	X	-	-	-	X	X
<b>PENNSYLVANIA</b>										
Allegheny	Allegheny County Police	-	X	-	X	-	-	-	-	-
Allegheny	Pittsburgh Police	-	-	-	-	-	-	-	-	-
Berks	Reading Police	-	-	X	-	-	-	-	-	-
Dauphin	Harrisburg Police	-	X	-	-	X	-	-	-	-
Delaware	Upper Darby Township Police	-	-	-	-	-	-	-	X	X
Erie	Erie Police	-	X	X	X	X	-	-	-	-
Lancaster	Lancaster Police	-	-	-	X	-	-	-	-	-
Lehigh	Allentown Police	-	X	-	X	-	-	-	-	X
Montgomery	Lower Merion Township Police	X	-	X	-	-	-	-	X	X
Northampton	Bethlehem Police	X	-	-	-	-	-	-	-	-
Philadelphia	Philadelphia Police	-	X	-	-	X	-	-	X	-
<b>RHODE ISLAND</b>										
Kent	Warwick Police	-	X	X	-	-	-	-	X	-
Providence	Cranston Police	-	-	-	-	-	-	-	X	-
Providence	Pawtucket Police	X	X	X	X	-	-	-	-	-
Providence	Providence Police	-	-	-	-	-	-	-	-	-
Providence	Woonsocket Police	-	-	-	-	-	-	-	X	X

**Table 16a. - continued**

County	Name of agency	Video cameras			Night vision/electro-optic			Vehicle-related devices		
		In patrol cars	Surveillance		Image intensifier	Infrared/thermal imager	Laser range finder	Electrical/engine disruption	Stolen vehicle tracking	Tire deflation spikes
			Fixed-site	Mobile						
<b>SOUTH CAROLINA</b>										
Anderson	Anderson County Sheriff	X	X	X	-	-	-	-	-	X
Beaufort	Beaufort County Sheriff	X	X	X	-	X	-	-	-	-
Charleston	Charleston County Sheriff	X	X	X	-	X	-	-	-	X
Charleston	Charleston Police	-	-	-	X	X	-	-	-	X
Greenville	Greenville County Sheriff	X	-	-	-	-	-	-	-	-
Greenville	Greenville Police	X	X	X	X	-	-	-	-	-
Horry	Horry County Police	X	X	-	-	-	-	-	-	-
Horry	Myrtle Beach Police	X	X	X	-	X	X	-	-	-
Richland	Richland County Sheriff	-	-	-	-	-	-	-	-	-
Richland	Columbia Police	X	X	X	-	-	-	-	-	-
Spartanburg	Spartanburg County Sheriff	X	-	X	-	X	-	-	-	-
Spartanburg	Spartanburg Police	X	X	X	-	-	-	-	-	-
<b>SOUTH DAKOTA</b>										
Minnehaha	Sioux Falls Police	X	X	X	X	-	-	-	-	-
<b>TENNESSEE</b>										
Davidson	Nashville Metropolitan Police	X	X	X	-	X	-	-	-	-
Hamilton	Hamilton County Sheriff	X	X	X	X	X	-	-	-	-
Hamilton	Chattanooga Police	-	-	-	-	-	-	-	-	-
Knox	Knox County Sheriff	X	-	X	X	X	X	-	-	-
Knox	Knoxville Police	-	-	-	-	-	-	-	-	-
Madison	Jackson Police	-	-	-	-	-	-	-	-	-
Montgomery	Clarksville Police	-	-	-	-	-	-	-	-	-
Rutherford	Murfreesboro Police	X	-	-	-	-	-	-	-	-
Shelby	Memphis Police	X	X	X	X	X	-	-	-	-
Sullivan	Sullivan County Sheriff	X	X	X	-	X	-	-	-	X
Washington	Johnson City Police	X	X	-	-	X	-	-	-	-
<b>TEXAS</b>										
Bell	Killeen Police	X	-	X	-	-	-	-	-	-
Bell	Temple Police	-	X	-	X	X	-	-	-	-
Bexar	Bexar County Sheriff	-	-	-	-	-	-	-	-	-
Bexar	San Antonio Police	X	X	X	-	X	-	-	-	-
Cameron	Brownsville Police	-	X	X	-	-	-	-	-	-
Cameron	Harlingen Police	X	-	-	-	-	-	-	-	-
Collin	Plano Police	X	-	X	-	X	X	-	X	X
Dallas	Carrollton Police	-	X	-	-	-	-	-	X	-
Dallas	Dallas Police	-	-	-	-	-	-	-	-	-
Dallas	Garland Police	X	X	X	-	-	-	-	X	X
Dallas	Grand Prairie Police	X	X	X	-	-	-	-	X	-
Dallas	Irving Police	X	-	-	-	-	-	-	X	-
Dallas	Mesquite Police	-	-	-	X	X	X	-	X	-
Dallas	Richardson Police	X	-	X	-	X	X	-	X	-
Denton	Denton Police	X	X	X	-	-	-	-	X	-
Ector	Odessa Police	X	X	-	-	-	-	-	-	-
El Paso	El Paso Police	X	-	-	-	-	-	-	-	X
Fort Bend	Fort Bend County Sheriff	X	X	X	X	-	-	-	-	-
Gregg	Longview Police	-	-	-	-	-	-	-	-	-
Harris	Harris County Sheriff	-	-	-	-	-	-	-	-	-
Harris	Baytown Police	X	X	-	X	X	-	-	-	X
Harris	Houston Police	X	X	X	-	X	X	X	-	X
Harris	Pasadena Police	-	X	X	X	-	X	-	X	X
Hidalgo	Hidalgo County Sheriff	-	-	-	-	-	-	-	-	-
Hidalgo	McAllen Police	X	-	X	X	-	-	-	X	-
Jefferson	Beaumont Police	X	-	X	X	X	-	-	-	-
Jefferson	Port Arthur Police	X	X	X	X	-	-	-	-	-
Lubbock	Lubbock Police	X	-	-	X	-	-	-	-	X
McLennan	Waco Police	X	-	-	-	-	-	-	-	-
Midland	Midland Police	-	-	-	-	-	-	-	-	-
Nueces	Corpus Christi Police	X	-	X	-	X	-	-	-	X
Potter	Amarillo Police	X	X	-	X	-	-	X	-	X
Smith	Tyler Police	X	X	X	-	-	-	-	-	X
Tarrant	Tarrant County Sheriff	X	-	-	-	-	-	-	X	X
Tarrant	Arlington Police	-	-	-	-	-	-	-	-	-
Tarrant	Fort Worth Police	X	X	X	X	X	X	-	X	X
Taylor	Abilene Police	-	X	X	-	X	-	-	-	-
Tom Green	San Angelo Police	X	-	-	-	-	-	-	-	X
Travis	Travis County Sheriff	-	-	-	-	-	-	-	-	-
Travis	Austin Police	-	X	X	X	-	X	X	-	X
Webb	Laredo Police	X	X	-	-	-	-	-	-	-
Wichita	Wichita Falls Police	-	X	X	-	-	-	-	-	-
Williamson	Williamson County Sheriff	X	-	X	-	-	-	-	-	-

**Table 16a. - continued**

County	Name of agency	Video cameras			Night vision/electro-optic			Vehicle-related devices		
		In patrol cars	Fixed-site	Mobile	Image intensifier	Infrared/thermal imager	Laser range finder	Electrical/engine disruption	Stolen vehicle tracking	Tire deflation spikes
<b>UTAH</b>										
Salt Lake	Salt Lake City Police	-	X	X	X	X	X	-	-	-
Salt Lake	West Valley City Police	X	-	-	-	X	-	-	-	-
Weber	Ogden Police	-	-	-	X	-	-	-	-	-
<b>VIRGINIA</b>										
Alexandria(city)	Alexandria Police	-	-	-	-	-	-	-	-	-
Arlington	Arlington County Police	X	-	X	X	X	-	-	X	X
Chesapeake(city)	Chesapeake Police	X	-	-	-	-	-	-	X	-
Chesterfield	Chesterfield County Police	X	X	X	X	X	-	X	X	X
Danville(city)	Danville Police	X	X	X	X	X	-	-	-	X
Fairfax	Fairfax County Police	-	X	-	X	X	X	-	X	X
Hampton(city)	Hampton Police	X	X	X	-	-	-	-	X	-
Hanover	Hanover County Sheriff	-	X	X	X	-	-	-	X	X
Henrico	Henrico County Police	X	X	X	X	X	-	-	X	X
Loudoun	Loudoun County Sheriff	X	-	X	X	-	-	-	X	X
Lynchburg(city)	Lynchburg Police	-	-	-	-	X	-	-	-	-
Newport News(city)	Newport News Police	-	-	X	X	-	-	-	X	-
Norfolk(city)	Norfolk Police	X	-	X	-	-	-	-	X	-
Petersburg(city)	Petersburg Police	-	-	-	-	-	-	-	X	-
Portsmouth(city)	Portsmouth Police	-	-	-	-	-	-	-	-	-
Prince William	Prince William County Police	X	X	X	-	X	-	-	X	X
Richmond(city)	Richmond Police	-	-	-	-	-	-	-	-	-
Roanoke(city)	Roanoke Police	-	X	X	X	-	-	-	-	-
Suffolk(city)	Suffolk Police	-	-	X	-	-	-	-	X	-
Virginia Beach(city)	Virginia Beach Police	-	X	X	-	-	-	-	X	X
<b>WASHINGTON</b>										
Clark	Clark County Sheriff	-	X	-	X	-	-	-	-	X
Clark	Vancouver Police	-	X	-	-	X	-	-	-	-
King	King County Sheriff	X	X	X	X	X	X	-	-	-
King	Bellevue Police	-	-	X	-	-	-	-	-	X
King	Kent Police	X	-	X	X	-	-	-	-	X
King	Seattle Police	-	X	X	-	X	-	-	-	-
Pierce	Pierce County Sheriff	-	X	-	X	-	-	-	-	-
Pierce	Tacoma Police	-	X	-	-	-	-	-	-	-
Snohomish	Snohomish County Sheriff	X	-	X	-	-	-	-	-	X
Snohomish	Everett Police	-	-	-	-	-	-	-	-	-
Spokane	Spokane County Sheriff	-	-	-	-	-	-	-	-	X
Spokane	Spokane Police	-	X	X	X	X	X	-	-	X
Thurston	Thurston County Sheriff	-	X	-	-	X	X	-	-	X
Yakima	Yakima Police	X	X	X	-	X	X	-	-	X
<b>WEST VIRGINIA</b>										
Cabell	Huntington Police	X	-	-	-	-	-	-	-	-
Kanawha	Charleston Police	X	-	-	-	-	-	-	-	-
<b>WISCONSIN</b>										
Brown	Brown County Sheriff	X	X	-	-	X	-	-	-	X
Brown	Green Bay Police	X	-	-	-	X	-	-	-	-
Dane	Dane County Sheriff	X	X	-	X	-	-	-	-	X
Dane	Madison Police	-	-	-	-	-	-	-	-	-
Kenosha	Kenosha Police	-	X	X	X	X	-	-	-	-
Milwaukee	Milwaukee County Sheriff	X	X	X	X	-	X	-	-	-
Milwaukee	Milwaukee Police	-	X	X	X	-	-	X	-	-
Milwaukee	West Allis Police	-	X	-	X	-	-	-	-	X
Outgamie	Appleton Police	-	-	-	-	-	-	-	-	-
Racine	Racine Police	-	X	X	-	X	-	-	-	-
Waukesha	Waukesha County Sheriff	X	-	X	-	X	-	-	-	X

Note: Codes for table are as follows:

"X"=Agency uses that type of equipment.  
 "-"=Agency does not use that type of equipment.

**Table 17a. In-field use of computers by local law enforcement agencies, 1997**

County	Name of agency	Types of mobile computers or terminals used				Primary field report transmission method		Types of information to which in-field officers have direct computer access:			
		Digital computer	Digital terminal	Hand-held digital terminal	Laptop	Criminal incidents	Traffic incidents	Calls for service	Criminal histories	Driving records	Vehicle records
<b>ALABAMA</b>											
Etowah	Gadsden Police	-	-	-	-	PR	PR	-	-	-	-
Houston	Dothan Police	-	-	-	-	PR	PR	-	-	-	-
Jefferson	Jefferson County Sheriff	-	-	-	-	PR	PR	-	-	-	-
Jefferson	Bessemer Police	-	-	-	-	PR	PR	-	-	-	-
Jefferson	Birmingham Police	-	-	-	-	PR	PR	-	-	-	-
Jefferson	Hoover Police	-	-	-	X	PR	PR	-	-	-	-
Madison	Huntsville Police	-	-	-	X	PR	PR	-	-	-	-
Mobile	Mobile County Sheriff	X	X	-	X	PR	WT	-	-	X	X
Mobile	Mobile Police	X	X	X	X	WT	WT	-	-	-	X
Montgomery	Montgomery County Sheriff	-	-	-	X	CM	PR	-	-	-	-
Montgomery	Montgomery Police	-	X	-	-	PR	PR	X	-	-	X
Morgan	Decatur Police	-	-	-	X	PR	PR	-	-	-	-
Tuscaloosa	Tuscaloosa Police	-	-	-	X	PR	PR	-	-	-	-
<b>ALASKA</b>											
Anchorage	Anchorage Police	-	-	-	-	PR	PR	-	-	-	-
<b>ARIZONA</b>											
Maricopa	Maricopa County Sheriff	-	-	-	X	PR	PR	-	-	-	-
Maricopa	Chandler Police	-	X	-	X	DD	PR	-	-	X	X
Maricopa	Glendale Police	-	X	-	X	PR	PR	X	X	X	X
Maricopa	Mesa Police	-	X	X	X	PR	PR	X	X	X	X
Maricopa	Phoenix Police	-	X	-	X	TL	PR	-	X	X	X
Maricopa	Scottsdale Police	X	X	X	X	PR	PR	-	X	X	X
Maricopa	Tempe Police	-	X	-	X	DD	DD	-	X	X	X
Pima	Pima County Sheriff	-	-	-	X	WT	PR	-	-	-	-
Pima	Tucson Police	-	X	X	-	PR	PR	X	-	X	X
Pinal	Pinal County Sheriff	-	-	-	-	PR	PR	-	-	-	-
Yuma	Yuma Police	-	-	-	-	PR	PR	-	-	-	-
<b>ARKANSAS</b>											
Jefferson	Pine Bluff Police	-	-	-	X	PR	PR	-	-	-	-
Pulaski	Pulaski County Sheriff	-	-	-	-	PR	PR	-	-	-	-
Pulaski	Little Rock Police	-	X	-	-	PR	PR	-	X	X	X
Pulaski	North Little Rock Police	-	X	-	X	PR	PR	X	X	X	X
Sebastian	Fort Smith Police	-	-	X	X	PR	PR	-	-	-	-
<b>CALIFORNIA</b>											
Alameda	Alameda County Sheriff	-	-	-	X	PR	PR	X	X	X	X
Alameda	Alameda Police	-	X	-	X	PR	PR	-	-	X	X
Alameda	Berkeley Police	X	-	-	-	PR	PR	X	X	X	X
Alameda	Fremont Police	X	-	-	X	CM	CM	X	X	X	X
Alameda	Hayward Police	-	X	-	X	PR	PR	X	X	X	X
Alameda	Oakland Police	-	X	-	X	PR	PR	-	X	X	X
Contra Costa	Contra Costa County Sheriff	-	X	-	-	PR	PR	X	X	X	X
Contra Costa	Concord Police	-	X	-	-	PR	PR	X	X	X	X
Contra Costa	Richmond Police	-	X	X	X	PR	PR	X	X	X	X
El Dorado	El Dorado County Sheriff	-	-	-	X	DD	DD	X	X	-	-
Fresno	Fresno County Sheriff	X	X	-	-	PR	PR	-	X	X	X
Fresno	Fresno Police	-	X	-	X	PR	PR	X	-	X	X
Kern	Kern County Sheriff	-	-	-	-	PR	PR	-	-	-	-
Kern	Bakersfield Police	X	-	-	-	PR	PR	X	-	X	X
Los Angeles	Los Angeles County Sheriff	-	X	-	-	PR	PR	X	X	X	X
Los Angeles	Beverly Hills Police	-	X	-	-	PR	PR	X	-	X	X
Los Angeles	Burbank Police	X	-	-	X	PR	PR	X	X	X	X
Los Angeles	Compton Police	-	-	-	-	PR	PR	-	-	-	-
Los Angeles	Culver City Police	-	-	-	-	PR	PR	-	-	-	-
Los Angeles	Downey Police	-	-	-	-	PR	PR	-	-	-	-
Los Angeles	El Monte Police	-	-	-	X	PR	PR	-	-	-	-
Los Angeles	Glendale Police	-	X	X	X	CM	PR	X	-	X	X
Los Angeles	Inglewood Police	-	X	-	X	PR	PR	-	-	X	X
Los Angeles	Long Beach Police	-	X	X	X	PR	PR	X	-	X	X
Los Angeles	Los Angeles Police	-	X	-	X	PR	PR	-	X	X	X
Los Angeles	Pasadena Police	-	X	-	-	PR	PR	X	X	X	X
Los Angeles	Pomona Police	-	X	-	X	PR	PR	-	-	X	X
Los Angeles	Santa Monica Police	-	X	-	-	PR	PR	-	X	X	X
Los Angeles	Torrance Police	X	-	-	X	PR	PR	-	-	-	-
Los Angeles	West Covina Police	X	X	-	X	PR	PR	X	X	X	X
Los Angeles	Whittier Police	X	-	-	X	PR	WT	X	X	X	X
Marin	Marin County Sheriff	-	-	-	X	WT	WT	-	-	-	-
Monterey	Monterey County Sheriff	-	-	-	X	PR	---	-	-	-	-
Monterey	Salinas Police	-	-	-	X	PR	PR	-	-	-	-
Orange	Orange County Sheriff-Coroner	-	-	-	-	PR	PR	-	-	-	-
Orange	Anaheim Police	X	X	-	X	PR	PR	-	-	X	X
Orange	Costa Mesa Police	-	X	-	-	PR	PR	X	-	X	X
Orange	Fullerton Police	-	-	-	X	PR	PR	-	-	-	-
Orange	Garden Grove Police	-	X	-	X	PR	TL	X	-	X	X
Orange	Huntington Beach Police	-	X	-	-	PR	PR	X	-	X	X

Table 17a. - continued

County	Name of agency	Types of mobile computers or terminals used				Primary field report transmission method		Types of information to which in-field officers have direct computer access:			
		Digital computer	Digital terminal	Hand-held digital terminal	Laptop	Criminal incidents	Traffic incidents	Calls for service	Criminal histories	Driving records	Vehicle records
<b>CALIFORNIA (cont.)</b>											
Orange	Irvine Police	-	X	-	X	PR	PR	X	X	X	X
Orange	Newport Beach Police	X	X	X	X	PR	PR	-	-	X	X
Orange	Orange Police	-	-	-	X	PR	PR	-	-	X	X
Orange	Santa Ana Police	-	X	X	X	PR	PR	X	-	X	X
Placer	Placer County Sheriff	X	-	-	X	PR	PR	X	X	X	X
Riverside	Riverside County Sheriff	X	X	X	-	PR	PR	X	X	X	X
Riverside	Corona Police	X	-	-	X	PR	PR	X	X	X	X
Riverside	Riverside Police	-	X	X	X	PR	PR	-	X	X	X
Sacramento	Sacramento County Sheriff	X	X	-	X	PR	PR	X	-	X	X
Sacramento	Sacramento Police	-	X	-	-	PR	PR	X	X	X	X
San Bernardino	San Bernardino County Sheriff	-	X	-	X	PR	PR	-	X	X	X
San Bernardino	Fontana Police	-	X	-	-	PR	PR	X	-	X	X
San Bernardino	Ontario Police	-	X	-	X	PR	PR	X	-	X	X
San Bernardino	Rialto Police	-	X	-	X	PR	PR	X	X	X	X
San Bernardino	San Bernardino Police	-	X	-	-	PR	DD	-	X	X	X
San Diego	San Diego County Sheriff	-	-	-	X	PR	CM	-	X	X	X
San Diego	Chula Vista Police	-	-	-	-	PR	PR	-	-	-	-
San Diego	El Cajon Police	-	-	-	X	PR	PR	-	-	-	-
San Diego	Escondido Police	X	-	-	X	PR	PR	X	-	X	X
San Diego	Oceanside Police	-	X	-	-	PR	PR	X	-	X	X
San Diego	San Diego Police	-	X	-	X	PR	PR	X	-	X	X
San Francisco	San Francisco Police	-	X	-	X	PR	PR	X	X	X	X
San Joaquin	San Joaquin County Sheriff	-	-	-	-	WT	---	-	-	-	-
San Joaquin	Stockton Police	X	-	-	-	PR	PR	-	X	X	X
San Luis Obispo	San Luis Obispo County Sheriff	-	-	-	-	PR	PR	-	-	-	-
San Mateo	San Mateo County Sheriff	-	-	-	X	PR	PR	X	X	X	X
San Mateo	Daly City Police	-	X	-	X	PR	PR	-	-	X	X
San Mateo	San Mateo Police	X	-	-	X	PR	PR	X	-	X	X
Santa Barbara	Santa Barbara County Sheriff	-	-	-	X	PR	PR	-	-	-	-
Santa Barbara	Santa Barbara Police	X	X	-	-	CM	CM	-	-	X	X
Santa Clara	Santa Clara County Sheriff	-	-	-	X	---	---	-	-	-	-
Santa Clara	San Jose Police	X	X	-	X	PR	PR	X	-	X	X
Santa Clara	Santa Clara Police	-	X	X	X	PR	PR	X	-	X	X
Santa Clara	Sunnyvale Police	-	X	-	X	PR	PR	X	-	X	X
Santa Cruz	Santa Cruz County Sheriff	-	-	-	X	PR	PR	-	-	-	-
Shasta	Shasta County Sheriff	-	-	-	X	PR	PR	X	X	X	X
Solano	Vallejo Police	X	-	-	X	PR	PR	-	X	X	X
Sonoma	Sonoma County Sheriff-Coroner	-	-	-	-	PR	PR	-	-	-	-
Sonoma	Santa Rosa Police	-	-	-	X	PR	PR	-	-	-	-
Stanislaus	Stanislaus County Sheriff	-	X	X	X	DD	DD	X	-	X	X
Stanislaus	Modesto Police	-	X	-	X	PR	PR	-	-	X	X
Tulare	Tulare County Sheriff	-	-	-	X	PR	PR	-	-	-	-
Ventura	Ventura County Sheriff	-	-	-	X	PR	PR	-	-	-	-
Ventura	Simi Valley Police	-	-	-	X	PR	PR	-	-	X	X
Ventura	Ventura Police	-	-	-	-	PR	PR	-	-	-	-
<b>COLORADO</b>											
Adams	Adams County Sheriff	-	-	-	X	PR	PR	-	-	-	-
Adams	Westminster Police	-	X	-	X	CM	CM	-	-	-	-
Arapahoe	Aurora Police	-	X	-	-	PR	PR	-	X	X	X
Boulder	Boulder County Sheriff	-	-	-	X	DD	---	-	-	-	-
Boulder	Boulder Police	X	-	-	X	PR	PR	-	X	X	X
Denver	Denver Police	X	X	-	X	PR	PR	-	X	-	X
Douglas	Douglas County Sheriff	-	-	-	X	PR	PR	-	-	-	-
El Paso	El Paso County Sheriff	-	-	-	X	PR	PR	-	-	-	-
El Paso	Colorado Springs Police	X	-	X	X	PR	PR	-	-	X	X
Jefferson	Jefferson County Sheriff	-	-	-	-	PR	PR	-	-	-	-
Jefferson	Arvada Police	-	-	-	-	TL	TL	-	-	-	-
Jefferson	Lakewood Police	-	X	-	-	WT	PR	-	X	X	X
Larimer	Larimer County Sheriff	-	-	-	X	PR	PR	-	-	-	-
Larimer	Fort Collins Police	X	X	-	X	PR	PR	X	X	X	X
Pueblo	Pueblo Police	-	-	-	X	DD	PR	-	X	X	X
<b>CONNECTICUT</b>											
Fairfield	Bridgeport Police	-	-	X	X	PR	PR	-	-	-	-
Fairfield	Danbury Police	-	-	-	X	PR	PR	-	-	-	-
Fairfield	Greenwich Police	-	-	-	-	PR	PR	-	-	-	-
Fairfield	Norwalk Police	-	-	-	X	PR	PR	X	-	-	X
Fairfield	Stamford Police	-	-	-	X	TL	TL	X	-	-	-
Hartford	Bristol Police	-	-	-	X	PR	PR	X	-	-	X
Hartford	East Hartford Police	-	-	-	-	PR	PR	-	-	-	-
Hartford	Hartford Police	-	-	-	X	PR	PR	-	-	-	-
Hartford	Manchester Police	-	-	-	-	PR	PR	-	-	-	-
Hartford	New Britain Police	-	X	-	-	PR	PR	X	X	-	X
New Haven	Meriden Police	-	-	-	-	PR	PR	-	-	-	-
New Haven	Milford Police	-	-	-	X	PR	PR	-	-	-	-
New Haven	New Haven Police	X	-	-	X	PR	PR	-	X	-	X
New Haven	Waterbury Police	-	-	-	X	PR	PR	-	-	-	-
New Haven	West Haven Police	-	-	-	-	PR	PR	-	-	-	-

Table 17a. - continued

County	Name of agency	Types of mobile computers or terminals used				Primary field report transmission method		Types of information to which in-field officers have direct computer access:			
		Digital computer	Digital terminal	Hand-held digital terminal	Laptop	Criminal incidents	Traffic incidents	Calls for service	Criminal histories	Driving records	Vehicle records
<b>DELAWARE</b>											
New Castle	New Castle County Police	-	X	-	X	PR	PR	-	X	X	X
New Castle	Wilmington Police	-	-	-	-	PR	PR	-	-	-	-
<b>DISTRICT OF COLUMBIA</b>											
Washington, DC	Washington Metropolitan Police	-	X	-	-	PR	PR	X	X	X	X
<b>FLORIDA</b>											
Alachua	Alachua County Sheriff	-	-	-	X	PR	PR	-	-	-	-
Alachua	Gainesville Police	-	-	X	X	PR	PR	-	-	-	-
Bay	Bay County Sheriff	-	-	-	X	DD	---	-	-	-	-
Brevard	Brevard County Sheriff	-	-	-	X	DD	DD	-	-	-	-
Brevard	Melbourne Police	-	-	-	-	PR	PR	-	-	-	-
Brevard	Palm Bay Police	-	-	-	X	PR	PR	-	-	-	-
Broward	Broward County Sheriff	-	-	-	X	PR	PR	-	-	-	-
Broward	Coral Springs Police	X	-	-	X	PR	PR	X	-	X	X
Broward	Davie Police	-	-	-	-	PR	PR	-	-	-	-
Broward	Fort Lauderdale Police	X	X	-	X	PR	PR	X	-	X	X
Broward	Hollywood Police	-	X	-	-	PR	PR	X	-	X	X
Broward	Margate Police	-	-	-	X	PR	PR	-	-	X	X
Broward	Miramar Police	-	-	-	X	PR	PR	-	-	-	-
Broward	Pembroke Pines Police	-	-	-	X	PR	PR	-	-	-	-
Broward	Plantation Police	-	-	-	-	PR	PR	-	-	-	-
Broward	Pompano Beach Police	-	-	-	-	PR	PR	-	-	-	-
Broward	Sunrise Police	-	-	-	X	PR	PR	-	-	-	-
Charlotte	Charlotte County Sheriff	-	X	-	X	PR	PR	-	-	-	-
Citrus	Citrus County Sheriff	-	-	-	-	TL	PR	-	-	-	-
Clay	Clay County Sheriff	-	-	-	X	PR	PR	-	-	-	-
Collier	Collier County Sheriff	-	-	-	X	PR	PR	X	-	-	X
Dade	Metro-Dade Police	-	-	-	X	PR	PR	X	X	X	X
Dade	Coral Gables Police	-	-	-	-	PR	PR	-	-	-	-
Dade	Hiialeah Police	-	-	-	X	PR	PR	-	X	X	X
Dade	Miami Police	X	X	-	X	PR	PR	X	-	X	X
Dade	Miami Beach Police	X	X	-	X	PR	PR	-	X	X	X
Duval	Jacksonville Sheriff	-	X	-	X	PR	PR	X	-	-	X
Escambia	Escambia County Sheriff	-	-	-	X	TL	---	X	-	X	X
Escambia	Pensacola Police	-	-	-	X	PR	PR	-	-	-	-
Hernando	Hernando County Sheriff	-	-	-	X	PR	PR	-	-	-	-
Hillsborough	Hillsborough County Sheriff	-	X	-	X	PR	PR	X	X	-	X
Hillsborough	Tampa Police	-	X	-	X	PR	PR	X	X	X	X
Indian River	Indian River County Sheriff	-	-	-	X	TL	PR	X	X	X	X
Lake	Lake County Sheriff	-	-	-	X	PR	PR	-	-	-	-
Lee	Lee County Sheriff	-	-	-	X	PR	PR	X	-	X	X
Lee	Cape Coral Police	-	X	-	X	CM	PR	-	-	-	-
Lee	Fort Myers Police	-	X	X	X	PR	PR	-	-	-	X
Leon	Leon County Sheriff	-	-	-	-	PR	PR	-	-	-	-
Leon	Tallahassee Police	-	-	X	-	PR	PR	-	X	-	X
Manatee	Manatee County Sheriff	X	X	-	X	PR	PR	X	-	X	X
Marion	Marion County Sheriff	-	-	-	X	TL	---	-	-	-	-
Marion	Ocala Police	-	-	-	X	PR	PR	-	-	-	-
Martin	Martin County Sheriff	-	-	-	X	PR	PR	-	-	-	-
Monroe	Monroe County Sheriff	X	-	-	-	PR	PR	-	-	-	-
Okaloosa	Okaloosa County Sheriff	-	-	-	-	PR	PR	-	-	-	-
Orange	Orange County Sheriff	X	X	X	X	PR	PR	-	X	X	X
Orange	Orlando Police	-	-	-	X	TL	PR	-	-	-	-
Osceola	Osceola County Sheriff	-	-	-	X	PR	PR	-	-	-	-
Palm Beach	Palm Beach County Sheriff	-	X	-	X	TL	PR	X	X	X	X
Palm Beach	Boca Raton Police	-	-	-	X	CM	PR	-	-	-	-
Palm Beach	Boynton Beach Police	-	X	-	X	PR	PR	-	X	X	X
Palm Beach	Delray Beach Police	-	-	-	X	PR	PR	-	-	-	-
Palm Beach	West Palm Beach Police	X	X	X	X	PR	PR	X	-	-	X
Pasco	Pasco County Sheriff	-	-	-	-	PR	PR	-	-	-	-
Pinellas	Pinellas County Sheriff	-	X	-	-	TL	PR	-	-	X	X
Pinellas	Clearwater Police	X	-	-	X	DD	DD	-	-	-	-
Pinellas	Largo Police	-	-	-	-	PR	PR	-	-	-	-
Pinellas	St. Petersburg Police	-	-	-	X	DD	PR	-	-	-	X
Polk	Polk County Sheriff	-	-	-	X	PR	PR	-	-	-	-
Polk	Lakeland Police	X	-	-	X	DD	PR	-	X	X	X
St. John	St. John County Sheriff	-	-	-	-	PR	PR	-	-	-	-
St. Lucie	St. Lucie County Sheriff	-	-	-	X	PR	PR	-	-	-	-
St. Lucie	Fort Pierce Police	-	-	-	X	DD	PR	-	-	-	-
St. Lucie	Port St. Lucie Police	-	X	-	-	PR	PR	-	X	X	X
Santa Rosa	Santa Rosa County Sheriff	-	-	-	X	PR	PR	-	-	-	-
Sarasota	Sarasota County Sheriff	X	X	-	X	PR	PR	X	-	X	X
Sarasota	Sarasota Police	-	-	-	-	PR	PR	-	-	-	-
Seminole	Seminole County Sheriff	X	-	-	X	PR	PR	-	X	X	X
Volusia	Volusia County Sheriff	X	-	-	X	PR	PR	X	-	X	X
Volusia	Daytona Beach Police	X	-	-	X	PR	PR	-	-	-	-



Table 17a. - continued

County	Name of agency	Types of mobile computers or terminals used				Primary field report transmission method		Types of information to which in-field officers have direct computer access:			
		Digital computer	Digital terminal	Hand-held digital terminal	Laptop	Criminal incidents	Traffic incidents	Calls for service	Criminal histories	Driving records	Vehicle records
<b>GEORGIA</b>											
Bibb	Bibb County Sheriff	-	X	-	-	PR	PR	X	X	X	X
Bibb	Macon Police	-	X	X	-	PR	PR	X	-	-	X
Chatham	Chatham County Police	-	-	-	-	PR	PR	-	-	-	-
Chatham	Savannah Police	-	-	-	-	PR	PR	-	-	-	-
Cherokee	Cherokee County Sheriff	-	-	-	X	PR	PR	-	-	-	-
Clarke	Athens-Clarke County Police	-	-	-	-	PR	PR	-	-	-	-
Clayton	Clayton County Police	-	-	-	-	PR	PR	-	-	-	-
Cobb	Cobb County Police	-	-	-	-	PR	PR	-	-	-	-
Cobb	Cobb County Sheriff	-	-	-	X	PR	PR	-	-	-	-
Cobb	Marietta Police	-	-	-	X	CM	PR	-	-	-	-
Columbia	Columbia County Sheriff	-	-	-	X	PR	PR	-	-	-	-
De Kalb	De Kalb County Police	-	X	-	X	PR	PR	-	X	-	X
Dougherty	Albany Police	-	-	-	X	PR	PR	-	-	-	-
Douglas	Douglas County Sheriff	-	-	-	X	PR	PR	-	-	-	-
Fulton	Fulton County Police	-	-	-	X	PR	PR	X	-	-	X
Fulton	Atlanta Police	-	-	X	X	PR	PR	X	X	X	X
Fulton	East Point Police	-	X	-	-	PR	PR	-	-	-	X
Gwinnett	Gwinnett County Police	-	X	-	-	PR	PR	-	-	-	X
Hall	Hall County Sheriff	-	-	-	X	PR	PR	-	-	-	-
Muscogee	Columbus Police	-	-	-	X	PR	PR	-	-	X	X
Richmond	Augusta-Richmond Co. Sheriff	-	-	-	-	PR	PR	-	-	-	-
<b>HAWAII</b>											
Hawaii	Hawaii County Police	-	-	-	X	PR	PR	-	-	-	-
Honolulu	Honolulu Police	-	-	-	X	PR	PR	-	-	-	-
Kauai	Kauai County Police	-	-	-	X	PR	PR	-	-	-	-
Maui	Maui County Police	-	-	-	X	PR	PR	X	X	X	X
<b>IDAHO</b>											
Ada	Ada County Sheriff	X	-	-	X	PR	PR	X	X	X	X
Ada	Boise Police	X	-	-	X	PR	PR	X	X	X	X
<b>ILLINOIS</b>											
Champaign	Champaign Police	-	X	-	X	PR	PR	-	X	X	X
Cook	Cook County Sheriff	-	X	-	-	PR	PR	-	X	X	X
Cook	Arlington Heights Police	-	X	-	X	PR	PR	X	X	X	X
Cook	Chicago Police	X	X	X	X	PR	PR	-	-	X	X
Cook	Cicero Police	-	-	-	-	PR	PR	-	-	-	-
Cook	Evanston Police	-	X	-	-	PR	PR	-	X	X	X
Cook	Oak Lawn Police	-	X	-	-	PR	PR	-	X	X	X
Cook	Oak Park Police	-	X	-	X	PR	PR	-	X	X	X
Cook	Schaumburg Police	-	X	-	-	PR	PR	X	X	X	X
Cook	Skokie Police	X	X	-	X	PR	PR	-	X	X	X
Du Page	Naperville Police	-	X	X	X	PR	PR	X	X	X	X
Kane	Aurora Police	-	X	-	-	PR	PR	X	X	X	X
Kane	Elgin Police	X	X	-	X	PR	PR	-	-	X	X
Lake	Lake County Sheriff	-	X	-	X	PR	PR	X	X	X	X
Lake	Waukegan Police	-	X	X	X	PR	PR	-	-	X	X
Macon	Decatur Police	X	-	-	X	PR	PR	X	X	X	X
Peoria	Peoria Police	-	X	-	-	PR	PR	-	X	X	X
Sangamon	Springfield Police	-	X	-	X	PR	PR	-	X	X	X
Will	Will County Sheriff	-	X	-	X	PR	PR	X	X	X	X
Will	Joliet Police	-	X	-	-	PR	PR	-	X	X	X
Winnebago	Winnebago County Sheriff	-	X	-	-	PR	PR	X	X	X	X
Winnebago	Rockford Police	-	X	-	-	PR	PR	X	X	X	X
<b>INDIANA</b>											
Allen	Fort Wayne Police	-	-	-	-	PR	PR	-	-	-	-
Delaware	Muncie Police	-	X	-	-	PR	PR	-	X	X	X
Elkhart	Elkhart Police	-	-	-	X	PR	PR	-	-	-	-
Howard	Kokomo Police	-	-	X	-	PR	PR	-	-	-	-
Lake	Lake County Sheriff	-	-	-	X	PR	PR	-	-	-	-
Lake	East Chicago Police	-	-	-	-	PR	PR	-	-	-	-
Lake	Gary Police	-	-	-	-	PR	PR	-	-	-	-
Lake	Hammond Police	-	X	-	-	PR	PR	X	X	X	X
Madison	Anderson Police	-	-	-	-	CM	PR	-	-	-	-
Marion	Marion County Sheriff	X	X	X	X	PR	PR	X	X	X	X
Marion	Indianapolis Police	-	X	-	X	PR	PR	X	-	X	X
St. Joseph	South Bend Police	-	-	-	-	PR	PR	-	-	-	-
Vanderburgh	Vanderburgh County Sheriff	-	X	-	X	PR	WT	X	X	X	X
Vanderburgh	Evansville Police	-	X	-	-	PR	PR	-	-	X	X
Vigo	Terre Haute Police	-	-	-	X	PR	PR	-	-	-	-

Table 17a. - continued

County	Name of agency	Types of mobile computers or terminals used				Primary field report transmission method		Types of information to which in-field officers have direct computer access:			
		Digital computer	Digital terminal	Hand-held digital terminal	Laptop	Criminal incidents	Traffic incidents	Calls for service	Criminal histories	Driving records	Vehicle records
<b>IOWA</b>											
Black Hawk	Waterloo Police	-	-	-	X	PR	PR	-	X	X	X
Linn	Cedar Rapids Police	X	-	-	X	PR	PR	-	-	-	-
Polk	Des Moines Police	-	-	X	X	PR	PR	-	-	-	-
Scott	Davenport Police	-	X	-	-	PR	PR	-	-	X	X
Woodbury	Sioux City Police	-	-	-	X	PR	PR	X	X	X	X
<b>KANSAS</b>											
Douglas	Lawrence Police	-	-	-	-	PR	PR	-	-	-	-
Johnson	Johnson County Sheriff	-	-	-	X	PR	PR	-	-	-	-
Johnson	Olathe Police	-	-	-	X	PR	PR	-	-	-	-
Johnson	Overland Park Police	-	-	-	-	TL	PR	-	-	-	-
Sedgwick	Sedgwick County Sheriff	-	-	-	-	PR	PR	-	-	-	-
Sedgwick	Wichita Police	-	-	-	-	PR	PR	-	-	-	-
Shawnee	Shawnee County Sheriff	-	-	-	-	TL	PR	-	-	-	-
Shawnee	Topeka Police	-	-	-	-	TL	PR	-	-	-	-
Wyandotte	Kansas City Police	-	X	-	-	PR	PR	-	X	X	X
<b>KENTUCKY</b>											
Fayette	Lexington-Fayette County Police	-	-	-	X	PR	PR	-	-	-	-
Jefferson	Jefferson County Police	-	-	-	-	PR	PR	-	-	-	-
Jefferson	Jefferson County Sheriff	-	-	-	X	PR	---	-	X	X	X
Jefferson	Louisville Police	-	-	-	-	PR	PR	-	-	-	-
Kenton	Covington Police	-	-	-	-	PR	PR	-	-	-	-
<b>LOUISIANA</b>											
Ascension	Ascension Parish Sheriff	-	-	-	-	PR	PR	-	-	-	-
Bossier	Bossier Police	-	X	-	X	PR	PR	-	-	-	-
Caddo	Caddo Parish Sheriff	-	-	-	-	PR	PR	-	-	-	-
Caddo	Shreveport Police	X	-	-	X	PR	PR	X	-	X	X
Calcasieu	Calcasieu Parish Sheriff	-	X	-	X	PR	---	X	X	X	X
Calcasieu	Lake Charles Police	-	-	-	-	PR	PR	-	-	-	-
E. Baton Rouge	E. Baton Rouge Parish Sheriff	-	-	-	X	PR	PR	-	X	X	X
E. Baton Rouge	Baton Rouge Police	-	-	-	-	PR	PR	-	-	-	-
Jefferson	Kenner Police	-	X	-	X	PR	PR	X	X	X	X
Lafayette	Lafayette Parish Sheriff	-	X	X	X	PR	PR	X	X	X	X
Lafourche	Lafourche Parish Sheriff	-	-	-	-	PR	PR	-	-	-	-
Orleans	New Orleans Police	-	X	-	X	CM	PR	X	X	X	X
Ouachita	Ouachita Parish Sheriff	-	-	-	-	PR	PR	-	-	-	-
Ouachita	Monroe Police	-	-	-	X	PR	PR	-	-	-	-
Rapides	Alexandria Police	-	-	-	X	PR	PR	-	-	-	-
St. Bernard	St. Bernard Parish Sheriff	-	-	-	-	PR	PR	-	-	-	-
St. Charles	St. Charles Parish Sheriff	-	-	-	-	PR	PR	-	-	-	-
St. John the Baptist	St. John the Baptist Sheriff	-	-	-	-	PR	PR	-	-	-	-
St. Landry	St. Landry Parish Sheriff	-	-	-	X	PR	PR	-	-	-	-
St. Tammany	St. Tammany Parish Sheriff	-	-	-	X	PR	PR	-	X	X	X
Terrebonne	Terrebonne Parish Sheriff	-	-	-	-	PR	PR	-	-	-	-
<b>MARYLAND</b>											
Anne Arundel	Anne Arundel County Police	-	-	-	X	PR	PR	-	-	-	-
Anne Arundel	Annapolis Police	-	-	-	X	PR	PR	-	-	-	-
Baltimore(city)	Baltimore Police	X	-	-	-	PR	PR	X	-	X	X
Baltimore	Baltimore County Police	X	X	X	X	PR	PR	X	X	X	X
Charles	Charles County Sheriff	-	-	-	-	PR	PR	-	-	-	-
Harford	Harford County Sheriff	-	-	-	-	PR	PR	-	-	-	-
Howard	Howard County Police	-	-	-	-	PR	PR	-	-	-	-
Montgomery	Montgomery County Police	-	X	-	X	PR	PR	X	X	-	-
Prince George's	Prince George's County Police	-	-	-	-	PR	PR	-	-	-	-
<b>MASSACHUSETTS</b>											
Bristol	Fall River Police	-	X	-	X	PR	PR	-	-	X	X
Bristol	New Bedford Police	-	X	-	-	CM	PR	-	-	X	X
Essex	Lawrence Police	-	X	X	-	PR	PR	-	-	X	X
Essex	Lynn Police	-	-	-	-	PR	PR	-	-	-	-
Hampden	Chicopee Police	-	X	-	X	CM	CM	X	X	X	X
Hampden	Holyoke Police	-	X	X	X	PR	PR	-	-	-	-
Hampden	Springfield Police	-	-	-	X	CM	PR	-	-	-	-
Middlesex	Cambridge Police	-	X	-	X	PR	PR	-	X	X	X
Middlesex	Framingham Police	-	X	-	X	PR	PR	-	-	X	X
Middlesex	Lowell Police	X	X	-	X	CM	CM	X	X	X	X
Middlesex	Malden Police	-	-	-	-	PR	PR	-	-	-	-
Middlesex	Medford Police	X	-	X	X	PR	PR	-	-	X	X
Middlesex	Newton Police	-	X	-	X	PR	PR	-	X	X	X
Middlesex	Somerville Police	-	-	-	X	PR	PR	-	-	X	X
Middlesex	Waltham Police	X	X	-	X	PR	PR	-	-	-	X

Table 17a. - continued

County	Name of agency	Types of mobile computers or terminals used				Primary field report transmission method		Types of information to which in-field officers have direct computer access:			
		Digital computer	Digital terminal	Hand-held digital terminal	Laptop	Criminal incidents	Traffic incidents	Calls for service	Criminal histories	Driving records	Vehicle records
<b>MASSACHUSETTS (cont.)</b>											
Norfolk	Brookline Police	-	-	-	X	PR	PR	-	-	X	X
Norfolk	Quincy Police	-	X	X	-	PR	PR	-	-	-	-
Plymouth	Brockton Police	-	X	X	-	PR	PR	-	-	X	X
Suffolk	Boston Police	-	X	-	X	PR	PR	X	-	X	X
Suffolk	Revere Police	-	X	X	-	CM	PR	-	-	X	X
Worcester	Worcester Police	-	X	-	X	PR	PR	X	-	X	X
<b>MICHIGAN</b>											
Calhoun	Battle Creek Police	-	-	-	X	TL	PR	-	-	-	-
Genesee	Flint Police	-	-	-	-	TL	PR	-	-	-	-
Ingham	Lansing Police	-	-	-	X	PR	PR	-	-	-	-
Kalamazoo	Kalamazoo Police	-	X	X	-	PR	PR	X	-	X	X
Kent	Kent County Sheriff	-	X	-	X	TL	PR	X	-	X	X
Kent	Grand Rapids Police	-	X	-	-	PR	PR	X	-	X	X
Macomb	Macomb County Sheriff	X	-	-	-	PR	PR	-	-	X	X
Macomb	Sterling Heights Police	-	X	-	-	PR	PR	X	-	X	X
Macomb	Warren Police	-	X	X	-	PR	PR	-	-	X	X
Oakland	Oakland County Sheriff	-	X	-	X	PR	PR	X	X	X	X
Oakland	Farmington Hills Police	-	X	-	-	PR	PR	X	-	X	X
Oakland	Pontiac Police	-	-	-	X	PR	PR	-	-	-	-
Oakland	Southfield Police	-	X	-	X	PR	PR	-	-	X	X
Oakland	Troy Police	-	X	-	X	PR	PR	-	-	X	X
Saginaw	Saginaw Police	-	-	-	-	PR	PR	-	-	-	-
Washtenaw	Washtenaw County Sheriff	-	-	-	X	PR	PR	X	X	X	X
Washtenaw	Ann Arbor Police	-	-	-	X	DD	PR	-	-	-	-
Wayne	Wayne County Sheriff	-	X	-	-	PR	PR	-	-	X	X
Wayne	Dearborn Police	-	X	-	X	PR	PR	X	-	X	X
Wayne	Detroit Police	-	X	-	X	PR	PR	-	-	X	X
Wayne	Livonia Police	-	X	-	-	PR	PR	-	X	X	X
Wayne	Taylor Police	-	X	X	-	PR	PR	-	-	X	X
Wayne	Westland Police	X	X	-	-	PR	PR	-	-	X	X
<b>MINNESOTA</b>											
Hennepin	Bloomington Police	-	X	-	-	PR	PR	X	X	X	X
Hennepin	Minneapolis Police	-	X	-	X	PR	PR	-	-	X	X
Ramsey	Ramsey County Sheriff	-	X	-	X	PR	PR	-	-	X	X
Ramsey	St. Paul Police	-	X	-	-	PR	PR	-	X	X	X
St. Louis	Duluth Police	-	X	-	X	PR	PR	X	-	X	X
<b>MISSISSIPPI</b>											
Forrest	Hattiesburg Police	-	-	-	X	PR	PR	-	-	-	-
Harrison	Biloxi Police	-	-	-	X	PR	PR	-	-	-	-
Harrison	Gulfport Police	-	-	-	X	PR	PR	-	-	-	-
Hinds	Jackson Police	-	-	-	-	PR	PR	-	-	-	-
Jackson	Jackson County Sheriff	-	-	-	X	PR	PR	-	-	-	-
<b>MISSOURI</b>											
Boone	Columbia Police	-	-	-	X	CM	CM	-	-	-	-
Buchanan	St. Joseph Police	-	-	-	-	PR	PR	-	-	-	-
Greene	Springfield Police	-	-	-	-	PR	PR	-	-	-	-
Jackson	Independence Police	-	-	-	X	TL	PR	-	-	-	-
Jackson	Kansas City Police	-	-	-	X	PR	PR	-	-	-	-
Jefferson	Jefferson County Sheriff	-	X	-	X	TL	PR	-	X	X	X
St. Charles	St. Charles County Sheriff	-	-	-	X	TL	PR	-	-	-	-
St. Louis (city)	St. Louis Police	-	X	-	X	TL	PR	-	X	X	X
St. Louis	St. Louis County Police	X	-	-	X	TL	PR	-	X	X	X
<b>MONTANA</b>											
Yellowstone	Billings Police	-	-	-	X	PR	PR	-	-	-	-
<b>NEBRASKA</b>											
Douglas	Omaha Police	-	-	-	-	PR	PR	-	-	-	-
Lancaster	Lincoln Police	-	-	X	X	PR	PR	-	-	-	-
<b>NEVADA</b>											
Clark	Las Vegas Metropolitan Police	-	X	-	-	PR	PR	X	X	X	X
Clark	North Las Vegas Police	-	-	-	X	CM	PR	-	-	-	-
Nye	Nye County Sheriff	-	-	-	X	PR	PR	-	-	-	-
Washoe	Washoe County Sheriff	X	X	-	X	PR	PR	-	-	X	X
Washoe	Reno Police	X	X	-	X	PR	PR	-	X	X	X

Table 17a. - continued

County	Name of agency	Types of mobile computers or terminals used				Primary field report transmission method		Types of information to which in-field officers have direct computer access:			
		Digital computer	Digital terminal	Hand-held digital terminal	Laptop	Criminal incidents	Traffic incidents	Calls for service	Criminal histories	Driving records	Vehicle records
<b>NEW HAMPSHIRE</b>											
Hillsborough	Manchester Police	-	-	-	X	PR	PR	-	-	-	-
Hillsborough	Nashua Police	-	-	-	-	PR	PR	-	-	-	-
<b>NEW JERSEY</b>											
Atlantic	Atlantic City Police	-	-	-	X	PR	PR	-	-	-	-
Camden	Camden Police	-	-	-	-	PR	PR	-	-	-	-
Camden	Cherry Hill Police	-	-	-	-	PR	PR	-	-	-	-
Essex	Bloomfield Police	-	X	-	-	PR	PR	-	-	X	X
Essex	East Orange Police	-	-	-	X	PR	PR	-	-	-	-
Essex	Irvington Police	-	-	-	-	PR	PR	-	-	-	-
Essex	Newark Police	X	X	X	X	PR	PR	-	X	X	X
Essex	West Orange Police	-	-	-	-	PR	PR	-	-	-	-
Hudson	Hudson County Sheriff	-	X	-	-	PR	PR	-	-	X	X
Hudson	Bayonne Police	X	X	-	X	PR	PR	-	-	X	X
Hudson	Hoboken Police	-	X	-	-	PR	PR	-	-	X	X
Hudson	Jersey City Police	-	X	-	-	PR	PR	-	-	X	X
Hudson	North Bergen Police	-	X	-	X	PR	PR	-	-	X	X
Hudson	Union City Police	-	X	-	X	PR	PR	-	X	X	X
Hudson	West New York Police	-	X	-	X	PR	PR	-	-	X	X
Mercer	Hamilton Police	-	-	-	-	PR	PR	-	-	-	-
Mercer	Trenton Police	-	-	-	X	PR	PR	-	-	-	-
Middlesex	Edison Police	X	X	-	X	PR	PR	-	-	-	-
Middlesex	New Brunswick Police	X	X	-	X	PR	PR	-	X	X	X
Middlesex	Perth Amboy Police	-	-	-	-	PR	PR	-	-	-	-
Middlesex	Woodbridge Police	X	-	-	-	PR	PR	X	-	X	X
Monmouth	Long Branch Police	-	-	-	-	PR	PR	-	-	-	-
Morris	Parsippany Police	-	X	-	-	PR	PR	X	X	X	X
Ocean	Brick Township Police	-	X	-	X	PR	PR	-	-	X	X
Ocean	Dover Township Police	-	X	-	-	PR	PR	X	-	X	X
Passaic	Passaic County Sheriff	-	X	-	X	PR	PR	-	X	X	X
Passaic	Clifton Police	-	-	-	-	PR	PR	-	-	-	-
Passaic	Passaic Police	-	-	-	-	PR	PR	-	-	-	-
Passaic	Wayne Police	-	-	-	-	PR	PR	-	-	-	-
Union	Union County Sheriff	-	-	-	-	PR	PR	-	-	-	-
Union	Elizabeth Police	-	X	-	-	PR	PR	-	-	-	X
Union	Linden Police	-	X	-	-	PR	PR	-	X	X	X
Union	Plainfield Police	-	X	-	X	PR	PR	-	-	X	X
Union	Union Police	-	X	-	X	PR	PR	-	-	X	X
<b>NEW MEXICO</b>											
Bernalillo	Bernalillo County Sheriff	-	-	-	X	PR	PR	-	-	-	-
Bernalillo	Albuquerque Police	-	X	-	X	PR	PR	X	-	X	X
Dona Ana	Las Cruces Police	-	X	-	X	TL	PR	-	X	X	X
Santa Fe	Santa Fe Police	-	-	-	-	PR	PR	-	-	-	-
<b>NEW YORK</b>											
Albany	Albany Police	-	-	-	-	PR	PR	-	-	-	-
Albany	Colonie Police	-	-	-	X	PR	PR	-	-	-	-
Broome	Binghamton Police	-	-	-	X	PR	PR	-	-	-	-
Dutchess	Dutchess County Sheriff	-	-	-	-	TL	TL	-	-	-	-
Erie	Erie County Sheriff	X	X	-	X	PR	PR	-	-	X	X
Erie	Amherst Police	X	-	-	X	PR	PR	-	-	X	X
Erie	Buffalo Police	-	-	-	X	PR	PR	-	-	-	-
Erie	Cheektowaga Police	X	-	-	X	PR	PR	-	-	-	-
Erie	Tonawanda Police	-	-	-	X	PR	PR	-	-	-	-
Monroe	Monroe County Sheriff	-	X	-	-	PR	PR	X	X	X	X
Monroe	Rochester Police	-	X	-	-	PR	PR	X	-	X	X
Nassau	Nassau County Police	-	X	-	X	TL	PR	-	X	X	X
Nassau	Hempstead Police	X	-	-	-	PR	PR	-	-	X	X
New York City	New York City Police	-	X	X	X	PR	PR	-	-	X	X
Niagara	Niagara County Sheriff	-	-	-	-	PR	PR	-	-	-	-
Niagara	Niagara Falls Police	-	-	-	-	PR	PR	-	-	-	-
Onondaga	Onondaga County Sheriff	X	-	-	X	PR	PR	X	X	X	X
Onondaga	Syracuse Police	-	X	-	X	PR	PR	X	X	X	X
Oswego	Oswego County Sheriff	-	-	-	-	PR	PR	-	-	-	-
Rensselaer	Troy Police	-	-	-	-	PR	PR	-	-	-	-
Rockland	Clarkstown Police	-	X	-	X	WT	PR	X	-	X	X
Rockland	Ramapo Police	-	X	-	X	PR	PR	-	-	X	X
Schenectady	Schenectady Police	-	X	-	-	PR	PR	X	-	X	X
Suffolk	Suffolk County Police	X	X	-	-	PR	PR	-	-	X	X
Westchester	Westchester County Police	-	-	-	X	PR	PR	-	-	-	-
Westchester	Greenburgh Police	-	X	X	-	PR	CM	X	-	X	X
Westchester	Mt. Vernon Police	-	X	-	-	PR	PR	-	-	-	-
Westchester	New Rochelle Police	X	-	-	X	PR	PR	-	X	X	X
Westchester	White Plains Police	-	-	-	-	PR	PR	-	-	-	-
Westchester	Yonkers Police	-	X	-	X	PR	PR	-	-	-	-

Table 17a. - continued

County	Name of agency	Types of mobile computers or terminals used				Primary field report transmission method		Types of information to which in-field officers have direct computer access:			
		Digital computer	Digital terminal	Hand-held digital terminal	Laptop	Criminal incidents	Traffic incidents	Calls for service	Criminal histories	Driving records	Vehicle records
<b>NORTH CAROLINA</b>											
Alamance	Burlington Police	X	-	-	-	WT	PR	-	-	X	X
Buncombe	Buncombe County Sheriff	-	X	X	X	PR	PR	X	-	-	X
Buncombe	Asheville Police	X	X	-	X	PR	PR	-	-	-	-
Cabarrus	Cabarrus County Sheriff	-	-	-	-	PR	PR	-	-	-	-
Cumberland	Cumberland County Sheriff	X	-	-	X	CM	PR	X	-	X	X
Cumberland	Fayetteville Police	X	X	X	X	PR	PR	-	X	X	X
Durham	Durham Police	-	-	-	-	PR	PR	-	-	-	-
Forsyth	Winston-Salem Police	-	X	-	-	PR	PR	X	-	X	X
Gaston	Gaston County Police	X	-	-	X	PR	---	-	X	X	X
Gaston	Gastonia Police	-	X	-	X	PR	PR	X	-	-	X
Guilford	Guilford County Sheriff	-	-	-	X	DD	---	-	-	-	-
Guilford	Greensboro Police	-	X	-	-	TL	PR	-	X	X	X
Guilford	High Point Police	-	-	-	X	PR	PR	-	-	-	-
Mecklenburg	Charlotte-Mecklenburg Police	-	X	-	-	PR	PR	X	-	X	X
Nash	Rocky Mount Police	-	-	-	-	PR	PR	-	-	-	-
New Hanover	Wilmington Police	-	-	-	X	PR	PR	-	-	-	-
Pitt	Greenville Police	-	-	-	X	PR	PR	-	-	-	-
Wake	Wake County Sheriff	X	-	-	X	WT	PR	X	X	X	X
Wake	Raleigh Police	X	-	-	-	PR	PR	X	-	X	X
<b>OHIO</b>											
Butler	Butler County Sheriff	-	-	-	X	PR	PR	-	-	-	-
Butler	Hamilton Police	-	-	-	-	PR	PR	-	-	-	-
Cuyahoga	Cleveland Police	X	X	-	X	PR	PR	X	-	X	X
Cuyahoga	Euclid Police	-	X	-	X	PR	PR	-	X	X	X
Franklin	Franklin County Sheriff	-	-	-	X	PR	PR	-	-	-	-
Franklin	Columbus Police	-	X	-	-	PR	PR	-	-	X	X
Hamilton	Hamilton County Sheriff	-	X	-	-	PR	PR	X	X	X	X
Hamilton	Cincinnati Police	-	X	-	X	PR	PR	X	X	X	X
Lorain	Lorain Police	-	-	-	-	PR	PR	-	-	-	-
Lucas	Toledo Police	-	-	-	-	PR	PR	-	-	-	-
Mahoning	Youngstown Police	-	-	-	-	PR	PR	-	-	-	-
Montgomery	Dayton Police	-	X	X	-	TL	PR	X	-	X	X
Stark	Canton Police	-	-	-	-	PR	PR	-	-	-	-
Summit	Akron Police	X	X	X	X	PR	PR	X	-	X	X
<b>OKLAHOMA</b>											
Cleveland	Norman Police	-	-	-	X	PR	PR	-	X	X	X
Comanche	Lawton Police	-	-	-	X	PR	PR	-	-	-	-
Oklahoma	Oklahoma County Sheriff	-	-	X	X	PR	PR	X	X	X	X
Oklahoma	Oklahoma City Police	-	X	-	X	PR	PR	X	X	X	X
Tulsa	Tulsa County Sheriff	-	-	-	X	PR	---	-	X	-	-
Tulsa	Tulsa Police	-	-	-	-	PR	PR	-	-	-	-
<b>OREGON</b>											
Clackamas	Clackamas County Sheriff	X	X	-	X	DD	DD	-	X	X	X
Lane	Lane County Sheriff	X	-	-	X	PR	PR	X	X	X	X
Lane	Eugene Police	-	X	-	X	PR	PR	-	X	X	X
Linn	Linn County Sheriff	-	-	-	X	PR	PR	-	-	-	-
Marion	Salem Police	X	X	X	X	PR	PR	X	X	X	X
Multnomah	Portland Police	-	X	-	X	PR	PR	X	X	X	X
Washington	Washington County Sheriff	X	X	-	X	CM	CM	X	X	X	X
<b>PENNSYLVANIA</b>											
Allegheny	Allegheny County Police	-	-	-	-	PR	PR	-	-	-	-
Allegheny	Pittsburgh Police	-	X	-	-	PR	PR	X	X	X	X
Berks	Reading Police	-	-	-	-	PR	PR	-	-	-	-
Dauphin	Harrisburg Police	-	X	-	X	DD	DD	X	X	-	-
Delaware	Upper Darby Township Police	-	-	-	-	PR	PR	-	-	-	-
Erie	Erie Police	-	-	-	-	PR	PR	-	-	-	-
Lancaster	Lancaster Police	-	-	-	X	PR	PR	-	-	-	-
Lehigh	Allentown Police	-	-	-	-	PR	PR	-	-	-	-
Montgomery	Lower Merion Township Police	-	-	-	X	PR	PR	-	-	-	-
Northampton	Bethlehem Police	-	X	-	X	PR	PR	-	X	X	X
Philadelphia	Philadelphia Police	X	X	-	X	PR	PR	-	-	-	X
<b>RHODE ISLAND</b>											
Kent	Warwick Police	-	-	-	-	TL	PR	-	-	-	-
Providence	Cranston Police	-	-	-	X	TL	PR	-	-	-	-
Providence	Pawtucket Police	X	-	-	X	DD	DD	-	-	-	-
Providence	Providence Police	X	X	-	X	PR	PR	-	X	-	X
Providence	Woonsocket Police	-	-	-	-	PR	PR	-	-	-	-

Table 17a. - continued

County	Name of agency	Types of mobile computers or terminals used				Primary field report transmission method		Types of information to which in-field officers have direct computer access:			
		Digital computer	Digital terminal	Hand-held digital terminal	Laptop	Criminal incidents	Traffic incidents	Calls for service	Criminal histories	Driving records	Vehicle records
<b>SOUTH CAROLINA</b>											
Anderson	Anderson County Sheriff	-	-	-	X	PR	---	-	-	-	-
Beaufort	Beaufort County Sheriff	-	X	-	X	PR	PR	X	-	X	X
Charleston	Charleston County Sheriff	-	X	-	X	PR	PR	-	X	X	X
Charleston	Charleston Police	-	-	-	-	PR	PR	-	-	-	-
Greenville	Greenville County Sheriff	-	-	-	-	PR	---	-	-	-	-
Greenville	Greenville Police	X	X	X	X	PR	PR	-	-	-	-
Horry	Horry County Police	-	-	-	X	PR	---	X	X	X	X
Horry	Myrtle Beach Police	-	X	-	X	PR	PR	-	-	X	X
Richland	Richland County Sheriff	-	X	-	-	PR	PR	-	X	X	X
Richland	Columbia Police	X	-	-	X	PR	PR	-	-	X	X
Spartanburg	Spartanburg County Sheriff	-	X	-	-	PR	---	-	X	X	X
Spartanburg	Spartanburg Police	-	-	-	X	PR	PR	-	-	-	-
<b>SOUTH DAKOTA</b>											
Minnehaha	Sioux Falls Police	-	X	X	X	PR	PR	-	X	X	X
<b>TENNESSEE</b>											
Davidson	Nashville Metropolitan Police	-	X	-	X	PR	PR	-	X	X	X
Hamilton	Hamilton County Sheriff	-	-	-	X	PR	PR	-	-	-	-
Hamilton	Chattanooga Police	-	X	-	-	PR	PR	-	X	X	X
Knox	Knox County Sheriff	-	X	-	X	PR	PR	-	X	X	X
Knox	Knoxville Police	-	-	-	X	PR	PR	-	-	-	-
Madison	Jackson Police	-	-	-	-	PR	PR	-	-	-	-
Montgomery	Clarksville Police	-	-	-	-	PR	WT	-	-	-	-
Rutherford	Murfreesboro Police	-	-	-	-	PR	PR	-	-	-	-
Shelby	Memphis Police	-	-	-	X	PR	PR	-	-	-	-
Sullivan	Sullivan County Sheriff	-	-	-	X	PR	PR	-	-	-	-
Washington	Johnson City Police	-	-	-	-	PR	PR	-	-	-	-
<b>TEXAS</b>											
Bell	Killeen Police	-	-	-	X	PR	PR	X	X	X	X
Bell	Temple Police	-	-	-	X	PR	PR	-	-	-	-
Bexar	Bexar County Sheriff	-	X	-	X	PR	PR	-	-	X	X
Bexar	San Antonio Police	-	X	X	X	PR	PR	-	X	-	X
Cameron	Brownsville Police	-	-	-	-	PR	PR	-	-	-	-
Cameron	Harlingen Police	-	-	-	X	PR	PR	-	-	-	-
Collin	Plano Police	-	X	-	-	PR	PR	X	-	X	X
Dallas	Carrollton Police	-	-	-	X	PR	PR	-	-	-	-
Dallas	Dallas Police	-	X	-	-	PR	PR	-	-	-	-
Dallas	Garland Police	X	-	-	X	CM	PR	X	X	X	X
Dallas	Grand Prairie Police	-	X	-	X	PR	PR	X	-	X	X
Dallas	Irving Police	X	-	-	-	PR	PR	X	X	X	X
Dallas	Mesquite Police	-	X	-	-	PR	PR	X	-	X	X
Dallas	Richardson Police	-	X	X	X	PR	PR	X	-	X	X
Denton	Denton Police	X	-	-	X	PR	PR	-	-	-	-
Ector	Odessa Police	-	-	-	-	PR	PR	-	-	-	-
El Paso	El Paso Police	-	X	-	-	CM	CM	-	X	X	X
Fort Bend	Fort Bend County Sheriff	X	X	X	X	PR	PR	-	X	X	X
Gregg	Longview Police	-	X	-	-	PR	PR	-	-	X	X
Harris	Harris County Sheriff	-	-	-	-	PR	PR	-	-	-	-
Harris	Baytown Police	-	-	-	X	DD	DD	-	-	-	-
Harris	Houston Police	-	X	-	X	CM	PR	X	X	X	X
Harris	Pasadena Police	-	X	X	X	PR	PR	X	-	X	X
Hidalgo	Hidalgo County Sheriff	-	-	-	-	PR	PR	-	-	-	-
Hidalgo	McAllen Police	-	-	-	X	PR	PR	-	-	-	-
Jefferson	Beaumont Police	-	X	-	X	DD	PR	-	X	X	X
Jefferson	Port Arthur Police	-	-	-	-	PR	PR	-	-	-	-
Lubbock	Lubbock Police	X	X	X	-	PR	PR	X	-	X	X
McLennan	Waco Police	-	-	-	-	PR	PR	-	-	-	-
Midland	Midland Police	-	X	-	X	PR	PR	X	-	X	X
Nueces	Corpus Christi Police	-	-	-	-	PR	PR	-	-	-	-
Potter	Amarillo Police	-	X	X	-	TL	PR	X	-	X	X
Smith	Tyler Police	-	X	-	X	PR	PR	-	X	X	X
Tarrant	Tarrant County Sheriff	-	X	-	X	PR	PR	-	-	X	X
Tarrant	Arlington Police	-	X	-	-	TL	PR	X	-	X	X
Tarrant	Fort Worth Police	-	X	-	X	TL	PR	X	-	X	X
Taylor	Abilene Police	X	X	-	X	WT	PR	-	-	X	X
Tom Green	San Angelo Police	-	X	-	-	PR	PR	X	-	X	X
Travis	Travis County Sheriff	-	X	-	X	PR	PR	-	-	-	-
Travis	Austin Police	-	X	-	X	CM	PR	X	X	X	X
Webb	Laredo Police	-	-	-	-	PR	PR	-	-	-	-
Wichita	Wichita Falls Police	-	-	-	X	PR	PR	-	-	-	-
Williamson	Williamson County Sheriff	-	-	-	X	PR	PR	-	-	-	-

**Table 17a. - continued**

County	Name of agency	Types of mobile computers or terminals used				Primary field report transmission method		Types of information to which in-field officers have direct computer access:			
		Digital computer	Digital terminal	Hand-held digital terminal	Laptop	Criminal incidents	Traffic incidents	Calls for service	Criminal histories	Driving records	Vehicle records
<b>UTAH</b>											
Salt Lake	Salt Lake City Police	X	-	-	X	PR	PR	-	X	X	X
Salt Lake	West Valley City Police	-	X	-	X	DD	PR	X	X	-	X
Weber	Ogden Police	-	-	-	X	PR	PR	-	-	-	-
<b>VIRGINIA</b>											
Alexandria(city)	Alexandria Police	X	-	X	X	PR	PR	-	-	X	X
Arlington	Arlington County Police	X	X	X	X	PR	PR	-	X	X	X
Chesapeake(city)	Chesapeake Police	-	-	-	X	PR	PR	-	-	-	-
Chesterfield	Chesterfield County Police	-	-	-	X	PR	PR	-	-	-	-
Danville(city)	Danville Police	-	-	-	-	PR	PR	-	-	-	-
Fairfax	Fairfax County Police	-	X	-	X	PR	PR	X	-	X	X
Hampton(city)	Hampton Police	-	-	-	X	PR	PR	-	-	-	-
Hanover	Hanover County Sheriff	-	-	-	X	PR	PR	-	-	-	-
Henrico	Henrico County Police	X	X	-	X	DD	DD	X	-	-	X
Loudoun	Loudoun County Sheriff	-	-	-	X	PR	PR	-	-	-	-
Lynchburg(city)	Lynchburg Police	-	-	-	-	PR	PR	-	-	-	-
Newport News(city)	Newport News Police	-	-	-	-	PR	PR	-	-	-	-
Norfolk(city)	Norfolk Police	X	X	-	-	PR	PR	X	-	X	X
Petersburg(city)	Petersburg Police	X	-	-	X	PR	PR	-	X	X	X
Portsmouth(city)	Portsmouth Police	-	-	-	-	PR	PR	-	-	-	-
Prince William	Prince William County Police	-	-	X	X	PR	PR	-	-	-	-
Richmond(city)	Richmond Police	-	-	-	X	PR	PR	-	-	-	-
Roanoke(city)	Roanoke Police	-	X	-	X	PR	PR	-	-	X	X
Suffolk(city)	Suffolk Police	-	-	-	-	PR	PR	-	-	-	-
Virginia Beach(city)	Virginia Beach Police	-	X	-	X	PR	PR	X	-	-	X
<b>WASHINGTON</b>											
Clark	Clark County Sheriff	X	-	-	X	DD	PR	-	X	X	X
Clark	Vancouver Police	X	-	-	X	CM	PR	X	-	X	X
King	King County Sheriff	-	-	-	X	PR	PR	-	-	X	X
King	Bellevue Police	-	-	-	-	PR	PR	-	-	-	-
King	Kent Police	-	X	X	X	PR	PR	X	X	X	X
King	Seattle Police	-	X	X	X	PR	PR	-	-	X	X
Pierce	Pierce County Sheriff	-	X	-	-	PR	PR	-	X	X	X
Pierce	Tacoma Police	X	X	-	-	PR	PR	-	X	X	X
Snohomish	Snohomish County Sheriff	-	-	-	-	PR	PR	-	-	-	-
Snohomish	Everett Police	X	-	X	X	PR	PR	-	-	-	-
Spokane	Spokane County Sheriff	-	-	-	X	PR	PR	-	-	-	-
Spokane	Spokane Police	-	X	-	-	PR	PR	X	X	X	X
Thurston	Thurston County Sheriff	-	-	-	-	PR	PR	-	-	-	-
Yakima	Yakima Police	X	X	X	X	PR	PR	X	-	-	X
<b>WEST VIRGINIA</b>											
Cabell	Huntington Police	-	-	-	-	PR	PR	-	-	-	-
Kanawha	Charleston Police	-	-	-	X	PR	PR	-	-	-	-
<b>WISCONSIN</b>											
Brown	Brown County Sheriff	X	-	-	X	PR	PR	X	X	X	X
Brown	Green Bay Police	-	X	-	X	PR	PR	X	X	X	X
Dane	Dane County Sheriff	X	-	-	X	PR	PR	X	-	X	X
Dane	Madison Police	-	X	-	X	PR	PR	X	-	X	X
Kenosha	Kenosha Police	-	X	-	X	PR	PR	X	X	X	X
Milwaukee	Milwaukee County Sheriff	-	X	-	X	PR	PR	-	X	X	X
Milwaukee	Milwaukee Police	-	X	-	X	PR	PR	X	-	X	X
Milwaukee	West Allis Police	X	X	-	X	CM	CM	-	-	X	X
Outgamie	Appleton Police	-	-	-	-	PR	PR	-	-	-	-
Racine	Racine Police	X	-	-	X	PR	PR	-	X	X	X
Waukesha	Waukesha County Sheriff	-	X	-	X	TL	PR	-	-	X	X

Note: Codes for types of computers and computer accessible information are as follows:

"X"=Officers in field use that type of computer or have direct access to that type of information via computer.

"-"=Officers in field do not use that type of computer or do not have direct access to that type of information via computer.

Codes for field report transmission methods are as follows:

"CM"=Computer medium (e.g., disk transfer)

"DD"=Data download (e.g., laptop download)

"PR"=Paper report

"TL"=Telephone line (voice)

"WT"=Wireless transmission (e.g. cellular, UHF)

--Primary field report transmission method was not provided by an agency or was not applicable to an agency.

**Table 18a. Use of digital imaging, automated fingerprint identification systems (AFIS), and computer mapping by local law enforcement agencies, 1997**

County	Name of agency	Agency use of digital imaging for:			Agency AFIS facilities			Types of data that agency geocodes and maps*		
		Finger-prints	Mug shots	Suspect composites	System ownership		Remote access terminal	Calls for		
					Exclusive	Shared		Arrests	service	Incidents
<b>ALABAMA</b>										
Etowah	Gadsden Police	-	-	-	-	-	-	-	-	-
Houston	Dothan Police	X	X	X	-	X	X	-	-	-
Jefferson	Jefferson County Sheriff	X	X	-	X	-	X	-	-	-
Jefferson	Bessemer Police	X	X	-	-	X	-	X	X	X
Jefferson	Birmingham Police	X	X	-	-	X	X	-	-	-
Jefferson	Hoover Police	-	X	X	-	-	-	X	X	X
Madison	Huntsville Police	-	X	X	-	-	-	-	-	-
Mobile	Mobile County Sheriff	X	X	-	-	X	X	-	-	-
Mobile	Mobile Police	X	-	X	X	-	-	X	X	X
Montgomery	Montgomery County Sheriff	X	X	X	-	-	-	-	-	-
Montgomery	Montgomery Police	X	X	X	-	X	X	-	-	-
Morgan	Decatur Police	-	-	-	-	-	-	-	-	-
Tuscaloosa	Tuscaloosa Police	X	X	X	-	X	X	X	X	X
<b>ALASKA</b>										
Anchorage	Anchorage Police	-	-	-	-	X	X	-	-	-
<b>ARIZONA</b>										
Maricopa	Maricopa County Sheriff	X	X	-	-	X	X	-	X	X
Maricopa	Chandler Police	X	X	X	-	-	-	-	X	X
Maricopa	Glendale Police	X	X	-	X	-	-	-	X	-
Maricopa	Mesa Police	X	X	-	-	X	X	X	X	X
Maricopa	Phoenix Police	-	-	-	-	X	X	-	-	-
Maricopa	Scottsdale Police	-	-	-	-	X	X	-	X	X
Maricopa	Tempe Police	X	-	-	-	X	X	-	X	-
Pima	Pima County Sheriff	X	X	-	-	X	X	X	X	X
Pima	Tucson Police	X	X	-	-	X	X	X	X	X
Pinal	Pinal County Sheriff	-	-	-	X	-	X	-	-	-
Yuma	Yuma Police	-	-	-	-	-	-	-	-	X
<b>ARKANSAS</b>										
Jefferson	Pine Bluff Police	-	-	X	-	-	-	X	X	X
Pulaski	Pulaski County Sheriff	X	X	-	-	X	X	-	-	-
Pulaski	Little Rock Police	X	X	X	X	-	X	-	-	X
Pulaski	North Little Rock Police	X	X	X	-	X	X	-	-	-
Sebastian	Fort Smith Police	-	X	X	-	-	-	-	-	-
<b>CALIFORNIA</b>										
Alameda	Alameda County Sheriff	X	-	-	X	-	X	-	-	X
Alameda	Alameda Police	X	X	-	-	X	X	X	X	X
Alameda	Berkeley Police	-	-	-	-	X	-	X	X	X
Alameda	Fremont Police	X	X	X	-	X	X	X	X	X
Alameda	Hayward Police	X	X	-	-	-	-	-	-	-
Alameda	Oakland Police	X	X	X	X	-	X	X	X	X
Contra Costa	Contra Costa County Sheriff	-	-	-	-	X	X	-	-	-
Contra Costa	Concord Police	-	-	-	-	-	-	-	-	-
Contra Costa	Richmond Police	-	X	-	-	X	X	-	-	-
El Dorado	El Dorado County Sheriff	X	X	X	-	-	-	-	-	-
Fresno	Fresno County Sheriff	X	X	X	-	X	-	-	-	-
Fresno	Fresno Police	X	X	-	-	-	X	-	-	X
Kern	Kern County Sheriff	X	X	X	-	X	X	-	X	X
Kern	Bakersfield Police	X	X	X	-	-	-	-	-	-
Los Angeles	Los Angeles County Sheriff	X	X	-	X	-	X	-	-	-
Los Angeles	Beverly Hills Police	-	-	-	-	X	-	-	-	-
Los Angeles	Burbank Police	-	-	-	-	X	X	-	-	-
Los Angeles	Compton Police	X	-	X	X	-	-	X	X	X
Los Angeles	Culver City Police	X	-	-	-	X	X	-	-	-
Los Angeles	Downey Police	X	X	X	-	X	-	-	-	-
Los Angeles	El Monte Police	-	-	-	-	-	-	X	X	X
Los Angeles	Glendale Police	X	X	X	-	X	X	-	-	-
Los Angeles	Inglewood Police	-	-	-	-	-	X	-	-	X
Los Angeles	Long Beach Police	X	-	-	-	X	X	X	X	X
Los Angeles	Los Angeles Police	X	-	X	X	-	-	X	X	X
Los Angeles	Pasadena Police	X	-	-	-	X	X	-	X	X
Los Angeles	Pomona Police	-	-	-	-	X	X	-	X	X
Los Angeles	Santa Monica Police	X	X	-	-	X	X	-	X	X
Los Angeles	Torrance Police	X	X	-	X	-	X	X	-	X
Los Angeles	West Covina Police	X	X	X	X	-	X	X	X	X
Los Angeles	Whittier Police	-	-	-	-	X	-	-	-	X
Marin	Marin County Sheriff	X	X	X	X	-	X	X	X	X
Monterey	Monterey County Sheriff	X	X	-	-	X	X	-	-	-
Monterey	Salinas Police	X	X	-	-	X	-	X	X	X
Orange	Orange County Sheriff-Coroner	X	X	X	-	X	X	-	-	-
Orange	Anaheim Police	-	-	-	-	X	X	-	-	-
Orange	Costa Mesa Police	-	-	-	-	X	-	-	-	-
Orange	Fullerton Police	-	-	-	-	X	-	X	X	X
Orange	Garden Grove Police	X	X	-	-	X	-	-	-	-
Orange	Huntington Beach Police	X	X	X	-	X	X	X	X	X



**Table 18a. - continued**

County	Name of agency	Agency use of digital imaging for:			Agency AFIS facilities			Types of data that agency geocodes and maps*		
		Finger-prints	Mug shots	Suspect composites	System ownership		Remote access terminal	Arrests	Calls for service	Incidents
					Exclusive	Shared				
<b>CALIFORNIA (cont.)</b>										
Orange	Irvine Police	X	X	-	-	X	X	X	X	X
Orange	Newport Beach Police	X	X	-	-	X	-	X	X	X
Orange	Orange Police	-	-	-	-	X	-	X	X	X
Orange	Santa Ana Police	X	X	-	-	X	X	-	X	X
Placer	Placer County Sheriff	-	X	X	-	-	X	X	X	X
Riverside	Riverside County Sheriff	X	X	-	-	X	X	-	-	-
Riverside	Corona Police	X	-	-	-	X	X	-	-	-
Riverside	Riverside Police	X	X	-	-	X	X	-	X	X
Sacramento	Sacramento County Sheriff	X	X	X	-	X	-	-	-	-
Sacramento	Sacramento Police	-	-	-	-	X	X	X	X	X
San Bernardino	San Bernardino County Sheriff	X	-	X	-	X	X	-	X	X
San Bernardino	Fontana Police	X	-	-	X	-	X	X	X	X
San Bernardino	Ontario Police	X	X	-	-	X	X	-	-	-
San Bernardino	Rialto Police	-	-	X	-	-	X	-	-	-
San Bernardino	San Bernardino Police	X	X	X	-	-	-	-	X	X
San Diego	San Diego County Sheriff	-	-	-	X	-	X	X	X	X
San Diego	Chula Vista Police	-	X	X	-	X	X	-	X	X
San Diego	El Cajon Police	-	X	-	-	X	X	X	X	X
San Diego	Escondido Police	-	-	-	-	X	X	-	-	-
San Diego	Oceanside Police	-	X	X	-	-	-	X	X	X
San Diego	San Diego Police	-	X	X	-	X	X	X	X	X
San Francisco	San Francisco Police	X	X	X	X	-	-	X	X	X
San Joaquin	San Joaquin County Sheriff	X	-	-	-	X	X	X	X	X
San Joaquin	Stockton Police	X	X	-	X	-	X	X	X	X
San Luis Obispo	San Luis Obispo County Sheriff	X	X	-	X	-	-	-	-	-
San Mateo	San Mateo County Sheriff	X	X	X	-	X	X	X	X	X
San Mateo	Daly City Police	-	-	-	-	-	-	-	-	-
San Mateo	San Mateo Police	-	-	-	-	X	-	-	-	-
Santa Barbara	Santa Barbara County Sheriff	X	X	X	-	X	-	-	-	-
Santa Barbara	Santa Barbara Police	X	X	-	-	X	-	X	X	X
Santa Clara	Santa Clara County Sheriff	-	X	-	-	-	-	X	X	X
Santa Clara	San Jose Police	-	X	X	-	X	X	X	X	X
Santa Clara	Santa Clara Police	-	X	-	-	-	-	-	X	X
Santa Clara	Sunnyvale Police	X	X	-	-	X	-	-	-	-
Santa Cruz	Santa Cruz County Sheriff	X	X	X	-	X	-	-	-	-
Shasta	Shasta County Sheriff	X	-	-	-	X	X	-	-	-
Solano	Vallejo Police	-	-	-	-	-	-	-	-	-
Sonoma	Sonoma County Sheriff-Coroner	-	-	-	-	-	X	-	-	-
Sonoma	Santa Rosa Police	X	-	-	-	-	-	-	-	-
Stanislaus	Stanislaus County Sheriff	X	X	X	-	X	-	-	-	-
Stanislaus	Modesto Police	X	X	-	-	X	-	-	X	X
Tulare	Tulare County Sheriff	X	-	X	-	X	-	-	-	-
Ventura	Ventura County Sheriff	X	X	-	-	-	X	-	-	-
Ventura	Simi Valley Police	-	X	X	-	X	-	X	X	X
Ventura	Ventura Police	-	-	-	-	-	-	-	-	-
<b>COLORADO</b>										
Adams	Adams County Sheriff	-	X	X	X	-	-	-	-	-
Adams	Westminster Police	-	X	-	-	-	X	X	X	X
Arapahoe	Aurora Police	-	X	X	-	X	X	X	X	X
Boulder	Boulder County Sheriff	X	X	X	X	-	X	-	-	-
Boulder	Boulder Police	X	X	X	-	X	X	-	-	-
Denver	Denver Police	X	X	X	-	X	X	-	-	-
Douglas	Douglas County Sheriff	X	X	X	-	X	X	X	X	X
El Paso	El Paso County Sheriff	-	-	-	-	X	X	-	-	-
El Paso	Colorado Springs Police	X	-	-	-	X	X	-	X	X
Jefferson	Jefferson County Sheriff	X	X	-	-	-	X	X	X	X
Jefferson	Arvada Police	X	X	-	X	-	-	X	X	X
Jefferson	Lakewood Police	-	-	-	-	X	X	X	X	X
Larimer	Larimer County Sheriff	X	-	X	-	X	X	-	-	-
Larimer	Fort Collins Police	-	X	-	-	X	X	X	X	X
Pueblo	Pueblo Police	-	-	-	-	-	-	-	-	-
<b>CONNECTICUT</b>										
Fairfield	Bridgeport Police	X	X	-	-	X	X	X	X	X
Fairfield	Danbury Police	-	-	-	-	-	-	X	X	X
Fairfield	Greenwich Police	-	-	X	-	-	-	-	-	-
Fairfield	Norwalk Police	-	-	-	-	-	-	-	-	-
Fairfield	Stamford Police	-	-	-	X	-	-	-	-	-
Hartford	Bristol Police	-	X	-	-	-	-	-	-	-
Hartford	East Hartford Police	-	X	X	-	-	-	-	-	X
Hartford	Hartford Police	-	-	-	-	-	-	X	X	X
Hartford	Manchester Police	-	-	-	-	-	-	-	-	-
Hartford	New Britain Police	-	-	-	-	-	-	-	X	X
New Haven	Meriden Police	-	-	-	-	-	-	-	X	X
New Haven	Milford Police	-	X	-	-	-	-	-	-	-
New Haven	New Haven Police	-	-	-	-	-	-	X	X	X
New Haven	Waterbury Police	X	X	-	-	-	-	-	-	-
New Haven	West Haven Police	-	X	X	-	-	-	-	-	-

**Table 18a. - continued**

County	Name of agency	Agency use of digital imaging for:			Agency AFIS facilities			Types of data that agency geocodes and maps*		
		Finger-prints	Mug shots	Suspect composites	System ownership		Remote access terminal	Arrests	Calls for service	Incidents
					Exclusive	Shared				
<b>DELAWARE</b>										
New Castle	New Castle County Police	X	-	-	-	X	X	-	-	-
New Castle	Wilmington Police	-	-	-	-	X	X	-	-	-
<b>DISTRICT OF COLUMBIA</b>										
Washington, DC	Washington Metropolitan Police	-	-	-	X	-	X	X	X	X
<b>FLORIDA</b>										
Alachua	Alachua County Sheriff	X	X	X	-	X	X	-	-	-
Alachua	Gainesville Police	-	-	-	-	-	-	-	X	X
Bay	Bay County Sheriff	X	X	X	-	-	-	X	X	X
Brevard	Brevard County Sheriff	-	-	-	X	-	-	-	X	X
Brevard	Melbourne Police	-	X	X	-	-	-	-	-	-
Brevard	Palm Bay Police	-	X	X	-	-	-	-	-	-
Broward	Broward County Sheriff	X	X	X	X	-	-	-	-	-
Broward	Coral Springs Police	X	-	-	X	-	X	-	X	X
Broward	Davie Police	-	-	-	-	-	-	-	-	-
Broward	Fort Lauderdale Police	-	-	-	-	-	X	X	X	X
Broward	Hollywood Police	-	X	-	-	X	X	-	-	-
Broward	Margate Police	-	-	-	-	-	-	-	-	-
Broward	Miramar Police	-	-	-	-	-	-	-	-	-
Broward	Pembroke Pines Police	-	-	-	-	-	-	X	X	X
Broward	Plantation Police	-	-	X	-	-	-	X	X	X
Broward	Pompano Beach Police	X	-	-	X	-	-	-	-	-
Broward	Sunrise Police	X	X	X	-	X	-	-	X	X
Charlotte	Charlotte County Sheriff	-	X	X	-	-	-	-	-	-
Citrus	Citrus County Sheriff	-	-	-	-	-	-	-	-	X
Clay	Clay County Sheriff	-	X	X	-	-	-	-	-	-
Collier	Collier County Sheriff	X	-	-	X	-	X	X	X	X
Dade	Metro-Dade Police	X	X	X	-	X	X	X	X	X
Dade	Coral Gables Police	-	X	X	-	-	-	X	X	X
Dade	Hialeah Police	X	-	-	-	-	X	-	X	-
Dade	Miami Police	-	-	-	X	-	-	X	X	X
Dade	Miami Beach Police	X	-	-	X	-	X	X	X	X
Duval	Jacksonville Sheriff	X	-	-	X	-	-	-	X	X
Escambia	Escambia County Sheriff	X	X	X	X	-	X	X	X	X
Escambia	Pensacola Police	X	-	-	-	X	-	X	-	-
Hernando	Hernando County Sheriff	-	-	-	-	-	-	-	-	-
Hillsborough	Hillsborough County Sheriff	-	X	X	-	X	X	X	X	X
Hillsborough	Tampa Police	-	-	-	-	-	X	X	X	X
Indian River	Indian River County Sheriff	X	X	X	X	-	X	X	X	X
Lake	Lake County Sheriff	-	X	X	-	-	-	-	-	-
Lee	Lee County Sheriff	X	X	X	-	X	X	X	X	X
Lee	Cape Coral Police	-	-	-	-	-	-	-	X	X
Lee	Fort Myers Police	-	X	X	-	-	-	X	X	X
Leon	Leon County Sheriff	-	X	-	-	X	-	-	-	-
Leon	Tallahassee Police	X	X	X	-	X	X	X	X	X
Manatee	Manatee County Sheriff	X	X	X	-	X	X	X	X	X
Marion	Marion County Sheriff	X	X	-	-	X	X	-	-	-
Marion	Ocala Police	-	X	-	-	-	-	-	-	-
Martin	Martin County Sheriff	-	-	-	-	-	-	X	X	X
Monroe	Monroe County Sheriff	-	X	-	-	-	-	-	-	-
Okaloosa	Okaloosa County Sheriff	-	-	-	-	X	-	-	-	-
Orange	Orange County Sheriff	-	X	-	-	X	X	-	-	-
Orange	Orlando Police	-	X	X	-	-	-	X	X	X
Osceola	Osceola County Sheriff	-	X	X	-	-	-	X	X	X
Palm Beach	Palm Beach County Sheriff	X	X	X	X	-	X	-	-	-
Palm Beach	Boca Raton Police	X	-	-	-	X	X	-	-	-
Palm Beach	Boynton Beach Police	X	X	-	-	X	-	-	-	-
Palm Beach	Delray Beach Police	-	X	X	-	-	-	-	-	-
Palm Beach	West Palm Beach Police	X	X	-	-	X	X	-	-	-
Pasco	Pasco County Sheriff	X	-	-	-	X	X	-	-	-
Pinellas	Pinellas County Sheriff	X	X	X	X	-	X	X	X	X
Pinellas	Clearwater Police	X	-	X	-	X	X	-	-	-
Pinellas	Largo Police	-	-	-	-	-	-	-	-	-
Pinellas	St. Petersburg Police	X	X	-	-	X	X	X	-	X
Polk	Polk County Sheriff	X	X	X	-	X	X	-	-	-
Polk	Lakeland Police	X	X	X	-	X	X	X	X	X
St. John	St. John County Sheriff	-	X	-	-	-	-	-	-	-
St. Lucie	St. Lucie County Sheriff	X	X	X	-	-	-	-	X	-
St. Lucie	Fort Pierce Police	-	X	-	-	-	-	X	X	X
St. Lucie	Port St. Lucie Police	-	X	X	-	-	-	X	X	X
Santa Rosa	Santa Rosa County Sheriff	X	X	-	-	-	-	-	-	-
Sarasota	Sarasota County Sheriff	-	-	-	-	X	X	-	-	-
Sarasota	Sarasota Police	-	-	-	-	-	-	X	X	X
Seminole	Seminole County Sheriff	X	X	-	-	X	X	-	-	-
Volusia	Volusia County Sheriff	-	-	-	-	-	X	-	-	-
Volusia	Daytona Beach Police	-	-	-	-	-	-	-	-	-

Table 18a. - continued

County	Name of agency	Agency use of digital imaging for:			Agency AFIS facilities			Types of data that agency geocodes and maps*		
		Finger-prints	Mug shots	Suspect composites	System ownership		Remote access terminal	Arrests	Calls for service	Incidents
					Exclusive	Shared				
<b>GEORGIA</b>										
Bibb	Bibb County Sheriff	-	-	-	-	-	-	-	-	-
Bibb	Macon Police	-	-	-	-	-	-	-	-	-
Chatham	Chatham County Police	X	X	X	-	-	X	-	-	-
Chatham	Savannah Police	X	X	-	-	X	X	X	X	X
Cherokee	Cherokee County Sheriff	X	X	X	-	-	-	-	-	-
Clarke	Athens-Clarke County Police	-	X	X	-	-	-	-	-	-
Clayton	Clayton County Police	-	-	-	-	-	-	-	-	-
Cobb	Cobb County Police	-	-	-	-	-	-	-	-	-
Cobb	Cobb County Sheriff	X	-	-	X	-	X	-	-	-
Cobb	Marietta Police	-	-	-	-	-	-	-	-	-
Columbia	Columbia County Sheriff	X	X	X	-	-	X	-	-	-
De Kalb	De Kalb County Police	-	-	X	X	-	X	-	X	X
Dougherty	Albany Police	-	-	-	-	-	-	-	X	X
Douglas	Douglas County Sheriff	-	X	X	-	-	-	-	-	-
Fulton	Fulton County Police	-	-	-	-	-	-	-	-	-
Fulton	Atlanta Police	-	-	X	-	X	X	X	-	X
Fulton	East Point Police	X	X	-	-	-	-	X	-	X
Gwinnett	Gwinnett County Police	-	-	-	-	-	-	-	-	-
Hall	Hall County Sheriff	X	X	-	-	-	-	X	-	X
Muscogee	Columbus Police	X	X	X	-	X	-	-	-	-
Richmond	Augusta-Richmond Co. Sheriff	-	-	-	-	X	-	-	-	-
<b>HAWAII</b>										
Hawaii	Hawaii County Police	X	-	-	X	-	X	-	-	-
Honolulu	Honolulu Police	-	X	-	-	X	X	X	X	X
Kauai	Kauai County Police	-	-	-	X	-	X	-	-	-
Maui	Maui County Police	X	X	X	-	X	X	-	X	X
<b>IDAHO</b>										
Ada	Ada County Sheriff	X	X	X	-	X	X	-	-	-
Ada	Boise Police	-	X	-	-	-	X	X	X	X
<b>ILLINOIS</b>										
Champaign	Champaign Police	X	X	X	-	-	-	X	X	X
Cook	Cook County Sheriff	-	X	-	-	X	-	X	X	X
Cook	Arlington Heights Police	-	X	-	-	-	-	-	X	X
Cook	Chicago Police	X	X	X	X	-	-	-	X	X
Cook	Cicero Police	-	-	-	-	-	-	-	-	-
Cook	Evanston Police	-	-	X	-	-	-	X	X	X
Cook	Oak Lawn Police	-	-	-	-	-	-	-	-	-
Cook	Oak Park Police	X	-	X	X	-	X	-	-	-
Cook	Schaumburg Police	-	-	-	-	-	-	-	-	-
Cook	Skokie Police	-	-	-	-	-	-	X	X	X
Du Page	Naperville Police	X	X	X	-	-	-	X	X	X
Kane	Aurora Police	-	X	-	-	-	-	-	-	-
Kane	Elgin Police	X	X	-	-	-	-	-	X	X
Lake	Lake County Sheriff	-	X	X	X	-	-	-	-	-
Lake	Waukegan Police	X	X	X	-	X	-	-	-	-
Macon	Decatur Police	-	X	-	-	-	-	X	X	X
Peoria	Peoria Police	-	-	-	-	-	-	-	X	X
Sangamon	Springfield Police	-	-	X	-	-	-	X	X	X
Will	Will County Sheriff	X	X	-	-	-	-	-	-	-
Will	Joliet Police	-	-	-	-	X	-	-	-	-
Winnebago	Winnebago County Sheriff	X	X	-	-	-	-	-	-	-
Winnebago	Rockford Police	-	-	-	-	X	X	-	-	-
<b>INDIANA</b>										
Allen	Fort Wayne Police	-	X	X	-	-	-	X	X	X
Delaware	Muncie Police	X	X	-	-	X	-	-	-	-
Elkhart	Elkhart Police	-	-	-	-	-	-	-	X	-
Howard	Kokomo Police	-	-	X	-	-	-	X	X	X
Lake	Lake County Sheriff	-	-	-	-	-	-	-	-	-
Lake	East Chicago Police	-	-	-	-	-	-	-	-	-
Lake	Gary Police	-	-	-	-	-	-	-	-	-
Lake	Hammond Police	X	X	-	-	-	-	X	X	X
Madison	Anderson Police	-	-	-	-	-	-	-	-	-
Marion	Marion County Sheriff	X	X	X	-	X	X	X	-	X
Marion	Indianapolis Police	X	X	X	X	-	-	X	X	X
St. Joseph	South Bend Police	-	-	-	-	-	-	X	X	X
Vanderburgh	Vanderburgh County Sheriff	-	X	X	-	-	-	X	X	X
Vanderburgh	Evansville Police	-	-	-	-	-	-	X	X	X
Vigo	Terre Haute Police	-	-	-	-	-	-	-	-	-

**Table 18a. - continued**

County	Name of agency	Agency use of digital imaging for:			Agency AFIS facilities			Types of data that agency geocodes and maps*		
		Finger-prints	Mug shots	Suspect composites	System ownership		Remote access terminal	Arrests	Calls for service	Incidents
					Exclusive	Shared				
<b>IOWA</b>										
Black Hawk	Waterloo Police	X	X	X	-	X	X	-	-	-
Linn	Cedar Rapids Police	X	X	-	X	-	X	-	-	-
Polk	Des Moines Police	-	-	-	-	-	-	-	-	X
Scott	Davenport Police	-	-	-	-	X	-	-	-	X
Woodbury	Sioux City Police	X	X	X	-	X	X	X	X	X
<b>KANSAS</b>										
Douglas	Lawrence Police	-	-	-	-	-	-	X	X	X
Johnson	Johnson County Sheriff	X	X	X	-	-	X	-	-	-
Johnson	Olathe Police	-	-	-	-	-	-	-	-	-
Johnson	Overland Park Police	X	-	X	-	X	X	X	X	X
Sedgwick	Sedgwick County Sheriff	X	X	-	-	-	X	-	-	-
Sedgwick	Wichita Police	-	-	-	X	-	-	X	X	X
Shawnee	Shawnee County Sheriff	-	X	-	-	-	-	-	-	-
Shawnee	Topeka Police	X	X	-	-	X	X	-	-	-
Wyandotte	Kansas City Police	X	X	-	X	-	X	-	-	-
<b>KENTUCKY</b>										
Fayette	Lexington-Fayette County Police	-	-	-	-	-	X	-	X	X
Jefferson	Jefferson County Police	-	-	-	-	-	-	X	X	X
Jefferson	Jefferson County Sheriff	-	-	-	-	-	-	-	-	-
Jefferson	Louisville Police	-	-	-	-	-	-	X	X	X
Kenton	Covington Police	-	X	X	-	-	-	-	X	X
<b>LOUISIANA</b>										
Ascension	Ascension Parish Sheriff	X	X	-	-	X	X	-	-	-
Bossier	Bossier Police	X	X	-	X	-	X	-	-	-
Caddo	Caddo Parish Sheriff	X	X	X	-	X	-	X	X	X
Caddo	Shreveport Police	X	-	-	-	X	X	-	-	X
Calcasieu	Calcasieu Parish Sheriff	X	X	X	-	X	X	X	X	X
Calcasieu	Lake Charles Police	X	-	-	X	-	-	-	-	-
E. Baton Rouge	E. Baton Rouge Parish Sheriff	-	X	X	X	-	X	-	X	-
E. Baton Rouge	Baton Rouge Police	X	X	X	-	X	X	X	X	X
Jefferson	Kenner Police	X	X	-	-	X	X	X	X	X
Lafayette	Lafayette Parish Sheriff	X	X	-	-	X	X	-	-	-
Lafourche	Lafourche Parish Sheriff	-	-	-	-	X	X	-	X	-
Orleans	New Orleans Police	X	-	-	X	-	-	X	X	X
Ouachita	Ouachita Parish Sheriff	-	-	-	-	X	X	-	-	-
Ouachita	Monroe Police	X	X	-	-	X	X	X	-	X
Rapides	Alexandria Police	X	X	-	-	X	X	-	-	-
St. Bernard	St. Bernard Parish Sheriff	X	X	-	X	-	-	-	-	-
St. Charles	St. Charles Parish Sheriff	X	X	X	X	-	X	-	-	-
St. John the Baptist	St. John the Baptist Sheriff	X	X	-	-	X	X	X	X	X
St. Landry	St. Landry Parish Sheriff	-	-	-	-	X	X	-	-	-
St. Tammany	St. Tammany Parish Sheriff	X	-	-	-	-	X	-	-	-
Terrebonne	Terrebonne Parish Sheriff	X	X	-	-	X	X	-	-	-
<b>MARYLAND</b>										
Anne Arundel	Anne Arundel County Police	-	X	X	-	X	X	X	X	X
Anne Arundel	Annapolis Police	-	-	-	-	-	-	-	-	-
Baltimore(city)	Baltimore Police	-	-	-	X	-	-	-	-	X
Baltimore	Baltimore County Police	X	-	-	-	X	X	X	X	X
Charles	Charles County Sheriff	X	X	X	-	-	-	X	X	X
Harford	Harford County Sheriff	X	X	X	-	-	-	-	-	-
Howard	Howard County Police	-	-	-	-	X	X	X	X	X
Montgomery	Montgomery County Police	-	-	X	X	-	-	-	-	-
Prince George's	Prince George's County Police	-	-	-	-	X	-	X	X	X
<b>MASSACHUSETTS</b>										
Bristol	Fall River Police	-	X	-	-	-	-	-	-	-
Bristol	New Bedford Police	-	-	-	-	-	-	-	-	-
Essex	Lawrence Police	X	X	-	X	-	-	X	X	X
Essex	Lynn Police	-	-	-	-	-	-	-	-	-
Hampden	Chicopee Police	X	X	-	-	-	-	X	X	X
Hampden	Holyoke Police	-	X	X	-	-	-	X	X	X
Hampden	Springfield Police	X	X	X	-	X	X	X	X	X
Middlesex	Cambridge Police	-	-	-	-	-	-	X	X	X
Middlesex	Framingham Police	-	X	-	-	X	-	-	-	-
Middlesex	Lowell Police	-	X	X	-	-	-	X	X	X
Middlesex	Malden Police	-	-	-	-	-	-	-	-	-
Middlesex	Medford Police	-	X	X	-	-	-	-	-	-
Middlesex	Newton Police	-	-	X	-	-	-	X	X	X
Middlesex	Somerville Police	-	X	-	-	-	-	X	X	X
Middlesex	Waltham Police	-	-	X	-	-	-	X	X	X

**Table 18a. - continued**

County	Name of agency	Agency use of digital imaging for:			Agency AFIS facilities			Types of data that agency geocodes and maps*		
		Finger-prints	Mug shots	Suspect composites	System ownership		Remote access terminal	Arrests	Calls for service	Incidents
					Exclusive	Shared				
<b>MASSACHUSETTS (cont.)</b>										
Norfolk	Brookline Police	-	-	-	-	-	-	-	-	-
Norfolk	Quincy Police	-	-	-	-	-	-	-	X	X
Plymouth	Brockton Police	-	-	-	-	-	X	-	-	-
Suffolk	Boston Police	X	-	-	X	-	-	X	X	X
Suffolk	Revere Police	-	-	-	-	-	-	X	X	-
Worcester	Worcester Police	X	-	-	X	-	-	-	-	-
<b>MICHIGAN</b>										
Calhoun	Battle Creek Police	X	X	-	-	-	-	-	-	-
Genesee	Flint Police	-	-	-	-	X	X	X	X	X
Ingham	Lansing Police	X	X	-	-	-	-	X	X	X
Kalamazoo	Kalamazoo Police	-	-	-	-	-	-	X	X	X
Kent	Kent County Sheriff	X	X	X	-	-	X	-	-	-
Kent	Grand Rapids Police	X	X	X	X	-	X	-	-	X
Macomb	Macomb County Sheriff	X	-	-	-	-	-	-	-	-
Macomb	Sterling Heights Police	-	-	-	-	-	-	-	-	-
Macomb	Warren Police	-	-	-	-	-	-	X	X	X
Oakland	Oakland County Sheriff	X	X	-	-	X	-	X	X	X
Oakland	Farmington Hills Police	X	X	X	-	-	-	-	-	-
Oakland	Pontiac Police	-	X	-	-	X	-	-	-	-
Oakland	Southfield Police	X	X	-	-	X	-	-	-	-
Oakland	Troy Police	X	X	X	-	-	-	-	X	X
Saginaw	Saginaw Police	-	-	X	-	-	-	-	-	-
Washtenaw	Washtenaw County Sheriff	-	X	-	-	-	-	-	-	-
Washtenaw	Ann Arbor Police	-	X	X	-	-	-	-	-	X
Wayne	Wayne County Sheriff	X	X	-	-	X	X	-	-	-
Wayne	Dearborn Police	X	X	-	-	X	X	X	X	X
Wayne	Detroit Police	X	X	X	-	X	X	-	-	-
Wayne	Livonia Police	-	-	-	X	-	-	-	-	-
Wayne	Taylor Police	-	X	X	X	-	-	-	X	X
Wayne	Westland Police	-	-	-	-	-	-	X	X	X
<b>MINNESOTA</b>										
Hennepin	Bloomington Police	X	X	X	-	X	X	X	X	X
Hennepin	Minneapolis Police	X	X	-	X	-	X	X	X	X
Ramsey	Ramsey County Sheriff	-	-	-	-	X	X	-	X	X
Ramsey	St. Paul Police	X	X	X	-	X	X	-	-	-
St. Louis	Duluth Police	-	-	-	-	X	-	-	-	-
<b>MISSISSIPPI</b>										
Forrest	Hattiesburg Police	-	X	-	-	-	-	-	-	-
Harrison	Biloxi Police	-	-	-	-	-	-	-	-	-
Harrison	Gulfport Police	-	-	-	-	-	-	-	-	-
Hinds	Jackson Police	X	-	X	X	-	X	-	-	-
Jackson	Jackson County Sheriff	-	-	-	-	-	-	-	-	-
<b>MISSOURI</b>										
Boone	Columbia Police	-	X	X	-	-	-	-	-	-
Buchanan	St. Joseph Police	-	-	-	-	X	-	X	X	X
Greene	Springfield Police	-	-	-	-	-	X	-	-	-
Jackson	Independence Police	X	X	-	-	X	X	-	-	-
Jackson	Kansas City Police	X	X	X	X	-	X	X	X	X
Jefferson	Jefferson County Sheriff	-	X	X	-	-	-	-	X	X
St. Charles	St. Charles County Sheriff	-	-	-	X	-	X	X	X	X
St. Louis(city)	St. Louis Police	X	-	-	X	-	X	X	X	X
St. Louis	St. Louis County Police	X	X	X	-	X	X	X	X	X
<b>MONTANA</b>										
Yellowstone	Billings Police	-	-	-	-	-	-	-	-	-
<b>NEBRASKA</b>										
Douglas	Omaha Police	X	-	X	-	X	X	-	X	-
Lancaster	Lincoln Police	X	X	X	-	X	X	X	X	X
<b>NEVADA</b>										
Clark	Las Vegas Metropolitan Police	-	-	-	X	-	-	X	X	X
Clark	North Las Vegas Police	X	-	X	X	-	X	-	X	X
Nye	Nye County Sheriff	-	-	-	-	-	-	-	-	-
Washoe	Washoe County Sheriff	X	X	-	-	X	X	-	-	-
Washoe	Reno Police	X	X	X	-	X	X	X	X	X

Table 18a. - continued

County	Name of agency	Agency use of digital imaging for:			Agency AFIS facilities			Types of data that agency geocodes and maps*		
		Finger-prints	Mug shots	Suspect composites	System ownership		Remote access terminal	Arrests	Calls for service	Incidents
					Exclusive	Shared				
<b>NEW HAMPSHIRE</b>										
Hillsborough	Manchester Police	-	-	-	-	-	-	X	X	X
Hillsborough	Nashua Police	-	-	-	-	-	-	-	-	-
<b>NEW JERSEY</b>										
Atlantic	Atlantic City Police	X	X	X	-	X	X	-	-	-
Camden	Camden Police	X	X	-	X	-	-	-	-	-
Camden	Cherry Hill Police	-	-	-	-	-	-	X	X	X
Essex	Bloomfield Police	-	-	-	-	-	-	-	-	-
Essex	East Orange Police	X	X	-	-	X	X	-	-	-
Essex	Irvington Police	-	-	-	-	-	-	-	-	-
Essex	Newark Police	X	X	X	-	X	X	X	X	X
Essex	West Orange Police	-	-	-	-	-	-	-	-	-
Hudson	Hudson County Sheriff	-	-	-	-	X	X	-	-	-
Hudson	Bayonne Police	-	-	-	-	X	-	X	X	X
Hudson	Hoboken Police	-	X	X	-	-	-	X	-	X
Hudson	Jersey City Police	X	X	-	-	-	X	X	X	X
Hudson	North Bergen Police	-	X	-	-	-	-	-	-	-
Hudson	Union City Police	-	-	-	X	-	X	X	X	X
Hudson	West New York Police	-	-	-	-	-	-	-	-	-
Mercer	Hamilton Police	-	-	-	-	-	-	-	-	-
Mercer	Trenton Police	X	X	-	-	X	X	-	-	-
Middlesex	Edison Police	-	-	-	-	-	-	-	-	-
Middlesex	New Brunswick Police	-	-	-	-	-	-	-	-	-
Middlesex	Perth Amboy Police	-	-	-	-	-	-	X	X	X
Middlesex	Woodbridge Police	-	-	-	-	-	-	-	-	-
Monmouth	Long Branch Police	-	-	-	-	-	-	-	-	-
Morris	Parsippany Police	-	-	-	-	X	-	-	-	-
Ocean	Brick Township Police	-	-	-	-	-	-	-	X	X
Ocean	Dover Township Police	-	-	-	-	-	-	-	-	-
Passaic	Passaic County Sheriff	-	-	-	X	-	X	-	-	-
Passaic	Clifton Police	-	-	-	-	-	-	-	-	X
Passaic	Passaic Police	-	-	-	-	-	-	-	-	-
Passaic	Wayne Police	-	-	-	-	-	-	-	-	-
Union	Union County Sheriff	X	-	X	-	-	-	-	-	-
Union	Elizabeth Police	X	-	-	X	-	X	-	-	-
Union	Linden Police	-	-	-	-	X	-	-	-	-
Union	Plainfield Police	-	X	-	-	-	-	-	-	-
Union	Union Police	-	-	-	-	-	-	-	-	-
<b>NEW MEXICO</b>										
Bernalillo	Bernalillo County Sheriff	X	X	X	-	X	-	X	X	X
Bernalillo	Albuquerque Police	X	-	-	X	-	X	-	-	X
Dona Ana	Las Cruces Police	-	-	-	-	X	X	-	X	X
Santa Fe	Santa Fe Police	-	-	-	-	-	-	X	X	X
<b>NEW YORK</b>										
Albany	Albany Police	-	-	-	-	-	-	-	-	-
Albany	Colonie Police	-	-	-	-	-	-	-	-	-
Broome	Binghamton Police	-	-	-	-	-	-	-	-	-
Dutchess	Dutchess County Sheriff	-	-	-	-	-	X	-	X	X
Erie	Erie County Sheriff	-	X	-	-	-	-	-	-	-
Erie	Amherst Police	-	-	-	-	X	-	-	-	-
Erie	Buffalo Police	-	-	-	X	-	-	X	X	X
Erie	Cheektowaga Police	-	-	-	-	X	-	X	X	X
Erie	Tonawanda Police	-	-	-	-	X	X	-	-	-
Monroe	Monroe County Sheriff	X	X	X	-	X	X	X	X	X
Monroe	Rochester Police	-	X	X	-	X	X	X	X	X
Nassau	Nassau County Police	X	X	X	X	-	X	-	-	X
Nassau	Hempstead Police	-	-	-	-	-	-	X	X	X
New York City	New York City Police	X	X	X	X	-	X	X	-	X
Niagara	Niagara County Sheriff	-	X	-	-	X	-	-	-	-
Niagara	Niagara Falls Police	-	-	-	-	-	-	X	X	X
Onondaga	Onondaga County Sheriff	X	X	-	-	X	X	-	-	-
Onondaga	Syracuse Police	X	X	X	-	X	X	X	X	X
Oswego	Oswego County Sheriff	-	-	-	-	X	-	-	-	-
Rensselaer	Troy Police	-	-	-	-	-	-	-	-	-
Rockland	Clarkstown Police	-	-	X	-	-	-	X	X	X
Rockland	Ramapo Police	X	X	-	-	-	-	-	-	-
Schenectady	Schenectady Police	-	-	-	-	-	-	-	-	-
Suffolk	Suffolk County Police	X	-	-	X	-	-	-	-	-
Westchester	Westchester County Police	-	X	X	-	X	X	-	X	X
Westchester	Greenburgh Police	-	X	X	-	-	-	X	X	X
Westchester	Mt. Vernon Police	-	X	-	-	-	-	X	X	X
Westchester	New Rochelle Police	-	-	-	-	X	-	X	X	X
Westchester	White Plains Police	-	-	-	-	X	-	-	-	-
Westchester	Yonkers Police	-	-	-	-	X	-	-	-	-

Table 18a. - continued

County	Name of agency	Agency use of digital imaging for:			Agency AFIS facilities			Types of data that agency geocodes and maps*		
		Finger-prints	Mug shots	Suspect composites	System ownership		Remote access terminal	Arrests	Calls for service	Incidents
<b>NORTH CAROLINA</b>										
Alamance	Burlington Police	-	-	-	-	-	-	-	X	-
Buncombe	Buncombe County Sheriff	-	X	X	X	-	X	X	X	X
Buncombe	Asheville Police	X	X	-	-	-	-	-	X	-
Cabarrus	Cabarrus County Sheriff	X	X	X	-	-	-	-	-	-
Cumberland	Cumberland County Sheriff	X	X	X	X	-	X	-	-	-
Cumberland	Fayetteville Police	-	X	X	X	-	X	-	-	-
Durham	Durham Police	-	-	-	X	-	X	-	-	-
Forsyth	Winston-Salem Police	X	X	X	X	-	X	-	-	X
Gaston	Gaston County Police	X	X	X	-	X	X	-	-	-
Gaston	Gastonia Police	-	X	X	-	X	X	X	X	X
Guilford	Guilford County Sheriff	-	X	X	-	X	X	X	X	X
Guilford	Greensboro Police	-	-	X	-	X	-	X	X	X
Guilford	High Point Police	-	-	-	-	X	-	-	-	-
Mecklenburg	Charlotte-Mecklenburg Police	X	-	-	-	X	X	X	X	X
Nash	Rocky Mount Police	X	X	X	X	-	X	-	-	-
New Hanover	Wilmington Police	-	-	-	X	-	-	-	-	-
Pitt	Greenville Police	X	X	X	-	X	-	-	-	-
Wake	Wake County Sheriff	X	X	X	X	-	X	-	-	-
Wake	Raleigh Police	-	-	-	-	-	-	-	-	-
<b>OHIO</b>										
Butler	Butler County Sheriff	-	-	-	-	-	-	-	-	-
Butler	Hamilton Police	-	-	-	-	-	-	X	X	X
Cuyahoga	Cleveland Police	X	-	-	X	-	X	-	-	X
Cuyahoga	Euclid Police	X	X	X	-	-	-	-	-	-
Franklin	Franklin County Sheriff	-	-	-	-	X	X	-	-	-
Franklin	Columbus Police	X	X	X	X	-	-	-	X	-
Hamilton	Hamilton County Sheriff	X	X	-	-	X	X	X	X	X
Hamilton	Cincinnati Police	X	X	X	X	-	X	X	X	X
Lorain	Lorain Police	-	-	-	-	X	-	-	-	-
Lucas	Toledo Police	-	-	-	-	-	-	-	X	X
Mahoning	Youngstown Police	-	X	-	-	-	-	-	-	-
Montgomery	Dayton Police	-	X	-	-	X	-	X	X	X
Stark	Canton Police	-	-	-	-	X	-	-	-	-
Summit	Akron Police	-	X	X	-	-	-	-	-	-
<b>OKLAHOMA</b>										
Cleveland	Norman Police	-	-	-	-	-	-	X	X	X
Comanche	Lawton Police	-	-	-	-	X	-	-	-	-
Oklahoma	Oklahoma County Sheriff	X	X	-	-	X	X	X	-	X
Oklahoma	Oklahoma City Police	X	X	-	X	-	-	-	-	X
Tulsa	Tulsa County Sheriff	-	X	X	-	X	-	X	X	X
Tulsa	Tulsa Police	X	-	X	-	X	-	X	X	X
<b>OREGON</b>										
Clackamas	Clackamas County Sheriff	-	-	-	X	-	X	X	X	X
Lane	Lane County Sheriff	-	-	-	-	X	-	-	-	-
Lane	Eugene Police	X	X	-	-	X	X	X	X	X
Linn	Linn County Sheriff	-	-	-	-	-	-	-	-	-
Marion	Salem Police	-	X	-	-	X	-	X	X	X
Multnomah	Portland Police	X	X	-	-	X	X	X	X	X
Washington	Washington County Sheriff	X	-	-	X	-	X	X	X	X
<b>PENNSYLVANIA</b>										
Allegheny	Allegheny County Police	-	-	-	-	X	-	-	-	-
Allegheny	Pittsburgh Police	X	X	-	X	-	X	X	X	X
Berks	Reading Police	-	-	-	-	-	-	-	-	-
Dauphin	Harrisburg Police	X	X	X	-	-	-	X	X	X
Delaware	Upper Darby Township Police	-	-	-	-	-	-	-	-	-
Erie	Erie Police	X	X	X	-	-	-	X	X	X
Lancaster	Lancaster Police	X	-	-	-	-	-	-	-	-
Lehigh	Allentown Police	X	X	-	-	-	-	X	X	X
Montgomery	Lower Merion Township Police	-	-	-	-	X	-	X	X	X
Northampton	Bethlehem Police	-	-	-	-	-	-	-	-	-
Philadelphia	Philadelphia Police	X	X	X	X	-	X	-	-	-
<b>RHODE ISLAND</b>										
Kent	Warwick Police	-	X	-	-	-	-	-	-	-
Providence	Cranston Police	-	-	-	-	-	-	-	-	-
Providence	Pawtucket Police	-	-	-	-	-	-	-	-	-
Providence	Providence Police	X	-	-	-	X	X	-	-	-
Providence	Woonsocket Police	-	-	-	-	-	-	-	-	-

**Table 18a. - continued**

County	Name of agency	Agency use of digital imaging for:			Agency AFIS facilities			Types of data that agency geocodes and maps*		
		Finger-prints	Mug shots	Suspect composites	System ownership		Remote access terminal	Arrests	Calls for service	Incidents
					Exclusive	Shared				
<b>SOUTH CAROLINA</b>										
Anderson	Anderson County Sheriff	-	X	X	-	-	-	-	-	-
Beaufort	Beaufort County Sheriff	-	X	X	-	-	-	-	X	X
Charleston	Charleston County Sheriff	X	X	X	-	-	-	-	X	X
Charleston	Charleston Police	X	X	X	X	-	X	X	X	X
Greenville	Greenville County Sheriff	-	-	-	-	-	-	-	-	-
Greenville	Greenville Police	X	X	X	-	X	-	X	X	X
Horry	Horry County Police	-	-	-	-	-	-	-	-	-
Horry	Myrtle Beach Police	X	-	-	-	X	-	-	-	-
Richland	Richland County Sheriff	-	-	-	X	-	X	-	-	-
Richland	Columbia Police	-	-	-	-	-	-	-	-	-
Spartanburg	Spartanburg County Sheriff	-	X	-	X	-	X	-	-	-
Spartanburg	Spartanburg Police	-	-	-	-	-	-	-	-	-
<b>SOUTH DAKOTA</b>										
Minnehaha	Sioux Falls Police	-	-	-	-	-	-	-	-	-
<b>TENNESSEE</b>										
Davidson	Nashville Metropolitan Police	X	X	X	X	-	-	X	X	X
Hamilton	Hamilton County Sheriff	X	X	-	-	X	X	-	-	-
Hamilton	Chattanooga Police	-	-	-	X	-	X	-	-	-
Knox	Knox County Sheriff	X	X	-	X	-	X	-	-	-
Knox	Knoxville Police	X	X	X	X	-	-	-	X	X
Madison	Jackson Police	-	-	-	-	-	-	-	X	X
Montgomery	Clarksville Police	-	-	-	-	-	-	X	X	X
Rutherford	Murfreesboro Police	-	-	-	-	-	-	-	-	-
Shelby	Memphis Police	-	-	-	-	X	-	X	X	X
Sullivan	Sullivan County Sheriff	X	X	X	X	-	X	X	X	X
Washington	Johnson City Police	-	-	X	-	-	-	X	X	X
<b>TEXAS</b>										
Bell	Killeen Police	-	-	-	-	-	-	-	-	-
Bell	Temple Police	-	X	X	-	-	-	-	-	-
Bexar	Bexar County Sheriff	-	-	-	-	X	X	X	X	X
Bexar	San Antonio Police	-	-	-	X	-	-	-	X	X
Cameron	Brownsville Police	-	X	X	-	-	-	-	-	-
Cameron	Harlingen Police	-	X	X	-	X	X	-	-	-
Collin	Plano Police	X	X	X	-	X	X	-	-	X
Dallas	Carrollton Police	-	-	-	-	-	-	-	-	X
Dallas	Dallas Police	-	-	-	X	-	X	X	X	X
Dallas	Garland Police	-	X	-	X	-	X	X	X	X
Dallas	Grand Prairie Police	X	X	X	-	-	-	X	X	X
Dallas	Irving Police	X	-	-	-	X	X	X	X	X
Dallas	Mesquite Police	X	X	X	-	-	X	-	X	X
Dallas	Richardson Police	X	X	-	-	-	X	-	-	X
Denton	Denton Police	-	-	-	-	-	-	-	-	-
Ector	Odessa Police	-	-	-	-	X	X	-	-	-
El Paso	El Paso Police	X	X	X	X	-	X	X	X	X
Fort Bend	Fort Bend County Sheriff	X	X	X	-	X	X	X	X	X
Gregg	Longview Police	-	-	-	X	-	X	X	X	X
Harris	Harris County Sheriff	X	X	-	X	-	X	-	-	-
Harris	Baytown Police	X	-	X	X	-	X	-	X	X
Harris	Houston Police	X	-	X	-	X	X	X	X	X
Harris	Pasadena Police	X	X	X	-	X	X	-	X	X
Hidalgo	Hidalgo County Sheriff	-	X	X	-	-	-	-	-	-
Hidalgo	McAllen Police	X	X	X	X	-	X	-	X	X
Jefferson	Beaumont Police	-	-	-	X	-	X	X	X	X
Jefferson	Port Arthur Police	-	-	-	-	X	X	-	-	-
Lubbock	Lubbock Police	-	X	-	-	X	X	X	X	X
McLennan	Waco Police	-	-	X	-	X	X	-	X	X
Midland	Midland Police	-	-	-	-	X	X	X	X	X
Nueces	Corpus Christi Police	X	-	-	-	X	X	X	X	X
Potter	Amarillo Police	-	-	-	-	X	-	-	-	-
Smith	Tyler Police	-	-	-	-	-	-	X	X	X
Tarrant	Tarrant County Sheriff	X	X	-	-	X	X	-	-	-
Tarrant	Arlington Police	-	-	-	X	-	X	X	X	X
Tarrant	Fort Worth Police	-	X	-	-	X	X	-	-	X
Taylor	Abilene Police	X	X	-	-	X	X	X	X	X
Tom Green	San Angelo Police	X	-	-	-	X	X	-	X	X
Travis	Travis County Sheriff	-	-	-	-	X	-	-	-	-
Travis	Austin Police	-	X	X	-	X	X	X	X	X
Webb	Laredo Police	-	-	-	X	-	X	-	-	-
Wichita	Wichita Falls Police	-	X	-	-	-	X	-	-	-
Williamson	Williamson County Sheriff	X	X	-	-	X	X	X	X	X



**Table 18a. - continued**

County	Name of agency	Agency use of digital imaging for:			Agency AFIS facilities			Types of data that agency geocodes and maps*		
		Finger-prints	Mug shots	Suspect composites	System ownership		Remote access terminal	Arrests	Calls for service	Incidents
					Exclusive	Shared				
<b>UTAH</b>										
Salt Lake	Salt Lake City Police	X	X	-	-	X	X	-	-	-
Salt Lake	West Valley City Police	-	-	-	X	-	X	X	X	X
Weber	Ogden Police	-	X	X	-	-	-	X	X	X
<b>VIRGINIA</b>										
Alexandria(city)	Alexandria Police	-	-	-	-	X	X	-	-	X
Arlington	Arlington County Police	X	X	X	-	X	X	-	-	-
Chesapeake(city)	Chesapeake Police	-	-	-	X	-	-	-	-	X
Chesterfield	Chesterfield County Police	X	-	X	X	-	X	-	X	X
Danville(city)	Danville Police	-	X	X	-	-	-	-	X	X
Fairfax	Fairfax County Police	X	X	X	-	X	-	-	-	-
Hampton(city)	Hampton Police	X	X	X	X	-	X	-	-	-
Hanover	Hanover County Sheriff	-	X	X	X	-	X	-	X	X
Henrico	Henrico County Police	X	X	X	X	-	X	X	X	X
Loudoun	Loudoun County Sheriff	-	-	X	-	X	X	-	-	-
Lynchburg(city)	Lynchburg Police	-	X	X	-	-	-	-	-	-
Newport News(city)	Newport News Police	X	X	-	X	-	-	-	-	X
Norfolk(city)	Norfolk Police	X	-	-	X	-	-	-	X	X
Petersburg(city)	Petersburg Police	-	X	-	-	-	-	X	X	X
Portsmouth(city)	Portsmouth Police	-	-	-	X	-	-	-	-	-
Prince William	Prince William County Police	X	X	X	X	-	X	-	-	X
Richmond(city)	Richmond Police	-	-	-	X	-	-	X	-	X
Roanoke(city)	Roanoke Police	X	-	X	-	X	X	-	-	-
Suffolk(city)	Suffolk Police	-	-	-	-	X	X	-	-	-
Virginia Beach(city)	Virginia Beach Police	X	X	-	X	-	-	-	-	-
<b>WASHINGTON</b>										
Clark	Clark County Sheriff	X	-	-	X	-	X	X	X	X
Clark	Vancouver Police	-	-	-	-	X	-	X	X	X
King	King County Sheriff	X	X	X	-	X	X	X	X	X
King	Bellevue Police	-	-	-	X	-	X	-	-	-
King	Kent Police	-	-	-	-	X	-	-	-	-
King	Seattle Police	-	-	-	-	X	-	X	X	X
Pierce	Pierce County Sheriff	X	X	-	-	X	-	X	X	X
Pierce	Tacoma Police	X	X	-	-	X	X	X	X	X
Snohomish	Snohomish County Sheriff	X	X	X	-	X	X	-	-	-
Snohomish	Everett Police	-	-	-	-	-	-	-	-	-
Spokane	Spokane County Sheriff	-	-	-	-	X	X	X	X	X
Spokane	Spokane Police	X	X	X	-	X	X	-	X	X
Thurston	Thurston County Sheriff	-	X	-	-	-	-	X	X	X
Yakima	Yakima Police	-	X	X	-	-	-	X	X	X
<b>WEST VIRGINIA</b>										
Cabell	Huntington Police	-	-	-	-	-	-	-	-	-
Kanawha	Charleston Police	-	-	-	-	-	-	X	X	X
<b>WISCONSIN</b>										
Brown	Brown County Sheriff	-	-	-	-	-	-	-	-	-
Brown	Green Bay Police	-	X	-	-	-	-	-	-	-
Dane	Dane County Sheriff	X	X	-	X	-	-	-	-	-
Dane	Madison Police	-	-	-	-	-	-	-	-	-
Kenosha	Kenosha Police	X	X	X	-	-	X	-	-	-
Milwaukee	Milwaukee County Sheriff	X	X	-	-	-	X	-	-	-
Milwaukee	Milwaukee Police	X	X	-	X	-	-	X	-	X
Milwaukee	West Allis Police	X	X	X	-	-	-	-	-	-
Outgamie	Appleton Police	-	X	-	-	-	-	-	-	-
Racine	Racine Police	-	-	-	-	-	-	-	-	-
Waukesha	Waukesha County Sheriff	X	X	-	-	-	-	-	-	-

Note: Codes for the table are as follows:

"X"=Agency has facility or uses procedure.

"-"=Agency does not have facility or does not use procedure.

\*Excludes agencies that did not indicate they used computers for crime mapping.

**Table 19a. Types of computerized files maintained by local law enforcement agencies, 1997**

Agencies maintaining computerized files pertaining to:											
County	Name of agency	Alarms	Arrests	Calls for service	Crime analysis (linked)	Criminal history records	Driver's license records	Evidence	Field interviews	Incident reports	Inventory
<b>ALABAMA</b>											
Etowah	Gadsden Police	X	X	X	-	X	-	X	-	X	-
Houston	Dothan Police	X	X	X	-	X	-	X	X	X	X
Jefferson	Jefferson County Sheriff	-	X	-	-	X	-	-	-	X	-
Jefferson	Bessemer Police	-	X	X	-	X	X	-	-	X	-
Jefferson	Birmingham Police	X	X	X	-	-	-	X	X	X	X
Jefferson	Hoover Police	X	X	X	X	X	X	X	X	X	X
Madison	Huntsville Police	X	X	X	X	X	-	X	X	X	X
Mobile	Mobile County Sheriff	X	X	X	-	X	-	X	X	X	X
Mobile	Mobile Police	X	X	X	X	X	X	X	X	X	X
Montgomery	Montgomery County Sheriff	-	X	X	-	X	-	X	X	X	X
Montgomery	Montgomery Police	X	X	X	-	X	X	X	X	X	X
Morgan	Decatur Police	-	-	X	-	X	-	X	-	X	X
Tuscaloosa	Tuscaloosa Police	X	X	X	X	X	-	X	X	X	-
<b>ALASKA</b>											
Anchorage	Anchorage Police	X	X	X	-	-	-	X	-	X	X
<b>ARIZONA</b>											
Maricopa	Maricopa County Sheriff	X	X	X	-	X	-	X	X	X	X
Maricopa	Chandler Police	X	X	X	X	X	X	X	X	X	-
Maricopa	Glendale Police	X	X	X	X	X	X	X	X	X	X
Maricopa	Mesa Police	X	X	X	X	X	X	X	X	X	X
Maricopa	Phoenix Police	X	X	X	-	X	X	X	X	X	X
Maricopa	Scottsdale Police	X	X	X	-	X	-	X	X	X	-
Maricopa	Tempe Police	X	X	X	X	X	X	X	X	X	X
Pima	Pima County Sheriff	X	X	X	X	X	-	X	X	X	X
Pima	Tucson Police	X	X	X	X	X	-	X	X	X	-
Pinal	Pinal County Sheriff	-	-	-	-	X	X	X	-	-	X
Yuma	Yuma Police	X	X	X	-	X	-	-	X	X	X
<b>ARKANSAS</b>											
Jefferson	Pine Bluff Police	X	X	X	X	X	-	X	X	X	X
Pulaski	Pulaski County Sheriff	X	X	X	-	X	-	X	X	X	X
Pulaski	Little Rock Police	X	X	X	-	X	X	X	X	X	X
Pulaski	North Little Rock Police	X	X	X	-	X	X	X	-	X	X
Sebastian	Fort Smith Police	-	X	X	-	X	X	X	X	X	X
<b>CALIFORNIA</b>											
Alameda	Alameda County Sheriff	X	X	X	X	X	X	X	X	X	X
Alameda	Alameda Police	X	X	X	X	X	X	X	X	X	-
Alameda	Berkeley Police	X	X	X	-	X	-	-	X	X	-
Alameda	Fremont Police	X	X	X	X	X	-	X	X	X	X
Alameda	Hayward Police	X	-	X	-	X	-	X	X	X	-
Alameda	Oakland Police	-	X	X	X	X	X	X	X	X	X
Contra Costa	Contra Costa County Sheriff	-	X	X	X	-	-	X	X	X	-
Contra Costa	Concord Police	X	X	X	-	-	-	-	-	X	-
Contra Costa	Richmond Police	-	X	X	X	X	X	X	X	X	-
El Dorado	El Dorado County Sheriff	X	X	X	X	X	X	X	X	X	X
Fresno	Fresno County Sheriff	X	X	X	X	X	X	X	X	X	X
Fresno	Fresno Police	X	X	X	-	X	-	X	-	X	-
Kern	Kern County Sheriff	-	X	X	X	X	X	X	X	X	X
Kern	Bakersfield Police	X	X	X	X	X	X	X	X	X	X
Los Angeles	Los Angeles County Sheriff	-	X	X	X	X	-	X	-	X	-
Los Angeles	Beverly Hills Police	X	X	X	-	X	-	X	X	-	X
Los Angeles	Burbank Police	X	X	X	-	X	-	X	X	X	X
Los Angeles	Compton Police	X	X	X	-	X	-	-	X	X	X
Los Angeles	Culver City Police	X	X	X	-	-	-	X	X	-	X
Los Angeles	Downey Police	X	X	X	-	X	-	X	X	X	X
Los Angeles	El Monte Police	X	X	X	X	X	X	X	X	X	-
Los Angeles	Glendale Police	X	X	X	X	X	-	X	X	X	-
Los Angeles	Inglewood Police	-	X	X	-	-	-	X	-	X	-
Los Angeles	Long Beach Police	-	X	X	X	X	X	X	X	X	X
Los Angeles	Los Angeles Police	X	X	X	X	X	-	X	X	X	X
Los Angeles	Pasadena Police	-	X	X	-	X	X	X	-	X	-
Los Angeles	Pomona Police	X	X	X	-	-	-	X	X	X	X
Los Angeles	Santa Monica Police	X	X	X	-	-	-	-	X	X	-
Los Angeles	Torrance Police	X	X	X	X	-	-	-	X	X	-
Los Angeles	West Covina Police	X	X	X	X	X	X	X	X	X	X
Los Angeles	Whittier Police	X	X	X	X	X	-	X	X	-	-
Marin	Marin County Sheriff	X	X	X	X	X	-	X	X	X	X
Monterey	Monterey County Sheriff	X	X	X	-	X	X	X	X	-	X
Monterey	Salinas Police	X	X	X	X	X	-	X	X	X	X
Orange	Orange County Sheriff-Coroner	X	X	X	-	X	-	X	-	X	X
Orange	Anaheim Police	X	X	X	X	-	-	X	-	X	X
Orange	Costa Mesa Police	X	X	X	X	X	X	X	X	X	-
Orange	Fullerton Police	X	X	X	X	X	-	X	X	X	-
Orange	Garden Grove Police	X	X	X	X	X	X	X	X	X	X
Orange	Huntington Beach Police	X	X	X	X	X	X	X	X	X	X

Table 19a. - continued

Agencies maintaining computerized files pertaining to:

County	Name of agency	Alarms	Arrests	Calls for service	Crime analysis (linked)	Criminal history records	Driver's license records	Evidence	Field interviews	Incident reports	Inventory
<b>CALIFORNIA (cont.)</b>											
Orange	Irvine Police	X	X	X	X	X	-	X	X	X	X
Orange	Newport Beach Police	X	X	X	X	X	X	X	X	X	X
Orange	Orange Police	X	X	X	X	X	X	X	X	X	X
Orange	Santa Ana Police	X	X	X	-	X	-	X	X	X	X
Placer	Placer County Sheriff	-	X	X	X	X	-	X	X	X	X
Riverside	Riverside County Sheriff	-	X	X	-	X	-	X	X	X	-
Riverside	Corona Police	X	X	X	X	X	-	X	X	X	-
Riverside	Riverside Police	X	X	X	-	X	-	X	X	X	X
Sacramento	Sacramento County Sheriff	-	X	X	X	X	-	X	X	X	X
Sacramento	Sacramento Police	X	X	X	-	X	-	X	X	X	X
San Bernardino	San Bernardino County Sheriff	X	X	X	X	X	-	X	X	X	X
San Bernardino	Fontana Police	X	X	X	X	X	-	X	X	X	X
San Bernardino	Ontario Police	-	X	X	-	-	-	X	X	X	-
San Bernardino	Rialto Police	X	X	X	-	-	-	X	X	X	X
San Bernardino	San Bernardino Police	X	X	X	X	X	-	X	X	X	X
San Diego	San Diego County Sheriff	-	X	X	-	X	-	X	X	X	X
San Diego	Chula Vista Police	X	X	X	X	-	-	X	X	X	X
San Diego	El Cajon Police	X	-	X	-	-	-	X	X	X	-
San Diego	Escondido Police	X	-	X	-	-	-	-	-	-	X
San Diego	Oceanside Police	X	X	X	X	X	X	X	X	X	X
San Diego	San Diego Police	-	-	X	X	-	-	-	-	-	X
San Francisco	San Francisco Police	-	X	X	X	X	-	X	X	X	X
San Joaquin	San Joaquin County Sheriff	X	X	X	-	X	-	X	X	X	X
San Joaquin	Stockton Police	X	X	X	X	X	X	X	X	-	-
San Luis Obispo	San Luis Obispo County Sheriff	-	X	X	-	-	-	-	X	X	-
San Mateo	San Mateo County Sheriff	X	X	X	-	X	X	X	X	X	X
San Mateo	Daly City Police	X	X	-	-	-	-	-	X	-	X
San Mateo	San Mateo Police	X	X	X	X	-	-	X	X	X	X
Santa Barbara	Santa Barbara County Sheriff	-	X	X	-	X	-	X	X	X	-
Santa Barbara	Santa Barbara Police	X	X	X	X	X	X	X	X	X	X
Santa Clara	Santa Clara County Sheriff	X	X	X	X	X	-	X	X	X	X
Santa Clara	San Jose Police	X	X	X	X	X	X	X	-	X	X
Santa Clara	Santa Clara Police	X	X	X	-	X	X	X	X	X	-
Santa Clara	Sunnyvale Police	X	X	X	X	X	X	-	X	X	X
Santa Cruz	Santa Cruz County Sheriff	X	X	X	-	X	X	X	X	X	X
Shasta	Shasta County Sheriff	X	X	X	-	X	-	X	X	X	X
Solano	Vallejo Police	X	X	X	X	X	X	X	X	X	-
Sonoma	Sonoma County Sheriff-Coroner	-	X	X	-	X	-	X	X	X	X
Sonoma	Santa Rosa Police	X	X	X	-	X	X	X	X	X	-
Stanislaus	Stanislaus County Sheriff	X	X	X	X	-	-	X	X	X	X
Stanislaus	Modesto Police	X	X	X	X	-	-	X	X	X	X
Tulare	Tulare County Sheriff	-	X	X	-	X	X	X	X	-	X
Ventura	Ventura County Sheriff	X	X	X	X	X	-	X	X	X	X
Ventura	Simi Valley Police	X	X	X	X	X	X	X	X	X	-
Ventura	Ventura Police	X	X	X	X	X	-	X	X	X	-
<b>COLORADO</b>											
Adams	Adams County Sheriff	-	X	-	-	X	-	X	X	X	X
Adams	Westminster Police	-	X	X	-	X	-	X	X	X	-
Arapahoe	Aurora Police	X	X	X	X	X	-	X	-	X	X
Boulder	Boulder County Sheriff	X	X	X	X	X	X	X	X	X	X
Boulder	Boulder Police	-	X	X	X	X	X	X	X	X	X
Denver	Denver Police	-	X	X	-	X	-	-	X	-	-
Douglas	Douglas County Sheriff	X	X	X	X	X	X	X	X	X	X
El Paso	El Paso County Sheriff	-	X	X	-	-	-	X	X	X	X
El Paso	Colorado Springs Police	X	X	X	X	X	-	X	X	-	X
Jefferson	Jefferson County Sheriff	-	X	-	X	X	-	-	-	X	X
Jefferson	Arvada Police	-	X	X	X	X	-	X	X	X	X
Jefferson	Lakewood Police	-	-	-	-	-	-	-	-	-	-
Larimer	Larimer County Sheriff	-	X	X	-	X	-	X	X	X	X
Larimer	Fort Collins Police	-	X	X	X	X	-	X	X	X	-
Pueblo	Pueblo Police	X	X	X	-	X	-	X	X	X	X
<b>CONNECTICUT</b>											
Fairfield	Bridgeport Police	-	X	X	X	X	-	-	X	X	X
Fairfield	Danbury Police	X	X	X	X	X	-	X	-	X	X
Fairfield	Greenwich Police	X	X	X	-	X	-	X	-	X	X
Fairfield	Norwalk Police	X	X	X	-	-	-	X	-	X	X
Fairfield	Stamford Police	X	X	X	X	X	-	-	-	-	-
Hartford	Bristol Police	X	X	X	X	X	-	-	-	X	X
Hartford	East Hartford Police	X	X	X	X	X	-	X	-	X	-
Hartford	Hartford Police	X	X	X	X	X	X	X	X	X	-
Hartford	Manchester Police	-	X	X	-	X	-	X	X	X	X
Hartford	New Britain Police	X	X	X	-	X	-	-	-	X	-
New Haven	Meriden Police	X	X	X	-	X	-	-	-	X	-
New Haven	Milford Police	X	X	X	-	X	-	X	X	X	X
New Haven	New Haven Police	X	X	X	X	X	X	X	X	X	X
New Haven	Waterbury Police	X	X	X	-	X	-	X	-	X	-
New Haven	West Haven Police	-	X	X	-	-	-	-	-	-	X

Table 19a. - continued

Agencies maintaining computerized files pertaining to:

County	Name of agency	Alarms	Arrests	Calls for service	Crime analysis (linked)	Criminal history records	Driver's license records	Evidence	Field interviews	Incident reports	Inventory
<b>DELAWARE</b>											
New Castle	New Castle County Police	X	X	X	-	-	-	X	-	-	X
New Castle	Wilmington Police	-	-	X	-	-	-	-	-	-	X
<b>DISTRICT OF COLUMBIA</b>											
Washington, DC	Washington Metropolitan Police	-	X	X	X	X	X	X	-	X	X
<b>FLORIDA</b>											
Alachua	Alachua County Sheriff	X	X	X	-	X	-	X	X	X	X
Alachua	Gainesville Police	X	X	X	X	-	-	X	X	X	X
Bay	Bay County Sheriff	X	X	X	X	X	X	X	X	X	X
Brevard	Brevard County Sheriff	X	X	X	X	X	-	X	X	X	X
Brevard	Melbourne Police	X	X	X	X	-	-	X	X	X	X
Brevard	Palm Bay Police	-	X	X	-	-	-	X	-	-	X
Broward	Broward County Sheriff	X	X	X	X	X	-	X	X	X	X
Broward	Coral Springs Police	X	X	X	-	-	-	X	X	X	X
Broward	Davie Police	X	X	X	X	-	-	-	X	X	X
Broward	Fort Lauderdale Police	X	X	X	-	X	-	-	X	-	-
Broward	Hollywood Police	X	X	X	X	X	-	X	X	X	X
Broward	Margate Police	X	X	X	-	-	-	X	X	X	X
Broward	Miramar Police	X	X	X	X	-	-	X	X	X	X
Broward	Pembroke Pines Police	X	X	X	X	-	-	X	X	X	X
Broward	Plantation Police	-	X	X	X	X	X	X	X	X	X
Broward	Pompano Beach Police	X	X	X	-	-	X	-	X	X	-
Broward	Sunrise Police	-	-	X	-	X	X	-	-	-	-
Charlotte	Charlotte County Sheriff	-	X	X	X	X	-	X	X	X	X
Citrus	Citrus County Sheriff	-	X	X	X	X	X	X	X	X	X
Clay	Clay County Sheriff	X	X	X	X	X	-	X	X	X	X
Collier	Collier County Sheriff	X	X	X	X	-	-	X	X	X	X
Dade	Metro-Dade Police	X	X	X	X	X	X	X	X	X	X
Dade	Coral Gables Police	X	X	X	X	X	-	X	X	X	X
Dade	Hialeah Police	X	X	X	-	X	-	-	X	X	X
Dade	Miami Police	X	X	X	X	X	-	X	-	X	-
Dade	Miami Beach Police	X	X	X	X	X	-	X	X	X	X
Duval	Jacksonville Sheriff	X	X	X	X	X	-	X	X	X	X
Escambia	Escambia County Sheriff	X	X	X	X	X	X	X	X	X	X
Escambia	Pensacola Police	X	X	X	X	X	-	X	X	X	X
Hernando	Hernando County Sheriff	X	X	X	-	-	-	X	X	X	X
Hillsborough	Hillsborough County Sheriff	X	X	X	X	X	-	X	X	X	X
Hillsborough	Tampa Police	X	X	X	-	X	-	X	-	X	X
Indian River	Indian River County Sheriff	X	X	X	X	X	X	X	X	X	X
Lake	Lake County Sheriff	X	X	X	-	X	-	X	X	X	X
Lee	Lee County Sheriff	X	X	X	X	X	X	X	X	X	-
Lee	Cape Coral Police	-	-	X	X	-	X	X	-	X	X
Lee	Fort Myers Police	X	X	X	X	-	-	X	X	X	-
Leon	Leon County Sheriff	-	X	X	-	X	-	X	-	X	X
Leon	Tallahassee Police	X	X	X	X	X	X	X	X	X	X
Manatee	Manatee County Sheriff	X	X	X	X	X	X	X	X	X	X
Marion	Marion County Sheriff	-	X	X	-	X	-	X	X	X	X
Marion	Ocala Police	X	X	X	X	X	-	X	X	X	X
Martin	Martin County Sheriff	X	X	X	X	X	X	X	X	X	X
Monroe	Monroe County Sheriff	X	X	X	X	-	-	X	X	X	X
Okaloosa	Okaloosa County Sheriff	-	X	X	-	-	-	X	X	X	X
Orange	Orange County Sheriff	X	X	X	-	X	-	X	X	X	X
Orange	Orlando Police	X	X	X	X	X	-	X	X	X	X
Osceola	Osceola County Sheriff	X	X	X	X	X	-	X	X	X	X
Palm Beach	Palm Beach County Sheriff	X	X	X	-	X	X	X	X	X	X
Palm Beach	Boca Raton Police	X	X	X	-	X	X	X	X	X	-
Palm Beach	Boynton Beach Police	-	X	X	-	-	-	X	X	X	-
Palm Beach	Delray Beach Police	X	X	X	-	X	X	X	-	X	X
Palm Beach	West Palm Beach Police	X	X	X	X	-	-	X	-	X	X
Pasco	Pasco County Sheriff	-	X	X	-	X	-	X	X	X	X
Pinellas	Pinellas County Sheriff	X	X	X	X	X	X	X	X	X	X
Pinellas	Clearwater Police	X	X	X	X	X	-	X	X	X	X
Pinellas	Largo Police	X	X	X	-	X	X	X	X	X	-
Pinellas	St. Petersburg Police	X	X	X	X	X	X	X	X	X	X
Polk	Polk County Sheriff	X	X	X	X	X	-	X	X	X	X
Polk	Lakeland Police	X	X	X	-	X	-	X	X	X	X
St. John	St. John County Sheriff	X	X	X	X	X	-	X	X	X	X
St. Lucie	St. Lucie County Sheriff	X	X	X	X	X	-	X	X	X	X
St. Lucie	Fort Pierce Police	X	X	X	X	X	X	X	X	X	X
St. Lucie	Port St. Lucie Police	X	X	X	-	-	-	X	X	X	X
Santa Rosa	Santa Rosa County Sheriff	X	X	X	X	X	X	X	X	X	X
Sarasota	Sarasota County Sheriff	X	X	X	X	X	-	X	X	X	X
Sarasota	Sarasota Police	X	X	X	-	X	-	X	X	X	X
Seminole	Seminole County Sheriff	X	X	X	X	X	X	X	X	X	X
Volusia	Volusia County Sheriff	X	X	X	X	X	-	X	X	X	X
Volusia	Daytona Beach Police	X	X	X	-	X	-	X	X	X	X

Table 19a. - continued

Agencies maintaining computerized files pertaining to:

County	Name of agency	Alarms	Arrests	Calls for service	Crime analysis (linked)	Criminal history records	Driver's license records	Evidence	Field interviews	Incident reports	Inventory
<b>GEORGIA</b>											
Bibb	Bibb County Sheriff	X	X	X	-	X	X	X	-	X	X
Bibb	Macon Police	X	X	X	X	X	X	X	X	X	X
Chatham	Chatham County Police	X	X	X	-	X	X	X	X	X	-
Chatham	Savannah Police	X	X	X	X	X	-	X	X	X	X
Cherokee	Cherokee County Sheriff	X	X	X	-	X	X	X	-	X	X
Clarke	Athens-Clarke County Police	X	X	X	X	X	-	X	-	X	X
Clayton	Clayton County Police	X	X	X	X	X	-	X	-	X	X
Cobb	Cobb County Police	X	-	X	X	-	-	X	-	X	X
Cobb	Cobb County Sheriff	-	X	-	-	X	-	-	X	X	X
Cobb	Marietta Police	-	X	X	-	X	-	X	X	X	X
Columbia	Columbia County Sheriff	X	X	X	X	X	X	X	X	X	X
De Kalb	De Kalb County Police	X	-	X	X	X	-	X	-	X	-
Dougherty	Albany Police	X	X	X	X	X	X	X	X	X	X
Douglas	Douglas County Sheriff	X	X	X	X	X	-	X	-	X	X
Fulton	Fulton County Police	-	X	X	X	X	-	-	X	X	X
Fulton	Atlanta Police	X	X	X	X	X	-	X	X	X	X
Fulton	East Point Police	X	X	X	X	X	-	-	-	X	-
Gwinnett	Gwinnett County Police	-	X	X	X	X	-	X	X	X	X
Hall	Hall County Sheriff	-	X	X	X	-	-	-	-	X	-
Muscogee	Columbus Police	-	X	X	X	X	X	X	X	X	X
Richmond	Augusta-Richmond Co. Sheriff	-	X	X	X	X	-	X	X	X	-
<b>HAWAII</b>											
Hawaii	Hawaii County Police	-	X	-	-	X	X	X	-	X	X
Honolulu	Honolulu Police	-	X	X	X	X	-	X	X	X	X
Kauai	Kauai County Police	-	-	X	-	-	-	X	-	-	X
Maui	Maui County Police	X	X	X	X	X	X	X	X	X	X
<b>IDAHO</b>											
Ada	Ada County Sheriff	-	X	X	-	X	X	X	X	-	X
Ada	Boise Police	X	-	X	X	-	-	-	X	X	X
<b>ILLINOIS</b>											
Champaign	Champaign Police	X	X	X	X	X	-	X	X	X	-
Cook	Cook County Sheriff	-	X	X	-	X	-	-	-	X	-
Cook	Arlington Heights Police	X	X	X	-	X	X	X	-	X	X
Cook	Chicago Police	X	X	X	X	X	-	X	X	X	X
Cook	Cicero Police	X	X	X	-	X	-	X	-	X	-
Cook	Evanston Police	X	X	X	X	X	-	-	-	X	X
Cook	Oak Lawn Police	X	X	-	-	X	-	X	-	-	-
Cook	Oak Park Police	X	X	X	X	X	-	X	X	X	X
Cook	Schaumburg Police	-	-	-	-	-	-	-	-	-	-
Cook	Skokie Police	X	X	X	-	X	-	X	X	X	X
Du Page	Naperville Police	X	X	X	-	X	-	X	X	X	X
Kane	Aurora Police	-	X	X	X	X	-	-	-	X	-
Kane	Elgin Police	X	X	X	X	X	-	X	-	X	-
Lake	Lake County Sheriff	X	X	X	-	X	X	X	-	X	X
Lake	Waukegan Police	X	X	X	X	X	-	X	X	X	-
Macon	Decatur Police	X	X	X	X	X	-	X	X	X	X
Peoria	Peoria Police	X	X	X	X	-	-	X	X	X	X
Sangamon	Springfield Police	X	X	X	X	X	X	X	X	X	X
Will	Will County Sheriff	-	X	X	X	X	X	X	-	X	X
Will	Joliet Police	X	X	X	-	X	X	-	-	X	-
Winnebago	Winnebago County Sheriff	X	X	X	-	X	-	X	-	X	X
Winnebago	Rockford Police	X	X	X	-	X	X	X	-	X	X
<b>INDIANA</b>											
Allen	Fort Wayne Police	-	X	X	X	X	-	X	X	X	X
Delaware	Muncie Police	-	X	X	-	-	-	X	-	X	X
Elkhart	Elkhart Police	X	X	X	-	X	-	X	-	X	X
Howard	Kokomo Police	X	X	X	-	X	X	X	X	X	X
Lake	Lake County Sheriff	-	X	-	-	X	-	-	-	-	-
Lake	East Chicago Police	-	X	X	-	X	X	X	-	X	-
Lake	Gary Police	-	X	X	-	-	-	X	-	X	X
Lake	Hammond Police	X	X	X	-	X	X	X	X	X	X
Madison	Anderson Police	-	X	X	-	X	-	X	-	X	X
Marion	Marion County Sheriff	X	X	X	X	X	X	X	X	X	X
Marion	Indianapolis Police	X	X	-	X	X	-	X	X	X	X
St. Joseph	South Bend Police	X	X	X	X	X	X	X	-	X	X
Vanderburgh	Vanderburgh County Sheriff	X	X	X	X	X	X	X	X	X	X
Vanderburgh	Evansville Police	X	X	X	-	X	-	-	X	X	-
Vigo	Terre Haute Police	X	X	X	-	X	-	X	X	X	X

**Table 19a. - continued**

Agencies maintaining computerized files pertaining to:

County	Name of agency	Alarms	Arrests	Calls for service	Crime analysis (linked)	Criminal history records	Driver's license records	Evidence	Field interviews	Incident reports	Inventory
<b>IOWA</b>											
Black Hawk	Waterloo Police	-	X	X	-	X	-	-	X	X	X
Linn	Cedar Rapids Police	-	X	X	X	-	-	X	X	X	X
Polk	Des Moines Police	X	X	X	-	-	-	-	X	-	-
Scott	Davenport Police	X	X	X	X	X	X	-	X	X	X
Woodbury	Sioux City Police	X	X	X	X	X	-	X	X	X	X
<b>KANSAS</b>											
Douglas	Lawrence Police	X	X	X	X	X	-	X	X	X	-
Johnson	Johnson County Sheriff	X	X	X	X	X	-	X	X	X	X
Johnson	Olathe Police	X	X	X	-	X	-	X	X	X	-
Johnson	Overland Park Police	X	X	X	-	X	-	X	X	X	X
Sedgwick	Sedgwick County Sheriff	-	X	-	-	X	-	X	-	-	X
Sedgwick	Wichita Police	X	X	X	X	X	-	X	X	X	X
Shawnee	Shawnee County Sheriff	X	X	X	-	X	-	X	X	X	X
Shawnee	Topeka Police	X	X	X	X	X	-	X	-	X	X
Wyandotte	Kansas City Police	-	-	X	-	X	-	-	-	X	-
<b>KENTUCKY</b>											
Fayette	Lexington-Fayette County Police	X	-	X	X	-	-	X	X	X	-
Jefferson	Jefferson County Police	X	X	X	X	X	X	X	X	X	X
Jefferson	Jefferson County Sheriff	-	X	-	-	X	X	-	-	-	-
Jefferson	Louisville Police	X	X	X	-	-	-	X	X	X	X
Kenton	Covington Police	-	X	X	-	X	-	-	-	X	-
<b>LOUISIANA</b>											
Ascension	Ascension Parish Sheriff	-	X	X	-	X	-	X	-	X	X
Bossier	Bossier Police	X	X	X	X	X	X	X	X	X	X
Caddo	Caddo Parish Sheriff	X	X	X	X	X	X	X	X	X	X
Caddo	Shreveport Police	X	X	X	-	X	-	X	X	-	X
Calcasieu	Calcasieu Parish Sheriff	X	X	X	X	X	X	X	X	X	X
Calcasieu	Lake Charles Police	X	X	X	-	X	X	-	X	-	-
E. Baton Rouge	E. Baton Rouge Parish Sheriff	X	X	X	-	X	X	X	-	X	X
E. Baton Rouge	Baton Rouge Police	X	X	X	X	X	-	X	X	X	X
Jefferson	Kenner Police	X	X	X	X	X	-	X	X	-	X
Lafayette	Lafayette Parish Sheriff	X	X	X	X	X	X	-	X	X	X
Lafourche	Lafourche Parish Sheriff	X	X	X	-	X	-	-	-	X	X
Orleans	New Orleans Police	-	X	X	X	X	X	-	-	X	X
Ouachita	Ouachita Parish Sheriff	X	X	X	X	X	X	X	X	X	X
Ouachita	Monroe Police	X	X	X	X	X	X	X	X	X	X
Rapides	Alexandria Police	X	X	X	-	X	-	X	X	X	X
St. Bernard	St. Bernard Parish Sheriff	-	-	-	-	X	X	-	-	X	X
St. Charles	St. Charles Parish Sheriff	-	X	X	-	X	X	X	X	X	X
St. John the Baptist	St. John the Baptist Sheriff	-	X	X	-	X	-	X	X	X	X
St. Landry	St. Landry Parish Sheriff	X	X	X	-	X	-	X	-	X	X
St. Tammany	St. Tammany Parish Sheriff	-	X	-	-	-	-	X	-	X	X
Terrebonne	Terrebonne Parish Sheriff	-	X	X	-	X	-	X	-	X	X
<b>MARYLAND</b>											
Anne Arundel	Anne Arundel County Police	X	X	X	X	X	X	X	X	X	X
Anne Arundel	Annapolis Police	-	X	X	-	X	-	X	-	-	X
Baltimore(city)	Baltimore Police	X	X	X	X	X	X	X	X	X	X
Baltimore	Baltimore County Police	X	X	X	X	X	-	X	X	X	X
Charles	Charles County Sheriff	X	X	X	X	X	X	X	X	X	X
Harford	Harford County Sheriff	X	X	X	X	X	X	X	X	X	X
Howard	Howard County Police	X	X	X	X	X	-	X	X	X	X
Montgomery	Montgomery County Police	X	X	X	X	X	-	X	-	X	-
Prince George's	Prince George's County Police	-	X	X	-	X	-	-	-	X	X
<b>MASSACHUSETTS</b>											
Bristol	Fall River Police	-	X	X	-	-	X	X	-	X	-
Bristol	New Bedford Police	X	X	X	-	X	X	X	-	X	X
Essex	Lawrence Police	-	X	X	-	X	-	-	-	X	-
Essex	Lynn Police	-	X	-	-	X	-	X	-	X	-
Hampden	Chicopee Police	X	X	X	X	X	X	X	X	X	X
Hampden	Holyoke Police	X	X	X	X	X	-	X	-	X	X
Hampden	Springfield Police	X	X	X	X	X	-	X	X	X	-
Middlesex	Cambridge Police	X	X	X	X	-	-	-	-	X	-
Middlesex	Framingham Police	X	X	X	-	X	-	X	X	X	-
Middlesex	Lowell Police	X	X	X	-	X	-	X	X	X	-
Middlesex	Malden Police	X	X	X	-	-	-	X	-	X	-
Middlesex	Medford Police	X	X	X	-	X	X	X	-	X	X
Middlesex	Newton Police	X	X	X	X	-	-	X	X	X	-
Middlesex	Somerville Police	X	X	X	X	-	-	X	-	X	X
Middlesex	Waltham Police	X	X	X	X	X	-	X	X	X	X

Table 19a. - continued

Agencies maintaining computerized files pertaining to:

County	Name of agency	Alarms	Arrests	Calls for service	Crime analysis (linked)	Criminal history records	Driver's license records	Evidence	Field interviews	Incident reports	Inventory
<b>MASSACHUSETTS (cont.)</b>											
Norfolk	Brookline Police	X	X	X	-	-	-	X	X	X	X
Norfolk	Quincy Police	X	X	X	X	X	X	X	X	X	X
Plymouth	Brockton Police	X	X	X	-	X	-	X	X	X	-
Suffolk	Boston Police	X	X	X	X	X	-	-	X	-	-
Suffolk	Revere Police	-	X	X	-	X	-	X	X	X	X
Worcester	Worcester Police	X	X	X	X	-	X	-	-	-	X
<b>MICHIGAN</b>											
Calhoun	Battle Creek Police	X	X	X	-	-	-	-	X	X	-
Genesee	Flint Police	-	X	X	X	X	-	X	-	X	X
Ingham	Lansing Police	X	X	X	X	X	-	X	-	X	X
Kalamazoo	Kalamazoo Police	X	X	X	-	X	-	X	-	X	X
Kent	Kent County Sheriff	-	X	X	-	X	-	X	X	X	-
Kent	Grand Rapids Police	-	-	X	-	X	X	-	-	X	-
Macomb	Macomb County Sheriff	X	X	X	-	-	-	-	-	X	-
Macomb	Sterling Heights Police	X	X	X	-	-	-	-	-	X	X
Macomb	Warren Police	-	X	X	-	-	-	X	-	X	-
Oakland	Oakland County Sheriff	X	X	X	-	X	X	X	-	X	X
Oakland	Farmington Hills Police	X	X	X	-	X	X	X	-	X	-
Oakland	Pontiac Police	X	X	X	-	-	-	X	-	X	-
Oakland	Southfield Police	X	X	X	X	X	X	-	-	X	X
Oakland	Troy Police	X	X	X	X	-	-	X	X	X	X
Saginaw	Saginaw Police	-	-	X	-	-	-	X	-	X	-
Washtenaw	Washtenaw County Sheriff	X	X	X	-	X	X	X	X	X	X
Washtenaw	Ann Arbor Police	X	X	X	-	-	-	X	X	X	X
Wayne	Wayne County Sheriff	X	X	X	-	X	-	X	X	X	X
Wayne	Dearborn Police	-	-	-	-	-	-	-	-	-	-
Wayne	Detroit Police	X	X	X	-	X	X	X	-	-	X
Wayne	Livonia Police	X	X	X	-	-	X	X	-	X	-
Wayne	Taylor Police	X	X	X	X	X	-	X	-	X	X
Wayne	Westland Police	X	X	X	-	X	-	X	-	-	-
<b>MINNESOTA</b>											
Hennepin	Bloomington Police	X	X	X	-	X	X	X	X	X	-
Hennepin	Minneapolis Police	X	X	X	-	X	-	X	-	X	-
Ramsey	Ramsey County Sheriff	X	X	X	X	X	X	X	-	X	-
Ramsey	St. Paul Police	-	-	-	-	-	-	-	-	-	-
St. Louis	Duluth Police	-	X	X	-	X	X	X	X	X	-
<b>MISSISSIPPI</b>											
Forrest	Hattiesburg Police	X	X	X	X	-	-	X	X	X	X
Harrison	Biloxi Police	X	X	X	-	X	-	X	X	X	X
Harrison	Gulfport Police	X	X	X	X	X	X	X	X	X	X
Hinds	Jackson Police	X	X	X	X	X	-	X	-	X	-
Jackson	Jackson County Sheriff	X	X	X	-	-	-	X	-	X	X
<b>MISSOURI</b>											
Boone	Columbia Police	X	X	X	X	X	-	X	X	X	X
Buchanan	St. Joseph Police	X	X	X	X	X	X	X	X	X	X
Greene	Springfield Police	X	X	X	-	-	-	-	X	X	X
Jackson	Independence Police	X	X	X	X	X	X	X	X	X	X
Jackson	Kansas City Police	X	X	X	X	X	X	X	X	X	X
Jefferson	Jefferson County Sheriff	-	X	X	X	X	-	X	X	X	X
St. Charles	St. Charles County Sheriff	-	X	X	X	X	-	X	X	X	X
St. Louis (city)	St. Louis Police	X	X	X	-	X	X	X	X	X	X
St. Louis	St. Louis County Police	X	X	X	X	-	-	-	-	X	X
<b>MONTANA</b>											
Yellowstone	Billings Police	X	X	X	X	X	-	X	X	X	X
<b>NEBRASKA</b>											
Douglas	Omaha Police	-	X	X	-	X	-	X	X	X	-
Lancaster	Lincoln Police	X	X	X	X	X	X	X	X	X	X
<b>NEVADA</b>											
Clark	Las Vegas Metropolitan Police	-	X	X	-	X	X	X	X	X	X
Clark	North Las Vegas Police	-	X	X	X	X	-	X	X	X	X
Nye	Nye County Sheriff	-	X	-	-	X	-	X	-	X	X
Washoe	Washoe County Sheriff	X	X	X	X	X	X	X	X	-	-
Washoe	Reno Police	X	X	X	-	X	X	X	X	-	X

Table 19a. - continued

Agencies maintaining computerized files pertaining to:

County	Name of agency	Alarms	Arrests	Calls for service	Crime analysis (linked)	Criminal history records	Driver's license records	Evidence	Field interviews	Incident reports	Inventory
<b>NEW HAMPSHIRE</b>											
Hillsborough	Manchester Police	X	X	X	X	X	-	X	X	X	X
Hillsborough	Nashua Police	X	X	X	-	-	-	X	-	-	X
<b>NEW JERSEY</b>											
Atlantic	Atlantic City Police	X	-	X	X	-	X	-	-	X	X
Camden	Camden Police	X	X	X	X	X	X	X	X	X	X
Camden	Cherry Hill Police	X	X	X	X	-	X	X	-	X	X
Essex	Bloomfield Police	X	X	X	-	X	-	-	-	X	-
Essex	East Orange Police	-	X	X	-	-	-	X	X	X	-
Essex	Irvington Police	-	X	X	-	X	-	-	-	X	-
Essex	Newark Police	-	X	X	X	X	X	-	-	X	X
Essex	West Orange Police	X	X	X	X	X	-	X	X	X	X
Hudson	Hudson County Sheriff	-	X	-	-	-	-	X	-	X	-
Hudson	Bayonne Police	-	X	X	X	-	-	X	X	X	X
Hudson	Hoboken Police	X	X	X	-	-	X	-	-	-	-
Hudson	Jersey City Police	-	X	X	-	X	-	-	-	-	-
Hudson	North Bergen Police	X	X	X	X	X	-	X	-	X	X
Hudson	Union City Police	X	X	X	-	X	X	X	-	X	-
Hudson	West New York Police	X	X	X	X	X	X	X	X	X	X
Mercer	Hamilton Police	X	X	X	-	X	-	X	X	X	-
Mercer	Trenton Police	-	-	-	-	-	-	-	-	-	-
Middlesex	Edison Police	X	-	X	X	-	-	X	X	X	X
Middlesex	New Brunswick Police	X	X	X	-	X	-	X	-	X	-
Middlesex	Perth Amboy Police	X	X	X	-	X	X	X	X	X	-
Middlesex	Woodbridge Police	X	X	X	-	X	X	X	-	X	X
Monmouth	Long Branch Police	-	-	-	-	-	-	-	-	-	-
Morris	Parsippany Police	X	X	X	X	X	-	-	-	X	-
Ocean	Brick Township Police	X	X	X	X	X	-	X	X	X	X
Ocean	Dover Township Police	X	X	X	-	-	-	X	X	X	X
Passaic	Passaic County Sheriff	-	X	X	-	-	X	-	X	X	X
Passaic	Clifton Police	X	X	X	X	X	-	-	X	X	-
Passaic	Passaic Police	X	X	X	X	X	X	X	-	X	-
Passaic	Wayne Police	X	X	X	-	X	-	X	-	X	-
Union	Union County Sheriff	-	-	-	-	-	X	X	-	X	X
Union	Elizabeth Police	X	X	X	-	X	-	-	-	X	X
Union	Linden Police	X	X	X	-	-	X	-	-	X	X
Union	Plainfield Police	-	-	X	-	-	-	-	-	X	-
Union	Union Police	X	X	X	X	X	X	X	X	X	X
<b>NEW MEXICO</b>											
Bernalillo	Bernalillo County Sheriff	X	X	X	X	-	-	X	-	X	X
Bernalillo	Albuquerque Police	X	X	X	X	X	X	X	X	X	X
Dona Ana	Las Cruces Police	-	X	X	X	X	-	X	X	X	X
Santa Fe	Santa Fe Police	-	X	X	X	X	-	X	-	X	X
<b>NEW YORK</b>											
Albany	Albany Police	X	X	X	X	X	X	X	X	X	X
Albany	Colonie Police	X	X	X	-	X	-	X	-	X	X
Broome	Binghamton Police	X	X	X	-	X	-	X	X	X	-
Dutchess	Dutchess County Sheriff	X	X	X	-	-	-	X	-	X	X
Erie	Erie County Sheriff	-	-	X	-	X	-	X	-	-	-
Erie	Amherst Police	X	X	X	-	X	X	X	X	X	X
Erie	Buffalo Police	X	X	X	X	-	-	-	-	X	X
Erie	Cheektowaga Police	X	X	X	X	X	-	X	X	X	X
Erie	Tonawanda Police	X	X	X	-	X	-	X	-	X	X
Monroe	Monroe County Sheriff	X	X	X	X	X	X	X	X	X	X
Monroe	Rochester Police	X	X	X	X	X	X	X	X	X	X
Nassau	Nassau County Police	X	X	-	X	X	X	X	X	X	X
Nassau	Hempstead Police	X	X	X	-	-	-	-	X	X	-
New York City	New York City Police	X	X	X	X	X	X	-	X	X	X
Niagara	Niagara County Sheriff	X	X	X	-	-	-	-	-	-	-
Niagara	Niagara Falls Police	X	X	X	X	X	X	X	X	X	-
Onondaga	Onondaga County Sheriff	X	X	X	X	X	X	X	-	X	X
Onondaga	Syracuse Police	X	X	X	X	X	X	X	-	X	X
Oswego	Oswego County Sheriff	X	X	X	-	X	-	X	X	X	X
Rensselaer	Troy Police	X	X	-	-	-	-	X	-	X	X
Rockland	Clarkstown Police	X	X	X	X	-	-	X	X	X	X
Rockland	Ramapo Police	X	X	X	-	X	X	-	-	X	-
Schenectady	Schenectady Police	-	X	X	X	-	-	X	-	X	-
Suffolk	Suffolk County Police	X	X	X	X	X	X	X	X	X	X
Westchester	Westchester County Police	X	X	X	-	-	X	X	-	X	X
Westchester	Greenburgh Police	X	X	X	X	X	-	X	-	X	-
Westchester	Mt. Vernon Police	X	X	X	X	X	X	X	-	X	X
Westchester	New Rochelle Police	X	X	X	X	X	X	X	X	X	-
Westchester	White Plains Police	X	X	X	-	-	-	X	X	X	-
Westchester	Yonkers Police	-	-	X	-	-	-	-	-	-	-



Table 19a. - continued

Agencies maintaining computerized files pertaining to:

County	Name of agency	Alarms	Arrests	Calls for service	Crime analysis (linked)	Criminal history records	Driver's license records	Evidence	Field interviews	Incident reports	Inventory
<b>NORTH CAROLINA</b>											
Alamance	Burlington Police	X	X	X	X	X	-	X	X	X	-
Buncombe	Buncombe County Sheriff	-	X	X	X	X	X	X	X	X	X
Buncombe	Asheville Police	X	X	X	X	X	-	X	-	X	X
Cabarrus	Cabarrus County Sheriff	X	X	X	X	X	-	X	-	X	X
Cumberland	Cumberland County Sheriff	-	X	X	-	X	-	X	-	X	X
Cumberland	Fayetteville Police	X	X	X	X	X	X	X	X	X	X
Durham	Durham Police	-	X	X	-	X	-	-	-	X	-
Forsyth	Winston-Salem Police	X	X	X	X	X	X	X	X	X	X
Gaston	Gaston County Police	-	X	X	X	X	-	X	-	X	X
Gaston	Gastonia Police	X	X	X	X	X	-	-	X	X	-
Guilford	Guilford County Sheriff	X	X	X	X	X	-	X	X	X	X
Guilford	Greensboro Police	X	X	X	X	X	-	X	X	X	-
Guilford	High Point Police	X	X	X	X	X	-	X	X	X	X
Mecklenburg	Charlotte-Mecklenburg Police	X	X	X	X	X	-	X	X	-	-
Nash	Rocky Mount Police	X	X	X	X	X	-	X	X	X	X
New Hanover	Wilmington Police	-	X	X	-	-	-	X	-	-	-
Pitt	Greenville Police	X	X	X	X	X	X	X	-	X	X
Wake	Wake County Sheriff	-	-	-	-	-	-	-	-	-	-
Wake	Raleigh Police	X	X	X	X	-	-	X	-	X	-
<b>OHIO</b>											
Butler	Butler County Sheriff	-	X	-	-	-	-	X	-	-	-
Butler	Hamilton Police	X	X	X	X	X	X	X	X	X	X
Cuyahoga	Cleveland Police	X	X	X	X	X	X	X	-	X	-
Cuyahoga	Euclid Police	X	X	X	-	X	X	-	-	X	-
Franklin	Franklin County Sheriff	X	X	X	-	X	-	X	X	X	X
Franklin	Columbus Police	-	X	X	X	X	-	X	-	X	X
Hamilton	Hamilton County Sheriff	-	X	X	-	X	-	X	X	X	X
Hamilton	Cincinnati Police	X	X	X	-	-	X	-	X	X	-
Lorain	Lorain Police	X	X	X	-	X	X	X	-	X	X
Lucas	Toledo Police	X	X	X	-	X	X	-	X	X	-
Mahoning	Youngstown Police	-	X	X	-	X	-	-	-	-	-
Montgomery	Dayton Police	X	X	X	-	-	-	-	X	X	-
Stark	Canton Police	X	X	X	-	X	-	-	-	-	-
Summit	Akron Police	X	X	X	-	X	X	X	X	X	X
<b>OKLAHOMA</b>											
Cleveland	Norman Police	X	X	X	X	X	X	X	X	X	X
Comanche	Lawton Police	-	-	-	-	-	-	-	-	-	-
Oklahoma	Oklahoma County Sheriff	X	X	X	X	X	X	X	X	X	X
Oklahoma	Oklahoma City Police	X	X	X	X	X	X	X	X	X	X
Tulsa	Tulsa County Sheriff	-	X	X	X	X	X	X	X	X	X
Tulsa	Tulsa Police	X	X	X	-	-	-	-	X	X	X
<b>OREGON</b>											
Clackamas	Clackamas County Sheriff	X	X	X	X	X	-	X	X	X	-
Lane	Lane County Sheriff	X	X	X	X	X	X	-	X	X	-
Lane	Eugene Police	X	X	X	X	X	X	X	X	-	X
Linn	Linn County Sheriff	-	X	X	-	X	X	-	X	X	X
Marion	Salem Police	X	X	X	X	X	-	X	-	X	X
Multnomah	Portland Police	X	X	X	X	X	-	X	X	X	X
Washington	Washington County Sheriff	X	X	X	X	X	X	X	X	X	X
<b>PENNSYLVANIA</b>											
Allegheny	Allegheny County Police	X	X	-	-	X	X	-	-	-	-
Allegheny	Pittsburgh Police	X	X	X	X	X	X	X	X	X	X
Berks	Reading Police	X	X	X	-	-	-	X	-	-	-
Dauphin	Harrisburg Police	X	X	X	X	X	-	X	X	X	X
Delaware	Upper Darby Township Police	X	X	X	X	X	-	X	X	X	X
Erie	Erie Police	X	X	X	X	X	X	X	X	X	X
Lancaster	Lancaster Police	X	X	X	X	X	-	X	X	X	X
Lehigh	Allentown Police	X	X	X	X	X	X	X	X	X	X
Montgomery	Lower Merion Township Police	X	X	X	-	X	-	X	X	X	X
Northampton	Bethlehem Police	X	X	X	-	X	X	X	-	-	X
Philadelphia	Philadelphia Police	X	X	X	-	X	-	X	-	-	-
<b>RHODE ISLAND</b>											
Kent	Warwick Police	-	X	X	-	X	-	X	X	X	-
Providence	Cranston Police	X	X	X	-	-	-	-	-	X	-
Providence	Pawtucket Police	X	X	X	X	X	X	X	X	X	X
Providence	Providence Police	X	X	X	-	-	-	-	-	X	-
Providence	Woonsocket Police	-	X	X	-	-	-	-	-	-	-

Table 19a. - continued

Agencies maintaining computerized files pertaining to:

County	Name of agency	Alarms	Arrests	Calls for service	Crime analysis (linked)	Criminal history records	Driver's license records	Evidence	Field interviews	Incident reports	Inventory
<b>SOUTH CAROLINA</b>											
Anderson	Anderson County Sheriff	X	X	X	X	X	X	X	X	X	X
Beaufort	Beaufort County Sheriff	-	X	X	-	X	X	X	X	X	-
Charleston	Charleston County Sheriff	-	X	X	-	X	-	X	-	X	X
Charleston	Charleston Police	X	X	X	X	X	-	X	X	X	-
Greenville	Greenville County Sheriff	-	-	X	X	X	-	-	-	X	-
Greenville	Greenville Police	X	X	X	X	X	-	X	X	X	X
Horry	Horry County Police	-	X	X	-	X	-	X	-	X	X
Horry	Myrtle Beach Police	X	X	X	-	-	-	X	-	X	X
Richland	Richland County Sheriff	-	X	X	-	X	-	X	-	X	-
Richland	Columbia Police	-	-	X	-	X	X	-	-	X	X
Spartanburg	Spartanburg County Sheriff	-	-	-	-	-	-	X	-	X	-
Spartanburg	Spartanburg Police	-	X	-	-	-	-	-	-	-	-
<b>SOUTH DAKOTA</b>											
Minnehaha	Sioux Falls Police	X	X	X	X	X	X	X	X	X	X
<b>TENNESSEE</b>											
Davidson	Nashville Metropolitan Police	X	X	X	X	X	X	X	X	X	X
Hamilton	Hamilton County Sheriff	X	X	X	X	X	X	X	X	X	X
Hamilton	Chattanooga Police	X	X	X	-	X	-	X	X	-	X
Knox	Knox County Sheriff	-	-	X	-	X	-	-	-	-	-
Knox	Knoxville Police	-	X	X	X	X	X	X	X	X	X
Madison	Jackson Police	-	X	X	-	X	-	X	X	X	-
Montgomery	Clarksville Police	X	X	X	-	-	X	X	X	X	X
Rutherford	Murfreesboro Police	X	X	X	-	-	-	X	X	X	X
Shelby	Memphis Police	X	X	X	X	X	-	X	X	X	-
Sullivan	Sullivan County Sheriff	-	X	X	X	X	X	X	X	X	X
Washington	Johnson City Police	X	X	X	X	X	X	X	X	X	X
<b>TEXAS</b>											
Bell	Killeen Police	-	X	X	-	X	X	X	X	X	X
Bell	Temple Police	X	X	X	-	X	-	X	X	X	X
Bexar	Bexar County Sheriff	X	X	X	X	X	X	X	X	X	X
Bexar	San Antonio Police	-	X	X	X	X	-	X	X	X	X
Cameron	Brownsville Police	X	X	X	-	X	-	-	-	-	X
Cameron	Harlingen Police	X	X	X	-	X	-	X	-	X	X
Collin	Plano Police	X	X	-	-	-	-	X	-	X	-
Dallas	Carrollton Police	-	-	X	-	X	-	-	X	X	-
Dallas	Dallas Police	X	X	X	X	X	-	X	X	X	X
Dallas	Garland Police	X	X	X	X	X	X	X	X	X	X
Dallas	Grand Prairie Police	X	X	X	-	X	X	X	X	X	X
Dallas	Irving Police	-	X	X	X	X	-	-	X	X	-
Dallas	Mesquite Police	X	X	X	X	X	-	X	-	X	X
Dallas	Richardson Police	X	X	X	X	X	-	X	X	X	X
Denton	Denton Police	X	X	X	-	-	-	X	-	X	-
Ector	Odessa Police	X	-	X	-	-	-	X	X	X	-
El Paso	El Paso Police	X	X	X	X	X	X	X	X	X	X
Fort Bend	Fort Bend County Sheriff	-	X	X	X	X	X	X	X	X	X
Gregg	Longview Police	X	X	X	X	X	-	X	X	X	-
Harris	Harris County Sheriff	X	-	X	-	-	-	-	-	-	-
Harris	Baytown Police	X	X	X	X	X	X	X	X	X	X
Harris	Houston Police	X	X	X	-	X	-	X	X	X	X
Harris	Pasadena Police	X	X	X	X	X	-	-	X	X	-
Hidalgo	Hidalgo County Sheriff	-	-	-	-	-	-	-	-	-	-
Hidalgo	McAllen Police	X	X	X	-	X	-	X	X	X	X
Jefferson	Beaumont Police	X	X	X	X	X	X	X	X	X	X
Jefferson	Port Arthur Police	X	-	X	-	X	X	X	X	-	X
Lubbock	Lubbock Police	X	X	X	X	X	X	X	X	X	X
McLennan	Waco Police	X	X	X	X	-	-	X	X	X	X
Midland	Midland Police	X	X	X	-	X	-	X	X	X	X
Nueces	Corpus Christi Police	X	X	X	X	X	X	-	-	X	-
Potter	Amarillo Police	X	X	X	X	X	-	X	X	X	-
Smith	Tyler Police	-	X	X	X	-	-	X	X	X	-
Tarrant	Tarrant County Sheriff	X	X	X	-	X	-	X	X	-	X
Tarrant	Arlington Police	X	X	X	X	X	X	X	X	X	X
Tarrant	Fort Worth Police	X	X	X	X	-	-	-	X	X	X
Taylor	Abilene Police	X	X	X	X	X	X	X	-	X	X
Tom Green	San Angelo Police	X	X	X	X	X	-	X	X	X	X
Travis	Travis County Sheriff	X	X	X	-	X	-	-	-	X	X
Travis	Austin Police	X	X	X	X	X	-	X	X	X	X
Webb	Laredo Police	X	X	X	-	X	X	-	-	X	-
Wichita	Wichita Falls Police	X	X	X	X	X	-	-	X	X	-
Williamson	Williamson County Sheriff	X	X	X	X	X	-	X	X	X	X

**Table 19a. - continued**

Agencies maintaining computerized files pertaining to:

County	Name of agency	Alarms	Arrests	Calls for service	Crime analysis (linked)	Criminal history records	Driver's license records	Evidence	Field interviews	Incident reports	Inventory
<b>UTAH</b>											
Salt Lake	Salt Lake City Police	X	X	X	X	X	-	X	X	X	X
Salt Lake	West Valley City Police	-	X	X	-	X	-	X	X	X	-
Weber	Ogden Police	X	X	X	X	X	-	X	X	X	X
<b>VIRGINIA</b>											
Alexandria(city)	Alexandria Police	X	X	X	-	X	X	X	X	X	X
Arlington	Arlington County Police	-	X	X	X	X	X	X	X	X	X
Chesapeake(city)	Chesapeake Police	-	X	X	X	X	X	-	X	X	X
Chesterfield	Chesterfield County Police	X	X	X	-	X	-	X	X	X	X
Danville(city)	Danville Police	X	X	X	X	X	-	X	X	X	-
Fairfax	Fairfax County Police	X	X	X	X	X	-	X	-	X	X
Hampton(city)	Hampton Police	X	-	X	X	-	-	X	X	X	-
Hanover	Hanover County Sheriff	X	X	X	X	X	X	X	X	X	X
Henrico	Henrico County Police	X	X	X	X	X	-	X	X	X	X
Loudoun	Loudoun County Sheriff	X	X	X	X	X	-	X	X	X	X
Lynchburg(city)	Lynchburg Police	-	X	X	-	X	-	X	X	X	X
Newport News(city)	Newport News Police	-	X	X	X	X	-	X	X	X	X
Norfolk(city)	Norfolk Police	X	X	X	-	X	X	X	X	X	X
Petersburg(city)	Petersburg Police	X	X	X	X	X	X	X	X	X	X
Portsmouth(city)	Portsmouth Police	X	X	X	-	X	-	X	X	X	X
Prince William	Prince William County Police	X	X	X	X	X	X	X	X	X	X
Richmond(city)	Richmond Police	-	X	X	X	-	-	X	X	X	-
Roanoke(city)	Roanoke Police	-	X	X	X	X	-	X	X	X	X
Suffolk(city)	Suffolk Police	-	X	X	X	-	-	X	X	X	X
Virginia Beach(city)	Virginia Beach Police	X	X	X	-	X	X	X	X	X	X
<b>WASHINGTON</b>											
Clark	Clark County Sheriff	X	X	X	X	X	X	X	-	X	X
Clark	Vancouver Police	X	-	-	-	-	-	X	-	-	-
King	King County Sheriff	X	X	X	X	X	-	X	X	X	X
King	Bellevue Police	X	X	X	-	-	-	X	X	X	-
King	Kent Police	-	X	X	X	X	-	X	X	X	-
King	Seattle Police	X	X	X	X	X	-	X	X	X	X
Pierce	Pierce County Sheriff	X	X	X	-	X	-	X	X	X	X
Pierce	Tacoma Police	X	-	-	X	-	-	-	-	-	X
Snohomish	Snohomish County Sheriff	X	X	X	X	X	X	X	X	X	X
Snohomish	Everett Police	X	X	X	-	X	-	-	X	-	X
Spokane	Spokane County Sheriff	X	X	X	-	X	-	X	-	X	X
Spokane	Spokane Police	-	-	X	-	X	-	-	X	X	-
Thurston	Thurston County Sheriff	-	X	X	-	X	-	X	-	X	X
Yakima	Yakima Police	X	X	X	X	X	-	X	X	X	X
<b>WEST VIRGINIA</b>											
Cabell	Huntington Police	X	X	X	-	-	-	-	-	-	-
Kanawha	Charleston Police	X	X	X	X	-	-	X	X	X	X
<b>WISCONSIN</b>											
Brown	Brown County Sheriff	X	X	X	X	X	X	X	X	X	X
Brown	Green Bay Police	X	X	X	-	X	-	X	-	X	X
Dane	Dane County Sheriff	X	X	X	-	X	X	X	-	X	X
Dane	Madison Police	X	X	X	-	-	-	-	-	-	X
Kenosha	Kenosha Police	X	X	X	X	X	-	X	X	X	X
Milwaukee	Milwaukee County Sheriff	X	X	X	-	X	X	X	X	X	X
Milwaukee	Milwaukee Police	X	X	X	X	X	X	X	X	X	X
Milwaukee	West Allis Police	X	X	X	X	X	-	X	X	X	X
Outgamie	Appleton Police	X	X	X	X	X	X	X	X	X	-
Racine	Racine Police	-	X	X	-	X	-	-	-	-	-
Waukesha	Waukesha County Sheriff	-	X	X	-	X	-	-	-	X	-

Note: Codes for the table are as follows:

"X"=Agency maintains that type of information in a computerized format.

"-"=Agency does not maintain that type of information in a computerized format.

**Table 20a. Additional types of computerized files maintained by local law enforcement agencies, 1997**

County	Name of agency	Agencies maintaining computerized files pertaining to:									
		Payroll	Personnel	Stolen property	Summonses	Traffic accidents	Traffic citations	Uniform Crime Reports NIBRS*	Crime Reports Summary	Vehicle registration	Warrants
<b>ALABAMA</b>											
Etowah	Gadsden Police	-	X	X	X	X	X	X	X	X	X
Houston	Dothan Police	X	X	X	-	X	-	X	X	-	X
Jefferson	Jefferson County Sheriff	X	-	-	-	X	-	-	-	-	X
Jefferson	Bessemer Police	X	X	X	-	X	X	X	X	X	X
Jefferson	Birmingham Police	X	X	-	-	X	-	X	-	-	-
Jefferson	Hoover Police	-	X	X	-	X	-	X	X	-	X
Madison	Huntsville Police	-	X	X	-	X	X	-	X	-	X
Mobile	Mobile County Sheriff	X	X	X	-	-	-	X	X	-	X
Mobile	Mobile Police	X	X	X	-	X	X	X	X	X	X
Montgomery	Montgomery County Sheriff	X	X	-	-	-	-	X	X	-	X
Montgomery	Montgomery Police	X	X	X	-	X	X	X	-	X	X
Morgan	Decatur Police	-	-	-	-	-	-	-	-	-	X
Tuscaloosa	Tuscaloosa Police	X	X	X	-	-	-	X	X	-	X
<b>ALASKA</b>											
Anchorage	Anchorage Police	X	X	X	-	-	X	X	X	-	X
<b>ARIZONA</b>											
Maricopa	Maricopa County Sheriff	X	X	-	X	-	-	-	-	-	X
Maricopa	Chandler Police	X	-	X	-	-	X	X	X	-	X
Maricopa	Glendale Police	X	X	X	X	X	X	X	X	X	X
Maricopa	Mesa Police	-	-	X	-	-	-	X	X	-	-
Maricopa	Phoenix Police	X	X	X	-	X	X	X	X	X	X
Maricopa	Scottsdale Police	X	X	X	-	X	X	X	X	-	X
Maricopa	Tempe Police	X	X	X	X	X	X	X	X	X	X
Pima	Pima County Sheriff	X	X	X	-	X	X	X	X	-	X
Pima	Tucson Police	-	X	X	X	X	-	-	X	-	X
Pinal	Pinal County Sheriff	-	-	X	-	X	-	X	X	X	X
Yuma	Yuma Police	-	-	X	-	X	X	-	X	-	X
<b>ARKANSAS</b>											
Jefferson	Pine Bluff Police	X	X	X	X	X	X	X	X	-	X
Pulaski	Pulaski County Sheriff	X	X	X	-	X	X	X	X	-	X
Pulaski	Little Rock Police	X	X	X	X	X	-	-	X	X	-
Pulaski	North Little Rock Police	X	-	X	X	X	X	X	X	X	X
Sebastian	Fort Smith Police	X	X	X	X	X	X	-	-	X	X
<b>CALIFORNIA</b>											
Alameda	Alameda County Sheriff	X	X	X	-	-	X	X	X	X	X
Alameda	Alameda Police	X	X	X	-	X	X	X	X	X	X
Alameda	Berkeley Police	X	X	X	-	X	X	X	X	X	X
Alameda	Fremont Police	-	X	X	-	X	X	X	X	-	-
Alameda	Hayward Police	-	X	X	-	X	-	X	-	-	-
Alameda	Oakland Police	X	X	X	X	-	X	X	X	X	X
Contra Costa	Contra Costa County Sheriff	-	-	X	-	-	-	-	-	-	X
Contra Costa	Concord Police	-	-	-	-	-	-	-	-	-	-
Contra Costa	Richmond Police	-	-	X	X	X	-	X	X	X	X
El Dorado	El Dorado County Sheriff	X	X	-	X	-	X	X	X	-	X
Fresno	Fresno County Sheriff	X	X	X	-	X	X	X	X	X	X
Fresno	Fresno Police	X	X	X	-	-	X	X	X	-	X
Kern	Kern County Sheriff	X	X	X	X	-	-	X	X	-	X
Kern	Bakersfield Police	X	X	X	X	X	X	X	X	X	X
Los Angeles	Los Angeles County Sheriff	X	X	-	-	-	-	-	X	-	X
Los Angeles	Beverly Hills Police	X	X	-	-	X	X	-	-	-	X
Los Angeles	Burbank Police	-	X	-	-	X	X	X	X	-	-
Los Angeles	Compton Police	-	X	X	-	X	X	-	X	X	X
Los Angeles	Culver City Police	X	X	-	-	-	X	X	X	-	X
Los Angeles	Downey Police	X	X	-	-	X	X	X	X	-	-
Los Angeles	El Monte Police	X	-	X	-	X	X	X	X	-	X
Los Angeles	Glendale Police	X	X	X	-	X	-	X	X	-	X
Los Angeles	Inglewood Police	-	-	-	-	X	X	-	X	-	-
Los Angeles	Long Beach Police	X	X	X	-	X	X	X	X	X	X
Los Angeles	Los Angeles Police	-	X	X	-	X	X	-	X	-	X
Los Angeles	Pasadena Police	X	X	X	-	X	X	-	-	X	X
Los Angeles	Pomona Police	X	X	X	-	-	-	-	-	-	-
Los Angeles	Santa Monica Police	X	X	-	-	X	X	-	X	-	-
Los Angeles	Torrance Police	X	X	X	X	X	X	-	-	X	X
Los Angeles	West Covina Police	X	X	X	X	X	X	X	X	X	X
Los Angeles	Whittier Police	-	-	X	-	-	X	-	X	-	-
Marin	Marin County Sheriff	X	X	X	X	-	X	X	X	-	X
Monterey	Monterey County Sheriff	X	X	X	X	-	-	X	X	-	X
Monterey	Salinas Police	-	-	-	-	X	X	X	X	-	-
Orange	Orange County Sheriff-Coroner	X	X	-	-	-	-	-	X	-	X
Orange	Anaheim Police	X	X	-	-	X	X	X	-	-	-
Orange	Costa Mesa Police	-	X	X	X	X	X	-	-	X	X
Orange	Fullerton Police	-	-	X	-	X	X	X	X	X	X
Orange	Garden Grove Police	-	-	-	-	X	X	X	X	-	-
Orange	Huntington Beach Police	X	X	X	-	X	X	X	X	X	X

Table 20a. - continued

Agencies maintaining computerized files pertaining to:

County	Name of agency	Payroll	Personnel	Stolen property	Summonses	Traffic accidents	Traffic citations	Uniform Crime Reports		Vehicle registration	Warrants
								NIBRS*	Summary		
<b>CALIFORNIA (cont.)</b>											
Orange	Irvine Police	X	X	X	-	X	X	-	X	-	X
Orange	Newport Beach Police	X	X	X	X	X	X	X	X	X	X
Orange	Orange Police	X	X	X	-	X	-	X	X	-	-
Orange	Santa Ana Police	X	X	X	X	-	X	X	-	-	X
Placer	Placer County Sheriff	X	X	X	-	X	-	X	X	-	X
Riverside	Riverside County Sheriff	X	X	X	-	-	-	-	X	-	X
Riverside	Corona Police	-	X	X	-	X	X	X	X	-	-
Riverside	Riverside Police	X	X	X	-	X	X	X	X	-	X
Sacramento	Sacramento County Sheriff	X	X	-	-	-	-	X	X	-	X
Sacramento	Sacramento Police	-	X	X	-	X	X	-	X	-	-
San Bernardino	San Bernardino County Sheriff	X	X	X	-	-	-	-	-	-	-
San Bernardino	Fontana Police	X	X	X	-	X	X	X	X	X	X
San Bernardino	Ontario Police	-	X	-	-	-	-	-	-	-	-
San Bernardino	Rialto Police	X	X	X	-	-	-	-	X	-	-
San Bernardino	San Bernardino Police	X	X	X	-	X	X	X	X	-	-
San Diego	San Diego County Sheriff	X	X	X	X	X	X	-	-	-	-
San Diego	Chula Vista Police	X	X	X	-	X	X	X	X	-	-
San Diego	El Cajon Police	-	X	-	-	-	-	-	-	-	-
San Diego	Escondido Police	X	X	-	-	-	-	-	-	-	-
San Diego	Oceanside Police	X	X	X	X	X	X	X	X	X	X
San Diego	San Diego Police	X	X	-	X	-	-	-	-	-	-
San Francisco	San Francisco Police	X	X	X	-	X	X	-	-	-	X
San Joaquin	San Joaquin County Sheriff	X	X	X	-	-	X	X	X	-	X
San Joaquin	Stockton Police	X	X	X	-	X	X	X	X	X	X
San Luis Obispo	San Luis Obispo County Sheriff	-	X	-	-	-	-	-	-	-	X
San Mateo	San Mateo County Sheriff	X	X	X	X	X	X	X	X	X	X
San Mateo	Daly City Police	X	X	-	-	X	-	X	X	-	X
San Mateo	San Mateo Police	X	X	-	-	X	-	X	X	-	X
Santa Barbara	Santa Barbara County Sheriff	-	X	X	-	X	X	X	X	-	X
Santa Barbara	Santa Barbara Police	X	X	X	X	X	X	X	X	X	X
Santa Clara	Santa Clara County Sheriff	X	X	-	X	X	X	X	X	-	X
Santa Clara	San Jose Police	X	X	X	-	X	X	X	X	X	X
Santa Clara	Santa Clara Police	X	-	X	-	X	X	X	X	X	X
Santa Clara	Sunnyvale Police	X	X	X	-	X	X	X	X	-	-
Santa Cruz	Santa Cruz County Sheriff	X	-	X	X	-	-	-	X	X	X
Shasta	Shasta County Sheriff	-	X	X	-	X	X	-	X	-	X
Solano	Vallejo Police	X	-	X	-	X	X	-	X	X	-
Sonoma	Sonoma County Sheriff-Coroner	X	X	X	X	-	-	-	-	-	X
Sonoma	Santa Rosa Police	X	X	X	-	X	X	X	X	X	X
Stanislaus	Stanislaus County Sheriff	X	X	-	X	-	-	-	-	-	X
Stanislaus	Modesto Police	X	X	X	X	X	X	X	X	-	X
Tulare	Tulare County Sheriff	X	X	X	X	-	-	X	X	X	X
Ventura	Ventura County Sheriff	X	X	X	X	X	X	X	X	-	X
Ventura	Simi Valley Police	X	X	X	-	X	X	X	X	X	X
Ventura	Ventura Police	X	-	-	-	X	X	X	X	-	-
<b>COLORADO</b>											
Adams	Adams County Sheriff	X	X	X	X	-	X	X	X	-	X
Adams	Westminster Police	-	-	X	X	X	X	X	-	-	X
Arapahoe	Aurora Police	X	X	X	-	X	-	X	X	-	X
Boulder	Boulder County Sheriff	X	X	X	X	X	X	-	X	X	X
Boulder	Boulder Police	X	X	-	X	X	X	-	X	X	X
Denver	Denver Police	-	-	-	-	-	-	-	X	-	X
Douglas	Douglas County Sheriff	-	X	X	X	X	X	X	X	-	X
El Paso	El Paso County Sheriff	X	X	X	X	-	X	-	X	-	X
El Paso	Colorado Springs Police	X	X	X	X	X	X	X	X	-	X
Jefferson	Jefferson County Sheriff	X	-	X	X	X	X	X	X	-	X
Jefferson	Arvada Police	X	X	-	X	X	X	X	X	-	X
Jefferson	Lakewood Police	-	-	-	-	-	-	-	-	-	-
Larimer	Larimer County Sheriff	X	X	-	X	X	X	X	X	-	X
Larimer	Fort Collins Police	-	-	X	X	X	X	X	X	-	X
Pueblo	Pueblo Police	X	X	X	-	X	X	X	X	-	X
<b>CONNECTICUT</b>											
Fairfield	Bridgeport Police	X	X	-	-	-	X	-	X	-	X
Fairfield	Danbury Police	-	X	X	X	X	X	-	X	X	X
Fairfield	Greenwich Police	X	X	X	X	X	X	X	X	-	X
Fairfield	Norwalk Police	X	X	X	-	-	-	-	X	X	X
Fairfield	Stamford Police	X	-	X	X	X	X	X	X	-	-
Hartford	Bristol Police	X	X	X	-	X	X	X	-	-	X
Hartford	East Hartford Police	X	X	X	X	X	X	-	X	-	X
Hartford	Hartford Police	X	X	X	-	X	-	-	X	X	X
Hartford	Manchester Police	X	X	X	-	-	-	X	X	-	X
Hartford	New Britain Police	-	-	-	-	-	-	X	X	-	X
New Haven	Meriden Police	X	-	X	X	X	X	-	X	-	X
New Haven	Milford Police	X	X	X	X	-	X	X	X	-	X
New Haven	New Haven Police	X	X	X	X	X	X	X	X	X	X
New Haven	Waterbury Police	-	-	X	-	-	-	-	X	-	X
New Haven	West Haven Police	-	X	-	-	-	-	-	-	-	-

Table 20a. - continued

Agencies maintaining computerized files pertaining to:

County	Name of agency	Payroll	Personnel	Stolen property	Summonses	Traffic accidents	Traffic citations	Uniform Crime Reports		Vehicle registration	Warrants
								NIBRS*	Summary		
<b>DELAWARE</b>											
New Castle	New Castle County Police	X	X	X	X	X	X	-	-	-	X
New Castle	Wilmington Police	-	X	X	-	X	-	-	-	-	X
<b>DISTRICT OF COLUMBIA</b>											
Washington, DC	Washington Metropolitan Police	X	X	X	-	-	-	-	X	X	X
<b>FLORIDA</b>											
Alachua	Alachua County Sheriff	X	X	-	X	X	-	X	X	-	X
Alachua	Gainesville Police	-	X	-	-	X	X	-	X	-	-
Bay	Bay County Sheriff	X	X	X	X	X	X	X	X	X	X
Brevard	Brevard County Sheriff	X	X	X	X	X	X	X	X	-	X
Brevard	Melbourne Police	X	X	X	X	X	X	X	X	-	-
Brevard	Palm Bay Police	-	-	-	-	-	-	X	-	-	-
Broward	Broward County Sheriff	X	X	X	-	X	X	-	X	-	X
Broward	Coral Springs Police	X	X	-	-	X	X	X	X	-	-
Broward	Davie Police	X	X	X	X	X	-	-	X	-	-
Broward	Fort Lauderdale Police	X	-	X	-	-	-	-	X	-	-
Broward	Hollywood Police	X	X	X	-	X	X	X	X	-	X
Broward	Margate Police	-	X	X	-	X	X	X	-	-	-
Broward	Miramar Police	-	-	X	-	X	X	X	X	-	-
Broward	Pembroke Pines Police	X	X	X	X	X	X	X	X	-	X
Broward	Plantation Police	X	X	X	X	X	X	X	X	X	X
Broward	Pompano Beach Police	-	-	X	-	X	-	-	-	X	-
Broward	Sunrise Police	-	X	X	-	-	-	-	-	X	X
Charlotte	Charlotte County Sheriff	X	X	X	X	-	X	-	X	X	X
Citrus	Citrus County Sheriff	X	X	X	X	X	X	X	X	-	X
Clay	Clay County Sheriff	X	X	X	X	X	X	X	X	-	X
Collier	Collier County Sheriff	X	X	-	-	-	-	-	X	-	X
Dade	Metro-Dade Police	X	X	X	X	X	X	X	X	X	X
Dade	Coral Gables Police	X	X	-	-	X	-	X	X	-	-
Dade	Hialeah Police	X	-	-	X	-	-	-	-	-	-
Dade	Miami Police	X	X	X	-	X	-	X	X	X	-
Dade	Miami Beach Police	X	X	X	-	X	-	-	-	-	-
Duval	Jacksonville Sheriff	X	X	X	X	X	X	-	X	-	X
Escambia	Escambia County Sheriff	X	X	X	X	-	X	X	X	X	X
Escambia	Pensacola Police	-	-	X	-	X	X	-	X	-	X
Hernando	Hernando County Sheriff	X	X	-	-	X	-	-	X	-	X
Hillsborough	Hillsborough County Sheriff	X	X	X	X	X	X	X	X	-	X
Hillsborough	Tampa Police	X	X	X	-	X	-	-	-	-	-
Indian River	Indian River County Sheriff	X	X	X	X	X	X	X	X	X	X
Lake	Lake County Sheriff	X	X	X	X	X	-	X	-	-	X
Lee	Lee County Sheriff	X	X	X	X	X	X	X	X	X	X
Lee	Cape Coral Police	X	X	X	X	X	X	-	X	-	-
Lee	Fort Myers Police	-	X	X	-	X	X	X	X	-	-
Leon	Leon County Sheriff	X	-	X	X	-	-	X	X	-	X
Leon	Tallahassee Police	X	X	X	-	X	X	X	X	X	-
Manatee	Manatee County Sheriff	X	X	X	X	X	X	X	X	X	X
Marion	Marion County Sheriff	X	X	X	-	-	X	X	X	-	X
Marion	Ocala Police	-	X	X	-	-	X	X	X	-	-
Martin	Martin County Sheriff	X	X	X	X	X	X	-	-	X	X
Monroe	Monroe County Sheriff	X	X	X	-	X	X	-	X	-	X
Okaloosa	Okaloosa County Sheriff	X	X	X	X	-	-	-	X	-	X
Orange	Orange County Sheriff	X	X	X	-	-	X	-	X	-	X
Orange	Orlando Police	X	X	X	X	X	X	-	X	-	-
Osceola	Osceola County Sheriff	X	X	X	X	X	X	X	X	X	X
Palm Beach	Palm Beach County Sheriff	X	X	X	X	X	X	X	X	X	X
Palm Beach	Boca Raton Police	X	X	X	-	X	X	X	X	X	X
Palm Beach	Boynton Beach Police	-	-	-	-	-	-	X	X	-	-
Palm Beach	Delray Beach Police	-	-	X	-	X	-	X	-	-	X
Palm Beach	West Palm Beach Police	X	X	-	-	X	-	X	X	-	-
Pasco	Pasco County Sheriff	X	X	X	X	-	X	-	X	-	X
Pinellas	Pinellas County Sheriff	X	X	X	X	X	X	X	X	X	X
Pinellas	Clearwater Police	X	X	X	-	X	X	X	X	X	X
Pinellas	Largo Police	X	X	X	-	X	X	-	X	-	-
Pinellas	St. Petersburg Police	X	X	X	X	X	X	X	X	X	X
Polk	Polk County Sheriff	X	X	X	-	X	X	-	-	-	X
Polk	Lakeland Police	X	X	X	X	-	-	X	X	X	X
St. John	St. John County Sheriff	X	X	-	-	-	-	-	-	-	X
St. Lucie	St. Lucie County Sheriff	X	X	X	X	X	X	X	X	-	X
St. Lucie	Fort Pierce Police	X	X	X	-	X	X	X	X	X	-
St. Lucie	Port St. Lucie Police	-	X	X	X	X	X	X	X	-	-
Santa Rosa	Santa Rosa County Sheriff	X	X	X	X	X	X	X	X	X	X
Sarasota	Sarasota County Sheriff	X	X	X	X	X	-	-	X	-	X
Sarasota	Sarasota Police	X	X	X	X	X	X	X	X	-	-
Seminole	Seminole County Sheriff	X	X	X	X	X	X	X	X	X	X
Volusia	Volusia County Sheriff	X	X	X	X	-	X	-	X	-	X
Volusia	Daytona Beach Police	X	X	X	-	X	X	X	X	-	-

Table 20a. - continued

Agencies maintaining computerized files pertaining to:

County	Name of agency	Payroll	Personnel	Stolen property	Summonses	Traffic accidents	Traffic citations	Uniform Crime Reports		Vehicle registration	Warrants
								NIBRS*	Summary		
<b>GEORGIA</b>											
Bibb	Bibb County Sheriff	X	X	X	-	X	-	-	-	X	X
Bibb	Macon Police	X	X	X	X	X	X	X	X	X	X
Chatham	Chatham County Police	X	X	X	-	X	X	X	X	X	X
Chatham	Savannah Police	X	X	X	-	X	-	X	X	-	X
Cherokee	Cherokee County Sheriff	X	X	X	X	X	X	X	X	-	X
Clarke	Athens-Clarke County Police	X	X	X	-	X	X	X	X	-	-
Clayton	Clayton County Police	X	X	X	-	X	X	-	X	-	X
Cobb	Cobb County Police	X	X	X	-	X	X	-	X	-	-
Cobb	Cobb County Sheriff	-	X	-	-	-	-	-	X	-	X
Cobb	Marietta Police	X	X	X	-	X	X	X	X	-	X
Columbia	Columbia County Sheriff	X	X	X	X	X	X	-	X	X	X
De Kalb	De Kalb County Police	X	X	X	-	X	-	X	X	-	X
Dougherty	Albany Police	X	X	X	-	-	X	X	X	X	X
Douglas	Douglas County Sheriff	-	X	-	-	-	-	-	-	-	X
Fulton	Fulton County Police	X	X	X	-	X	X	X	X	-	X
Fulton	Atlanta Police	-	X	X	-	X	-	-	X	-	X
Fulton	East Point Police	-	-	X	-	X	X	X	X	-	X
Gwinnett	Gwinnett County Police	X	X	X	-	X	X	X	X	-	-
Hall	Hall County Sheriff	X	X	X	X	X	X	X	X	-	X
Muscogee	Columbus Police	X	X	X	X	X	X	X	X	X	X
Richmond	Augusta-Richmond Co. Sheriff	X	X	X	X	X	X	-	X	-	X
<b>HAWAII</b>											
Hawaii	Hawaii County Police	X	X	X	X	X	X	-	-	X	X
Honolulu	Honolulu Police	X	X	X	X	X	-	X	X	-	X
Kauai	Kauai County Police	-	-	-	-	-	X	-	-	-	X
Maui	Maui County Police	-	X	X	-	X	-	-	X	-	X
<b>IDAHO</b>											
Ada	Ada County Sheriff	X	X	X	X	X	X	X	X	X	X
Ada	Boise Police	X	X	X	-	X	X	X	X	-	-
<b>ILLINOIS</b>											
Champaign	Champaign Police	X	X	X	X	X	X	X	-	-	X
Cook	Cook County Sheriff	-	X	X	-	-	-	-	-	-	X
Cook	Arlington Heights Police	X	X	X	-	X	X	X	X	X	X
Cook	Chicago Police	X	X	X	-	X	-	-	X	-	X
Cook	Cicero Police	-	-	X	-	X	X	X	X	-	X
Cook	Evanston Police	X	X	X	-	X	X	-	-	-	X
Cook	Oak Lawn Police	-	-	-	-	X	-	X	X	-	X
Cook	Oak Park Police	-	-	X	-	X	X	X	X	-	X
Cook	Schaumburg Police	-	-	-	-	-	-	-	-	-	-
Cook	Skokie Police	-	-	X	-	X	X	-	-	-	X
Du Page	Naperville Police	-	X	X	-	X	X	-	-	-	-
Kane	Aurora Police	-	X	X	-	X	X	-	X	-	X
Kane	Elgin Police	X	-	X	X	X	X	X	X	-	X
Lake	Lake County Sheriff	X	X	X	X	X	X	X	X	-	X
Lake	Waukegan Police	-	X	X	-	X	X	X	X	-	X
Macon	Decatur Police	X	X	X	-	-	X	-	-	-	X
Peoria	Peoria Police	X	X	X	-	X	X	X	X	-	-
Sangamon	Springfield Police	X	X	X	-	X	X	X	X	X	X
Will	Will County Sheriff	X	X	X	X	X	X	X	X	-	X
Will	Joliet Police	-	-	X	-	X	-	-	X	-	-
Winnebago	Winnebago County Sheriff	X	X	X	-	X	-	-	X	-	X
Winnebago	Rockford Police	X	X	X	-	X	X	-	X	X	X
<b>INDIANA</b>											
Allen	Fort Wayne Police	X	X	X	X	X	X	X	X	-	-
Delaware	Muncie Police	X	X	X	-	-	-	-	-	-	X
Elkhart	Elkhart Police	X	X	X	X	X	X	X	X	-	X
Howard	Kokomo Police	X	X	X	-	X	X	X	X	-	X
Lake	Lake County Sheriff	X	X	-	X	-	-	-	-	-	X
Lake	East Chicago Police	X	X	X	-	X	X	X	X	-	-
Lake	Gary Police	X	X	X	-	X	-	-	X	-	-
Lake	Hammond Police	X	X	X	X	X	X	X	X	X	X
Madison	Anderson Police	X	X	X	-	X	X	-	X	-	X
Marion	Marion County Sheriff	X	X	X	X	X	X	-	-	X	X
Marion	Indianapolis Police	X	X	X	-	X	-	X	X	-	-
St. Joseph	South Bend Police	X	X	X	X	X	X	X	X	X	-
Vanderburgh	Vanderburgh County Sheriff	X	X	X	-	X	X	X	X	X	X
Vanderburgh	Evansville Police	X	X	X	-	X	X	X	X	-	-
Vigo	Terre Haute Police	-	X	X	-	X	X	-	X	-	X

**Table 20a. - continued**

Agencies maintaining computerized files pertaining to:

County	Name of agency	Payroll	Personnel	Stolen property	Summonses	Traffic accidents	Traffic citations	Uniform Crime Reports		Vehicle registration	Warrants
								NIBRS*	Summary		
<b>IOWA</b>											
Black Hawk	Waterloo Police	-	X	X	X	X	X	X	-	-	-
Linn	Cedar Rapids Police	X	X	X	-	X	X	-	-	-	X
Polk	Des Moines Police	-	X	X	X	X	-	X	-	-	X
Scott	Davenport Police	X	X	X	X	X	X	X	X	-	X
Woodbury	Sioux City Police	X	X	X	X	X	X	X	-	-	X
<b>KANSAS</b>											
Douglas	Lawrence Police	-	-	X	-	X	-	-	-	-	X
Johnson	Johnson County Sheriff	X	X	X	X	X	X	X	X	-	X
Johnson	Olathe Police	-	-	X	X	X	X	-	-	-	X
Johnson	Overland Park Police	X	X	X	X	X	X	X	X	X	X
Sedgwick	Sedgwick County Sheriff	X	X	-	-	-	-	X	X	-	X
Sedgwick	Wichita Police	X	X	X	-	X	-	X	X	-	-
Shawnee	Shawnee County Sheriff	X	X	X	X	X	X	X	X	-	X
Shawnee	Topeka Police	X	X	X	-	X	-	X	X	-	X
Wyandotte	Kansas City Police	X	X	-	-	-	-	-	-	-	-
<b>KENTUCKY</b>											
Fayette	Lexington-Fayette County Police	X	X	X	-	X	X	-	X	-	-
Jefferson	Jefferson County Police	X	X	X	-	X	-	X	X	-	X
Jefferson	Jefferson County Sheriff	X	X	X	X	-	X	-	-	X	X
Jefferson	Louisville Police	-	-	-	-	X	-	-	X	-	-
Kenton	Covington Police	-	-	-	-	-	-	-	X	-	-
<b>LOUISIANA</b>											
Ascension	Ascension Parish Sheriff	X	X	X	X	X	X	X	X	-	X
Bossier	Bossier Police	X	X	X	X	X	X	X	X	X	X
Caddo	Caddo Parish Sheriff	X	X	X	X	X	X	X	X	X	X
Caddo	Shreveport Police	X	X	-	X	X	X	-	X	-	X
Calcasieu	Calcasieu Parish Sheriff	X	X	X	X	X	X	X	X	-	X
Calcasieu	Lake Charles Police	X	X	X	X	X	X	-	X	X	X
E. Baton Rouge	E. Baton Rouge Parish Sheriff	X	X	X	X	X	X	X	X	X	X
E. Baton Rouge	Baton Rouge Police	X	X	X	X	-	-	X	X	-	X
Jefferson	Kenner Police	X	X	X	-	X	X	X	X	-	X
Lafayette	Lafayette Parish Sheriff	X	X	X	X	-	X	X	X	X	X
Lafourche	Lafourche Parish Sheriff	X	X	X	-	-	X	X	X	-	X
Orleans	New Orleans Police	X	X	X	-	-	-	-	X	X	X
Ouachita	Ouachita Parish Sheriff	X	X	X	-	X	X	X	X	X	X
Ouachita	Monroe Police	X	X	X	X	X	X	-	X	-	X
Rapides	Alexandria Police	-	X	X	-	X	-	X	X	-	X
St. Bernard	St. Bernard Parish Sheriff	X	X	X	-	-	-	-	-	X	X
St. Charles	St. Charles Parish Sheriff	X	X	X	X	X	X	X	-	-	X
St. John the Baptist	St. John the Baptist Sheriff	X	X	X	-	-	-	X	X	-	X
St. Landry	St. Landry Parish Sheriff	X	X	X	-	-	X	-	X	-	X
St. Tammany	St. Tammany Parish Sheriff	X	X	-	-	X	X	-	-	-	X
Terrebonne	Terrebonne Parish Sheriff	X	X	X	-	-	-	X	-	-	X
<b>MARYLAND</b>											
Anne Arundel	Anne Arundel County Police	-	-	X	X	X	X	-	X	X	X
Anne Arundel	Annapolis Police	-	-	-	-	X	X	-	X	-	X
Baltimore(city)	Baltimore Police	X	X	X	-	X	X	X	X	X	X
Baltimore	Baltimore County Police	X	X	X	X	X	X	-	X	-	X
Charles	Charles County Sheriff	-	X	X	X	X	X	-	X	X	X
Harford	Harford County Sheriff	X	X	X	X	X	X	X	X	X	X
Howard	Howard County Police	X	X	X	X	X	X	-	X	-	X
Montgomery	Montgomery County Police	X	-	X	-	-	-	X	X	-	X
Prince George's	Prince George's County Police	X	X	X	-	-	-	-	-	-	-
<b>MASSACHUSETTS</b>											
Bristol	Fall River Police	-	X	-	-	-	-	-	-	-	-
Bristol	New Bedford Police	X	X	X	X	-	X	X	X	-	-
Essex	Lawrence Police	-	-	X	-	X	-	X	-	-	-
Essex	Lynn Police	X	X	X	-	X	X	X	X	-	X
Hampden	Chicopee Police	X	X	X	X	X	X	X	X	X	X
Hampden	Holyoke Police	X	X	X	-	X	X	X	X	-	X
Hampden	Springfield Police	X	X	X	-	X	X	X	-	-	X
Middlesex	Cambridge Police	X	X	X	-	X	X	-	X	-	-
Middlesex	Framingham Police	X	X	X	-	X	X	-	-	-	X
Middlesex	Lowell Police	X	X	X	-	X	X	X	X	X	X
Middlesex	Malden Police	X	X	-	-	X	X	-	X	-	-
Middlesex	Medford Police	X	-	-	-	X	X	X	X	-	-
Middlesex	Newton Police	X	X	X	-	-	X	-	-	-	-
Middlesex	Somerville Police	X	X	-	-	X	X	X	-	-	-
Middlesex	Waltham Police	X	X	X	X	X	X	X	X	-	X



Table 20a. - continued

Agencies maintaining computerized files pertaining to:

County	Name of agency	Payroll	Personnel	Stolen property	Summonses	Traffic accidents	Traffic citations	Uniform Crime Reports		Vehicle registration	Warrants
								NIBRS*	Summary		
<b>MASSACHUSETTS (cont.)</b>											
Norfolk	Brookline Police	X	X	-	-	X	-	-	-	-	-
Norfolk	Quincy Police	X	X	X	X	X	X	X	-	X	X
Plymouth	Brockton Police	X	X	X	X	X	X	X	X	-	X
Suffolk	Boston Police	X	X	X	-	-	-	-	X	-	X
Suffolk	Revere Police	X	X	X	-	-	X	-	X	-	X
Worcester	Worcester Police	X	X	X	-	X	X	X	-	X	X
<b>MICHIGAN</b>											
Calhoun	Battle Creek Police	X	X	X	X	X	X	X	X	-	X
Genesee	Flint Police	X	X	X	-	X	X	-	X	-	X
Ingham	Lansing Police	X	X	X	-	X	X	X	X	-	X
Kalamazoo	Kalamazoo Police	-	X	X	-	-	-	X	X	-	X
Kent	Kent County Sheriff	-	-	X	-	X	X	X	-	-	X
Kent	Grand Rapids Police	-	-	-	-	-	-	-	-	X	-
Macomb	Macomb County Sheriff	X	X	-	-	-	X	-	X	-	X
Macomb	Sterling Heights Police	X	X	X	-	X	X	X	-	-	X
Macomb	Warren Police	-	X	X	-	X	-	X	X	-	X
Oakland	Oakland County Sheriff	X	-	X	X	X	X	X	-	-	X
Oakland	Farmington Hills Police	-	-	X	-	X	X	-	-	X	X
Oakland	Pontiac Police	-	X	X	-	X	X	X	X	-	-
Oakland	Southfield Police	X	X	X	X	X	-	X	X	X	X
Oakland	Troy Police	-	X	-	X	X	X	X	-	-	-
Saginaw	Saginaw Police	X	-	-	-	-	-	-	X	-	X
Washtenaw	Washtenaw County Sheriff	X	X	X	-	X	X	X	X	X	X
Washtenaw	Ann Arbor Police	-	-	X	-	X	-	X	-	-	-
Wayne	Wayne County Sheriff	X	X	X	X	X	X	-	-	-	X
Wayne	Dearborn Police	X	-	-	-	-	-	-	-	-	-
Wayne	Detroit Police	X	X	X	-	-	-	X	X	X	X
Wayne	Livonia Police	-	X	X	-	X	X	-	-	X	X
Wayne	Taylor Police	X	X	X	-	X	-	-	X	-	-
Wayne	Westland Police	-	X	X	-	X	X	-	X	-	-
<b>MINNESOTA</b>											
Hennepin	Bloomington Police	X	X	X	X	X	X	X	X	X	X
Hennepin	Minneapolis Police	X	X	X	X	X	X	X	X	X	X
Ramsey	Ramsey County Sheriff	X	X	X	-	X	X	X	X	X	X
Ramsey	St. Paul Police	-	-	-	-	-	-	-	-	-	-
St. Louis	Duluth Police	-	-	X	-	X	X	-	X	X	X
<b>MISSISSIPPI</b>											
Forrest	Hattiesburg Police	X	X	X	X	X	X	X	X	-	X
Harrison	Biloxi Police	X	X	X	-	X	X	-	X	-	X
Harrison	Gulfport Police	X	X	X	-	X	-	X	X	X	X
Hinds	Jackson Police	X	X	X	-	X	X	-	X	-	X
Jackson	Jackson County Sheriff	-	X	X	-	-	-	X	-	-	-
<b>MISSOURI</b>											
Boone	Columbia Police	-	X	X	X	X	X	X	X	-	X
Buchanan	St. Joseph Police	X	X	X	X	X	X	X	X	X	X
Greene	Springfield Police	-	X	X	-	X	-	-	X	-	-
Jackson	Independence Police	X	X	X	X	X	X	-	X	X	X
Jackson	Kansas City Police	X	X	X	-	X	X	-	-	-	X
Jefferson	Jefferson County Sheriff	X	X	X	X	X	X	-	X	-	X
St. Charles	St. Charles County Sheriff	X	X	X	X	X	X	-	X	-	X
St. Louis(city)	St. Louis Police	X	X	X	X	-	-	X	X	X	X
St. Louis	St. Louis County Police	-	X	-	X	X	X	-	X	-	-
<b>MONTANA</b>											
Yellowstone	Billings Police	X	X	X	X	X	X	-	-	-	X
<b>NEBRASKA</b>											
Douglas	Omaha Police	-	X	X	-	X	X	-	X	-	X
Lancaster	Lincoln Police	X	X	X	-	X	X	X	X	X	X
<b>NEVADA</b>											
Clark	Las Vegas Metropolitan Police	X	X	X	-	-	-	-	X	X	X
Clark	North Las Vegas Police	-	X	X	-	X	X	X	X	-	X
Nye	Nye County Sheriff	X	X	-	-	X	X	X	-	-	X
Washoe	Washoe County Sheriff	X	X	-	-	X	X	-	-	-	X
Washoe	Reno Police	X	X	X	-	X	X	-	X	-	X

Table 20a. - continued

Agencies maintaining computerized files pertaining to:

County	Name of agency	Payroll	Personnel	Stolen property	Summons	Traffic accidents	Traffic citations	Uniform Crime Reports		Vehicle registration	Warrants
								NIBRS*	Summary		
<b>NEW HAMPSHIRE</b>											
Hillsborough	Manchester Police	X	X	X	X	X	X	-	X	-	X
Hillsborough	Nashua Police	X	X	X	X	-	X	-	-	-	X
<b>NEW JERSEY</b>											
Atlantic	Atlantic City Police	-	X	X	X	X	-	-	-	X	X
Camden	Camden Police	X	X	X	X	X	X	X	X	X	X
Camden	Cherry Hill Police	X	-	X	X	X	X	X	X	X	X
Essex	Bloomfield Police	-	-	-	-	X	-	-	-	-	X
Essex	East Orange Police	X	X	X	-	X	-	X	X	-	X
Essex	Irvington Police	-	X	-	-	-	-	-	X	-	X
Essex	Newark Police	X	X	X	X	X	X	-	X	X	X
Essex	West Orange Police	X	X	X	-	X	-	X	X	-	X
Hudson	Hudson County Sheriff	X	X	-	-	-	-	-	-	-	X
Hudson	Bayonne Police	X	X	X	X	X	-	X	X	-	X
Hudson	Hoboken Police	-	X	X	-	-	-	-	-	X	X
Hudson	Jersey City Police	X	X	X	-	-	-	X	X	-	X
Hudson	North Bergen Police	X	X	X	-	X	-	-	-	-	X
Hudson	Union City Police	X	X	X	-	-	-	-	-	X	X
Hudson	West New York Police	X	X	X	-	-	-	-	X	X	X
Mercer	Hamilton Police	-	-	X	X	X	X	-	-	-	-
Mercer	Trenton Police	-	-	-	-	-	-	-	-	-	-
Middlesex	Edison Police	-	X	-	X	X	X	X	-	-	-
Middlesex	New Brunswick Police	X	X	X	X	X	X	-	X	-	X
Middlesex	Perth Amboy Police	X	X	X	X	X	X	X	X	X	X
Middlesex	Woodbridge Police	X	X	X	X	X	-	X	X	X	X
Monmouth	Long Branch Police	-	-	-	-	X	-	-	-	-	-
Morris	Parsippany Police	-	X	X	X	X	-	X	X	-	X
Ocean	Brick Township Police	X	X	X	X	X	X	X	X	-	X
Ocean	Dover Township Police	-	X	X	-	-	-	X	-	-	X
Passaic	Passaic County Sheriff	-	X	X	X	-	X	X	X	X	X
Passaic	Clifton Police	-	X	X	-	X	-	X	X	X	X
Passaic	Passaic Police	-	X	X	-	X	-	X	X	X	X
Passaic	Wayne Police	-	X	X	X	X	-	X	X	-	X
Union	Union County Sheriff	X	X	-	-	-	-	-	-	-	X
Union	Elizabeth Police	X	X	X	-	X	-	-	-	-	X
Union	Linden Police	-	X	X	X	X	X	X	X	-	X
Union	Plainfield Police	-	-	-	-	X	-	-	-	-	X
Union	Union Police	X	X	X	X	X	X	-	X	-	X
<b>NEW MEXICO</b>											
Bernalillo	Bernalillo County Sheriff	X	X	X	X	X	X	-	-	-	X
Bernalillo	Albuquerque Police	X	X	X	X	X	X	X	X	X	X
Dona Ana	Las Cruces Police	X	X	X	X	X	X	-	X	X	X
Santa Fe	Santa Fe Police	-	-	X	X	X	X	-	-	-	X
<b>NEW YORK</b>											
Albany	Albany Police	X	X	X	X	X	X	X	-	-	X
Albany	Colonie Police	X	X	X	-	X	-	X	-	-	X
Broome	Binghamton Police	-	X	X	-	X	-	X	X	-	X
Dutchess	Dutchess County Sheriff	X	X	X	X	X	X	X	X	-	X
Erie	Erie County Sheriff	-	-	-	-	-	X	X	-	-	-
Erie	Amherst Police	X	X	X	X	X	X	X	-	X	X
Erie	Buffalo Police	X	X	X	X	-	-	-	-	-	-
Erie	Cheektowaga Police	X	X	X	X	X	-	X	-	-	X
Erie	Tonawanda Police	X	X	X	X	-	X	-	-	-	-
Monroe	Monroe County Sheriff	X	X	X	X	X	X	X	X	X	X
Monroe	Rochester Police	X	X	X	X	X	X	X	X	X	X
Nassau	Nassau County Police	X	X	X	-	-	-	-	-	X	X
Nassau	Hempstead Police	X	X	-	-	X	-	X	X	-	-
New York City	New York City Police	X	X	X	X	X	-	-	X	X	X
Niagara	Niagara County Sheriff	X	X	-	-	-	-	-	-	-	X
Niagara	Niagara Falls Police	-	X	X	X	X	X	X	X	-	X
Onondaga	Onondaga County Sheriff	X	X	X	X	X	X	X	X	X	X
Onondaga	Syracuse Police	X	X	X	X	X	X	X	X	-	X
Oswego	Oswego County Sheriff	X	X	X	-	-	-	-	-	-	X
Rensselaer	Troy Police	-	X	X	-	-	-	X	X	-	X
Rockland	Clarkstown Police	-	-	-	-	-	X	X	-	-	-
Rockland	Ramapo Police	-	X	X	X	X	X	-	-	X	X
Schenectady	Schenectady Police	X	X	-	-	-	-	X	-	-	-
Suffolk	Suffolk County Police	X	X	X	X	X	X	X	X	X	X
Westchester	Westchester County Police	X	X	X	X	X	X	-	-	-	X
Westchester	Greenburgh Police	-	-	-	-	X	X	X	X	-	X
Westchester	Mt. Vernon Police	-	X	X	X	X	X	X	X	X	X
Westchester	New Rochelle Police	-	X	X	X	X	X	-	X	X	X
Westchester	White Plains Police	-	X	X	X	X	X	X	-	-	X
Westchester	Yonkers Police	X	X	X	-	-	-	X	-	-	-

Table 20a. - continued

Agencies maintaining computerized files pertaining to:

County	Name of agency	Payroll	Personnel	Stolen property	Summonses	Traffic accidents	Traffic citations	Uniform Crime Reports		Vehicle registration	Warrants
								NIBRS*	Summary		
<b>NORTH CAROLINA</b>											
Alamance	Burlington Police	-	X	X	X	-	X	X	-	-	X
Buncombe	Buncombe County Sheriff	X	X	X	X	-	X	X	X	X	X
Buncombe	Asheville Police	X	X	X	-	X	X	X	X	-	X
Cabarrus	Cabarrus County Sheriff	-	X	X	X	X	-	X	X	-	X
Cumberland	Cumberland County Sheriff	X	X	X	X	X	X	-	-	-	X
Cumberland	Fayetteville Police	X	X	X	X	X	X	X	X	X	X
Durham	Durham Police	X	X	-	-	-	-	-	-	-	-
Forsyth	Winston-Salem Police	X	X	X	X	X	X	-	X	X	X
Gaston	Gaston County Police	-	-	X	-	-	-	X	-	-	-
Gaston	Gastonia Police	X	-	X	-	X	X	-	X	-	-
Guilford	Guilford County Sheriff	-	X	X	X	-	-	X	X	-	X
Guilford	Greensboro Police	-	X	X	X	X	X	-	X	-	X
Guilford	High Point Police	X	X	X	-	X	X	-	X	-	X
Mecklenburg	Charlotte-Mecklenburg Police	X	X	X	-	-	-	X	X	-	X
Nash	Rocky Mount Police	X	X	X	X	-	-	X	X	-	X
New Hanover	Wilmington Police	X	-	-	-	-	-	-	X	-	X
Pitt	Greenville Police	-	X	X	-	X	X	X	-	X	X
Wake	Wake County Sheriff	-	-	-	-	-	-	-	-	-	-
Wake	Raleigh Police	X	X	-	-	X	X	-	X	-	-
<b>OHIO</b>											
Butler	Butler County Sheriff	X	X	-	-	-	-	X	X	-	X
Butler	Hamilton Police	X	X	X	X	X	X	X	X	X	X
Cuyahoga	Cleveland Police	X	X	X	X	X	X	-	X	X	X
Cuyahoga	Euclid Police	-	-	X	-	X	X	X	-	X	X
Franklin	Franklin County Sheriff	X	X	X	-	X	X	-	X	-	X
Franklin	Columbus Police	-	X	-	-	X	X	-	X	-	X
Hamilton	Hamilton County Sheriff	X	X	X	-	X	X	X	X	-	X
Hamilton	Cincinnati Police	X	X	X	-	X	X	X	X	-	X
Lorain	Lorain Police	X	X	X	-	X	X	X	-	X	X
Lucas	Toledo Police	X	X	X	-	X	-	-	-	X	X
Mahoning	Youngstown Police	X	-	-	X	-	X	-	-	-	X
Montgomery	Dayton Police	X	X	X	X	X	X	X	X	-	X
Stark	Canton Police	-	X	-	-	-	-	-	X	-	X
Summit	Akron Police	X	X	X	-	X	-	X	-	-	X
<b>OKLAHOMA</b>											
Cleveland	Norman Police	X	X	X	-	X	X	X	X	X	X
Comanche	Lawton Police	-	-	-	-	-	-	-	-	-	-
Oklahoma	Oklahoma County Sheriff	X	X	X	X	X	X	X	X	-	X
Oklahoma	Oklahoma City Police	X	X	X	-	X	-	-	X	-	-
Tulsa	Tulsa County Sheriff	X	X	-	X	-	-	X	X	X	X
Tulsa	Tulsa Police	-	-	X	-	-	X	-	X	-	X
<b>OREGON</b>											
Clackamas	Clackamas County Sheriff	X	X	X	X	X	X	X	-	-	X
Lane	Lane County Sheriff	X	X	X	X	X	X	X	X	X	X
Lane	Eugene Police	X	X	X	X	-	X	X	X	X	X
Linn	Linn County Sheriff	X	X	X	X	X	X	X	X	X	X
Marion	Salem Police	-	X	X	-	X	X	X	X	-	X
Multnomah	Portland Police	X	X	X	X	X	-	X	X	-	-
Washington	Washington County Sheriff	X	X	X	-	X	X	-	X	X	X
<b>PENNSYLVANIA</b>											
Allegheny	Allegheny County Police	X	X	-	X	-	X	X	X	X	-
Allegheny	Pittsburgh Police	X	X	X	X	X	X	X	X	X	X
Berks	Reading Police	X	-	-	X	X	X	-	-	-	-
Dauphin	Harrisburg Police	X	-	X	-	X	X	X	X	-	X
Delaware	Upper Darby Township Police	-	X	X	-	X	-	X	X	-	-
Erie	Erie Police	X	X	X	-	X	X	-	X	-	X
Lancaster	Lancaster Police	-	-	X	-	X	X	-	X	-	X
Lehigh	Allentown Police	X	X	X	X	X	X	X	X	X	X
Montgomery	Lower Merion Township Police	X	X	X	-	X	X	-	X	-	X
Northampton	Bethlehem Police	X	X	-	-	-	X	-	-	-	X
Philadelphia	Philadelphia Police	X	X	X	-	-	X	-	-	-	X
<b>RHODE ISLAND</b>											
Kent	Warwick Police	-	-	X	X	X	X	X	X	-	X
Providence	Cranston Police	X	X	-	-	X	X	X	X	-	-
Providence	Pawtucket Police	X	X	X	X	X	X	X	X	X	X
Providence	Providence Police	-	X	X	-	-	-	X	-	X	X
Providence	Woonsocket Police	-	-	-	-	-	-	-	-	-	-

Table 20a. - continued

Agencies maintaining computerized files pertaining to:

County	Name of agency	Payroll	Personnel	Stolen property	Summonses	Traffic accidents	Traffic citations	Uniform Crime Reports		Vehicle registration	Warrants
								NIBRS*	Summary		
<b>SOUTH CAROLINA</b>											
Anderson	Anderson County Sheriff	X	X	X	X	X	X	X	X	-	X
Beaufort	Beaufort County Sheriff	X	X	X	X	-	X	X	X	X	X
Charleston	Charleston County Sheriff	X	X	X	-	X	X	X	-	-	X
Charleston	Charleston Police	X	X	X	X	X	X	-	-	-	X
Greenville	Greenville County Sheriff	X	-	-	-	-	-	-	-	-	X
Greenville	Greenville Police	X	X	X	X	X	X	X	X	-	X
Horry	Horry County Police	-	X	X	X	-	X	-	-	-	X
Horry	Myrtle Beach Police	X	X	-	X	X	-	-	-	-	X
Richland	Richland County Sheriff	X	X	X	-	X	X	-	X	-	X
Richland	Columbia Police	X	X	-	-	X	X	X	X	X	-
Spartanburg	Spartanburg County Sheriff	-	-	X	-	-	-	-	-	-	X
Spartanburg	Spartanburg Police	-	-	-	-	-	-	-	-	-	-
<b>SOUTH DAKOTA</b>											
Minnehaha	Sioux Falls Police	X	X	X	X	X	X	X	-	X	X
<b>TENNESSEE</b>											
Davidson	Nashville Metropolitan Police	X	X	X	X	X	X	X	X	X	X
Hamilton	Hamilton County Sheriff	X	X	X	X	X	X	X	X	X	X
Hamilton	Chattanooga Police	X	X	X	-	X	X	X	X	-	X
Knox	Knox County Sheriff	-	X	-	-	-	-	-	-	-	X
Knox	Knoxville Police	X	X	X	-	X	X	X	X	X	X
Madison	Jackson Police	-	X	X	-	X	X	X	X	-	X
Montgomery	Clarksville Police	X	X	X	-	X	X	X	X	X	-
Rutherford	Murfreesboro Police	-	X	X	-	X	-	X	X	-	-
Shelby	Memphis Police	X	X	X	X	X	X	-	X	-	-
Sullivan	Sullivan County Sheriff	X	X	X	X	X	X	X	X	X	X
Washington	Johnson City Police	X	X	X	X	X	X	X	X	X	X
<b>TEXAS</b>											
Bell	Killeen Police	X	X	X	-	X	X	X	X	-	X
Bell	Temple Police	X	X	X	-	X	X	-	-	-	X
Bexar	Bexar County Sheriff	X	X	X	X	X	X	X	-	X	X
Bexar	San Antonio Police	X	X	X	-	-	-	-	X	-	-
Cameron	Brownsville Police	X	X	X	-	X	X	X	X	-	X
Cameron	Harlingen Police	X	-	-	X	X	-	-	-	-	X
Collin	Plano Police	-	-	X	X	X	X	-	X	-	-
Dallas	Carrollton Police	-	-	X	-	-	-	X	-	-	X
Dallas	Dallas Police	X	X	X	-	X	X	X	X	-	X
Dallas	Garland Police	X	X	X	X	X	X	X	X	-	X
Dallas	Grand Prairie Police	X	X	X	-	X	X	X	X	X	X
Dallas	Irving Police	X	X	X	-	-	-	X	X	-	-
Dallas	Mesquite Police	X	X	-	-	X	-	-	X	-	-
Dallas	Richardson Police	X	X	X	-	X	X	-	X	-	X
Denton	Denton Police	-	X	X	-	X	X	-	X	-	-
Ector	Odessa Police	-	-	-	-	X	-	-	-	-	-
El Paso	El Paso Police	X	X	X	-	X	X	-	X	X	X
Fort Bend	Fort Bend County Sheriff	X	X	X	-	-	X	X	X	X	X
Gregg	Longview Police	X	X	X	-	X	X	X	X	-	X
Harris	Harris County Sheriff	-	-	-	-	-	-	-	-	-	-
Harris	Baytown Police	-	X	X	-	X	X	X	X	-	X
Harris	Houston Police	X	X	X	X	X	-	-	X	-	X
Harris	Pasadena Police	X	X	X	-	X	-	X	X	-	X
Hidalgo	Hidalgo County Sheriff	-	-	-	-	-	-	-	-	-	-
Hidalgo	McAllen Police	X	X	X	-	X	-	X	X	-	X
Jefferson	Beaumont Police	X	X	X	X	X	X	X	X	-	X
Jefferson	Port Arthur Police	X	-	X	-	-	X	-	-	-	X
Lubbock	Lubbock Police	X	X	X	-	X	X	X	X	X	X
McLennan	Waco Police	X	-	X	-	X	X	X	X	-	X
Midland	Midland Police	X	X	X	X	X	X	-	X	-	X
Nueces	Corpus Christi Police	-	X	X	-	X	-	-	X	X	X
Potter	Amarillo Police	X	X	X	X	-	X	-	X	-	X
Smith	Tyler Police	-	-	X	-	X	X	X	X	-	X
Tarrant	Tarrant County Sheriff	-	X	X	-	-	-	-	-	-	-
Tarrant	Arlington Police	X	X	X	X	X	X	-	X	X	X
Tarrant	Fort Worth Police	X	X	X	-	-	-	-	X	-	-
Taylor	Abilene Police	-	-	X	-	X	X	X	-	X	X
Tom Green	San Angelo Police	X	X	X	-	X	-	X	X	-	-
Travis	Travis County Sheriff	X	X	-	-	-	-	-	-	-	X
Travis	Austin Police	-	-	X	-	X	-	X	-	-	X
Webb	Laredo Police	X	X	X	-	X	X	-	X	X	X
Wichita	Wichita Falls Police	-	-	X	-	X	X	-	X	X	X
Williamson	Williamson County Sheriff	X	X	X	-	X	-	X	X	-	X

**Table 20a. - continued**

Agencies maintaining computerized files pertaining to:

County	Name of agency	Payroll	Personnel	Stolen property	Summonses	Traffic accidents	Traffic citations	Uniform Crime Reports		Vehicle registration	Warrants
								NIBRS*	Summary		
<b>UTAH</b>											
Salt Lake	Salt Lake City Police	X	X	X	X	X	X	X	X	-	X
Salt Lake	West Valley City Police	-	X	X	-	X	X	X	-	-	-
Weber	Ogden Police	-	-	X	-	X	X	-	X	-	X
<b>VIRGINIA</b>											
Alexandria(city)	Alexandria Police	X	X	X	X	X	X	X	X	-	X
Arlington	Arlington County Police	-	X	X	X	X	X	X	X	X	X
Chesapeake(city)	Chesapeake Police	X	-	X	X	X	X	X	X	X	X
Chesterfield	Chesterfield County Police	X	X	X	X	X	X	-	X	-	X
Danville(city)	Danville Police	-	-	X	-	X	X	X	X	-	X
Fairfax	Fairfax County Police	X	X	X	X	X	X	-	X	-	X
Hampton(city)	Hampton Police	X	X	X	X	X	X	X	X	-	X
Hanover	Hanover County Sheriff	X	X	X	X	X	X	X	X	X	X
Henrico	Henrico County Police	X	X	X	X	X	X	X	X	-	X
Loudoun	Loudoun County Sheriff	X	X	X	X	X	X	-	X	-	X
Lynchburg(city)	Lynchburg Police	X	X	X	-	X	X	-	X	-	X
Newport News(city)	Newport News Police	X	X	X	X	X	X	X	X	-	X
Norfolk(city)	Norfolk Police	X	X	X	X	X	X	-	X	X	X
Petersburg(city)	Petersburg Police	X	X	X	-	X	-	X	X	X	X
Portsmouth(city)	Portsmouth Police	X	X	X	X	X	-	-	X	-	-
Prince William	Prince William County Police	X	X	X	X	X	X	X	X	X	X
Richmond(city)	Richmond Police	X	X	X	-	-	-	-	-	-	-
Roanoke(city)	Roanoke Police	X	X	X	X	X	X	-	X	-	-
Suffolk(city)	Suffolk Police	-	X	X	X	X	X	X	X	-	X
Virginia Beach(city)	Virginia Beach Police	X	X	X	X	X	X	X	X	X	X
<b>WASHINGTON</b>											
Clark	Clark County Sheriff	X	X	X	-	-	-	-	-	X	X
Clark	Vancouver Police	-	-	-	-	-	-	-	-	-	-
King	King County Sheriff	X	X	X	-	-	X	-	X	-	X
King	Bellevue Police	-	-	-	-	-	-	-	-	-	-
King	Kent Police	-	-	X	-	X	X	-	X	-	X
King	Seattle Police	X	X	X	-	-	X	-	X	-	X
Pierce	Pierce County Sheriff	X	X	X	-	X	-	X	X	-	X
Pierce	Tacoma Police	X	X	-	-	-	-	-	-	-	X
Snohomish	Snohomish County Sheriff	X	X	X	X	-	X	X	X	X	X
Snohomish	Everett Police	X	-	-	-	-	-	-	X	-	-
Spokane	Spokane County Sheriff	X	X	X	X	-	X	X	X	-	X
Spokane	Spokane Police	X	-	-	-	-	-	-	-	-	-
Thurston	Thurston County Sheriff	X	X	-	X	-	X	X	X	-	X
Yakima	Yakima Police	-	-	X	X	X	X	X	X	-	X
<b>WEST VIRGINIA</b>											
Cabell	Huntington Police	-	-	X	-	X	-	X	-	-	-
Kanawha	Charleston Police	-	-	X	X	X	-	X	X	-	X
<b>WISCONSIN</b>											
Brown	Brown County Sheriff	-	X	X	-	X	X	-	X	X	X
Brown	Green Bay Police	X	X	X	-	X	X	-	-	-	-
Dane	Dane County Sheriff	X	X	X	-	X	X	-	-	X	X
Dane	Madison Police	-	-	-	-	-	-	-	-	-	-
Kenosha	Kenosha Police	-	-	X	X	X	X	X	X	-	X
Milwaukee	Milwaukee County Sheriff	X	X	X	X	X	X	-	-	X	X
Milwaukee	Milwaukee Police	X	X	X	-	X	X	X	X	-	X
Milwaukee	West Allis Police	-	X	X	-	X	X	X	X	-	-
Outgamie	Appleton Police	X	X	X	X	X	X	X	-	X	X
Racine	Racine Police	-	X	X	-	-	X	X	X	-	X
Waukesha	Waukesha County Sheriff	X	X	-	-	X	X	-	-	-	X

Note: The codes for the table are as follows:

"X"=Agency maintains that type of information in a computerized format.

"-"=Agency does not maintain that type of information in a computerized format.

\*National Incident-Based Reporting System

**Table 21a. Written policy directives maintained by local law enforcement agencies, 1997**

County	Name of agency	Agencies with a written policy directive pertaining to:										
		Confidential funds	Discretionary arrest	Domestic disputes	Employee counseling	Homeless persons	Juveniles	Maximum work hours	Mentally ill persons	Off-duty work	Pursuit driving	Strip searches
<b>ALABAMA</b>												
Etowah	Gadsden Police	X	X	X	X	-	X	X	-	X	R	X
Houston	Dothan Police	X	-	X	-	X	X	-	X	X	R	X
Jefferson	Jefferson County Sheriff	X	X	X	X	-	X	X	X	X	R	X
Jefferson	Bessemer Police	X	-	X	X	-	X	-	-	X	R	X
Jefferson	Birmingham Police	X	X	X	X	-	X	-	X	X	R	X
Jefferson	Hoover Police	X	X	X	X	-	X	X	X	X	R	X
Madison	Huntsville Police	X	X	X	X	-	X	X	-	X	R	X
Mobile	Mobile County Sheriff	X	X	X	X	-	X	X	X	X	R	X
Mobile	Mobile Police	X	X	X	X	-	X	-	X	X	O	X
Montgomery	Montgomery County Sheriff	-	X	X	-	-	X	X	X	X	J	X
Montgomery	Montgomery Police	X	X	X	X	-	X	X	X	X	R	-
Morgan	Decatur Police	-	-	X	X	-	X	-	-	X	R	-
Tuscaloosa	Tuscaloosa Police	X	X	X	X	X	X	X	X	X	R	X
<b>ALASKA</b>												
Anchorage	Anchorage Police	X	X	X	X	X	X	-	X	X	D	X
<b>ARIZONA</b>												
Maricopa	Maricopa County Sheriff	X	X	X	X	-	X	X	X	X	R	X
Maricopa	Chandler Police	X	X	X	X	-	X	X	X	X	R	X
Maricopa	Glendale Police	-	X	X	X	-	X	X	X	X	R	X
Maricopa	Mesa Police	X	X	X	X	-	X	-	X	X	R	X
Maricopa	Phoenix Police	X	X	X	X	-	X	X	X	X	R	X
Maricopa	Scottsdale Police	X	X	X	X	-	X	X	X	X	J	X
Maricopa	Tempe Police	X	X	X	X	-	X	X	X	X	R	X
Pima	Pima County Sheriff	X	X	X	X	-	X	X	X	X	R	X
Pima	Tucson Police	X	X	X	X	X	X	X	X	X	R	X
Pinal	Pinal County Sheriff	-	-	X	X	-	X	-	-	-	D	-
Yuma	Yuma Police	X	X	X	X	X	X	X	X	X	D	X
<b>ARKANSAS</b>												
Jefferson	Pine Bluff Police	X	-	X	-	-	X	-	X	X	R	X
Pulaski	Pulaski County Sheriff	-	X	X	-	-	X	-	-	X	R	X
Pulaski	Little Rock Police	X	X	X	X	-	X	X	X	X	R	X
Pulaski	North Little Rock Police	X	X	X	X	X	X	X	X	X	R	X
Sebastian	Fort Smith Police	X	-	X	-	-	-	-	X	X	R	-
<b>CALIFORNIA</b>												
Alameda	Alameda County Sheriff	X	X	X	X	-	X	X	X	X	R	X
Alameda	Alameda Police	X	X	X	-	-	X	-	X	X	R	X
Alameda	Berkeley Police	X	X	X	-	X	X	-	X	X	R	X
Alameda	Fremont Police	X	-	X	X	X	X	X	X	X	R	X
Alameda	Hayward Police	-	-	X	X	-	X	-	X	X	J	X
Alameda	Oakland Police	X	X	X	X	X	X	X	X	X	R	X
Contra Costa	Contra Costa County Sheriff	X	X	X	X	-	X	X	X	X	J	X
Contra Costa	Concord Police	X	X	X	X	-	X	X	X	X	O	X
Contra Costa	Richmond Police	X	-	X	X	-	X	X	X	X	R	X
El Dorado	El Dorado County Sheriff	X	X	X	X	X	X	X	X	X	R	X
Fresno	Fresno County Sheriff	X	X	X	X	-	X	X	X	X	O	X
Fresno	Fresno Police	X	X	X	X	X	X	X	X	X	R	X
Kern	Kern County Sheriff	X	X	X	X	-	X	X	X	X	O	X
Kern	Bakersfield Police	-	X	X	X	-	X	-	X	X	R	-
Los Angeles	Los Angeles County Sheriff	-	-	X	X	-	X	X	X	X	R	X
Los Angeles	Beverly Hills Police	X	X	X	X	X	X	X	X	X	R	X
Los Angeles	Burbank Police	X	X	X	X	-	X	X	X	X	R	X
Los Angeles	Compton Police	X	X	X	X	-	X	X	X	X	R	X
Los Angeles	Culver City Police	X	X	X	X	-	X	-	X	X	R	X
Los Angeles	Downey Police	-	-	-	-	-	-	-	-	-	R	X
Los Angeles	El Monte Police	-	-	X	-	-	X	-	-	-	R	-
Los Angeles	Glendale Police	X	-	X	X	X	X	X	X	X	R	X
Los Angeles	Inglewood Police	-	X	X	X	-	-	-	-	X	-	X
Los Angeles	Long Beach Police	X	X	X	X	X	X	X	X	X	R	X
Los Angeles	Los Angeles Police	X	-	X	X	-	X	X	X	X	J	X
Los Angeles	Pasadena Police	-	-	-	-	-	X	-	-	X	R	X
Los Angeles	Pomona Police	X	-	X	X	-	X	-	X	X	R	X
Los Angeles	Santa Monica Police	-	-	X	X	-	X	X	X	X	R	X
Los Angeles	Torrance Police	X	X	X	X	-	X	-	X	X	O	X
Los Angeles	West Covina Police	X	X	X	X	X	X	-	X	X	R	X
Los Angeles	Whittier Police	X	X	X	X	-	X	-	X	X	R	X
Marin	Marin County Sheriff	X	X	X	X	-	X	X	X	X	R	X
Monterey	Monterey County Sheriff	X	X	X	X	-	X	X	X	X	R	X
Monterey	Salinas Police	-	X	-	-	-	-	-	X	X	R	-
Orange	Orange County Sheriff-Coroner	X	X	X	X	X	X	X	X	X	-	-
Orange	Anaheim Police	X	X	X	X	-	X	-	X	X	J	X
Orange	Costa Mesa Police	X	-	X	-	-	X	X	X	X	J	X
Orange	Fullerton Police	-	-	-	-	-	X	-	-	X	R	-
Orange	Garden Grove Police	X	X	-	X	-	X	X	-	X	J	-
Orange	Huntington Beach Police	X	X	X	X	X	X	X	X	X	J	X

Table 21a. - continued

County	Name of agency	Agencies with a written policy directive pertaining to:										
		Confidential funds	Discretionary arrest	Domestic disputes	Employee counseling	Homeless persons	Juveniles	Maximum work hours	Mentally ill persons	Off-duty work	Pursuit driving	Strip searches
<b>CALIFORNIA (cont.)</b>												
Orange	Irvine Police	-	X	X	X	-	X	X	X	X	R	X
Orange	Newport Beach Police	X	-	X	X	-	X	-	X	X	R	X
Orange	Orange Police	X	X	X	X	-	X	-	X	X	R	X
Orange	Santa Ana Police	X	-	X	X	-	X	-	-	X	J	-
Placer	Placer County Sheriff	X	X	X	X	-	X	X	X	X	R	X
Riverside	Riverside County Sheriff	X	X	X	X	X	X	-	X	X	R	X
Riverside	Corona Police	X	X	X	X	-	X	X	-	X	R	X
Riverside	Riverside Police	X	X	X	-	X	X	X	X	X	J	X
Sacramento	Sacramento County Sheriff	X	X	X	X	-	X	X	X	X	R	X
Sacramento	Sacramento Police	X	X	X	X	-	X	X	X	X	R	X
San Bernardino	San Bernardino County Sheriff	X	-	X	X	X	X	-	X	X	J	X
San Bernardino	Fontana Police	X	X	X	X	X	X	-	X	X	R	X
San Bernardino	Ontario Police	X	-	X	X	-	X	X	X	X	J	X
San Bernardino	Rialto Police	-	-	X	-	-	X	-	-	X	R	X
San Bernardino	San Bernardino Police	X	-	X	-	-	X	-	X	X	R	X
San Diego	San Diego County Sheriff	X	X	X	X	-	X	-	X	X	R	X
San Diego	Chula Vista Police	X	X	X	X	-	X	X	X	X	R	X
San Diego	El Cajon Police	X	X	X	X	X	X	X	X	X	R	X
San Diego	Escondido Police	X	-	X	X	-	X	-	-	X	R	X
San Diego	Oceanside Police	X	X	X	X	X	X	X	X	X	R	X
San Diego	San Diego Police	X	X	-	X	-	X	-	X	X	R	X
San Francisco	San Francisco Police	-	X	X	X	X	X	X	X	X	R	X
San Joaquin	San Joaquin County Sheriff	X	X	X	X	-	X	X	X	X	R	X
San Joaquin	Stockton Police	X	X	X	X	X	X	X	X	X	R	X
San Luis Obispo	San Luis Obispo County Sheriff	X	X	-	-	-	X	-	-	X	R	X
San Mateo	San Mateo County Sheriff	X	X	X	X	-	X	X	X	X	R	X
San Mateo	Daly City Police	-	X	X	-	-	X	X	X	X	R	-
San Mateo	San Mateo Police	X	X	X	X	-	X	X	-	X	R	X
Santa Barbara	Santa Barbara County Sheriff	X	X	X	X	-	X	X	-	X	J	X
Santa Barbara	Santa Barbara Police	X	X	X	X	X	X	X	X	X	R	X
Santa Clara	Santa Clara County Sheriff	X	-	X	X	-	X	X	X	X	J	-
Santa Clara	San Jose Police	-	X	X	X	-	X	X	X	X	R	X
Santa Clara	Santa Clara Police	X	X	X	X	X	X	X	X	X	R	X
Santa Clara	Sunnyvale Police	X	-	X	X	-	X	X	X	X	R	X
Santa Cruz	Santa Cruz County Sheriff	X	X	X	X	-	X	-	X	X	J	X
Shasta	Shasta County Sheriff	X	X	X	X	-	X	X	X	X	R	X
Solano	Vallejo Police	X	-	X	X	X	X	-	X	X	R	X
Sonoma	Sonoma County Sheriff-Coroner	-	X	X	X	-	X	X	X	X	R	X
Sonoma	Santa Rosa Police	X	X	X	X	-	X	X	X	X	R	X
Stanislaus	Stanislaus County Sheriff	X	X	X	X	-	X	X	X	X	R	X
Stanislaus	Modesto Police	X	X	X	X	X	X	X	X	X	R	X
Tulare	Tulare County Sheriff	X	-	X	X	-	X	X	X	X	R	X
Ventura	Ventura County Sheriff	-	-	X	X	-	X	X	X	X	R	X
Ventura	Simi Valley Police	X	X	X	X	X	X	X	X	X	R	X
Ventura	Ventura Police	-	X	X	X	-	X	X	X	X	R	-
<b>COLORADO</b>												
Adams	Adams County Sheriff	-	-	X	X	-	-	X	-	X	R	X
Adams	Westminster Police	X	X	X	X	-	X	-	-	X	R	X
Arapahoe	Aurora Police	X	X	X	X	X	X	X	X	X	R	X
Boulder	Boulder County Sheriff	X	X	X	X	-	-	X	-	X	R	X
Boulder	Boulder Police	X	X	X	X	-	X	-	X	X	R	-
Denver	Denver Police	X	X	X	X	X	X	X	X	X	R	-
Douglas	Douglas County Sheriff	X	X	X	-	X	X	X	X	X	R	X
El Paso	El Paso County Sheriff	X	X	X	X	-	X	-	X	X	R	X
El Paso	Colorado Springs Police	X	X	X	X	-	X	X	X	X	R	X
Jefferson	Jefferson County Sheriff	X	X	X	X	X	X	X	X	X	R	X
Jefferson	Arvada Police	X	X	X	X	-	X	-	X	X	R	X
Jefferson	Lakewood Police	X	-	X	X	X	X	-	X	X	R	X
Larimer	Larimer County Sheriff	X	X	X	X	-	X	X	X	X	R	X
Larimer	Fort Collins Police	X	-	X	X	X	X	X	X	X	R	X
Pueblo	Pueblo Police	X	X	X	X	X	X	-	X	X	R	X
<b>CONNECTICUT</b>												
Fairfield	Bridgeport Police	X	-	X	-	-	X	-	X	X	R	X
Fairfield	Danbury Police	X	-	X	X	-	X	X	X	X	R	X
Fairfield	Greenwich Police	X	-	X	X	X	X	X	X	X	R	X
Fairfield	Norwalk Police	X	X	X	X	-	X	X	X	X	R	X
Fairfield	Stamford Police	X	X	X	X	-	X	X	X	X	R	X
Hartford	Bristol Police	X	-	X	-	-	X	-	-	-	R	X
Hartford	East Hartford Police	-	X	X	-	-	X	-	-	X	R	X
Hartford	Hartford Police	X	-	X	X	-	X	X	X	X	R	X
Hartford	Manchester Police	X	X	X	X	X	X	X	X	X	J	X
Hartford	New Britain Police	-	X	X	X	X	X	X	X	X	R	X
New Haven	Meriden Police	X	X	X	X	X	X	-	X	-	R	X
New Haven	Milford Police	X	X	X	-	-	X	-	-	X	R	X
New Haven	New Haven Police	-	-	X	-	-	X	-	-	X	R	X
New Haven	Waterbury Police	-	X	X	X	-	X	X	X	-	R	X
New Haven	West Haven Police	-	-	X	X	-	X	X	-	-	R	X

Table 21a. - continued

County	Name of agency	Agencies with a written policy directive pertaining to:										
		Confidential funds	Discretionary arrest	Domestic disputes	Employee counseling	Homeless persons	Juveniles	Maximum work hours	Mentally ill persons	Off-duty work	Pursuit driving	Strip searches
<b>DELAWARE</b>												
New Castle	New Castle County Police	X	X	X	X	-	X	X	X	X	R	X
New Castle	Wilmington Police	X	X	X	X	-	X	X	X	X	O	X
<b>DISTRICT OF COLUMBIA</b>												
Washington, DC	Washington Metropolitan Police	X	X	X	X	X	X	-	X	X	R	X
<b>FLORIDA</b>												
Alachua	Alachua County Sheriff	X	X	X	X	-	X	X	X	X	R	X
Alachua	Gainesville Police	X	X	X	X	-	X	X	X	X	R	X
Bay	Bay County Sheriff	X	X	X	-	X	X	X	X	X	R	X
Brevard	Brevard County Sheriff	-	-	X	X	-	X	X	-	X	R	X
Brevard	Melbourne Police	X	-	X	X	-	X	-	X	X	R	X
Brevard	Palm Bay Police	X	-	-	X	-	-	X	-	X	R	X
Broward	Broward County Sheriff	X	X	X	X	-	X	-	X	X	R	X
Broward	Coral Springs Police	X	X	X	X	X	X	X	X	X	J	X
Broward	Davie Police	X	-	X	X	-	X	-	X	X	R	X
Broward	Fort Lauderdale Police	X	-	X	X	-	X	-	X	X	R	X
Broward	Hollywood Police	X	X	X	X	X	X	X	X	X	R	X
Broward	Margate Police	X	X	X	X	-	X	X	X	X	O	X
Broward	Miramar Police	X	X	X	X	-	X	X	X	X	R	X
Broward	Pembroke Pines Police	X	X	X	X	-	X	-	X	X	R	X
Broward	Plantation Police	X	X	X	X	-	X	X	X	X	R	X
Broward	Pompano Beach Police	X	-	X	X	-	X	X	X	X	R	X
Broward	Sunrise Police	X	X	X	X	-	X	-	X	X	R	X
Charlotte	Charlotte County Sheriff	X	X	X	-	-	X	X	X	X	R	X
Citrus	Citrus County Sheriff	X	-	X	X	-	X	-	X	-	R	-
Clay	Clay County Sheriff	X	X	X	X	-	X	X	X	X	R	X
Collier	Collier County Sheriff	X	X	X	X	-	X	X	X	X	R	X
Dade	Metro-Dade Police	X	X	X	X	-	X	X	X	X	R	X
Dade	Coral Gables Police	X	X	X	X	X	X	X	X	X	R	X
Dade	Hialeah Police	-	X	X	X	-	X	X	X	X	R	X
Dade	Miami Police	X	X	X	X	-	X	-	X	X	J	X
Dade	Miami Beach Police	X	X	X	X	X	X	X	X	X	R	X
Duval	Jacksonville Sheriff	X	X	X	X	X	X	X	X	X	R	X
Escambia	Escambia County Sheriff	X	X	X	X	X	X	X	X	X	R	X
Escambia	Pensacola Police	X	X	X	-	-	X	-	X	X	R	X
Hernando	Hernando County Sheriff	X	X	X	X	-	-	X	X	X	R	X
Hillsborough	Hillsborough County Sheriff	X	X	X	X	X	X	X	X	X	R	X
Hillsborough	Tampa Police	X	X	X	X	-	X	X	X	X	J	X
Indian River	Indian River County Sheriff	X	X	X	X	X	X	X	X	X	R	X
Lake	Lake County Sheriff	-	-	X	-	-	X	-	-	X	R	-
Lee	Lee County Sheriff	X	X	X	X	X	X	X	X	X	R	X
Lee	Cape Coral Police	X	X	X	X	X	X	X	X	X	R	X
Lee	Fort Myers Police	X	-	X	X	-	X	X	X	X	R	X
Leon	Leon County Sheriff	X	X	X	-	-	X	X	-	X	R	-
Leon	Tallahassee Police	X	X	X	X	-	X	X	X	X	R	X
Manatee	Manatee County Sheriff	X	X	X	X	-	X	X	X	X	R	X
Marion	Marion County Sheriff	X	X	X	-	-	X	-	X	X	R	X
Marion	Ocala Police	X	-	X	X	-	X	X	X	X	R	-
Martin	Martin County Sheriff	X	X	X	X	-	X	X	X	X	R	X
Monroe	Monroe County Sheriff	X	X	X	-	-	X	-	X	X	D	X
Okaloosa	Okaloosa County Sheriff	X	X	X	X	-	X	-	X	X	R	X
Orange	Orange County Sheriff	X	X	X	X	-	X	X	X	X	R	X
Orange	Orlando Police	X	-	X	X	X	X	-	X	X	R	X
Osceola	Osceola County Sheriff	X	X	X	X	-	X	X	X	X	R	X
Palm Beach	Palm Beach County Sheriff	X	X	X	X	-	X	X	X	X	O	X
Palm Beach	Boca Raton Police	X	X	X	X	-	X	X	X	X	R	X
Palm Beach	Boynton Beach Police	X	X	X	X	-	X	X	X	X	R	X
Palm Beach	Delray Beach Police	X	X	X	X	X	X	X	X	X	R	X
Palm Beach	West Palm Beach Police	X	X	X	X	X	X	X	X	X	R	X
Pasco	Pasco County Sheriff	X	-	X	X	-	X	-	X	-	J	X
Pinellas	Pinellas County Sheriff	X	X	X	-	-	X	X	-	X	R	X
Pinellas	Clearwater Police	X	X	X	X	X	X	-	X	X	R	X
Pinellas	Largo Police	X	X	X	X	-	X	X	-	X	R	X
Pinellas	St. Petersburg Police	X	X	X	X	-	X	-	X	X	R	X
Polk	Polk County Sheriff	X	X	X	X	-	X	X	X	X	R	X
Polk	Lakeland Police	X	X	X	X	-	X	X	X	X	R	X
St. John	St. John County Sheriff	X	-	X	X	-	X	X	X	X	R	X
St. Lucie	St. Lucie County Sheriff	X	X	X	X	-	X	X	-	X	J	X
St. Lucie	Fort Pierce Police	X	X	X	X	-	X	X	X	X	R	-
St. Lucie	Port St. Lucie Police	X	X	X	X	X	X	X	X	X	R	X
Santa Rosa	Santa Rosa County Sheriff	-	-	X	X	-	X	X	X	X	R	X
Sarasota	Sarasota County Sheriff	X	X	X	X	-	X	X	X	X	R	X
Sarasota	Sarasota Police	X	X	X	X	-	X	X	X	X	R	X
Seminole	Seminole County Sheriff	X	X	X	X	-	X	X	X	X	R	-
Volusia	Volusia County Sheriff	X	X	X	X	-	X	X	X	X	R	X
Volusia	Daytona Beach Police	X	X	X	X	X	X	X	X	X	R	X



Table 21a. - continued

County	Name of agency	Agencies with a written policy directive pertaining to:										
		Confidential funds	Discretionary arrest	Domestic disputes	Employee counseling	Homeless persons	Juveniles	Maximum work hours	Mentally ill persons	Off-duty work	Pursuit driving	Strip searches
<b>GEORGIA</b>												
Bibb	Bibb County Sheriff	X	-	X	X	-	X	-	-	X	J	X
Bibb	Macon Police	X	-	X	X	-	X	-	X	X	R	X
Chatham	Chatham County Police	X	-	X	X	-	X	X	X	X	R	-
Chatham	Savannah Police	X	X	X	X	-	X	X	X	X	D	X
Cherokee	Cherokee County Sheriff	X	X	X	X	-	X	X	X	X	J	X
Clarke	Athens-Clarke County Police	X	X	X	X	X	X	X	X	X	R	-
Clayton	Clayton County Police	X	X	X	X	-	X	X	-	X	R	-
Cobb	Cobb County Police	X	X	X	-	-	X	-	X	X	R	-
Cobb	Cobb County Sheriff	X	-	-	-	-	X	-	X	X	R	X
Cobb	Marietta Police	X	X	X	-	X	X	X	X	X	R	X
Columbia	Columbia County Sheriff	X	X	X	X	-	X	X	X	X	R	X
De Kalb	De Kalb County Police	X	X	X	X	-	X	X	X	X	R	X
Dougherty	Albany Police	X	X	X	X	-	X	X	X	X	R	-
Douglas	Douglas County Sheriff	X	X	X	X	X	X	-	X	X	R	X
Fulton	Fulton County Police	X	X	X	X	-	X	X	X	X	R	X
Fulton	Atlanta Police	X	X	X	X	X	X	X	X	X	R	X
Fulton	East Point Police	X	X	X	X	-	X	X	-	X	R	X
Gwinnett	Gwinnett County Police	X	X	X	X	-	X	-	X	X	R	X
Hall	Hall County Sheriff	X	X	X	X	-	X	X	X	X	R	X
Muscogee	Columbus Police	X	X	X	X	-	X	X	X	X	R	-
Richmond	Augusta-Richmond Co. Sheriff	-	X	-	X	-	X	X	X	X	R	-
<b>HAWAII</b>												
Hawaii	Hawaii County Police	X	X	X	X	-	X	X	X	X	R	X
Honolulu	Honolulu Police	-	X	X	X	X	X	X	X	X	J	X
Kauai	Kauai County Police	X	-	X	X	-	X	-	X	X	R	X
Maui	Maui County Police	X	X	X	X	-	X	-	X	X	R	-
<b>IDAHO</b>												
Ada	Ada County Sheriff	X	X	X	-	-	X	X	X	-	R	X
Ada	Boise Police	X	X	X	X	-	X	X	X	X	R	X
<b>ILLINOIS</b>												
Champaign	Champaign Police	X	X	X	X	-	X	-	X	X	R	X
Cook	Cook County Sheriff	X	X	X	X	-	X	-	X	X	R	X
Cook	Arlington Heights Police	X	X	X	X	X	X	X	X	X	R	X
Cook	Chicago Police	X	-	X	X	X	X	X	X	X	D	X
Cook	Cicero Police	X	X	X	X	X	X	X	X	X	R	X
Cook	Evanston Police	X	X	X	X	-	X	X	X	X	R	X
Cook	Oak Lawn Police	X	X	X	X	X	X	-	X	X	R	X
Cook	Oak Park Police	X	X	X	X	X	X	X	X	X	R	X
Cook	Schaumburg Police	X	X	X	X	X	X	-	X	X	R	X
Cook	Skokie Police	X	X	X	X	-	X	X	X	X	R	X
Du Page	Naperville Police	X	X	X	X	-	X	X	X	X	R	X
Kane	Aurora Police	X	X	X	X	-	X	-	X	X	R	X
Kane	Elgin Police	X	X	X	-	-	X	X	-	-	R	X
Lake	Lake County Sheriff	X	-	X	-	-	X	-	-	X	R	-
Lake	Waukegan Police	-	X	X	X	-	X	-	X	X	R	X
Macon	Decatur Police	X	X	X	X	X	X	X	X	X	R	X
Peoria	Peoria Police	X	X	X	X	X	X	X	X	X	R	X
Sangamon	Springfield Police	X	X	X	X	-	X	X	X	X	R	X
Will	Will County Sheriff	X	-	X	X	-	X	X	-	X	R	X
Will	Joliet Police	X	X	X	-	-	X	X	-	X	R	X
Winnebago	Winnebago County Sheriff	X	X	X	X	-	X	-	X	X	D	X
Winnebago	Rockford Police	-	-	X	X	-	X	-	-	-	R	X
<b>INDIANA</b>												
Allen	Fort Wayne Police	X	X	X	X	-	X	X	X	X	J	X
Delaware	Muncie Police	X	-	X	X	-	X	X	X	X	R	-
Elkhart	Elkhart Police	X	X	X	X	-	X	X	X	X	R	X
Howard	Kokomo Police	X	X	X	X	X	X	-	X	X	R	X
Lake	Lake County Sheriff	-	-	-	X	-	-	X	-	X	J	-
Lake	East Chicago Police	X	X	X	X	X	X	X	X	X	R	X
Lake	Gary Police	-	X	-	-	-	X	X	-	X	R	-
Lake	Hammond Police	-	-	X	X	X	X	X	X	X	R	-
Madison	Anderson Police	X	X	X	X	-	X	-	X	X	R	X
Marion	Marion County Sheriff	X	X	X	X	X	X	X	X	X	R	X
Marion	Indianapolis Police	X	-	X	X	X	X	-	X	X	R	-
St. Joseph	South Bend Police	X	X	X	X	X	X	X	X	X	R	X
Vanderburgh	Vanderburgh County Sheriff	X	X	X	X	X	X	X	X	X	R	X
Vanderburgh	Evansville Police	X	X	X	X	X	X	-	X	X	R	X
Vigo	Terre Haute Police	X	-	X	-	-	X	X	-	X	R	-

**Table 21a. - continued**

County	Name of agency	Agencies with a written policy directive pertaining to:										
		Confidential funds	Discretionary arrest	Domestic disputes	Employee counseling	Homeless persons	Juveniles	Maximum work hours	Mentally ill persons	Off-duty work	Pursuit driving	Strip searches
<b>IOWA</b>												
Black Hawk	Waterloo Police	X	-	X	X	-	X	-	-	X	R	X
Linn	Cedar Rapids Police	-	X	X	X	-	X	X	-	X	R	X
Polk	Des Moines Police	X	-	X	X	-	X	X	-	X	J	X
Scott	Davenport Police	X	-	X	X	-	X	X	-	X	J	-
Woodbury	Sioux City Police	X	X	X	X	-	X	X	X	X	R	-
<b>KANSAS</b>												
Douglas	Lawrence Police	-	X	X	X	-	X	-	-	X	R	-
Johnson	Johnson County Sheriff	X	X	X	-	-	X	X	X	X	R	X
Johnson	Olathe Police	X	-	X	X	-	X	-	-	X	R	X
Johnson	Overland Park Police	X	X	X	X	X	X	X	X	X	R	X
Sedgwick	Sedgwick County Sheriff	X	X	X	X	-	X	-	X	X	R	X
Sedgwick	Wichita Police	X	X	X	X	-	X	-	X	X	R	X
Shawnee	Shawnee County Sheriff	-	-	X	-	-	X	-	-	X	R	-
Shawnee	Topeka Police	X	X	X	X	-	X	X	X	X	R	X
Wyandotte	Kansas City Police	-	X	X	-	X	X	X	X	X	R	-
<b>KENTUCKY</b>												
Fayette	Lexington-Fayette County Police	X	X	X	X	-	X	X	X	X	O	-
Jefferson	Jefferson County Police	X	X	X	X	-	X	X	X	X	R	X
Jefferson	Jefferson County Sheriff	X	X	X	X	-	X	X	-	X	R	X
Jefferson	Louisville Police	X	-	X	-	-	X	-	X	X	R	-
Kenton	Covington Police	X	-	X	X	-	X	X	-	X	R	-
<b>LOUISIANA</b>												
Ascension	Ascension Parish Sheriff	X	-	X	X	-	X	X	-	X	R	-
Bossier	Bossier Police	X	X	X	X	-	X	X	X	X	R	X
Caddo	Caddo Parish Sheriff	X	X	X	X	X	X	X	X	X	J	X
Caddo	Shreveport Police	X	X	X	X	-	X	-	-	X	R	X
Calcasieu	Calcasieu Parish Sheriff	X	-	-	-	-	-	-	-	X	R	X
Calcasieu	Lake Charles Police	-	X	X	-	-	X	X	-	-	R	-
E. Baton Rouge	E. Baton Rouge Parish Sheriff	-	X	X	-	-	X	X	X	-	J	X
E. Baton Rouge	Baton Rouge Police	X	X	X	X	X	X	X	X	X	R	X
Jefferson	Kenner Police	X	X	X	X	X	X	X	X	X	R	X
Lafayette	Lafayette Parish Sheriff	X	X	X	X	-	X	X	X	X	R	X
Lafourche	Lafourche Parish Sheriff	X	-	-	X	-	X	X	X	X	R	X
Orleans	New Orleans Police	X	X	X	X	-	X	X	X	X	R	-
Ouachita	Ouachita Parish Sheriff	-	-	X	-	-	X	X	-	-	-	-
Ouachita	Monroe Police	X	X	X	X	-	X	X	X	X	R	X
Rapides	Alexandria Police	X	X	X	X	-	X	X	X	X	R	X
St. Bernard	St. Bernard Parish Sheriff	X	X	-	X	-	X	-	-	X	R	X
St. Charles	St. Charles Parish Sheriff	X	X	X	-	-	X	X	X	X	R	X
St. John the Baptist	St. John the Baptist Sheriff	X	X	X	X	X	X	X	X	X	R	X
St. Landry	St. Landry Parish Sheriff	-	-	X	-	-	X	X	X	X	R	X
St. Tammany	St. Tammany Parish Sheriff	X	-	X	X	-	X	X	X	X	R	X
Terrebonne	Terrebonne Parish Sheriff	X	-	X	X	-	-	X	-	-	-	-
<b>MARYLAND</b>												
Anne Arundel	Anne Arundel County Police	X	X	X	X	X	X	X	X	X	R	X
Anne Arundel	Annapolis Police	X	X	X	X	-	X	-	-	X	R	X
Baltimore(city)	Baltimore Police	-	X	X	X	X	X	X	X	X	O	X
Baltimore	Baltimore County Police	X	X	X	X	-	X	X	X	X	R	X
Charles	Charles County Sheriff	-	-	X	-	-	X	-	X	X	J	X
Harford	Harford County Sheriff	X	X	X	X	-	X	X	X	X	R	X
Howard	Howard County Police	X	X	X	X	X	X	X	X	X	R	X
Montgomery	Montgomery County Police	X	X	X	X	X	X	X	X	X	R	X
Prince George's	Prince George's County Police	X	X	X	X	-	X	X	X	X	R	X
<b>MASSACHUSETTS</b>												
Bristol	Fall River Police	-	-	X	X	-	X	-	-	-	D	X
Bristol	New Bedford Police	-	-	X	X	-	X	X	X	-	R	X
Essex	Lawrence Police	-	-	-	-	-	-	-	-	-	R	-
Essex	Lynn Police	-	-	X	-	-	X	X	X	X	R	X
Hampden	Chicopee Police	X	X	X	-	-	X	X	X	X	R	X
Hampden	Holyoke Police	X	X	X	X	-	X	X	X	X	J	X
Hampden	Springfield Police	-	-	X	X	-	X	X	-	-	R	-
Middlesex	Cambridge Police	X	X	X	X	-	X	X	-	X	D	X
Middlesex	Framingham Police	X	-	X	X	X	X	-	X	X	D	X
Middlesex	Lowell Police	X	-	X	X	-	X	-	X	X	R	X
Middlesex	Malden Police	-	X	X	-	X	X	-	X	X	R	-
Middlesex	Medford Police	-	X	X	-	X	X	X	X	X	R	-
Middlesex	Newton Police	X	X	X	X	-	X	X	X	X	R	X
Middlesex	Somerville Police	X	X	X	X	-	X	X	X	-	D	-
Middlesex	Waltham Police	X	X	X	X	X	X	X	X	X	R	-

Table 21a. - continued

County	Name of agency	Agencies with a written policy directive pertaining to:										
		Confidential funds	Discretionary arrest	Domestic disputes	Employee counseling	Homeless persons	Juveniles	Maximum work hours	Mentally ill persons	Off-duty work	Pursuit driving	Strip searches
<b>MASSACHUSETTS (cont.)</b>												
Norfolk	Brookline Police	-	X	X	X	X	X	X	X	X	R	X
Norfolk	Quincy Police	X	X	X	X	-	X	X	-	-	R	X
Plymouth	Brockton Police	X	X	X	X	-	X	-	X	-	R	X
Suffolk	Boston Police	X	X	X	X	-	X	X	-	X	R	-
Suffolk	Revere Police	-	-	X	-	-	-	X	-	X	R	-
Worcester	Worcester Police	-	X	X	X	X	X	-	X	X	R	X
<b>MICHIGAN</b>												
Calhoun	Battle Creek Police	X	-	X	X	-	X	X	X	-	R	X
Genesee	Flint Police	X	X	X	X	-	X	X	X	X	R	X
Ingham	Lansing Police	-	-	X	X	X	X	X	X	X	R	X
Kalamazoo	Kalamazoo Police	X	X	X	X	-	X	X	X	X	R	X
Kent	Kent County Sheriff	X	X	X	X	-	X	X	X	X	J	X
Kent	Grand Rapids Police	-	X	X	X	-	X	-	X	X	R	X
Macomb	Macomb County Sheriff	-	-	X	-	-	X	X	-	X	R	X
Macomb	Sterling Heights Police	-	X	X	X	X	X	X	X	X	J	X
Macomb	Warren Police	X	-	X	X	X	X	-	X	X	R	X
Oakland	Oakland County Sheriff	X	-	X	X	-	X	X	X	X	R	X
Oakland	Farmington Hills Police	X	-	X	-	-	X	-	X	X	R	X
Oakland	Pontiac Police	X	X	X	-	-	X	-	X	X	J	X
Oakland	Southfield Police	X	X	X	X	X	X	X	X	X	R	X
Oakland	Troy Police	X	X	X	X	X	X	-	X	X	R	X
Saginaw	Saginaw Police	X	X	X	X	-	X	-	X	X	R	X
Washtenaw	Washtenaw County Sheriff	X	X	X	X	X	X	X	X	X	R	X
Washtenaw	Ann Arbor Police	X	X	X	X	X	X	X	X	X	R	X
Wayne	Wayne County Sheriff	X	-	X	X	-	X	X	X	X	R	X
Wayne	Dearborn Police	X	X	X	X	X	X	X	X	X	R	X
Wayne	Detroit Police	X	-	X	-	-	X	-	X	X	J	X
Wayne	Livonia Police	X	X	X	X	X	X	X	X	X	R	X
Wayne	Taylor Police	-	X	X	X	-	X	X	X	X	R	X
Wayne	Westland Police	X	-	X	-	-	X	X	X	X	R	X
<b>MINNESOTA</b>												
Hennepin	Bloomington Police	X	X	X	X	X	X	-	X	X	R	X
Hennepin	Minneapolis Police	X	X	X	X	-	X	X	X	X	R	X
Ramsey	Ramsey County Sheriff	X	X	X	X	-	X	-	X	X	R	X
Ramsey	St. Paul Police	X	X	X	X	X	X	X	X	X	R	X
St. Louis	Duluth Police	X	X	X	X	-	X	X	X	X	R	-
<b>MISSISSIPPI</b>												
Forrest	Hattiesburg Police	X	X	X	X	X	X	-	X	X	R	X
Harrison	Biloxi Police	X	X	X	X	-	X	-	-	X	R	-
Harrison	Gulfport Police	X	X	X	X	-	X	X	-	X	R	X
Hinds	Jackson Police	X	X	X	X	-	X	X	-	X	R	X
Jackson	Jackson County Sheriff	-	-	-	-	-	X	X	-	X	R	-
<b>MISSOURI</b>												
Boone	Columbia Police	X	X	X	X	-	X	X	-	X	R	X
Buchanan	St. Joseph Police	X	X	X	X	-	X	X	X	X	R	X
Greene	Springfield Police	X	X	X	X	-	X	X	X	X	R	X
Jackson	Independence Police	X	X	X	X	X	X	X	X	X	R	X
Jackson	Kansas City Police	X	X	X	X	-	X	X	X	X	R	X
Jefferson	Jefferson County Sheriff	X	X	X	X	-	X	X	X	X	R	X
St. Charles	St. Charles County Sheriff	X	X	X	X	-	X	X	-	X	R	-
St. Louis(city)	St. Louis Police	-	-	X	X	X	X	-	X	X	R	X
St. Louis	St. Louis County Police	X	X	X	X	-	X	X	X	X	R	X
<b>MONTANA</b>												
Yellowstone	Billings Police	X	X	X	X	-	X	X	X	X	R	X
<b>NEBRASKA</b>												
Douglas	Omaha Police	X	X	X	X	X	X	-	X	X	J	X
Lancaster	Lincoln Police	X	X	X	X	X	X	X	X	X	R	X
<b>NEVADA</b>												
Clark	Las Vegas Metropolitan Police	X	X	X	X	-	X	-	X	X	O	X
Clark	North Las Vegas Police	X	X	X	X	-	X	-	-	X	R	-
Nye	Nye County Sheriff	X	X	X	X	-	X	X	X	X	J	-
Washoe	Washoe County Sheriff	X	X	X	X	-	X	X	X	X	R	X
Washoe	Reno Police	X	X	X	X	-	X	X	X	X	R	-

Table 21a. - continued

County	Name of agency	Agencies with a written policy directive pertaining to:										
		Confidential funds	Discretionary arrest	Domestic disputes	Employee counseling	Homeless persons	Juveniles	Maximum work hours	Mentally ill persons	Off-duty work	Pursuit driving	Strip searches
<b>NEW HAMPSHIRE</b>												
Hillsborough	Manchester Police	X	X	X	X	X	X	X	X	X	D	X
Hillsborough	Nashua Police	X	X	X	X	-	X	-	X	X	R	X
<b>NEW JERSEY</b>												
Atlantic	Atlantic City Police	X	-	X	X	-	X	X	-	X	R	X
Camden	Camden Police	X	X	X	X	X	X	X	X	X	O	X
Camden	Cherry Hill Police	-	-	X	X	X	X	-	-	X	R	X
Essex	Bloomfield Police	-	-	X	X	-	X	X	X	X	R	X
Essex	East Orange Police	X	X	X	X	-	X	X	-	X	R	X
Essex	Irvington Police	-	X	X	X	-	X	-	X	X	R	X
Essex	Newark Police	X	-	X	-	-	X	X	-	X	R	X
Essex	West Orange Police	-	-	X	X	X	X	X	X	X	O	X
Hudson	Hudson County Sheriff	X	X	X	X	-	X	X	-	-	R	-
Hudson	Bayonne Police	X	X	X	X	X	X	X	X	X	R	X
Hudson	Hoboken Police	-	-	X	-	-	X	X	-	X	R	X
Hudson	Jersey City Police	-	-	X	-	-	X	-	-	-	R	X
Hudson	North Bergen Police	X	X	X	X	X	X	X	X	X	O	X
Hudson	Union City Police	-	X	X	X	X	X	-	X	X	R	X
Hudson	West New York Police	-	-	X	-	-	-	-	X	X	R	X
Mercer	Hamilton Police	-	-	X	X	-	X	-	X	X	R	X
Mercer	Trenton Police	-	-	X	X	-	X	X	-	X	R	X
Middlesex	Edison Police	-	X	X	X	X	X	X	X	X	R	X
Middlesex	New Brunswick Police	-	-	X	X	X	X	X	X	X	R	X
Middlesex	Perth Amboy Police	X	-	X	X	X	X	X	X	X	R	X
Middlesex	Woodbridge Police	X	X	X	X	X	X	-	X	X	R	X
Monmouth	Long Branch Police	-	-	X	X	X	X	X	X	X	R	X
Morris	Parsippany Police	X	X	X	X	X	X	X	X	X	R	X
Ocean	Brick Township Police	X	X	X	X	X	X	X	X	X	R	X
Ocean	Dover Township Police	X	X	X	X	X	X	X	X	X	R	X
Passaic	Passaic County Sheriff	X	-	X	X	X	X	-	X	X	O	X
Passaic	Clifton Police	-	-	X	X	-	X	X	X	X	R	X
Passaic	Passaic Police	X	-	X	X	X	X	X	X	X	R	X
Passaic	Wayne Police	-	-	X	X	-	X	-	X	X	R	X
Union	Union County Sheriff	-	X	X	-	-	X	X	X	X	R	X
Union	Elizabeth Police	-	X	X	X	X	X	X	X	X	R	X
Union	Linden Police	X	-	X	-	X	X	-	X	-	R	X
Union	Plainfield Police	X	-	X	X	X	X	X	X	X	R	X
Union	Union Police	-	-	X	-	-	X	X	X	X	R	X
<b>NEW MEXICO</b>												
Bernalillo	Bernalillo County Sheriff	X	X	X	X	X	X	X	X	X	R	X
Bernalillo	Albuquerque Police	X	X	X	X	-	X	-	X	X	R	X
Dona Ana	Las Cruces Police	X	X	X	X	X	X	-	X	X	D	-
Santa Fe	Santa Fe Police	X	X	X	X	-	X	X	X	X	R	X
<b>NEW YORK</b>												
Albany	Albany Police	X	X	X	X	X	X	-	X	X	R	X
Albany	Colonie Police	X	X	X	X	X	X	X	X	X	R	X
Broome	Binghamton Police	-	X	X	X	-	X	X	X	X	R	-
Dutchess	Dutchess County Sheriff	X	X	X	X	-	X	-	-	X	R	X
Erie	Erie County Sheriff	X	X	X	X	-	X	X	X	X	J	X
Erie	Amherst Police	X	X	X	-	X	X	X	X	X	R	-
Erie	Buffalo Police	X	X	X	X	X	X	X	X	X	R	X
Erie	Cheektowaga Police	X	X	X	X	-	X	X	X	X	R	X
Erie	Tonawanda Police	X	-	X	-	-	X	X	X	X	R	-
Monroe	Monroe County Sheriff	X	X	X	X	-	X	X	X	X	R	X
Monroe	Rochester Police	X	X	X	X	-	X	X	X	X	R	X
Nassau	Nassau County Police	X	X	X	X	X	X	X	X	X	R	X
Nassau	Hempstead Police	X	X	X	-	X	X	X	X	X	R	X
New York City	New York City Police	X	X	X	X	X	X	X	X	X	R	X
Niagara	Niagara County Sheriff	X	X	X	-	-	X	X	X	X	R	X
Niagara	Niagara Falls Police	X	X	X	X	X	X	X	X	X	R	X
Onondaga	Onondaga County Sheriff	X	X	X	X	-	X	X	X	X	J	-
Onondaga	Syracuse Police	X	X	X	X	X	X	X	X	X	R	X
Oswego	Oswego County Sheriff	-	-	X	X	X	X	-	X	X	J	X
Rensselaer	Troy Police	X	X	X	-	X	X	X	X	X	R	X
Rockland	Clarkstown Police	X	-	X	X	X	X	X	X	X	O	X
Rockland	Ramapo Police	-	X	X	X	-	X	-	X	X	R	X
Schenectady	Schenectady Police	-	-	X	X	-	-	X	X	X	R	-
Suffolk	Suffolk County Police	X	-	X	X	-	X	-	X	X	R	X
Westchester	Westchester County Police	X	X	X	X	X	X	X	X	X	R	-
Westchester	Greenburgh Police	X	X	X	-	-	X	-	X	X	R	X
Westchester	Mt. Vernon Police	X	-	X	X	-	X	-	X	X	R	X
Westchester	New Rochelle Police	X	X	X	X	X	X	-	X	X	R	-
Westchester	White Plains Police	X	X	X	X	X	X	X	X	X	R	X
Westchester	Yonkers Police	X	X	X	-	-	-	X	-	X	R	X

Table 21a. - continued

County	Name of agency	Agencies with a written policy directive pertaining to:										
		Confidential funds	Discretionary arrest	Domestic disputes	Employee counseling	Homeless persons	Juveniles	Maximum work hours	Mentally ill persons	Off-duty work	Pursuit driving	Strip searches
<b>NORTH CAROLINA</b>												
Alamance	Burlington Police	X	X	X	X	-	X	-	X	X	J	X
Buncombe	Buncombe County Sheriff	X	X	X	X	-	X	X	X	X	R	X
Buncombe	Asheville Police	X	X	X	X	X	X	X	X	X	R	X
Cabarrus	Cabarrus County Sheriff	-	-	-	-	-	-	X	-	-	O	-
Cumberland	Cumberland County Sheriff	X	X	X	X	-	X	X	X	X	D	X
Cumberland	Fayetteville Police	X	-	X	X	X	X	X	X	X	R	X
Durham	Durham Police	X	-	X	X	-	-	X	X	X	R	X
Forsyth	Winston-Salem Police	X	X	X	X	X	X	X	X	X	R	X
Gaston	Gaston County Police	X	X	X	X	-	X	-	X	X	R	-
Gaston	Gastonia Police	X	X	-	X	-	X	X	X	X	R	X
Guilford	Guilford County Sheriff	-	-	X	X	-	X	X	X	X	J	X
Guilford	Greensboro Police	X	X	X	X	-	X	X	X	X	J	X
Guilford	High Point Police	-	-	X	X	-	-	X	-	X	J	-
Mecklenburg	Charlotte-Mecklenburg Police	X	X	X	X	-	X	X	X	X	J	X
Nash	Rocky Mount Police	X	X	X	X	X	X	X	X	X	R	X
New Hanover	Wilmington Police	X	X	X	X	X	X	-	X	X	R	-
Pitt	Greenville Police	X	X	X	-	-	X	-	-	X	R	-
Wake	Wake County Sheriff	X	X	X	-	X	X	X	X	X	R	X
Wake	Raleigh Police	X	X	X	X	X	X	X	X	X	J	X
<b>OHIO</b>												
Butler	Butler County Sheriff	X	X	X	X	-	X	X	X	X	R	X
Butler	Hamilton Police	X	X	X	X	X	X	X	X	X	D	X
Cuyahoga	Cleveland Police	-	X	X	X	-	X	-	X	X	R	X
Cuyahoga	Euclid Police	X	-	X	X	-	X	-	X	X	R	-
Franklin	Franklin County Sheriff	X	X	X	X	-	X	-	X	X	J	X
Franklin	Columbus Police	-	X	X	X	-	X	-	X	X	R	X
Hamilton	Hamilton County Sheriff	X	-	X	X	-	X	-	X	X	R	X
Hamilton	Cincinnati Police	X	X	X	X	X	X	X	X	X	R	X
Lorain	Lorain Police	X	-	X	X	-	X	-	X	X	R	X
Lucas	Toledo Police	X	X	X	X	-	X	X	X	X	R	X
Mahoning	Youngstown Police	X	X	X	X	-	X	-	X	X	R	X
Montgomery	Dayton Police	X	X	X	X	-	X	X	X	X	R	X
Stark	Canton Police	X	-	X	X	-	X	-	X	X	R	X
Summit	Akron Police	X	X	X	X	X	X	X	X	X	R	X
<b>OKLAHOMA</b>												
Cleveland	Norman Police	-	-	X	X	X	X	X	X	X	J	-
Comanche	Lawton Police	X	-	X	X	-	X	-	X	X	R	X
Oklahoma	Oklahoma County Sheriff	X	X	X	X	X	X	X	X	X	R	X
Oklahoma	Oklahoma City Police	X	X	X	X	-	X	X	X	X	J	X
Tulsa	Tulsa County Sheriff	X	X	X	X	-	X	X	X	X	O	X
Tulsa	Tulsa Police	X	-	X	X	-	X	-	X	X	O	X
<b>OREGON</b>												
Clackamas	Clackamas County Sheriff	X	X	X	X	-	X	X	X	X	O	X
Lane	Lane County Sheriff	X	X	X	X	-	X	X	X	X	R	X
Lane	Eugene Police	X	X	X	X	X	X	-	X	X	R	X
Linn	Linn County Sheriff	X	X	X	X	-	X	X	X	X	R	X
Marion	Salem Police	X	X	X	X	-	X	X	X	X	J	-
Multnomah	Portland Police	X	X	X	X	-	X	-	X	X	J	X
Washington	Washington County Sheriff	-	-	X	X	-	X	X	X	X	R	X
<b>PENNSYLVANIA</b>												
Allegheny	Allegheny County Police	X	X	X	X	X	X	X	X	X	-	X
Allegheny	Pittsburgh Police	-	X	X	X	-	X	-	-	X	R	X
Berks	Reading Police	X	-	X	-	-	X	-	-	X	R	X
Dauphin	Harrisburg Police	X	-	X	X	X	X	X	X	X	R	X
Delaware	Upper Darby Township Police	-	-	-	-	-	-	-	-	X	R	X
Erie	Erie Police	X	-	X	-	-	X	-	X	X	R	-
Lancaster	Lancaster Police	X	X	X	X	-	X	X	X	X	R	X
Lehigh	Allentown Police	X	X	X	X	-	X	X	X	X	R	X
Montgomery	Lower Merion Township Police	-	-	X	X	X	X	X	X	-	R	X
Northampton	Bethlehem Police	X	X	X	X	X	X	X	X	X	R	X
Philadelphia	Philadelphia Police	-	-	X	X	-	X	-	X	X	R	X
<b>RHODE ISLAND</b>												
Kent	Warwick Police	X	X	X	X	X	X	-	X	X	R	X
Providence	Cranston Police	-	-	X	X	X	X	-	X	X	R	X
Providence	Pawtucket Police	X	X	X	X	X	X	X	X	X	R	X
Providence	Providence Police	X	X	X	X	-	X	X	X	X	R	X
Providence	Woonsocket Police	-	X	X	X	-	-	X	-	X	R	-

Table 21a. - continued

County	Name of agency	Agencies with a written policy directive pertaining to:										
		Confidential funds	Discretionary arrest	Domestic disputes	Employee counseling	Homeless persons	Juveniles	Maximum work hours	Mentally ill persons	Off-duty work	Pursuit driving	Strip searches
<b>SOUTH CAROLINA</b>												
Anderson	Anderson County Sheriff	X	-	X	X	-	X	-	-	X	O	-
Beaufort	Beaufort County Sheriff	X	-	X	X	-	X	-	X	X	R	X
Charleston	Charleston County Sheriff	X	X	X	X	X	X	X	X	X	R	X
Charleston	Charleston Police	X	X	X	X	X	X	X	X	X	R	X
Greenville	Greenville County Sheriff	X	X	X	X	-	X	-	X	X	R	X
Greenville	Greenville Police	X	X	X	X	X	X	-	X	X	R	-
Horry	Horry County Police	X	X	X	X	-	X	-	-	X	J	X
Horry	Myrtle Beach Police	X	-	X	X	-	X	-	X	X	R	-
Richland	Richland County Sheriff	X	X	-	-	-	X	X	X	X	R	X
Richland	Columbia Police	X	-	-	X	-	X	-	-	X	R	-
Spartanburg	Spartanburg County Sheriff	X	X	-	X	-	X	X	-	X	D	-
Spartanburg	Spartanburg Police	X	X	X	X	-	X	-	-	X	R	X
<b>SOUTH DAKOTA</b>												
Minnehaha	Sioux Falls Police	X	X	X	X	X	X	X	X	X	R	X
<b>TENNESSEE</b>												
Davidson	Nashville Metropolitan Police	X	X	X	X	-	X	X	X	X	R	X
Hamilton	Hamilton County Sheriff	X	X	X	X	X	X	X	X	X	R	X
Hamilton	Chattanooga Police	X	X	X	X	X	X	X	X	X	R	-
Knox	Knox County Sheriff	-	-	X	X	-	X	-	X	X	R	-
Knox	Knoxville Police	X	X	X	X	-	X	-	X	X	R	X
Madison	Jackson Police	-	X	X	X	-	X	X	X	X	R	X
Montgomery	Clarksville Police	X	-	X	X	X	X	-	X	X	R	X
Rutherford	Murfreesboro Police	X	X	X	X	X	X	X	X	X	R	-
Shelby	Memphis Police	X	-	X	X	-	X	-	X	X	D	-
Sullivan	Sullivan County Sheriff	X	X	X	X	X	X	X	X	X	R	X
Washington	Johnson City Police	X	X	X	X	-	X	X	X	X	R	X
<b>TEXAS</b>												
Bell	Killeen Police	X	X	X	X	-	X	X	X	X	R	X
Bell	Temple Police	X	X	X	X	-	X	X	X	X	R	X
Bexar	Bexar County Sheriff	-	X	-	X	-	X	X	-	X	R	X
Bexar	San Antonio Police	X	X	X	X	X	X	X	X	X	R	X
Cameron	Brownsville Police	X	-	X	-	-	X	X	-	X	R	X
Cameron	Harlingen Police	-	X	X	-	-	X	X	X	X	R	X
Collin	Plano Police	X	X	X	X	-	X	X	X	X	R	X
Dallas	Carrollton Police	X	X	X	X	-	X	X	X	X	R	X
Dallas	Dallas Police	X	X	X	X	X	X	X	X	X	R	X
Dallas	Garland Police	X	X	X	X	-	X	-	X	X	R	X
Dallas	Grand Prairie Police	X	X	X	X	-	X	X	-	X	J	X
Dallas	Irving Police	X	X	-	X	-	X	-	X	-	R	X
Dallas	Mesquite Police	-	-	X	X	-	X	-	X	X	R	-
Dallas	Richardson Police	X	X	X	X	-	X	X	X	X	R	X
Denton	Denton Police	-	-	X	X	-	X	-	-	X	R	X
Ector	Odessa Police	X	-	X	-	-	X	X	X	X	R	-
El Paso	El Paso Police	-	X	X	X	-	X	X	X	X	R	X
Fort Bend	Fort Bend County Sheriff	X	-	X	X	-	X	-	X	X	R	X
Gregg	Longview Police	-	-	X	X	-	X	-	X	X	R	-
Harris	Harris County Sheriff	X	X	X	X	-	X	X	-	X	R	-
Harris	Baytown Police	X	X	X	X	-	X	X	X	X	R	X
Harris	Houston Police	X	X	X	X	X	X	X	X	X	J	X
Harris	Pasadena Police	-	X	X	X	-	X	X	X	X	R	X
Hidalgo	Hidalgo County Sheriff	X	X	X	X	-	X	X	X	X	R	X
Hidalgo	McAllen Police	X	X	X	X	X	X	-	X	X	R	X
Jefferson	Beaumont Police	X	X	X	X	-	X	X	X	X	R	X
Jefferson	Port Arthur Police	-	-	X	X	-	X	X	X	X	R	-
Lubbock	Lubbock Police	X	X	X	X	X	X	X	X	X	J	X
McLennan	Waco Police	X	-	X	-	-	X	X	X	X	D	X
Midland	Midland Police	X	X	X	X	-	X	X	X	X	R	X
Nueces	Corpus Christi Police	X	X	X	X	X	X	X	X	X	R	X
Potter	Amarillo Police	X	X	X	X	X	X	-	X	X	D	X
Smith	Tyler Police	X	X	X	X	-	X	X	X	X	R	X
Tarrant	Tarrant County Sheriff	X	X	X	X	X	X	X	X	X	R	X
Tarrant	Arlington Police	X	X	X	X	-	X	X	X	X	R	X
Tarrant	Fort Worth Police	X	X	X	X	-	X	X	X	X	J	-
Taylor	Abilene Police	-	X	X	-	-	X	-	-	X	R	-
Tom Green	San Angelo Police	X	X	X	X	-	X	-	X	X	R	-
Travis	Travis County Sheriff	X	-	X	-	-	-	X	X	X	R	X
Travis	Austin Police	-	X	X	-	X	X	X	X	X	J	-
Webb	Laredo Police	X	X	X	X	X	X	X	X	X	R	X
Wichita	Wichita Falls Police	X	X	X	X	-	X	X	X	X	R	-
Williamson	Williamson County Sheriff	-	X	X	X	-	X	X	-	X	J	X

**Table 21a. - continued**

County	Name of agency	Agencies with a written policy directive pertaining to:										
		Confidential funds	Discretionary arrest	Domestic disputes	Employee counseling	Homeless persons	Juveniles	Maximum work hours	Mentally ill persons	Off-duty work	Pursuit driving	Strip searches
<b>UTAH</b>												
Salt Lake	Salt Lake City Police	X	X	X	X	X	X	-	X	X	R	X
Salt Lake	West Valley City Police	X	X	X	X	-	X	-	X	X	J	X
Weber	Ogden Police	X	X	X	X	X	X	X	X	X	R	X
<b>VIRGINIA</b>												
Alexandria(city)	Alexandria Police	X	X	X	X	X	X	X	X	X	R	X
Arlington	Arlington County Police	X	X	X	X	X	X	X	X	X	R	X
Chesapeake(city)	Chesapeake Police	X	X	X	X	-	X	-	X	X	R	X
Chesterfield	Chesterfield County Police	X	X	X	X	-	X	X	X	X	O	X
Danville(city)	Danville Police	X	X	X	X	-	X	X	X	X	R	X
Fairfax	Fairfax County Police	X	X	X	X	-	X	X	X	X	R	X
Hampton(city)	Hampton Police	X	-	X	X	-	X	-	X	X	D	-
Hanover	Hanover County Sheriff	X	X	X	X	-	X	X	X	X	R	X
Henrico	Henrico County Police	X	X	X	X	X	X	X	X	X	R	X
Loudoun	Loudoun County Sheriff	X	X	X	X	-	X	X	X	X	R	X
Lynchburg(city)	Lynchburg Police	X	X	X	X	-	X	X	X	X	J	X
Newport News(city)	Newport News Police	X	X	X	X	X	X	-	X	X	R	X
Norfolk(city)	Norfolk Police	X	X	X	X	X	X	X	X	X	J	X
Petersburg(city)	Petersburg Police	X	X	X	X	X	X	X	X	X	R	-
Portsmouth(city)	Portsmouth Police	X	X	X	X	-	X	-	X	X	R	X
Prince William	Prince William County Police	X	X	X	X	-	X	X	X	X	R	X
Richmond(city)	Richmond Police	X	X	X	X	-	X	X	X	X	R	X
Roanoke(city)	Roanoke Police	X	-	X	X	-	X	X	X	X	R	X
Suffolk(city)	Suffolk Police	X	X	-	X	-	X	X	-	X	R	-
Virginia Beach(city)	Virginia Beach Police	X	-	X	X	-	X	-	X	X	R	X
<b>WASHINGTON</b>												
Clark	Clark County Sheriff	X	X	X	X	-	X	X	X	X	R	X
Clark	Vancouver Police	X	-	X	X	-	X	-	X	X	R	-
King	King County Sheriff	X	-	X	X	-	X	-	X	X	R	-
King	Bellevue Police	X	X	X	X	X	X	X	X	X	D	X
King	Kent Police	X	X	X	X	-	X	-	X	X	R	X
King	Seattle Police	X	X	X	X	X	X	X	X	X	R	X
Pierce	Pierce County Sheriff	X	X	X	X	-	X	X	X	X	R	X
Pierce	Tacoma Police	X	-	X	X	X	X	-	X	X	R	X
Snohomish	Snohomish County Sheriff	X	X	X	X	-	X	X	X	X	O	-
Snohomish	Everett Police	X	X	X	X	-	X	-	X	X	R	X
Spokane	Spokane County Sheriff	X	-	-	-	-	X	X	-	X	R	X
Spokane	Spokane Police	X	-	X	X	-	X	-	X	X	O	X
Thurston	Thurston County Sheriff	X	X	X	X	X	X	X	X	X	J	X
Yakima	Yakima Police	X	X	X	X	-	X	-	X	X	R	X
<b>WEST VIRGINIA</b>												
Cabell	Huntington Police	X	X	X	-	-	X	X	-	X	R	X
Kanawha	Charleston Police	X	X	X	-	X	X	X	X	X	O	X
<b>WISCONSIN</b>												
Brown	Brown County Sheriff	X	X	X	X	-	X	-	X	X	R	X
Brown	Green Bay Police	X	X	X	X	-	X	X	X	X	R	X
Dane	Dane County Sheriff	X	X	X	X	-	X	X	X	X	R	X
Dane	Madison Police	X	X	X	X	X	X	-	X	X	R	X
Kenosha	Kenosha Police	X	X	X	X	-	X	X	X	X	J	X
Milwaukee	Milwaukee County Sheriff	X	X	X	X	X	X	X	X	X	R	X
Milwaukee	Milwaukee Police	-	X	X	X	X	X	X	X	X	R	X
Milwaukee	West Allis Police	X	X	X	X	-	X	X	X	X	R	X
Outgamie	Appleton Police	X	X	X	X	X	X	-	X	X	R	X
Racine	Racine Police	-	-	X	X	-	X	-	-	X	R	X
Waukesha	Waukesha County Sheriff	X	X	X	-	-	X	-	-	X	O	X

Note: Codes for policy directives are as follows:

- "X"=Agency maintains policy directive pertaining to that topic.
- "-"=Agency does not maintain policy directive pertaining to that topic.

Codes for policy directives pertaining to pursuit driving are as follows:

- "D"=Discouragement policy (agency discourages all vehicle pursuits)
- "J"=Judgmental policy (agency leaves vehicle pursuit decisions to officers' discretion)
- "R"=Restrictive policy (agency restricts vehicle pursuits according to specific criteria such as type of offense or speed)
- "O"=Agency has other type of policy pertaining to vehicle pursuits.
- "-"=Agency does not maintain a policy directive pertaining to vehicle pursuits.

**Table 22a. Policies and procedures pertaining to excessive force complaints maintained by local law enforcement agencies, 1997**

County	Name of agency	Written policy directives			Jurisdiction has civilian complaint review board	Person to whom board reports	External* review of complaints required	Person who makes final disciplinary decision	Right to administrative appeal of decision	
		Citizen complaints	Use of deadly force	Use of nonlethal force					Citizen	Officer
<b>ALABAMA</b>										
Etowah	Gadsden Police	X	X	X	-	-	X	LEX	X	X
Houston	Dothan Police	X	X	X	-	-	-	LEX	-	X
Jefferson	Jefferson County Sheriff	X	X	X	-	-	-	LEX	X	X
Jefferson	Bessemer Police	X	X	X	-	-	X	LEX	X	X
Jefferson	Birmingham Police	X	X	X	-	-	-	LEX	X	X
Jefferson	Hoover Police	X	X	-	-	-	-	LEX	X	X
Madison	Huntsville Police	X	X	X	-	-	X	LEX	-	X
Mobile	Mobile County Sheriff	X	X	X	-	-	X	LEX	X	X
Mobile	Mobile Police	X	X	X	-	-	X	LEX	X	X
Montgomery	Montgomery County Sheriff	X	X	X	-	-	X	LEX	-	X
Montgomery	Montgomery Police	X	X	X	-	-	-	GEX	-	X
Morgan	Decatur Police	-	X	X	-	-	X	GEX	-	X
Tuscaloosa	Tuscaloosa Police	X	X	X	-	-	X	LEX	X	X
<b>ALASKA</b>										
Anchorage	Anchorage Police	X	X	X	-	-	-	LEX	-	X
<b>ARIZONA</b>										
Maricopa	Maricopa County Sheriff	X	X	X	-	-	-	LEX	X	X
Maricopa	Chandler Police	X	X	X	X	LEX	X	LEX	X	X
Maricopa	Glendale Police	X	X	X	X	LEX	-	LEX	X	X
Maricopa	Mesa Police	X	X	X	-	-	-	GEX	-	X
Maricopa	Phoenix Police	X	X	X	-	-	-	LEX	-	X
Maricopa	Scottsdale Police	X	X	X	-	-	X	LEX	X	X
Maricopa	Tempe Police	X	X	X	-	-	-	LEX	-	X
Pima	Pima County Sheriff	X	X	X	-	-	X	LEX	-	X
Pima	Tucson Police	X	X	X	X	GEX	-	LEX	X	X
Pinal	Pinal County Sheriff	-	X	-	-	-	-	LEX	X	X
Yuma	Yuma Police	X	X	X	-	-	-	LEX	X	X
<b>ARKANSAS</b>										
Jefferson	Pine Bluff Police	X	X	X	-	-	X	LEX	X	X
Pulaski	Pulaski County Sheriff	X	X	X	-	-	-	LEX	-	-
Pulaski	Little Rock Police	X	X	X	-	-	X	LEX	-	X
Pulaski	North Little Rock Police	X	X	X	-	-	X	LEX	X	X
Sebastian	Fort Smith Police	X	X	X	-	-	-	LEX	X	X
<b>CALIFORNIA</b>										
Alameda	Alameda County Sheriff	X	X	X	-	-	-	LEX	X	X
Alameda	Alameda Police	X	X	X	-	-	X	LEX	-	X
Alameda	Berkeley Police	X	X	X	S	GEX	X	GEX	-	X
Alameda	Fremont Police	X	X	X	-	-	-	LEX	X	X
Alameda	Hayward Police	X	X	X	-	-	-	LEX	-	X
Alameda	Oakland Police	X	X	X	S	GEX	X	LEX	X	X
Contra Costa	Contra Costa County Sheriff	X	X	X	-	-	X	LEX	X	X
Contra Costa	Concord Police	X	X	X	-	-	-	LEX	-	X
Contra Costa	Richmond Police	X	X	X	S	GVT	X	GEX	X	X
El Dorado	El Dorado County Sheriff	X	X	X	-	-	-	LEX	-	X
Fresno	Fresno County Sheriff	X	X	X	-	-	X	LEX	-	X
Fresno	Fresno Police	X	X	X	-	-	X	LEX	-	X
Kern	Kern County Sheriff	X	X	-	-	-	X	LEX	-	X
Kern	Bakersfield Police	X	X	X	-	-	X	LEX	X	X
Los Angeles	Los Angeles County Sheriff	X	X	X	S	GVT	X	LEX	X	X
Los Angeles	Beverly Hills Police	X	X	X	-	-	-	LEX	-	X
Los Angeles	Burbank Police	X	X	X	-	-	X	LEX	X	X
Los Angeles	Compton Police	X	X	X	-	-	-	LEX	-	X
Los Angeles	Culver City Police	X	X	X	-	-	-	LEX	-	X
Los Angeles	Downey Police	X	X	-	-	-	X	LEX	-	X
Los Angeles	El Monte Police	-	X	X	-	-	-	OSP	-	X
Los Angeles	Glendale Police	X	X	X	-	-	X	LEX	-	X
Los Angeles	Inglewood Police	X	X	X	-	-	X	LEX	X	X
Los Angeles	Long Beach Police	X	X	X	X	GEX	-	GEX	X	X
Los Angeles	Los Angeles Police	X	X	X	S	GEX	X	LEX	X	X
Los Angeles	Pasadena Police	X	X	X	X	LEX	X	LEX	-	X
Los Angeles	Pomona Police	X	X	X	-	-	-	LEX	X	X
Los Angeles	Santa Monica Police	X	X	X	-	-	X	LEX	-	X
Los Angeles	Torrance Police	X	X	X	-	-	-	LEX	-	X
Los Angeles	West Covina Police	X	X	X	-	-	X	LEX	-	X
Los Angeles	Whittier Police	X	X	X	-	-	X	LEX	-	X
Marin	Marin County Sheriff	X	X	X	-	-	-	LEX	X	X
Monterey	Monterey County Sheriff	X	X	X	-	-	X	LEX	-	X
Monterey	Salinas Police	-	X	X	-	-	X	LEX	-	X
Orange	Orange County Sheriff-Coroner	X	X	X	-	-	X	LEX	-	X
Orange	Anaheim Police	X	X	X	-	-	X	LEX	-	X
Orange	Costa Mesa Police	X	X	X	-	-	-	LEX	X	X
Orange	Fullerton Police	X	X	-	-	-	-	LEX	X	X
Orange	Garden Grove Police	X	X	X	-	-	-	OTH	-	X
Orange	Huntington Beach Police	X	X	X	-	-	X	LEX	X	X



Table 22a. - continued

County	Name of agency	Written policy directives			Jurisdiction has civilian complaint review board	Person to whom board reports	External* review of complaints required	Person who makes final disciplinary decision	Right to administrative appeal of decision	
		Citizen complaints	Use of deadly force	Use of nonlethal force					Citizen	Officer
<b>CALIFORNIA (cont.)</b>										
Orange	Irvine Police	X	X	X	-	-	-	LEX	X	X
Orange	Newport Beach Police	X	X	X	-	-	-	LEX	-	X
Orange	Orange Police	X	X	X	-	-	-	GEX	-	X
Orange	Santa Ana Police	X	X	X	-	-	X	LEX	-	X
Placer	Placer County Sheriff	X	X	X	-	-	-	LEX	-	X
Riverside	Riverside County Sheriff	X	X	-	-	-	-	OTH	-	X
Riverside	Corona Police	X	X	X	-	-	-	LEX	-	X
Riverside	Riverside Police	X	X	X	-	-	-	LEX	-	X
Sacramento	Sacramento County Sheriff	X	X	X	-	-	X	LEX	X	X
Sacramento	Sacramento Police	X	X	X	-	-	X	LEX	-	X
San Bernardino	San Bernardino County Sheriff	X	X	X	-	-	-	LEX	-	X
San Bernardino	Fontana Police	X	X	X	-	-	X	LEX	-	X
San Bernardino	Ontario Police	X	X	X	-	-	-	LEX	-	X
San Bernardino	Rialto Police	X	X	X	-	-	-	LEX	-	X
San Bernardino	San Bernardino Police	X	X	X	-	-	X	LEX	-	X
San Diego	San Diego County Sheriff	X	X	X	S	GVT	-	LEX	-	X
San Diego	Chula Vista Police	X	X	X	-	-	-	LEX	-	X
San Diego	El Cajon Police	X	X	X	-	-	-	LEX	-	X
San Diego	Escondido Police	X	X	X	-	-	X	LEX	-	X
San Diego	Oceanside Police	X	X	X	-	-	-	LEX	-	X
San Diego	San Diego Police	X	X	X	X	LEX	X	LEX	-	X
San Francisco	San Francisco Police	X	X	X	S	OTH	X	OTH	X	X
San Joaquin	San Joaquin County Sheriff	X	X	X	-	-	X	LEX	X	X
San Joaquin	Stockton Police	X	X	X	X	GVT	X	GEX	-	X
San Luis Obispo	San Luis Obispo County Sheriff	X	X	X	-	-	X	LEX	-	X
San Mateo	San Mateo County Sheriff	X	X	X	-	-	X	LEX	-	X
San Mateo	Daly City Police	X	X	X	-	-	X	GEX	X	X
San Mateo	San Mateo Police	X	X	X	-	-	X	LEX	X	X
Santa Barbara	Santa Barbara County Sheriff	X	X	X	-	-	-	LEX	X	X
Santa Barbara	Santa Barbara Police	X	X	X	-	-	X	LEX	X	X
Santa Clara	Santa Clara County Sheriff	X	X	X	-	-	X	LEX	-	X
Santa Clara	San Jose Police	X	X	X	X	GVT	-	LEX	-	X
Santa Clara	Santa Clara Police	X	X	X	-	-	X	LEX	-	X
Santa Clara	Sunnyvale Police	X	X	X	-	-	X	GEX	X	X
Santa Cruz	Santa Cruz County Sheriff	X	X	X	-	-	-	LEX	X	X
Shasta	Shasta County Sheriff	X	X	X	-	-	-	LEX	-	X
Solano	Vallejo Police	X	X	X	-	-	X	LEX	X	X
Sonoma	Sonoma County Sheriff-Coroner	X	X	X	-	-	-	LEX	X	X
Sonoma	Santa Rosa Police	X	X	X	-	-	-	LEX	X	X
Stanislaus	Stanislaus County Sheriff	X	X	X	-	-	X	OTH	X	X
Stanislaus	Modesto Police	X	X	X	-	-	X	LEX	X	X
Tulare	Tulare County Sheriff	X	X	X	-	-	-	LEX	-	X
Ventura	Ventura County Sheriff	X	X	X	-	-	X	LEX	-	X
Ventura	Simi Valley Police	X	X	X	-	-	-	LEX	-	X
Ventura	Ventura Police	X	X	X	-	-	-	LEX	-	X
<b>COLORADO</b>										
Adams	Adams County Sheriff	X	X	X	-	-	X	OSP	-	X
Adams	Westminster Police	X	X	X	-	-	X	LEX	-	X
Arapahoe	Aurora Police	X	X	X	-	-	X	LEX	X	X
Boulder	Boulder County Sheriff	X	X	X	-	-	X	LEX	X	X
Boulder	Boulder Police	X	X	X	X	LEX	X	LEX	X	X
Denver	Denver Police	X	X	X	S	GEX	-	LEX	X	X
Douglas	Douglas County Sheriff	X	X	X	-	-	X	LEX	X	X
El Paso	El Paso County Sheriff	X	X	X	-	-	X	LEX	X	X
El Paso	Colorado Springs Police	X	X	X	-	-	X	LEX	-	X
Jefferson	Jefferson County Sheriff	X	X	X	-	-	X	LEX	-	X
Jefferson	Arvada Police	X	X	X	-	-	X	LEX	X	X
Jefferson	Lakewood Police	X	X	X	-	-	X	LEX	-	X
Larimer	Larimer County Sheriff	X	X	X	-	-	X	LEX	-	X
Larimer	Fort Collins Police	X	X	X	X	GEX	X	LEX	X	X
Pueblo	Pueblo Police	X	X	X	-	-	-	LEX	X	X
<b>CONNECTICUT</b>										
Fairfield	Bridgeport Police	X	X	X	S	GEX	X	LEX	X	X
Fairfield	Danbury Police	X	X	X	-	-	X	LEX	-	X
Fairfield	Greenwich Police	X	X	X	-	-	-	GEX	-	X
Fairfield	Norwalk Police	X	X	X	-	-	-	OTH	X	X
Fairfield	Stamford Police	X	X	X	-	-	X	LEX	X	X
Hartford	Bristol Police	X	X	X	-	-	-	LEX	X	X
Hartford	East Hartford Police	X	X	X	-	-	X	LEX	-	X
Hartford	Hartford Police	X	X	X	X	GEX	X	LEX	X	X
Hartford	Manchester Police	X	X	X	-	-	X	LEX	-	X
Hartford	New Britain Police	X	X	X	-	-	X	OTH	X	X
New Haven	Meriden Police	X	X	X	-	-	X	LEX	-	X
New Haven	Milford Police	X	X	X	-	-	X	LEX	-	X
New Haven	New Haven Police	X	X	X	S	LEX	-	OTH	X	X
New Haven	Waterbury Police	X	X	X	-	-	X	LEX	-	X
New Haven	West Haven Police	X	X	X	-	-	-	OTH	X	X

Table 22a. - continued

County	Name of agency	Written policy directives			Jurisdiction has civilian complaint review board	Person to whom board reports	External* review of complaints required	Person who makes final disciplinary decision	Right to administrative appeal of decision	
		Citizen complaints	Use of deadly force	Use of nonlethal force					Citizen	Officer
<b>DELAWARE</b>										
New Castle	New Castle County Police	X	X	X	-	-	X	LEX	-	X
New Castle	Wilmington Police	X	X	X	-	-	-	LEX	-	X
<b>DISTRICT OF COLUMBIA</b>										
Washington, DC	Washington Metropolitan Police	X	X	X	-	-	X	OTH	X	X
<b>FLORIDA</b>										
Alachua	Alachua County Sheriff	X	X	X	-	-	X	LEX	-	X
Alachua	Gainesville Police	X	X	X	-	-	-	LEX	-	X
Bay	Bay County Sheriff	X	X	X	-	-	X	OSP	X	X
Brevard	Brevard County Sheriff	X	X	X	-	-	X	LEX	X	X
Brevard	Melbourne Police	X	X	X	-	-	X	LEX	-	X
Brevard	Palm Bay Police	X	X	X	-	-	X	LEX	-	X
Broward	Broward County Sheriff	X	X	X	X	LEX	X	LEX	X	X
Broward	Coral Springs Police	X	X	X	-	-	X	LEX	X	X
Broward	Davie Police	X	X	X	-	-	X	LEX	-	X
Broward	Fort Lauderdale Police	X	X	X	X	GEX	X	GEX	-	X
Broward	Hollywood Police	X	X	X	-	-	X	LEX	X	X
Broward	Margate Police	X	X	X	-	-	X	GEX	-	X
Broward	Miramar Police	X	X	X	-	-	X	LEX	X	X
Broward	Pembroke Pines Police	X	X	X	-	-	-	GEX	-	X
Broward	Plantation Police	X	X	X	-	-	X	LEX	X	X
Broward	Pompano Beach Police	X	X	X	-	-	X	LEX	-	X
Broward	Sunrise Police	X	X	X	-	-	-	GEX	-	X
Charlotte	Charlotte County Sheriff	X	X	X	-	-	X	LEX	X	X
Citrus	Citrus County Sheriff	X	X	X	-	-	X	LEX	-	X
Clay	Clay County Sheriff	X	X	X	-	-	-	LEX	-	X
Collier	Collier County Sheriff	-	X	X	-	-	X	OTH	-	X
Dade	Metro-Dade Police	X	X	X	X	GVT	X	LEX	-	X
Dade	Coral Gables Police	X	X	X	-	-	X	GEX	-	X
Dade	Hialeah Police	X	X	X	-	-	X	GEX	-	X
Dade	Miami Police	X	X	X	X	OTH	X	LEX	-	X
Dade	Miami Beach Police	X	X	X	-	-	X	GEX	-	X
Duval	Jacksonville Sheriff	X	X	X	-	-	X	LEX	-	X
Escambia	Escambia County Sheriff	X	X	X	-	-	-	LEX	-	X
Escambia	Pensacola Police	X	X	X	X	LEX	X	LEX	-	X
Hernando	Hernando County Sheriff	X	X	X	-	-	-	LEX	X	X
Hillsborough	Hillsborough County Sheriff	X	X	X	-	-	X	LEX	-	X
Hillsborough	Tampa Police	X	X	X	-	-	X	LEX	-	X
Indian River	Indian River County Sheriff	X	X	X	-	-	X	LEX	X	X
Lake	Lake County Sheriff	X	X	X	-	-	-	LEX	-	X
Lee	Lee County Sheriff	X	X	X	-	-	X	LEX	-	X
Lee	Cape Coral Police	X	X	X	-	-	-	OSP	-	X
Lee	Fort Myers Police	X	X	X	-	-	X	LEX	-	X
Leon	Leon County Sheriff	X	X	X	-	-	-	LEX	-	X
Leon	Tallahassee Police	X	X	X	-	-	X	OSP	-	X
Manatee	Manatee County Sheriff	X	X	X	-	-	-	OSP	X	X
Marion	Marion County Sheriff	X	X	X	-	-	X	LEX	-	X
Marion	Ocala Police	X	X	X	-	-	X	LEX	-	X
Martin	Martin County Sheriff	X	X	X	-	-	X	LEX	X	X
Monroe	Monroe County Sheriff	X	X	X	-	-	X	OTH	-	X
Okaloosa	Okaloosa County Sheriff	X	X	X	-	-	-	LEX	-	-
Orange	Orange County Sheriff	X	X	X	X	OTH	X	LEX	X	X
Orange	Orlando Police	X	X	X	X	GEX	X	LEX	X	X
Osceola	Osceola County Sheriff	X	X	X	-	-	X	LEX	-	X
Palm Beach	Palm Beach County Sheriff	X	X	X	-	-	X	LEX	-	X
Palm Beach	Boca Raton Police	X	X	X	-	-	X	LEX	-	X
Palm Beach	Boynton Beach Police	X	X	X	-	-	-	LEX	X	X
Palm Beach	Delray Beach Police	X	X	X	-	-	-	LEX	-	X
Palm Beach	West Palm Beach Police	X	X	X	-	-	X	LEX	X	X
Pasco	Pasco County Sheriff	X	X	X	-	-	-	LEX	-	X
Pinellas	Pinellas County Sheriff	X	X	X	X	LEX	X	OTH	-	X
Pinellas	Clearwater Police	X	X	X	-	-	-	LEX	-	X
Pinellas	Largo Police	X	X	X	-	-	X	LEX	-	X
Pinellas	St. Petersburg Police	X	X	X	X	GEX	X	OTH	-	X
Polk	Polk County Sheriff	X	X	X	-	-	-	LEX	-	X
Polk	Lakeland Police	X	X	X	-	-	X	LEX	-	X
St. John	St. John County Sheriff	X	X	X	-	-	X	LEX	X	X
St. Lucie	St. Lucie County Sheriff	X	X	X	-	-	X	LEX	-	X
St. Lucie	Fort Pierce Police	X	X	X	-	-	X	LEX	-	X
St. Lucie	Port St. Lucie Police	X	X	X	-	-	-	LEX	X	X
Santa Rosa	Santa Rosa County Sheriff	X	X	X	-	-	X	LEX	X	X
Sarasota	Sarasota County Sheriff	X	X	X	-	-	X	LEX	-	X
Sarasota	Sarasota Police	X	X	X	-	-	-	LEX	X	X
Seminole	Seminole County Sheriff	X	X	X	X	LEX	-	LEX	-	X
Volusia	Volusia County Sheriff	X	X	X	-	-	-	LEX	-	X
Volusia	Daytona Beach Police	X	X	X	-	-	X	GEX	X	X

Table 22a. - continued

County	Name of agency	Written policy directives			Jurisdiction has civilian complaint review board	Person to whom board reports	External* review of complaints required	Person who makes final disciplinary decision	Right to administrative appeal of decision	
		Citizen complaints	Use of deadly force	Use of nonlethal force					Citizen	Officer
<b>GEORGIA</b>										
Bibb	Bibb County Sheriff	X	X	X	-	-	-	LEX	X	X
Bibb	Macon Police	X	X	X	-	-	-	LEX	X	X
Chatham	Chatham County Police	X	X	X	-	-	X	LEX	-	X
Chatham	Savannah Police	X	X	X	-	-	X	LEX	-	-
Cherokee	Cherokee County Sheriff	X	X	X	-	-	-	LEX	-	X
Clarke	Athens-Clarke County Police	X	X	X	-	-	X	GEX	X	X
Clayton	Clayton County Police	X	X	X	-	-	X	LEX	-	X
Cobb	Cobb County Police	X	X	X	-	-	X	LEX	X	-
Cobb	Cobb County Sheriff	-	X	X	-	-	X	LEX	X	X
Cobb	Marietta Police	X	X	X	-	-	X	OSP	-	X
Columbia	Columbia County Sheriff	X	X	X	-	-	X	LEX	X	X
De Kalb	De Kalb County Police	X	X	X	-	-	-	LEX	X	X
Dougherty	Albany Police	X	X	X	-	-	-	OSP	X	X
Douglas	Douglas County Sheriff	X	X	X	-	-	X	LEX	-	X
Fulton	Fulton County Police	X	X	X	-	-	X	LEX	-	X
Fulton	Atlanta Police	X	X	X	X	GEX	X	OSP	X	X
Fulton	East Point Police	X	X	X	-	-	X	LEX	X	X
Gwinnett	Gwinnett County Police	X	X	X	-	-	-	LEX	-	X
Hall	Hall County Sheriff	X	X	X	-	-	X	LEX	X	X
Muscogee	Columbus Police	X	X	X	-	-	-	OTH	X	X
Richmond	Augusta-Richmond Co. Sheriff	X	X	X	X	LEX	X	LEX	-	X
<b>HAWAII</b>										
Hawaii	Hawaii County Police	X	X	X	S	GEX	X	LEX	X	X
Honolulu	Honolulu Police	X	X	X	S	GEX	X	LEX	X	X
Kauai	Kauai County Police	X	X	X	-	-	-	LEX	X	X
Maui	Maui County Police	X	X	X	S	GEX	X	LEX	X	X
<b>IDAHO</b>										
Ada	Ada County Sheriff	X	X	X	-	-	-	LEX	-	X
Ada	Boise Police	X	X	X	-	-	-	LEX	-	X
<b>ILLINOIS</b>										
Champaign	Champaign Police	X	X	X	-	-	X	LEX	X	X
Cook	Cook County Sheriff	X	X	-	-	-	X	OTH	-	X
Cook	Arlington Heights Police	X	X	X	-	-	X	OTH	X	X
Cook	Chicago Police	X	X	X	X	LEX	-	LEX	X	X
Cook	Cicero Police	X	X	-	-	-	-	GEX	X	X
Cook	Evanston Police	X	X	X	X	GVT	-	LEX	-	X
Cook	Oak Lawn Police	X	X	X	-	-	X	LEX	-	X
Cook	Oak Park Police	X	X	X	X	GVT	-	LEX	-	X
Cook	Schaumburg Police	X	X	X	-	-	-	LEX	-	X
Cook	Skokie Police	X	X	X	-	-	X	LEX	X	X
Du Page	Naperville Police	X	X	X	-	-	-	OTH	-	X
Kane	Aurora Police	X	X	X	-	-	-	LEX	X	X
Kane	Elgin Police	X	X	X	-	-	X	GEX	-	X
Lake	Lake County Sheriff	-	X	X	-	-	-	LEX	X	X
Lake	Waukegan Police	X	X	X	-	-	-	LEX	-	X
Macon	Decatur Police	X	X	X	-	-	X	LEX	X	X
Peoria	Peoria Police	X	X	X	-	-	X	LEX	X	X
Sangamon	Springfield Police	X	X	X	-	-	X	LEX	-	X
Will	Will County Sheriff	X	X	X	-	-	-	LEX	-	-
Will	Joliet Police	X	X	X	-	-	-	LEX	-	X
Winnebago	Winnebago County Sheriff	X	X	X	-	-	X	LEX	-	-
Winnebago	Rockford Police	X	X	X	S	GEX	X	LEX	X	X
<b>INDIANA</b>										
Allen	Fort Wayne Police	X	X	X	S	GVT	X	GEX	X	X
Delaware	Muncie Police	X	X	X	-	-	X	LEX	X	X
Elkhart	Elkhart Police	X	X	X	S	OTH	X	LEX	-	X
Howard	Kokomo Police	X	X	X	-	-	X	LEX	-	X
Lake	Lake County Sheriff	-	X	-	-	-	X	LEX	-	X
Lake	East Chicago Police	X	X	X	-	-	X	OTH	X	X
Lake	Gary Police	X	X	-	-	-	-	LEX	X	X
Lake	Hammond Police	X	X	X	-	-	X	LEX	-	X
Madison	Anderson Police	X	X	X	-	-	X	OTH	-	X
Marion	Marion County Sheriff	X	X	X	S	GVT	X	OTH	-	X
Marion	Indianapolis Police	X	X	X	X	GEX	-	LEX	X	X
St. Joseph	South Bend Police	X	X	X	-	-	X	GEX	-	X
Vanderburgh	Vanderburgh County Sheriff	X	X	X	-	-	X	LEX	-	X
Vanderburgh	Evansville Police	X	X	X	-	-	X	OTH	-	X
Vigo	Terre Haute Police	X	X	X	-	-	-	OTH	X	X

**Table 22a. - continued**

County	Name of agency	Written policy directives			Jurisdiction has civilian complaint review board	Person to whom board reports	External* review of complaints required	Person who makes final disciplinary decision	Right to administrative appeal of decision	
		Citizen complaints	Use of deadly force	Use of nonlethal force					Citizen	Officer
<b>IOWA</b>										
Black Hawk	Waterloo Police	X	X	X	-	-	X	LEX	X	X
Linn	Cedar Rapids Police	X	X	X	-	-	X	LEX	X	X
Polk	Des Moines Police	X	X	X	S	LEX	X	GEX	X	X
Scott	Davenport Police	X	X	X	-	-	X	LEX	-	X
Woodbury	Sioux City Police	X	X	X	-	-	X	LEX	X	X
<b>KANSAS</b>										
Douglas	Lawrence Police	X	X	X	-	-	X	LEX	-	X
Johnson	Johnson County Sheriff	X	X	X	-	-	X	LEX	-	X
Johnson	Olathe Police	-	X	X	-	-	-	LEX	-	X
Johnson	Overland Park Police	X	X	X	-	-	X	LEX	-	X
Sedgwick	Sedgwick County Sheriff	X	X	X	-	-	-	LEX	-	X
Sedgwick	Wichita Police	X	X	X	X	GEX	X	LEX	X	X
Shawnee	Shawnee County Sheriff	X	X	X	-	-	-	LEX	X	X
Shawnee	Topeka Police	X	X	X	-	-	X	LEX	-	X
Wyandotte	Kansas City Police	-	X	X	-	-	X	OTH	-	X
<b>KENTUCKY</b>										
Fayette	Lexington-Fayette County Police	X	X	X	-	-	X	OTH	-	X
Jefferson	Jefferson County Police	X	X	X	-	-	-	LEX	-	X
Jefferson	Jefferson County Sheriff	X	X	X	-	-	-	LEX	X	X
Jefferson	Louisville Police	X	X	X	-	-	-	LEX	-	X
Kenton	Covington Police	X	X	X	-	-	-	GEX	-	X
<b>LOUISIANA</b>										
Ascension	Ascension Parish Sheriff	-	X	X	-	-	-	LEX	-	-
Bossier	Bossier Police	X	X	X	-	-	-	LEX	X	X
Caddo	Caddo Parish Sheriff	X	X	X	-	-	X	LEX	-	X
Caddo	Shreveport Police	X	X	X	-	-	-	LEX	-	X
Calcasieu	Calcasieu Parish Sheriff	-	X	-	X	LEX	X	LEX	X	X
Calcasieu	Lake Charles Police	-	X	X	X	GEX	X	OTH	X	X
E. Baton Rouge	E. Baton Rouge Parish Sheriff	X	X	X	X	LEX	X	LEX	X	X
E. Baton Rouge	Baton Rouge Police	X	X	X	-	-	X	LEX	X	X
Jefferson	Kenner Police	X	X	X	-	-	-	LEX	-	X
Lafayette	Lafayette Parish Sheriff	X	X	X	-	-	X	LEX	X	X
Lafourche	Lafourche Parish Sheriff	X	X	X	-	-	X	LEX	-	X
Orleans	New Orleans Police	X	X	X	-	-	-	LEX	-	X
Ouachita	Ouachita Parish Sheriff	-	X	-	-	-	X	OTH	X	X
Ouachita	Monroe Police	X	X	X	-	-	X	LEX	X	X
Rapides	Alexandria Police	X	X	X	-	-	X	LEX	-	X
St. Bernard	St. Bernard Parish Sheriff	X	X	X	-	-	X	LEX	X	X
St. Charles	St. Charles Parish Sheriff	X	X	X	-	-	X	LEX	X	-
St. John the Baptist	St. John the Baptist Sheriff	X	X	X	-	-	-	LEX	-	X
St. Landry	St. Landry Parish Sheriff	X	X	X	X	LEX	-	LEX	-	X
St. Tammany	St. Tammany Parish Sheriff	X	X	X	-	-	-	LEX	-	X
Terrebonne	Terrebonne Parish Sheriff	-	X	-	-	-	-	LEX	-	-
<b>MARYLAND</b>										
Anne Arundel	Anne Arundel County Police	X	X	X	-	-	X	LEX	X	X
Anne Arundel	Annapolis Police	X	X	X	-	-	X	LEX	X	X
Baltimore(city)	Baltimore Police	X	X	X	-	-	X	LEX	X	X
Baltimore	Baltimore County Police	X	X	X	-	-	X	LEX	-	X
Charles	Charles County Sheriff	X	X	X	-	-	-	LEX	-	X
Harford	Harford County Sheriff	X	X	X	-	-	X	LEX	-	X
Howard	Howard County Police	X	X	X	S	GEX	X	LEX	-	X
Montgomery	Montgomery County Police	X	X	X	-	-	X	LEX	-	X
Prince George's	Prince George's County Police	X	X	X	X	LEX	X	LEX	-	X
<b>MASSACHUSETTS</b>										
Bristol	Fall River Police	X	X	X	-	-	-	LEX	-	-
Bristol	New Bedford Police	X	X	X	X	OTH	X	OTH	X	X
Essex	Lawrence Police	X	X	X	X	LEX	X	LEX	X	X
Essex	Lynn Police	X	X	X	-	-	X	GEX	-	X
Hampden	Chicopee Police	X	X	X	-	-	-	LEX	X	X
Hampden	Holyoke Police	X	X	X	-	-	-	LEX	X	X
Hampden	Springfield Police	X	X	X	S	GEX	X	OTH	X	X
Middlesex	Cambridge Police	X	X	X	X	GEX	X	GEX	X	X
Middlesex	Framingham Police	X	X	X	-	-	X	LEX	-	X
Middlesex	Lowell Police	X	X	X	-	-	X	OTH	-	X
Middlesex	Malden Police	-	X	X	-	-	-	GEX	-	X
Middlesex	Medford Police	X	X	X	-	-	X	GEX	X	X
Middlesex	Newton Police	X	X	X	-	-	X	LEX	X	X
Middlesex	Somerville Police	X	X	X	-	-	X	LEX	X	X
Middlesex	Waltham Police	X	X	X	-	-	X	LEX	X	X

Table 22a. - continued

County	Name of agency	Written policy directives			Jurisdiction has civilian complaint review board	Person to whom board reports	External* review of complaints required	Person who makes final disciplinary decision	Right to administrative appeal of decision	
		Citizen complaints	Use of deadly force	Use of nonlethal force					Citizen	Officer
<b>MASSACHUSETTS (cont.)</b>										
Norfolk	Brookline Police	X	X	X	-	-	-	LEX	X	X
Norfolk	Quincy Police	X	X	X	-	-	X	LEX	X	X
Plymouth	Brockton Police	X	X	X	-	-	X	LEX	-	X
Suffolk	Boston Police	X	X	X	-	-	-	LEX	-	X
Suffolk	Revere Police	X	X	X	-	-	-	LEX	-	X
Worcester	Worcester Police	X	X	X	-	-	-	LEX	-	X
<b>MICHIGAN</b>										
Calhoun	Battle Creek Police	X	X	X	-	-	X	LEX	-	-
Genesee	Flint Police	X	X	X	-	-	X	LEX	X	X
Ingham	Lansing Police	X	X	X	-	-	-	OTH	-	X
Kalamazoo	Kalamazoo Police	X	X	X	-	-	X	LEX	X	X
Kent	Kent County Sheriff	X	X	X	-	-	-	LEX	X	X
Kent	Grand Rapids Police	X	X	X	-	-	X	GEX	X	X
Macomb	Macomb County Sheriff	X	X	X	-	-	-	LEX	X	X
Macomb	Sterling Heights Police	X	X	X	-	-	X	GEX	-	-
Macomb	Warren Police	X	X	X	-	-	X	LEX	-	X
Oakland	Oakland County Sheriff	X	X	X	-	-	-	LEX	X	X
Oakland	Farmington Hills Police	X	X	X	-	-	-	LEX	-	X
Oakland	Pontiac Police	X	X	X	X	GEX	-	LEX	X	X
Oakland	Southfield Police	X	X	X	-	-	-	GEX	-	X
Oakland	Troy Police	X	X	X	-	-	X	GEX	X	X
Saginaw	Saginaw Police	X	X	X	-	-	-	LEX	X	X
Washtenaw	Washtenaw County Sheriff	X	X	X	-	-	-	LEX	-	-
Washtenaw	Ann Arbor Police	X	X	X	-	-	X	LEX	-	X
Wayne	Wayne County Sheriff	X	X	X	-	-	X	OTH	-	X
Wayne	Dearborn Police	X	X	X	X	LEX	X	LEX	X	X
Wayne	Detroit Police	X	X	X	S	GEX	X	LEX	X	X
Wayne	Livonia Police	X	X	X	-	-	X	LEX	X	X
Wayne	Taylor Police	X	X	X	-	-	-	LEX	-	X
Wayne	Westland Police	X	X	X	-	-	-	OTH	-	-
<b>MINNESOTA</b>										
Hennepin	Bloomington Police	X	X	X	-	-	X	LEX	-	X
Hennepin	Minneapolis Police	X	X	X	X	GEX	-	LEX	-	X
Ramsey	Ramsey County Sheriff	X	X	X	-	-	X	LEX	X	X
Ramsey	St. Paul Police	X	X	X	X	LEX	X	LEX	-	X
St. Louis	Duluth Police	X	X	X	-	-	X	LEX	-	X
<b>MISSISSIPPI</b>										
Forrest	Hattiesburg Police	X	X	X	-	-	X	LEX	X	X
Harrison	Biloxi Police	X	X	X	-	-	-	GEX	X	X
Harrison	Gulfport Police	X	X	X	-	-	X	LEX	X	X
Hinds	Jackson Police	-	X	X	-	-	X	LEX	-	X
Jackson	Jackson County Sheriff	-	X	X	-	-	-	LEX	-	X
<b>MISSOURI</b>										
Boone	Columbia Police	X	X	X	-	-	-	LEX	-	X
Buchanan	St. Joseph Police	X	X	X	-	-	X	LEX	X	X
Greene	Springfield Police	X	X	X	-	-	X	LEX	-	X
Jackson	Independence Police	X	X	X	-	-	X	LEX	X	X
Jackson	Kansas City Police	X	X	X	X	OTH	X	LEX	X	X
Jefferson	Jefferson County Sheriff	X	X	X	X	LEX	X	LEX	-	X
St. Charles	St. Charles County Sheriff	X	X	X	-	-	X	LEX	X	X
St. Louis(city)	St. Louis Police	X	X	X	-	-	X	LEX	-	X
St. Louis	St. Louis County Police	X	X	X	-	-	X	LEX	X	X
<b>MONTANA</b>										
Yellowstone	Billings Police	X	X	X	-	-	-	LEX	X	X
<b>NEBRASKA</b>										
Douglas	Omaha Police	X	X	X	X	GEX	-	LEX	-	-
Lancaster	Lincoln Police	X	X	X	X	GEX	X	LEX	X	X
<b>NEVADA</b>										
Clark	Las Vegas Metropolitan Police	X	X	X	-	-	X	LEX	-	X
Clark	North Las Vegas Police	X	X	X	-	-	-	LEX	X	X
Nye	Nye County Sheriff	X	X	X	-	-	-	LEX	-	X
Washoe	Washoe County Sheriff	X	X	X	-	-	X	LEX	-	X
Washoe	Reno Police	X	X	X	-	-	X	LEX	-	X

Table 22a. - continued

County	Name of agency	Written policy directives			Jurisdiction has civilian complaint review board	Person to whom board reports	External* review of complaints required	Person who makes final disciplinary decision	Right to administrative appeal of decision	
		Citizen complaints	Use of deadly force	Use of nonlethal force					Citizen	Officer
<b>NEW HAMPSHIRE</b>										
Hillsborough	Manchester Police	X	X	X	-	-	X	LEX	-	-
Hillsborough	Nashua Police	X	X	X	-	-	-	LEX	-	X
<b>NEW JERSEY</b>										
Atlantic	Atlantic City Police	X	X	X	-	-	X	GEX	X	X
Camden	Camden Police	X	X	X	-	-	X	LEX	-	X
Camden	Cherry Hill Police	X	X	-	-	-	X	LEX	X	X
Essex	Bloomfield Police	X	X	X	-	-	-	LEX	-	X
Essex	East Orange Police	X	X	X	-	-	X	LEX	X	X
Essex	Irvington Police	X	X	X	-	-	-	GEX	-	X
Essex	Newark Police	X	X	X	-	-	X	LEX	X	X
Essex	West Orange Police	X	X	X	-	-	X	LEX	X	X
Hudson	Hudson County Sheriff	X	-	-	-	-	X	LEX	X	X
Hudson	Bayonne Police	X	X	X	-	-	X	LEX	X	X
Hudson	Hoboken Police	X	X	X	S	LEX	X	GEX	X	X
Hudson	Jersey City Police	-	X	-	-	-	X	GEX	-	X
Hudson	North Bergen Police	X	X	X	-	-	X	GEX	X	X
Hudson	Union City Police	X	X	X	-	-	X	GEX	X	X
Hudson	West New York Police	X	X	-	-	-	X	GEX	X	-
Mercer	Hamilton Police	X	X	X	-	-	X	LEX	X	X
Mercer	Trenton Police	X	X	X	-	-	-	OTH	X	X
Middlesex	Edison Police	X	X	X	-	-	X	GEX	X	X
Middlesex	New Brunswick Police	X	X	X	-	-	X	LEX	X	X
Middlesex	Perth Amboy Police	X	X	X	-	-	X	LEX	X	X
Middlesex	Woodbridge Police	X	X	X	-	-	X	GEX	X	X
Monmouth	Long Branch Police	X	X	X	-	-	X	LEX	X	X
Morris	Parsippany Police	X	X	X	-	-	X	LEX	X	X
Ocean	Brick Township Police	X	X	X	-	-	X	LEX	-	X
Ocean	Dover Township Police	X	X	X	-	-	X	LEX	X	X
Passaic	Passaic County Sheriff	X	X	X	-	-	X	OSP	X	X
Passaic	Clifton Police	X	X	X	-	-	X	LEX	-	X
Passaic	Passaic Police	X	X	X	-	-	X	LEX	X	-
Passaic	Wayne Police	X	X	X	-	-	-	LEX	-	X
Union	Union County Sheriff	X	X	X	-	-	X	LEX	-	X
Union	Elizabeth Police	X	X	X	-	-	-	LEX	-	X
Union	Linden Police	-	X	-	-	-	-	GEX	X	X
Union	Plainfield Police	X	X	X	-	-	X	LEX	-	X
Union	Union Police	X	X	X	-	-	-	LEX	X	X
<b>NEW MEXICO</b>										
Bernalillo	Bernalillo County Sheriff	X	X	X	-	-	-	LEX	X	X
Bernalillo	Albuquerque Police	X	X	X	-	-	X	LEX	X	X
Dona Ana	Las Cruces Police	X	X	X	-	-	X	LEX	X	X
Santa Fe	Santa Fe Police	X	X	X	-	-	X	GEX	X	X
<b>NEW YORK</b>										
Albany	Albany Police	X	X	X	X	LEX	-	LEX	X	X
Albany	Colonie Police	X	X	X	-	-	-	GEX	-	-
Broome	Binghamton Police	X	X	X	-	-	-	GEX	X	X
Dutchess	Dutchess County Sheriff	X	X	X	-	-	-	LEX	-	X
Erie	Erie County Sheriff	X	X	X	-	-	X	LEX	X	X
Erie	Amherst Police	X	X	X	-	-	-	LEX	X	X
Erie	Buffalo Police	X	X	X	-	-	X	LEX	-	X
Erie	Cheektowaga Police	X	X	X	-	-	X	LEX	-	X
Erie	Tonawanda Police	X	X	X	-	-	-	LEX	-	X
Monroe	Monroe County Sheriff	X	X	X	-	-	X	LEX	-	X
Monroe	Rochester Police	X	X	X	X	LEX	X	LEX	X	X
Nassau	Nassau County Police	X	X	X	-	-	X	LEX	X	X
Nassau	Hempstead Police	X	X	X	-	-	-	GEX	-	X
New York City	New York City Police	X	X	X	S	GVT	X	LEX	-	X
Niagara	Niagara County Sheriff	X	X	X	-	-	-	LEX	X	X
Niagara	Niagara Falls Police	X	X	X	-	-	X	LEX	X	X
Onondaga	Onondaga County Sheriff	X	X	X	-	-	X	LEX	X	X
Onondaga	Syracuse Police	X	X	X	S	GVT	X	LEX	X	X
Oswego	Oswego County Sheriff	X	X	X	-	-	-	LEX	-	-
Rensselaer	Troy Police	X	X	X	X	GVT	X	LEX	X	X
Rockland	Clarkstown Police	X	X	X	-	-	-	OTH	X	X
Rockland	Ramapo Police	X	X	X	-	-	-	LEX	X	X
Schenectady	Schenectady Police	X	X	-	X	LEX	X	LEX	-	X
Suffolk	Suffolk County Police	X	X	X	-	-	X	OSP	-	X
Westchester	Westchester County Police	X	X	X	S	LEX	X	LEX	X	X
Westchester	Greenburgh Police	X	X	X	-	-	X	LEX	-	X
Westchester	Mt. Vernon Police	X	X	X	-	-	X	LEX	-	X
Westchester	New Rochelle Police	X	X	X	-	-	X	LEX	X	X
Westchester	White Plains Police	X	X	X	-	-	X	LEX	X	X
Westchester	Yonkers Police	X	X	X	X	LEX	X	LEX	-	X

Table 22a. - continued

County	Name of agency	Written policy directives			Jurisdiction has civilian complaint review board	Person to whom board reports	External* review of complaints required	Person who makes final disciplinary decision	Right to administrative appeal of decision	
		Citizen complaints	Use of deadly force	Use of nonlethal force					Citizen	Officer
<b>NORTH CAROLINA</b>										
Alamance	Burlington Police	X	X	X	-	-	-	LEX	-	X
Buncombe	Buncombe County Sheriff	X	X	X	-	-	X	OSP	-	X
Buncombe	Asheville Police	X	X	X	-	-	-	LEX	X	X
Cabarrus	Cabarrus County Sheriff	-	X	X	-	-	-	LEX	X	X
Cumberland	Cumberland County Sheriff	X	X	X	-	-	X	LEX	-	X
Cumberland	Fayetteville Police	X	X	X	-	-	-	GEX	X	X
Durham	Durham Police	X	X	X	-	-	-	LEX	-	X
Forsyth	Winston-Salem Police	X	X	X	X	GEX	X	LEX	X	X
Gaston	Gaston County Police	X	X	X	-	-	X	LEX	-	X
Gaston	Gastonia Police	X	X	X	-	-	-	LEX	-	X
Guilford	Guilford County Sheriff	X	X	X	-	-	-	LEX	X	X
Guilford	Greensboro Police	X	X	X	-	-	X	LEX	X	X
Guilford	High Point Police	X	X	X	-	-	X	GEX	-	X
Mecklenburg	Charlotte-Mecklenburg Police	X	X	X	X	GEX	X	LEX	X	X
Nash	Rocky Mount Police	X	X	X	-	-	-	GEX	-	X
New Hanover	Wilmington Police	X	X	X	-	-	X	LEX	-	X
Pitt	Greenville Police	X	X	X	-	-	X	LEX	X	-
Wake	Wake County Sheriff	X	X	X	-	-	X	LEX	X	X
Wake	Raleigh Police	X	X	X	-	-	-	LEX	-	-
<b>OHIO</b>										
Butler	Butler County Sheriff	X	X	X	-	-	X	LEX	X	X
Butler	Hamilton Police	X	X	X	S	GVT	X	LEX	X	X
Cuyahoga	Cleveland Police	X	X	X	S	OTH	X	LEX	-	X
Cuyahoga	Euclid Police	X	X	X	-	-	X	LEX	X	X
Franklin	Franklin County Sheriff	X	X	X	-	-	-	LEX	-	X
Franklin	Columbus Police	X	X	X	-	-	-	LEX	X	X
Hamilton	Hamilton County Sheriff	X	X	X	-	-	-	LEX	-	X
Hamilton	Cincinnati Police	X	X	X	S	GEX	X	GEX	-	X
Lorain	Lorain Police	X	X	X	-	-	X	GEX	X	X
Lucas	Toledo Police	X	X	X	X	GEX	-	GEX	-	X
Mahoning	Youngstown Police	X	X	X	-	-	X	LEX	-	X
Montgomery	Dayton Police	X	X	-	S	GEX	X	LEX	X	X
Stark	Canton Police	X	X	X	-	-	X	GEX	X	X
Summit	Akron Police	X	X	X	-	-	-	LEX	X	X
<b>OKLAHOMA</b>										
Cleveland	Norman Police	X	X	X	-	-	-	LEX	-	X
Comanche	Lawton Police	X	X	X	-	-	X	GEX	-	X
Oklahoma	Oklahoma County Sheriff	X	X	X	-	-	X	LEX	X	X
Oklahoma	Oklahoma City Police	X	X	X	-	-	-	LEX	X	X
Tulsa	Tulsa County Sheriff	X	X	X	-	-	X	LEX	X	X
Tulsa	Tulsa Police	X	X	X	-	-	X	LEX	-	X
<b>OREGON</b>										
Clackamas	Clackamas County Sheriff	X	X	X	-	-	-	LEX	X	X
Lane	Lane County Sheriff	X	X	X	-	-	-	LEX	X	X
Lane	Eugene Police	X	X	X	-	-	-	LEX	X	X
Linn	Linn County Sheriff	X	X	X	-	-	-	LEX	X	X
Marion	Salem Police	X	X	X	-	-	-	LEX	X	X
Multnomah	Portland Police	X	X	X	X	GVT	X	LEX	X	X
Washington	Washington County Sheriff	X	X	X	-	-	X	LEX	X	X
<b>PENNSYLVANIA</b>										
Allegheny	Allegheny County Police	X	X	X	-	-	-	LEX	X	X
Allegheny	Pittsburgh Police	X	X	X	-	-	X	LEX	X	X
Berks	Reading Police	X	X	X	-	-	X	LEX	-	X
Dauphin	Harrisburg Police	X	X	X	-	-	X	LEX	X	-
Delaware	Upper Darby Township Police	X	X	X	-	-	-	LEX	-	X
Erie	Erie Police	X	X	X	-	-	X	GEX	-	X
Lancaster	Lancaster Police	X	X	X	-	-	X	LEX	X	X
Lehigh	Allentown Police	X	X	X	-	-	X	LEX	-	X
Montgomery	Lower Merion Township Police	X	X	X	-	-	X	OTH	X	X
Northampton	Bethlehem Police	X	X	X	-	-	X	LEX	-	X
Philadelphia	Philadelphia Police	X	X	X	S	GEX	X	LEX	X	X
<b>RHODE ISLAND</b>										
Kent	Warwick Police	X	X	X	-	-	-	LEX	X	X
Providence	Cranston Police	X	X	X	-	-	-	GEX	-	X
Providence	Pawtucket Police	X	X	X	-	-	-	LEX	-	-
Providence	Providence Police	X	X	X	-	-	X	LEX	-	X
Providence	Woonsocket Police	X	X	X	-	-	X	LEX	-	X

Table 22a. - continued

County	Name of agency	Written policy directives			Jurisdiction has civilian complaint review board	Person to whom board reports	External* review of complaints required	Person who makes final disciplinary decision	Right to administrative appeal of decision	
		Citizen complaints	Use of deadly force	Use of nonlethal force					Citizen	Officer
<b>SOUTH CAROLINA</b>										
Anderson	Anderson County Sheriff	X	X	X	-	-	X	LEX	X	X
Beaufort	Beaufort County Sheriff	X	X	X	X	LEX	X	LEX	X	X
Charleston	Charleston County Sheriff	X	X	X	-	-	-	LEX	-	X
Charleston	Charleston Police	X	X	X	-	-	X	LEX	-	X
Greenville	Greenville County Sheriff	X	X	X	-	-	X	LEX	-	X
Greenville	Greenville Police	X	X	X	S	GEX	X	LEX	-	X
Horry	Horry County Police	X	X	X	-	-	X	LEX	X	X
Horry	Myrtle Beach Police	X	X	X	-	-	-	LEX	-	X
Richland	Richland County Sheriff	X	X	X	-	-	X	LEX	-	X
Richland	Columbia Police	X	X	X	-	-	-	LEX	X	X
Spartanburg	Spartanburg County Sheriff	X	X	X	-	-	X	LEX	-	-
Spartanburg	Spartanburg Police	X	X	X	-	-	X	LEX	X	X
<b>SOUTH DAKOTA</b>										
Minnehaha	Sioux Falls Police	X	X	X	-	-	-	LEX	-	X
<b>TENNESSEE</b>										
Davidson	Nashville Metropolitan Police	X	X	X	-	-	X	LEX	X	X
Hamilton	Hamilton County Sheriff	X	X	X	-	-	-	LEX	X	X
Hamilton	Chattanooga Police	-	X	X	-	-	X	LEX	X	X
Knox	Knox County Sheriff	-	X	X	-	-	X	LEX	X	X
Knox	Knoxville Police	X	X	X	-	-	X	LEX	X	X
Madison	Jackson Police	X	X	X	-	-	X	OSP	X	X
Montgomery	Clarksville Police	X	X	X	-	-	-	GEX	X	X
Rutherford	Murfreesboro Police	X	X	X	-	-	-	LEX	-	X
Shelby	Memphis Police	X	X	X	X	GEX	X	LEX	X	X
Sullivan	Sullivan County Sheriff	X	X	X	-	-	X	LEX	-	X
Washington	Johnson City Police	X	X	X	-	-	-	LEX	-	X
<b>TEXAS</b>										
Bell	Killeen Police	X	X	X	-	-	X	LEX	X	X
Bell	Temple Police	X	X	X	-	-	-	LEX	-	X
Bexar	Bexar County Sheriff	X	X	X	-	-	X	LEX	X	X
Bexar	San Antonio Police	X	X	X	X	LEX	-	LEX	-	X
Cameron	Brownsville Police	-	X	X	-	-	X	LEX	-	X
Cameron	Harlingen Police	X	X	X	-	-	-	LEX	-	X
Collin	Plano Police	X	X	X	-	-	X	GEX	X	X
Dallas	Carrollton Police	X	X	X	-	-	X	LEX	-	X
Dallas	Dallas Police	X	X	X	S	GEX	-	LEX	-	X
Dallas	Garland Police	X	X	X	-	-	X	LEX	X	X
Dallas	Grand Prairie Police	X	X	X	-	-	X	LEX	-	X
Dallas	Irving Police	X	X	X	-	-	X	LEX	-	X
Dallas	Mesquite Police	X	X	X	-	-	-	LEX	-	X
Dallas	Richardson Police	X	X	X	-	-	X	LEX	-	X
Denton	Denton Police	X	X	X	-	-	X	LEX	-	X
Ector	Odessa Police	X	X	X	-	-	X	LEX	X	X
El Paso	El Paso Police	X	X	X	-	-	-	LEX	-	X
Fort Bend	Fort Bend County Sheriff	X	X	X	-	-	-	LEX	X	X
Gregg	Longview Police	X	X	X	-	-	X	LEX	-	X
Harris	Harris County Sheriff	X	X	-	-	-	-	LEX	-	X
Harris	Baytown Police	X	X	X	-	-	X	LEX	X	X
Harris	Houston Police	X	X	X	X	LEX	X	LEX	X	X
Harris	Pasadena Police	X	X	X	-	-	X	LEX	-	X
Hidalgo	Hidalgo County Sheriff	X	X	X	-	-	X	LEX	X	X
Hidalgo	McAllen Police	X	X	X	S	LEX	X	LEX	X	X
Jefferson	Beaumont Police	X	X	X	-	-	X	LEX	-	X
Jefferson	Port Arthur Police	X	X	X	-	-	X	LEX	-	X
Lubbock	Lubbock Police	X	X	X	-	-	X	LEX	-	X
McLennan	Waco Police	X	X	X	-	-	-	LEX	-	X
Midland	Midland Police	X	X	X	-	-	X	LEX	-	X
Nueces	Corpus Christi Police	X	X	X	-	-	X	LEX	-	X
Potter	Amarillo Police	X	X	X	-	-	X	LEX	X	X
Smith	Tyler Police	X	X	X	-	-	-	GEX	-	X
Tarrant	Tarrant County Sheriff	X	X	X	-	-	X	OSP	X	X
Tarrant	Arlington Police	X	X	X	-	-	X	LEX	-	X
Tarrant	Fort Worth Police	X	X	X	-	-	-	LEX	-	X
Taylor	Abilene Police	X	X	X	-	-	X	LEX	X	X
Tom Green	San Angelo Police	X	X	X	-	-	-	LEX	X	X
Travis	Travis County Sheriff	-	X	X	-	-	X	LEX	-	X
Travis	Austin Police	X	X	X	-	-	X	LEX	-	X
Webb	Laredo Police	X	X	X	-	-	-	LEX	-	X
Wichita	Wichita Falls Police	X	X	X	-	-	-	LEX	-	X
Williamson	Williamson County Sheriff	X	X	X	-	-	X	LEX	X	X



**Table 22a. - continued**

County	Name of agency	Written policy directives			Jurisdiction has civilian complaint review board	Person to whom board reports	External* review of complaints required	Person who makes final disciplinary decision	Right to administrative appeal of decision	
		Citizen complaints	Use of deadly force	Use of nonlethal force					Citizen	Officer
<b>UTAH</b>										
Salt Lake	Salt Lake City Police	X	X	X	X	GVT	X	LEX	-	X
Salt Lake	West Valley City Police	X	X	X	X	LEX	-	LEX	X	X
Weber	Ogden Police	X	X	X	-	-	X	LEX	X	X
<b>VIRGINIA</b>										
Alexandria(city)	Alexandria Police	X	X	X	-	-	-	LEX	-	X
Arlington	Arlington County Police	X	X	X	-	-	X	GEX	-	X
Chesapeake(city)	Chesapeake Police	X	X	X	-	-	X	LEX	-	X
Chesterfield	Chesterfield County Police	X	X	X	-	-	-	LEX	-	X
Danville(city)	Danville Police	X	X	X	X	LEX	X	LEX	X	X
Fairfax	Fairfax County Police	X	X	X	-	-	-	LEX	-	X
Hampton(city)	Hampton Police	X	X	-	-	-	X	LEX	-	X
Hanover	Hanover County Sheriff	X	X	X	-	-	X	LEX	-	X
Henrico	Henrico County Police	X	X	X	-	-	X	LEX	-	-
Loudoun	Loudoun County Sheriff	X	X	X	-	-	X	LEX	-	X
Lynchburg(city)	Lynchburg Police	X	X	X	-	-	-	LEX	-	-
Newport News(city)	Newport News Police	X	X	X	-	-	X	LEX	-	X
Norfolk(city)	Norfolk Police	X	X	X	-	-	-	GEX	-	X
Petersburg(city)	Petersburg Police	X	X	X	X	GVT	-	GEX	X	X
Portsmouth(city)	Portsmouth Police	X	X	X	-	-	X	GEX	-	X
Prince William	Prince William County Police	X	X	X	-	-	X	LEX	-	X
Richmond(city)	Richmond Police	X	X	X	-	-	X	LEX	X	X
Roanoke(city)	Roanoke Police	X	X	X	-	-	-	GEX	-	X
Suffolk(city)	Suffolk Police	X	X	X	-	-	-	LEX	-	X
Virginia Beach(city)	Virginia Beach Police	X	X	X	-	-	X	LEX	-	X
<b>WASHINGTON</b>										
Clark	Clark County Sheriff	X	X	X	-	-	X	LEX	X	X
Clark	Vancouver Police	X	X	X	-	-	X	GEX	-	X
King	King County Sheriff	X	X	X	-	-	X	LEX	-	X
King	Bellevue Police	X	X	X	-	-	X	LEX	-	X
King	Kent Police	X	X	X	-	-	-	LEX	-	X
King	Seattle Police	X	X	X	-	-	X	LEX	-	X
Pierce	Pierce County Sheriff	X	X	X	-	-	X	LEX	-	X
Pierce	Tacoma Police	X	X	X	-	-	-	LEX	X	X
Snohomish	Snohomish County Sheriff	X	X	X	-	-	X	LEX	X	X
Snohomish	Everett Police	X	X	X	-	-	X	OSP	X	-
Spokane	Spokane County Sheriff	X	X	X	-	-	X	LEX	-	X
Spokane	Spokane Police	X	X	X	-	-	X	LEX	X	X
Thurston	Thurston County Sheriff	X	X	X	-	-	-	LEX	-	X
Yakima	Yakima Police	X	X	X	-	-	-	LEX	-	X
<b>WEST VIRGINIA</b>										
Cabell	Huntington Police	X	X	X	-	-	X	LEX	-	X
Kanawha	Charleston Police	X	X	X	-	-	X	OTH	-	X
<b>WISCONSIN</b>										
Brown	Brown County Sheriff	X	X	X	-	-	X	LEX	-	X
Brown	Green Bay Police	X	X	X	S	GEX	X	LEX	X	X
Dane	Dane County Sheriff	X	X	X	-	-	-	LEX	-	X
Dane	Madison Police	X	X	X	S	GVT	X	LEX	X	X
Kenosha	Kenosha Police	X	X	X	-	-	-	LEX	X	X
Milwaukee	Milwaukee County Sheriff	X	X	X	-	-	-	LEX	X	X
Milwaukee	Milwaukee Police	X	X	X	-	-	X	OTH	-	X
Milwaukee	West Allis Police	X	X	X	-	-	-	OTH	X	X
Outgamie	Appleton Police	X	X	X	-	-	X	LEX	X	X
Racine	Racine Police	X	X	X	-	-	-	LEX	X	X
Waukesha	Waukesha County Sheriff	X	X	X	-	-	-	LEX	-	X

Note: The codes for the table are as follows:

"X"=Agency has policy or procedure.

"-"=Agency does not have policy or procedure.

The codes for civilian complaint review board are as follows:

"S"=Agency's jurisdiction has a civilian complaint review board with independent investigative authority with subpoena powers.

"X"=Agency's jurisdiction has a civilian complaint review board, but it does not have independent investigative authority with subpoena powers.

"-"=Agency's jurisdiction does not have a civilian complaint review board.

The codes for civilian complaint review board accountability and final disciplinary decisions are as follows:

"GEX"=Government executive

"GVT"=Governmental body

"LEX"=Law enforcement executive

"OSP"=Other sworn personnel

"OTH"=Other person(s) not listed above

\*External to the chain of command where the accused officer is assigned.

**Table 23a. Special units for youth and family problems operated by local law enforcement agencies, 1997**

Agencies operating a special unit with full-time personnel and number of personnel assigned:								
County	Name of agency	Child abuse	Domestic violence	Drug education in schools	Gangs	Juvenile crime	Missing children	Youth outreach
<b>ALABAMA</b>								
Etowah	Gadsden Police	4	PO	DP	DP	4	DP	DP
Houston	Dothan Police	DP	DP	3	DP	5/1	DP	DP
Jefferson	Jefferson County Sheriff	DP	PO	2	DP	DP	DP	DP
Jefferson	Bessemer Police	1	PO	1	-	PO	PO	-
Jefferson	Birmingham Police	PO	6/4	6	4	14/1	1	43/1
Jefferson	Hoover Police	2	2	6	PO	3	DP	PO
Madison	Huntsville Police	2	4	6	2	6	DP	PO
Mobile	Mobile County Sheriff	3/1	PO	-	5/1	5/1	-	-
Mobile	Mobile Police	16	2	6	6	11	1	2
Montgomery	Montgomery County Sheriff	DP	DP	2	DP	3	DP	DP
Montgomery	Montgomery Police	2	DP	7	DP	46/5	DP	-
Morgan	Decatur Police	1	2	3	DP	1	DP	DP
Tuscaloosa	Tuscaloosa Police	DP	1	3	1	4/1	DP	2
<b>ALASKA</b>								
Anchorage	Anchorage Police	7	PO	DP	DP	7	1	-
<b>ARIZONA</b>								
Maricopa	Maricopa County Sheriff	PO	PO	2	3	PO	PO	0/1
Maricopa	Chandler Police	PO	1/1	6	8	PO	PO	1
Maricopa	Glendale Police	1	2	PO	2	PO	2	PO
Maricopa	Mesa Police	18/5	18/5	15/2	12/7	PO	3/3	1/3
Maricopa	Phoenix Police	DP	16/1	21	41	PO	5/1	PO
Maricopa	Scottsdale Police	4	1	4	9/1	7/1	DP	PO
Maricopa	Tempe Police	DP	DP	8	6	PO	PO	-
Pima	Pima County Sheriff	4/1	6	10	7	8	4/1	DP
Pima	Tucson Police	16/1	7/1	2/1	11/2	20/1	1	20/1
Pinal	Pinal County Sheriff	2	PO	3	PO	PO	PO	-
Yuma	Yuma Police	3	4	4	1	3	DP	-
<b>ARKANSAS</b>								
Jefferson	Pine Bluff Police	DP	PO	3	-	-	PO	-
Pulaski	Pulaski County Sheriff	2	3	4	1	DP	3	-
Pulaski	Little Rock Police	5	DP	4	2	2	2	DP
Pulaski	North Little Rock Police	PO	PO	3	PO	PO	PO	PO
Sebastian	Fort Smith Police	PO	2	PO	PO	2	PO	-
<b>CALIFORNIA</b>								
Alameda	Alameda County Sheriff	DP	PO	2	PO	1	DP	PO
Alameda	Alameda Police	DP	DP	3	DP	5	DP	DP
Alameda	Berkeley Police	3	3	4	1	3	3	5
Alameda	Fremont Police	3	PO	4	2	3/1	0/1	0/2
Alameda	Hayward Police	2	0/2	1	4	2	DP	1
Alameda	Oakland Police	4	3	0/1	7	2	2	5/2
Contra Costa	Contra Costa County Sheriff	4	1/1	2	1	PO	DP	PO
Contra Costa	Concord Police	DP	0/1	2	2	4	DP	-
Contra Costa	Richmond Police	DP	PO	1	2	PO	DP	2
El Dorado	El Dorado County Sheriff	DP	PO	3	DP	PO	PO	-
Fresno	Fresno County Sheriff	3	3	5	2	4	4	-
Fresno	Fresno Police	DP	2/1	9	6	PO	1/1	3/2
Kern	Kern County Sheriff	5	DP	3	8	DP	DP	PO
Kern	Bakersfield Police	3	DP	7	9	2	2	1
Los Angeles	Los Angeles County Sheriff	48/9	PO	48/3	123/14	PO	PO	38
Los Angeles	Beverly Hills Police	DP	DP	1	DP	1	DP	DP
Los Angeles	Burbank Police	DP	DP	5	4	4	DP	DP
Los Angeles	Compton Police	DP	DP	DP	5/1	DP	DP	DP
Los Angeles	Culver City Police	DP	DP	2	DP	5	DP	DP
Los Angeles	Downey Police	2	DP	2	4	3	3	-
Los Angeles	El Monte Police	DP	DP	DP	DP	DP	DP	DP
Los Angeles	Glendale Police	6	6	7	4	2	2	6/3
Los Angeles	Inglewood Police	DP	DP	2	4	DP	0/1	DP
Los Angeles	Long Beach Police	6/1	7/2	7	37/4	31	1	9
Los Angeles	Los Angeles Police	43/3	95/5	80	391/20	129/3	90	126
Los Angeles	Pasadena Police	6	6	2	18	6	6	2
Los Angeles	Pomona Police	DP	PO	DP	DP	DP	DP	DP
Los Angeles	Santa Monica Police	0/1	0/1	1	2	2/2	DP	1/1
Los Angeles	Torrance Police	2	PO	2	2	7	PO	0/4
Los Angeles	West Covina Police	2	2	7	3	2	2	2
Los Angeles	Whittier Police	DP	DP	1/1	2	PO	DP	DP
Marin	Marin County Sheriff	2	DP	1	DP	2	DP	DP
Monterey	Monterey County Sheriff	DP	DP	DP	DP	DP	-	PO
Monterey	Salinas Police	PO	-	5	15	PO	0/1	-
Orange	Orange County Sheriff-Coroner	8/1	8/2	9	13/1	DP	DP	DP
Orange	Anaheim Police	DP	DP	7	15	DP	DP	DP
Orange	Costa Mesa Police	DP	DP	2	3	DP	DP	PO
Orange	Fullerton Police	-	-	2	4	-	-	-
Orange	Garden Grove Police	DP	DP	3	10	11	DP	PO
Orange	Huntington Beach Police	DP	DP	4	2	2	1	0/5

**Table 23a. - continued**

Agencies operating a special unit with full-time personnel and number of personnel assigned:

County	Name of agency	Child abuse	Domestic violence	Drug education in schools	Gangs	Juvenile crime	Missing children	Youth outreach
<b>CALIFORNIA (cont.)</b>								
Orange	Irvine Police	DP	DP	3/1	DP	1	DP	DP
Orange	Newport Beach Police	DP	DP	1	DP	3	DP	-
Orange	Orange Police	1	2	3	7/1	2	DP	-
Orange	Santa Ana Police	4	0/2	1/3	20/3	PO	1	PO
Placer	Placer County Sheriff	DP	1	7	DP	-	0/1	-
Riverside	Riverside County Sheriff	3	1	5	9	5	DP	3/1
Riverside	Corona Police	2	DP	0/1	2	DP	DP	1/1
Riverside	Riverside Police	3/1	3/1	6	9/1	3/1	3/1	PO
Sacramento	Sacramento County Sheriff	12/1	PO	-	6	DP	1	-
Sacramento	Sacramento Police	6	5/1	-	8/3	11	1/2	4
San Bernardino	San Bernardino County Sheriff	5/1	PO	PO	DP	PO	PO	PO
San Bernardino	Fontana Police	DP	1/1	2	2	-	0/1	1
San Bernardino	Ontario Police	2	1	3	4/1	-	0/1	PO
San Bernardino	Rialto Police	1	PO	2	2	PO	PO	-
San Bernardino	San Bernardino Police	2	DP	PO	-	PO	PO	-
San Diego	San Diego County Sheriff	12	0/2	12	16	14	PO	11
San Diego	Chula Vista Police	2	3/2	DP	4	3	3	0/4
San Diego	El Cajon Police	2/2	1/2	2	4	DP	DP	1
San Diego	Escondido Police	3/2	1/1	3	3	3/2	0/1	0/1
San Diego	Oceanside Police	1/2	1/2	2	4	4/2	1/1	-
San Diego	San Diego Police	18/2	32/3	29/2	41/2	10	DP	PO
San Francisco	San Francisco Police	15/1	22/1	DP	18/1	4/1	3	8
San Joaquin	San Joaquin County Sheriff	5/1	DP	DP	DP	DP	DP	DP
San Joaquin	Stockton Police	7	1	17	6	DP	0/1	-
San Luis Obispo	San Luis Obispo County Sheriff	2	PO	3	1	-	PO	-
San Mateo	San Mateo County Sheriff	1	2	0/2	2	3	1	0/1
San Mateo	Daly City Police	5	DP	2	DP	5	DP	-
San Mateo	San Mateo Police	2	DP	DP	1	1	0/1	DP
Santa Barbara	Santa Barbara County Sheriff	PO	PO	5	4	PO	PO	DP
Santa Barbara	Santa Barbara Police	DP	DP	3	5/1	3	DP	1
Santa Clara	Santa Clara County Sheriff	PO	3/3	4	2	PO	PO	-
Santa Clara	San Jose Police	4/1	4/2	DP	10/2	4/2	2/1	DP
Santa Clara	Santa Clara Police	1	DP	2	2	1	DP	0/1
Santa Clara	Sunnyvale Police	1	1	6	1	1	DP	PO
Santa Cruz	Santa Cruz County Sheriff	DP	1/1	2	6	DP	DP	3
Shasta	Shasta County Sheriff	DP	DP	DP	PO	2	DP	DP
Solano	Vallejo Police	DP	PO	DP	DP	DP	PO	DP
Sonoma	Sonoma County Sheriff-Coroner	6/1	6/1	4	2	PO	PO	-
Sonoma	Santa Rosa Police	2	2/1	1	5	1	2	DP
Stanislaus	Stanislaus County Sheriff	3/1	5	3	1	3	0/1	4
Stanislaus	Modesto Police	2/2	2/2	4/1	6/1	PO	PO	2
Tulare	Tulare County Sheriff	4	PO	-	6	PO	1	-
Ventura	Ventura County Sheriff	DP	PO	5	10/1	DP	DP	3
Ventura	Simi Valley Police	2	DP	3	6	DP	DP	PO
Ventura	Ventura Police	-	1/1	4	5	PO	PO	-
<b>COLORADO</b>								
Adams	Adams County Sheriff	2	DP	2	2	PO	PO	DP
Adams	Westminster Police	DP	DP	4	3	DP	DP	DP
Arapahoe	Aurora Police	2	3	1	15	10	-	-
Boulder	Boulder County Sheriff	DP	DP	5	-	DP	DP	-
Boulder	Boulder Police	1	DP	4	PO	2	2	DP
Denver	Denver Police	7	7	PO	46	PO	PO	-
Douglas	Douglas County Sheriff	1	1	2	PO	1	PO	PO
El Paso	El Paso County Sheriff	DP	1	2	DP	DP	DP	2
El Paso	Colorado Springs Police	PO	1	21	DP	5/1	PO	1/1
Jefferson	Jefferson County Sheriff	DP	PO	5	DP	5	DP	-
Jefferson	Arvada Police	3	1	4	2	PO	1	10
Jefferson	Lakewood Police	6	DP	5	6	6	0/2	DP
Larimer	Larimer County Sheriff	DP	PO	1	PO	1	PO	-
Larimer	Fort Collins Police	DP	PO	2	3	2	-	3
Pueblo	Pueblo Police	4/1	1/1	5	5/1	9/1	4/1	-
<b>CONNECTICUT</b>								
Fairfield	Bridgeport Police	3	PO	6	7	4	3	6/3
Fairfield	Danbury Police	PO	PO	3	PO	2	PO	1
Fairfield	Greenwich Police	DP	DP	DP	-	5	PO	PO
Fairfield	Norwalk Police	DP	DP	4	1	2	PO	DP
Fairfield	Stamford Police	PO	PO	3	DP	7	-	2
Hartford	Bristol Police	DP	PO	DP	DP	1	DP	-
Hartford	East Hartford Police	1	PO	DP	1	1	PO	DP
Hartford	Hartford Police	DP	PO	2	3	7	1	3
Hartford	Manchester Police	3	1/1	1	1	3	PO	DP
Hartford	New Britain Police	DP	PO	1	3	4	DP	DP
New Haven	Meriden Police	2/1	PO	1	PO	5/1	PO	-
New Haven	Milford Police	PO	PO	1	PO	1/1	DP	DP
New Haven	New Haven Police	7	3/1	6	11	7	7	8/2
New Haven	Waterbury Police	DP	PO	1	6	7/1	PO	-
New Haven	West Haven Police	3	0/1	3	DP	3	1	3

**Table 23a. - continued**

Agencies operating a special unit with full-time personnel and number of personnel assigned:

County	Name of agency	Child abuse	Domestic violence	Drug education in schools	Gangs	Juvenile crime	Missing children	Youth outreach
<b>DELAWARE</b>								
New Castle	New Castle County Police	4	2/2	1	2	PO	1	1
New Castle	Wilmington Police	2	PO	2	-	PO	PO	0/6
<b>DISTRICT OF COLUMBIA</b>								
Washington, DC	Washington Metropolitan Police	22/1	15	15	11/3	38	9/1	15/4
<b>FLORIDA</b>								
Alachua	Alachua County Sheriff	1	PO	DP	DP	DP	DP	DP
Alachua	Gainesville Police	PO	2	-	-	PO	PO	-
Bay	Bay County Sheriff	PO	2	PO	1	1	PO	DP
Brevard	Brevard County Sheriff	1	PO	5	DP	1	DP	PO
Brevard	Melbourne Police	DP	1	DP	4	PO	PO	1
Brevard	Palm Bay Police	2	1	1	1	1	1	1/1
Broward	Broward County Sheriff	7/1	DP	26	5/1	DP	DP	DP
Broward	Coral Springs Police	2/2	1/2	11	4	DP	DP	0/1
Broward	Davie Police	DP	0/1	4	3	DP	PO	PO
Broward	Fort Lauderdale Police	4	4	3	5	5	0/1	2
Broward	Hollywood Police	4	2	7	4	3	DP	DP
Broward	Margate Police	DP	DP	2	DP	DP	DP	DP
Broward	Miramar Police	3	1/2	2	2	2	2	DP
Broward	Pembroke Pines Police	DP	1/1	2	2	4	DP	1
Broward	Plantation Police	DP	PO	3	3	DP	DP	0/1
Broward	Pompano Beach Police	1	DP	3	2	2/1	DP	DP
Broward	Sunrise Police	DP	DP	DP	2	DP	DP	0/1
Charlotte	Charlotte County Sheriff	DP	1	-	2	1	DP	1
Citrus	Citrus County Sheriff	DP	DP	2	2	2	2	DP
Clay	Clay County Sheriff	DP	PO	5	DP	DP	PO	14
Collier	Collier County Sheriff	DP	3/1	15	2/1	DP	1/1	27/1
Dade	Metro-Dade Police	14	25	28	25/5	25/5	4/6	DP
Dade	Coral Gables Police	DP	1	DP	DP	5/1	0/1	5/1
Dade	Hialeah Police	7	7	4	3	4	4	-
Dade	Miami Police	11	12/2	DP	10/1	3	4	PO
Dade	Miami Beach Police	PO	0/4	3	6	6	PO	PO
Duval	Jacksonville Sheriff	2	DP	14	1	9	DP	0/1
Escambia	Escambia County Sheriff	DP	DP	2	2/1	1/1	2	DP
Escambia	Pensacola Police	DP	0/1	6	DP	PO	PO	DP
Hernando	Hernando County Sheriff	DP	PO	DP	DP	DP	DP	DP
Hillsborough	Hillsborough County Sheriff	7/3	2/1	8/1	5	7/3	0/3	41/2
Hillsborough	Tampa Police	DP	11/1	DP	6	DP	DP	0/6
Indian River	Indian River County Sheriff	3	PO	6	PO	3	DP	DP
Lake	Lake County Sheriff	DP	PO	5	1	DP	DP	-
Lee	Lee County Sheriff	5	0/3	4	4	6	1	30
Lee	Cape Coral Police	1	0/1	3	6/1	6	DP	6
Lee	Fort Myers Police	DP	1/2	DP	DP	DP	DP	7/7
Leon	Leon County Sheriff	DP	DP	17	1	17	17	DP
Leon	Tallahassee Police	DP	DP	8	DP	5/2	DP	0/1
Manatee	Manatee County Sheriff	7/19	1	1	4	DP	7/19	DP
Marion	Marion County Sheriff	DP	DP	5	1/1	1	DP	DP
Marion	Ocala Police	PO	PO	2	-	PO	PO	PO
Martin	Martin County Sheriff	1	DP	1	DP	2	1	10
Monroe	Monroe County Sheriff	DP	DP	DP	DP	DP	PO	-
Okaloosa	Okaloosa County Sheriff	DP	DP	11	DP	DP	DP	PO
Orange	Orange County Sheriff	16	6/5	17	12	1	0/1	3/1
Orange	Orlando Police	DP	3	7	11	PO	1	1
Osceola	Osceola County Sheriff	3	3	15	4	4	3	1
Palm Beach	Palm Beach County Sheriff	12	0/1	9	5	DP	0/2	27/9
Palm Beach	Boca Raton Police	1	0/1	5	1/1	0/1	0/1	2/1
Palm Beach	Boynton Beach Police	1	PO	2	-	DP	DP	-
Palm Beach	Delray Beach Police	DP	DP	DP	DP	5	DP	DP
Palm Beach	West Palm Beach Police	2	PO	3	1	PO	0/1	-
Pasco	Pasco County Sheriff	7/1	4/1	1	2	20	1	-
Pinellas	Pinellas County Sheriff	8/1	PO	16	1	1	1	PO
Pinellas	Clearwater Police	2	1	-	1	1	1	0/1
Pinellas	Largo Police	1	0/2	1	1	3	PO	-
Pinellas	St. Petersburg Police	2	DP	6	6	3/1	0/1	PO
Polk	Polk County Sheriff	6/6	DP	13	DP	DP	6/6	-
Polk	Lakeland Police	1	DP	4	2	7	1	2/1
St. John	St. John County Sheriff	DP	DP	3	DP	DP	DP	DP
St. Lucie	St. Lucie County Sheriff	DP	DP	DP	DP	2/1	DP	DP
St. Lucie	Fort Pierce Police	DP	DP	2	DP	DP	DP	-
St. Lucie	Port St. Lucie Police	DP	0/1	2	-	-	-	DP
Santa Rosa	Santa Rosa County Sheriff	-	PO	2	PO	PO	-	-
Sarasota	Sarasota County Sheriff	0/2	PO	18	-	2	2	2
Sarasota	Sarasota Police	3/1	PO	1	1	3/1	0/2	PO
Seminole	Seminole County Sheriff	DP	DP	5	3	10/1	DP	0/2
Volusia	Volusia County Sheriff	DP	PO	DP	DP	1	DP	1
Volusia	Daytona Beach Police	DP	PO	1	1	PO	PO	2

**Table 23a. - continued**

Agencies operating a special unit with full-time personnel and number of personnel assigned:

County	Name of agency	Child abuse	Domestic violence	Drug education in schools	Gangs	Juvenile crime	Missing children	Youth outreach
<b>GEORGIA</b>								
Bibb	Bibb County Sheriff	DP	PO	DP	DP	PO	PO	DP
Bibb	Macon Police	4	DP	5	5	4	-	DP
Chatham	Chatham County Police	3	DP	DP	6/1	DP	DP	DP
Chatham	Savannah Police	DP	2	DP	2	5/1	DP	2
Cherokee	Cherokee County Sheriff	DP	2	3	DP	DP	PO	3
Clarke	Athens-Clarke County Police	3	3/2	3	DP	DP	DP	1
Clayton	Clayton County Police	6	DP	DP	1	DP	DP	DP
Cobb	Cobb County Police	13/1	PO	-	DP	DP	DP	DP
Cobb	Cobb County Sheriff	-	DP	2	-	2	-	-
Cobb	Marietta Police	2	PO	PO	-	-	-	-
Columbia	Columbia County Sheriff	1	4	4	1	1	DP	1
De Kalb	De Kalb County Police	PO	PO	DP	-	PO	PO	DP
Dougherty	Albany Police	DP	0/2	3	3	DP	DP	DP
Douglas	Douglas County Sheriff	3	4	6	1	3	4	DP
Fulton	Fulton County Police	2	DP	-	1	2	PO	-
Fulton	Atlanta Police	7/2	PO	13/2	10/2	PO	7	16/2
Fulton	East Point Police	DP	1	DP	DP	2	DP	DP
Gwinnett	Gwinnett County Police	DP	PO	-	-	PO	PO	DP
Hall	Hall County Sheriff	3/1	1	4	3	2	2	-
Muscogee	Columbus Police	12/1	PO	5/1	7	12/1	12/1	PO
Richmond	Augusta-Richmond Co. Sheriff	2	2	2	-	2	2	-
<b>HAWAII</b>								
Hawaii	Hawaii County Police	DP	PO	5	DP	10	DP	DP
Honolulu	Honolulu Police	11	11	16	8	DP	3	55
Kauai	Kauai County Police	3/1	PO	3	PO	6/2	3/1	-
Maui	Maui County Police	PO	3	3	1	5	PO	-
<b>IDAHO</b>								
Ada	Ada County Sheriff	1	PO	DP	2	7	PO	-
Ada	Boise Police	DP	PO	1/2	4	10	5	-
<b>ILLINOIS</b>								
Champaign	Champaign Police	DP	PO	0/2	6	7	DP	-
Cook	Cook County Sheriff	DP	0/2	2	60/1	10	PO	0/1
Cook	Arlington Heights Police	PO	PO	3	2	6	PO	PO
Cook	Chicago Police	274/23	2/2	12	106/7	274/23	274/23	50
Cook	Cicero Police	4	PO	1	7	4	PO	-
Cook	Evanston Police	PO	DP	3	12	8	-	0/5
Cook	Oak Lawn Police	DP	DP	8	DP	8	DP	DP
Cook	Oak Park Police	DP	PO	DP	DP	DP	DP	DP
Cook	Schaumburg Police	-	PO	2	DP	5	PO	-
Cook	Skokie Police	DP	DP	1	DP	DP	PO	DP
Du Page	Naperville Police	DP	PO	7	DP	4	PO	0/1
Kane	Aurora Police	2	DP	20	17	9	9	-
Kane	Elgin Police	PO	PO	3	5	6	PO	0/2
Lake	Lake County Sheriff	DP	PO	DP	DP	5	PO	-
Lake	Waukegan Police	7	PO	2	7	6/1	PO	PO
Macon	Decatur Police	5/1	DP	3	1	5	5	-
Peoria	Peoria Police	DP	2	4	4	8	DP	DP
Sangamon	Springfield Police	DP	1	4	4	8/1	PO	-
Will	Will County Sheriff	PO	PO	DP	PO	PO	PO	PO
Will	Joliet Police	PO	0/1	2	2	2	1	-
Winnebago	Winnebago County Sheriff	DP	1	4	DP	3	DP	-
Winnebago	Rockford Police	12	PO	4	5	12	1	-
<b>INDIANA</b>								
Allen	Fort Wayne Police	DP	1	11	PO	14	PO	PO
Delaware	Muncie Police	DP	2	5	1	8	1	DP
Elkhart	Elkhart Police	6	PO	3	DP	6	6	6
Howard	Kokomo Police	DP	DP	DP	DP	DP	DP	0/1
Lake	Lake County Sheriff	-	-	2	4	4	-	-
Lake	East Chicago Police	DP	DP	DP	DP	DP	DP	DP
Lake	Gary Police	DP	DP	1	5	DP	DP	0/1
Lake	Hammond Police	3	DP	4	4	8	8	-
Madison	Anderson Police	3	DP	4	-	64	-	-
Marion	Marion County Sheriff	10/3	6	6/3	2	PO	1	7/5
Marion	Indianapolis Police	9/1	1	2	8/1	9/3	3	6/3
St. Joseph	South Bend Police	2	4	9/1	DP	21	DP	1
Vanderburgh	Vanderburgh County Sheriff	1	PO	2	1	1	PO	-
Vanderburgh	Evansville Police	DP	PO	DP	1	DP	PO	1
Vigo	Terre Haute Police	8	PO	5	3	8	PO	PO

**Table 23a. - continued**

Agencies operating a special unit with full-time personnel and number of personnel assigned:

County	Name of agency	Child abuse	Domestic violence	Drug education in schools	Gangs	Juvenile crime	Missing children	Youth outreach
<b>IOWA</b>								
Black Hawk	Waterloo Police	2	1	6	DP	DP	PO	PO
Linn	Cedar Rapids Police	DP	DP	DP	DP	3/1	DP	DP
Polk	Des Moines Police	9/1	DP	DP	6	DP	DP	1/1
Scott	Davenport Police	1	0/1	4	5	DP	DP	-
Woodbury	Sioux City Police	DP	PO	2	4	5	PO	DP
<b>KANSAS</b>								
Douglas	Lawrence Police	2	PO	-	2	DP	DP	-
Johnson	Johnson County Sheriff	DP	DP	DP	DP	DP	DP	DP
Johnson	Olathe Police	DP	DP	5	DP	DP	DP	PO
Johnson	Overland Park Police	2	PO	5	DP	PO	PO	-
Sedgwick	Sedgwick County Sheriff	DP	DP	DP	2	DP	DP	-
Sedgwick	Wichita Police	17	1/1	7	63	PO	9	-
Shawnee	Shawnee County Sheriff	1	PO	2	-	PO	PO	-
Shawnee	Topeka Police	2	PO	6/1	4	6	PO	-
Wyandotte	Kansas City Police	2/1	DP	8	DP	5	DP	DP
<b>KENTUCKY</b>								
Fayette	Lexington-Fayette County Police	7/1	2	0/1	DP	PO	1	PO
Jefferson	Jefferson County Police	11/1	2/1	9	2	PO	11/1	-
Jefferson	Jefferson County Sheriff	PO	22	-	PO	PO	PO	-
Jefferson	Louisville Police	14	4	6	6	PO	3	-
Kenton	Covington Police	3	1	3	DP	2	DP	DP
<b>LOUISIANA</b>								
Ascension	Ascension Parish Sheriff	3	DP	4	DP	3	DP	DP
Bossier	Bossier Police	DP	PO	DP	1	DP	DP	DP
Caddo	Caddo Parish Sheriff	DP	DP	3	1	DP	DP	4
Caddo	Shreveport Police	PO	PO	6	DP	9	PO	PO
Calcasieu	Calcasieu Parish Sheriff	3	PO	5	2	3	3	3
Calcasieu	Lake Charles Police	DP	PO	4	DP	1	DP	-
E. Baton Rouge	E. Baton Rouge Parish Sheriff	2	2	4	2	2	2	PO
E. Baton Rouge	Baton Rouge Police	PO	PO	5	DP	12	1	PO
Jefferson	Kenner Police	DP	PO	2	1	DP	PO	PO
Lafayette	Lafayette Parish Sheriff	7	PO	3	2	7	7	7
Lafourche	Lafourche Parish Sheriff	4	1	4	6	4	DP	3
Orleans	New Orleans Police	DP	PO	4	PO	DP	PO	PO
Ouachita	Ouachita Parish Sheriff	-	PO	-	-	-	-	-
Ouachita	Monroe Police	2	2	2	1	1	1	-
Rapides	Alexandria Police	1	DP	5	DP	2	DP	4
St. Bernard	St. Bernard Parish Sheriff	2	-	2	-	2	2	4
St. Charles	St. Charles Parish Sheriff	DP	PO	3	PO	4	PO	PO
St. John the Baptist	St. John the Baptist Sheriff	PO	PO	4	PO	1	PO	PO
St. Landry	St. Landry Parish Sheriff	PO	PO	PO	PO	PO	PO	PO
St. Tammany	St. Tammany Parish Sheriff	2	2	4	1	6	-	-
Terrebonne	Terrebonne Parish Sheriff	4	1	DP	PO	4	4	-
<b>MARYLAND</b>								
Anne Arundel	Anne Arundel County Police	6	1	8	3	3/1	1	5
Anne Arundel	Annapolis Police	DP	DP	6	-	PO	PO	-
Baltimore(city)	Baltimore Police	10	27	PO	9	PO	3	PO
Baltimore	Baltimore County Police	13	2/1	13	DP	4	DP	14/10
Charles	Charles County Sheriff	4	2/1	3	1	PO	PO	3
Harford	Harford County Sheriff	1	2	DP	-	PO	PO	-
Howard	Howard County Police	7	PO	6	1	1/2	1	1
Montgomery	Montgomery County Police	19/1	2	5	PO	PO	2	3
Prince George's	Prince George's County Police	9/1	PO	12	-	PO	PO	7
<b>MASSACHUSETTS</b>								
Bristol	Fall River Police	-	3	3	2	-	-	-
Bristol	New Bedford Police	5	4	2	4	5	5	5
Essex	Lawrence Police	-	-	2	PO	1	-	-
Essex	Lynn Police	DP	4	1	DP	3	DP	-
Hampden	Chicopee Police	DP	DP	1	1	DP	DP	DP
Hampden	Holyoke Police	2	3	6	14	1	PO	2
Hampden	Springfield Police	DP	0/1	7	9	40	DP	DP
Middlesex	Cambridge Police	DP	2/1	2	DP	DP	DP	DP
Middlesex	Framingham Police	-	3	2	DP	2	1	1
Middlesex	Lowell Police	6	6	10	2	6/5	DP	6/5
Middlesex	Malden Police	PO	4/1	1	PO	2	PO	DP
Middlesex	Medford Police	3	3	2	-	1	-	DP
Middlesex	Newton Police	PO	1	3/3	PO	2	PO	PO
Middlesex	Somerville Police	3	3	DP	PO	2	PO	-
Middlesex	Waltham Police	DP	2	1	2	2	DP	DP

**Table 23a. - continued**

Agencies operating a special unit with full-time personnel and number of personnel assigned:

County	Name of agency	Child abuse	Domestic violence	Drug education in schools	Gangs	Juvenile crime	Missing children	Youth outreach
<b>MASSACHUSETTS (cont.)</b>								
Norfolk	Brookline Police	2	2	3	2	2	1	-
Norfolk	Quincy Police	DP	DP	2	DP	7	DP	DP
Plymouth	Brockton Police	1	4	DP	6	PO	DP	DP
Suffolk	Boston Police	2	3/1	DP	25/2	25/2	2	DP
Suffolk	Revere Police	-	1/1	1	1	-	-	DP
Worcester	Worcester Police	DP	5	8	7	10/1	DP	DP
<b>MICHIGAN</b>								
Calhoun	Battle Creek Police	DP	1	3	DP	-	-	-
Genesee	Flint Police	2	3	11	14	11	2	11
Ingham	Lansing Police	PO	1/2	4	1	2	-	-
Kalamazoo	Kalamazoo Police	PO	2	3	PO	PO	1	-
Kent	Kent County Sheriff	2	3	2	-	2	PO	PO
Kent	Grand Rapids Police	4/6	DP	DP	DP	DP	DP	DP
Macomb	Macomb County Sheriff	DP	DP	2	1	3	DP	DP
Macomb	Sterling Heights Police	DP	3	3	DP	7	PO	-
Macomb	Warren Police	PO	PO	PO	6	PO	PO	PO
Oakland	Oakland County Sheriff	PO	PO	6	2	PO	PO	-
Oakland	Farmington Hills Police	DP	DP	DP	DP	DP	DP	DP
Oakland	Pontiac Police	2	PO	DP	PO	DP	PO	-
Oakland	Southfield Police	2	PO	2	DP	2	DP	DP
Oakland	Troy Police	DP	DP	DP	DP	4	DP	PO
Saginaw	Saginaw Police	DP	1	DP	1	2	DP	-
Washtenaw	Washtenaw County Sheriff	DP	DP	DP	1	1/1	PO	DP
Washtenaw	Ann Arbor Police	4/1	1	3	DP	2	DP	PO
Wayne	Wayne County Sheriff	1	1	3	-	3	-	10/2
Wayne	Dearborn Police	DP	DP	4	2	4	DP	1
Wayne	Detroit Police	6/1	20/7	19	53/1	53/1	PO	PO
Wayne	Livonia Police	1	2	7	PO	3	PO	PO
Wayne	Taylor Police	DP	DP	2	DP	DP	DP	DP
Wayne	Westland Police	DP	DP	3	-	1	PO	DP
<b>MINNESOTA</b>								
Hennepin	Bloomington Police	DP	DP	DP	DP	DP	DP	DP
Hennepin	Minneapolis Police	11	11	2	15	17	PO	2/1
Ramsey	Ramsey County Sheriff	DP	PO	2	5	DP	PO	1
Ramsey	St. Paul Police	9	DP	6	3	11	1	15
St. Louis	Duluth Police	5/1	2/1	2	DP	5	DP	DP
<b>MISSISSIPPI</b>								
Forrest	Hattiesburg Police	1	PO	2	12	DP	DP	PO
Harrison	Biloxi Police	PO	PO	3	PO	DP	PO	-
Harrison	Gulfport Police	DP	DP	4	DP	DP	DP	DP
Hinds	Jackson Police	2	PO	DP	DP	4/1	1	-
Jackson	Jackson County Sheriff	1	-	1	1	1	1	-
<b>MISSOURI</b>								
Boone	Columbia Police	DP	PO	5	DP	2	PO	-
Buchanan	St. Joseph Police	DP	DP	PO	1	DP	DP	-
Greene	Springfield Police	PO	PO	6	4	2	PO	-
Jackson	Independence Police	DP	2	8	DP	DP	PO	DP
Jackson	Kansas City Police	13	13/2	10	9	8/1	8	-
Jefferson	Jefferson County Sheriff	-	-	5	1	PO	PO	PO
St. Charles	St. Charles County Sheriff	DP	DP	5	6	DP	DP	DP
St. Louis(city)	St. Louis Police	7	9	5	7	PO	8	PO
St. Louis	St. Louis County Police	PO	6	14	2	2	PO	PO
<b>MONTANA</b>								
Yellowstone	Billings Police	DP	PO	2	3	DP	PO	-
<b>NEBRASKA</b>								
Douglas	Omaha Police	DP	4/1	11	13/1	PO	DP	-
Lancaster	Lincoln Police	2/1	1	-	DP	2	2	DP
<b>NEVADA</b>								
Clark	Las Vegas Metropolitan Police	0/6	6	2/15	38	5	3	1/3
Clark	North Las Vegas Police	DP	PO	4/1	4/1	DP	DP	DP
Nye	Nye County Sheriff	PO	PO	2	PO	PO	PO	PO
Washoe	Washoe County Sheriff	5	1	1	2	5	5	DP
Washoe	Reno Police	7/1	DP	2	20	DP	DP	2

**Table 23a. - continued**

Agencies operating a special unit with full-time personnel and number of personnel assigned:

County	Name of agency	Child abuse	Domestic violence	Drug education in schools	Gangs	Juvenile crime	Missing children	Youth outreach
<b>NEW HAMPSHIRE</b>								
Hillsborough	Manchester Police	3/1	4/2	2	DP	11/1	PO	DP
Hillsborough	Nashua Police	---	1	1	1	---	---	---
<b>NEW JERSEY</b>								
Atlantic	Atlantic City Police	PO	PO	4	PO	17/3	PO	PO
Camden	Camden Police	1	1	2	-	10	2	0/2
Camden	Cherry Hill Police	DP	DP	DP	-	1	PO	DP
Essex	Bloomfield Police	PO	PO	PO	-	5/1	PO	5/1
Essex	East Orange Police	4	1	6	DP	6	DP	DP
Essex	Irvington Police	DP	PO	2	DP	9	DP	-
Essex	Newark Police	8/1	8	4	1	8/1	2	4
Essex	West Orange Police	DP	DP	DP	PO	DP	DP	DP
Hudson	Hudson County Sheriff	PO	PO	PO	PO	-	PO	PO
Hudson	Bayonne Police	DP	DP	20	2	2	1	-
Hudson	Hoboken Police	PO	PO	DP	PO	PO	PO	DP
Hudson	Jersey City Police	-	DP	16	1	17	1	-
Hudson	North Bergen Police	PO	DP	DP	DP	3	DP	PO
Hudson	Union City Police	PO	PO	PO	PO	PO	PO	PO
Hudson	West New York Police	DP	PO	2	4	5	DP	-
Mercer	Hamilton Police	4	PO	8/1	4	5	4	5
Mercer	Trenton Police	DP	DP	1	DP	DP	DP	DP
Middlesex	Edison Police	DP	1	8	5	DP	DP	8/2
Middlesex	New Brunswick Police	DP	1/1	2	DP	5/1	DP	1
Middlesex	Perth Amboy Police	DP	1	DP	DP	5	DP	PO
Middlesex	Woodbridge Police	1	2	3	1	7/1	1	1
Monmouth	Long Branch Police	5	0/2	4	1	5	DP	5
Morris	Parsippany Police	DP	DP	DP	DP	DP	PO	DP
Ocean	Brick Township Police	DP	DP	2/1	DP	2/1	DP	1/1
Ocean	Dover Township Police	1	DP	DP	DP	4	1	-
Passaic	Passaic County Sheriff	PO	PO	PO	PO	PO	PO	PO
Passaic	Clifton Police	DP	PO	1	-	8	PO	-
Passaic	Passaic Police	PO	PO	PO	PO	6/1	PO	PO
Passaic	Wayne Police	DP	DP	DP	DP	6	PO	-
Union	Union County Sheriff	DP	7	1	DP	DP	DP	1
Union	Elizabeth Police	DP	1	3	DP	12	DP	DP
Union	Linden Police	2	PO	2	DP	4	1	DP
Union	Plainfield Police	DP	1	4	DP	6/1	DP	DP
Union	Union Police	5	5	4	-	5/1	PO	9
<b>NEW MEXICO</b>								
Bernalillo	Bernalillo County Sheriff	5	PO	5	4	PO	PO	-
Bernalillo	Albuquerque Police	16	10	17/2	22/4	PO	0/1	-
Dona Ana	Las Cruces Police	PO	PO	2	PO	PO	PO	PO
Santa Fe	Santa Fe Police	6	PO	4	3	3	6	4
<b>NEW YORK</b>								
Albany	Albany Police	8/1	0/2	2	PO	8/1	8/1	PO
Albany	Colonie Police	DP	DP	4	DP	4	DP	0/1
Broome	Binghamton Police	PO	PO	3	-	4	PO	-
Dutchess	Dutchess County Sheriff	4	PO	5	DP	4	DP	-
Erie	Erie County Sheriff	3	3	3/17	PO	PO	3	PO
Erie	Amherst Police	DP	2	7	DP	4	DP	DP
Erie	Buffalo Police	-	2/1	12	-	PO	PO	9
Erie	Cheektowaga Police	DP	DP	2	DP	2	PO	-
Erie	Tonawanda Police	DP	DP	DP	PO	2	DP	DP
Monroe	Monroe County Sheriff	1	DP	8	-	3/3	DP	3/3
Monroe	Rochester Police	3	PO	11	PO	10	DP	PO
Nassau	Nassau County Police	DP	DP	DP	DP	40/1	2	DP
Nassau	Hempstead Police	DP	1	3	DP	3	DP	DP
New York City	New York City Police	DP	261/2	109/2	77	194	44/6	23/4
Niagara	Niagara County Sheriff	DP	0/2	2	-	4	1	DP
Niagara	Niagara Falls Police	2	PO	4	PO	3	1	DP
Onondaga	Onondaga County Sheriff	6/1	2	5	PO	DP	DP	-
Onondaga	Syracuse Police	7/1	4	20	2	9	1	19
Oswego	Oswego County Sheriff	DP	DP	6	-	1	DP	DP
Rensselaer	Troy Police	DP	PO	-	-	2	DP	DP
Rockland	Clarkstown Police	DP	DP	6	DP	DP	DP	DP
Rockland	Ramapo Police	-	PO	1	-	2	-	-
Schenectady	Schenectady Police	PO	PO	3	-	5	PO	-
Suffolk	Suffolk County Police	PO	3/1	35/2	DP	14/1	14/1	DP
Westchester	Westchester County Police	PO	DP	2	PO	DP	-	-
Westchester	Greenburgh Police	DP	PO	DP	DP	5	DP	DP
Westchester	Mt. Vernon Police	DP	PO	1	-	4	4	1
Westchester	New Rochelle Police	PO	PO	PO	-	PO	-	PO
Westchester	White Plains Police	PO	PO	4	PO	3	PO	DP
Westchester	Yonkers Police	PO	PO	5	DP	16	1	4



**Table 23a. - continued**

Agencies operating a special unit with full-time personnel and number of personnel assigned:

County	Name of agency	Child abuse	Domestic violence	Drug education in schools	Gangs	Juvenile crime	Missing children	Youth outreach
<b>NORTH CAROLINA</b>								
Alamance	Burlington Police	DP	PO	2	DP	2	DP	DP
Buncombe	Buncombe County Sheriff	3	2	3	1	1	DP	PO
Buncombe	Asheville Police	DP	DP	1	DP	4	PO	PO
Cabarrus	Cabarrus County Sheriff	DP	-	3	DP	-	-	-
Cumberland	Cumberland County Sheriff	3	PO	18	3	10	10	PO
Cumberland	Fayetteville Police	DP	0/1	0/1	2	5/1	PO	DP
Durham	Durham Police	4	5/1	4	-	4	4	2
Forsyth	Winston-Salem Police	DP	3/2	5	DP	9/2	DP	3
Gaston	Gaston County Police	DP	PO	3	-	2	PO	PO
Gaston	Gastonia Police	5/1	-	2	DP	5/1	5/1	5/1
Guilford	Guilford County Sheriff	DP	DP	3	DP	DP	DP	-
Guilford	Greensboro Police	DP	PO	3	DP	12/2	DP	DP
Guilford	High Point Police	DP	PO	3	2	6	DP	-
Mecklenburg	Charlotte-Mecklenburg Police	13	5/2	10	5	8	13	DP
Nash	Rocky Mount Police	DP	1	1	PO	2	DP	2
New Hanover	Wilmington Police	1	1	2	1	1	1	-
Pitt	Greenville Police	3	3	1	-	3	DP	3
Wake	Wake County Sheriff	9/1	4	2	DP	9	9	DP
Wake	Raleigh Police	DP	4/2	4	-	6	DP	DP
<b>OHIO</b>								
Butler	Butler County Sheriff	DP	1	4	DP	4	PO	-
Butler	Hamilton Police	7	2	5	1	7	7	5
Cuyahoga	Cleveland Police	15/1	DP	13	18	PO	PO	59/2
Cuyahoga	Euclid Police	1	DP	1/1	PO	2	PO	-
Franklin	Franklin County Sheriff	2	PO	5	1	2	PO	-
Franklin	Columbus Police	16	1	15	5	7	6	6/1
Hamilton	Hamilton County Sheriff	DP	PO	DP	DP	DP	PO	DP
Hamilton	Cincinnati Police	21/1	5	12	4	2/1	1/1	9
Lorain	Lorain Police	2	DP	2	1	2	DP	-
Lucas	Toledo Police	-	1	3	DP	PO	PO	2
Mahoning	Youngstown Police	DP	4/2	2	2	8	1	DP
Montgomery	Dayton Police	7	5	6	DP	PO	3/1	DP
Stark	Canton Police	1	PO	4	1	5	2	3
Summit	Akron Police	9/1	PO	4	4	5/1	2/1	0/2
<b>OKLAHOMA</b>								
Cleveland	Norman Police	2	PO	DP	PO	2	2	-
Comanche	Lawton Police	PO	PO	4	PO	PO	PO	-
Oklahoma	Oklahoma County Sheriff	PO	1	1/1	4	PO	PO	1
Oklahoma	Oklahoma City Police	4	7	5	16/2	DP	5	24
Tulsa	Tulsa County Sheriff	DP	DP	3	3	DP	DP	3/1
Tulsa	Tulsa Police	7	8	17	7	PO	7	-
<b>OREGON</b>								
Clackamas	Clackamas County Sheriff	DP	PO	4	4	PO	DP	-
Lane	Lane County Sheriff	DP	1	-	DP	-	DP	-
Lane	Eugene Police	DP	DP	DP	DP	DP	DP	4
Linn	Linn County Sheriff	1	PO	1	PO	PO	PO	PO
Marion	Salem Police	4	PO	2	4	11	DP	DP
Multnomah	Portland Police	12/1	5/2	1	19/3	PO	1	2/3
Washington	Washington County Sheriff	4	1	5	2	DP	DP	DP
<b>PENNSYLVANIA</b>								
Allegheny	Allegheny County Police	2	DP	DP	DP	DP	DP	PO
Allegheny	Pittsburgh Police	105	PO	DP	56	PO	105	PO
Berks	Reading Police	DP	PO	DP	DP	8	DP	-
Dauphin	Harrisburg Police	1	PO	2	DP	7	1	DP
Delaware	Upper Darby Township Police	DP	DP	DP	DP	2	DP	DP
Erie	Erie Police	DP	8	2	1	9	PO	-
Lancaster	Lancaster Police	PO	PO	DP	DP	7	PO	-
Lehigh	Allentown Police	2	DP	19	DP	9	9	9
Montgomery	Lower Merion Township Police	DP	PO	2	-	2	PO	3
Northampton	Bethlehem Police	1	PO	4	PO	PO	PO	PO
Philadelphia	Philadelphia Police	9	42	21	18	-	1	30
<b>RHODE ISLAND</b>								
Kent	Warwick Police	PO	DP	3	PO	2	2	DP
Providence	Cranston Police	DP	PO	3	DP	DP	PO	-
Providence	Pawtucket Police	DP	DP	3	DP	3	DP	DP
Providence	Providence Police	DP	4	3	2	12	DP	DP
Providence	Woonsocket Police	5	1	2	-	5	5	1

**Table 23a. - continued**

Agencies operating a special unit with full-time personnel and number of personnel assigned:

County	Name of agency	Child abuse	Domestic violence	Drug education in schools	Gangs	Juvenile crime	Missing children	Youth outreach
<b>SOUTH CAROLINA</b>								
Anderson	Anderson County Sheriff	2	DP	DP	DP	DP	DP	PO
Beaufort	Beaufort County Sheriff	4	PO	3	PO	4	4	-
Charleston	Charleston County Sheriff	5	PO	5	PO	5	5	PO
Charleston	Charleston Police	DP	DP	2	DP	3	DP	PO
Greenville	Greenville County Sheriff	DP	PO	7	PO	DP	DP	PO
Greenville	Greenville Police	DP	DP	DP	DP	2	DP	DP
Horry	Horry County Police	PO	PO	2	-	PO	PO	DP
Horry	Myrtle Beach Police	DP	PO	1	DP	DP	PO	-
Richland	Richland County Sheriff	5	PO	7	13	5	5	4
Richland	Columbia Police	-	-	5	-	PO	-	PO
Spartanburg	Spartanburg County Sheriff	3	PO	7	PO	3	PO	-
Spartanburg	Spartanburg Police	DP	2/2	2	-	DP	PO	-
<b>SOUTH DAKOTA</b>								
Minnehaha	Sioux Falls Police	5	5	DP	DP	5	5	-
<b>TENNESSEE</b>								
Davidson	Nashville Metropolitan Police	7/1	25/4	10	-	7	9	DP
Hamilton	Hamilton County Sheriff	3/1	3/1	3	PO	PO	DP	PO
Hamilton	Chattanooga Police	3	4	5	4	6	6	2
Knox	Knox County Sheriff	1	3/2	DP	DP	2	2	PO
Knox	Knoxville Police	1	2/1	5	2	5	1	-
Madison	Jackson Police	DP	DP	-	1	PO	PO	0/1
Montgomery	Clarksville Police	-	PO	6	-	-	-	-
Rutherford	Murfreesboro Police	DP	DP	4	DP	DP	DP	DP
Shelby	Memphis Police	6	4/2	10/1	3	DP	1/3	DP
Sullivan	Sullivan County Sheriff	2	DP	2	1	2	DP	PO
Washington	Johnson City Police	DP	3	2	DP	1	DP	1
<b>TEXAS</b>								
Bell	Killeen Police	PO	PO	PO	PO	-	PO	PO
Bell	Temple Police	1	PO	3	DP	5	DP	DP
Bexar	Bexar County Sheriff	---	---	---	---	---	---	---
Bexar	San Antonio Police	DP	2	15	44	37	DP	DP
Cameron	Brownsville Police	PO	PO	4	-	4	1	PO
Cameron	Harlingen Police	PO	PO	4	2	PO	1	-
Collin	Plano Police	DP	DP	DP	DP	7/1	DP	DP
Dallas	Carrollton Police	DP	PO	DP	DP	DP	DP	PO
Dallas	Dallas Police	9/1	19/6	6	32/3	22/3	8/2	0/2
Dallas	Garland Police	2	2	22	9	2	2	-
Dallas	Grand Prairie Police	2	2	10	4	2	2	DP
Dallas	Irving Police	DP	3/1	13	5	3	DP	0/1
Dallas	Mesquite Police	DP	1	2	2	2	DP	-
Dallas	Richardson Police	DP	DP	9/1	DP	6/2	DP	0/1
Denton	Denton Police	1	2	2	PO	2	DP	0/1
Ector	Odessa Police	DP	PO	3	2	DP	PO	2
El Paso	El Paso Police	7	2/2	21	10	8	2	20
Fort Bend	Fort Bend County Sheriff	DP	DP	5	2/1	PO	DP	-
Gregg	Longview Police	DP	DP	2	1	2	DP	-
Harris	Harris County Sheriff	14/1	11/2	PO	5/1	8/1	DP	DP
Harris	Baytown Police	2	1	2	2	2	2	-
Harris	Houston Police	37/2	17/24	53	147	76	8/2	22/2
Harris	Pasadena Police	DP	2	5	7	10/1	1	1
Hidalgo	Hidalgo County Sheriff	4	DP	DP	DP	4	DP	DP
Hidalgo	McAllen Police	DP	PO	6	PO	6/1	PO	PO
Jefferson	Beaumont Police	DP	3	3	1	6	DP	1
Jefferson	Port Arthur Police	2	2	2	DP	DP	1	PO
Lubbock	Lubbock Police	DP	DP	DP	5	9/2	DP	-
McLennan	Waco Police	4/1	4/1	1	1	DP	DP	-
Midland	Midland Police	2	PO	4	3	2	PO	-
Nueces	Corpus Christi Police	DP	DP	6	15	8	DP	DP
Potter	Amarillo Police	DP	DP	DP	2	6	PO	-
Smith	Tyler Police	1	DP	DP	1	1	DP	DP
Tarrant	Tarrant County Sheriff	DP	DP	1	PO	PO	DP	-
Tarrant	Arlington Police	PO	8/6	7	6	4/1	1	PO
Tarrant	Fort Worth Police	4/1	4/1	9	18/1	10	1	PO
Taylor	Abilene Police	2/2	DP	DP	DP	10/1	1	DP
Tom Green	San Angelo Police	DP	PO	5	2	3/1	2	-
Travis	Travis County Sheriff	2	1/1	4	-	2	1	-
Travis	Austin Police	17/1	7/6	9	18/2	9/2	11/2	PO
Webb	Laredo Police	DP	DP	-	4	DP	DP	-
Wichita	Wichita Falls Police	PO	PO	1	DP	4	PO	DP
Williamson	Williamson County Sheriff	4	PO	2	2	2	-	-

**Table 23a. - continued**

Agencies operating a special unit with full-time personnel and number of personnel assigned:

County	Name of agency	Child abuse	Domestic violence	Drug education in schools	Gangs	Juvenile crime	Missing children	Youth outreach
<b>UTAH</b>								
Salt Lake	Salt Lake City Police	DP	6/6	4	5/3	7/1	DP	0/3
Salt Lake	West Valley City Police	1	1/2	3	1	8	PO	PO
Weber	Ogden Police	2	PO	3	4	3	DP	-
<b>VIRGINIA</b>								
Alexandria(city)	Alexandria Police	2	2	5	2	3/1	DP	DP
Arlington	Arlington County Police	PO	PO	5	DP	PO	PO	8
Chesapeake(city)	Chesapeake Police	1	PO	6	DP	2	DP	-
Chesterfield	Chesterfield County Police	5	0/1	11	DP	PO	DP	4
Danville(city)	Danville Police	PO	PO	1/2	PO	PO	PO	1/2
Fairfax	Fairfax County Police	6	PO	DP	3	PO	5	DP
Hampton(city)	Hampton Police	DP	2	2	-	-	-	13
Hanover	Hanover County Sheriff	PO	1	3	-	PO	PO	-
Henrico	Henrico County Police	4	1	16	PO	4	4	PO
Loudoun	Loudoun County Sheriff	DP	DP	3	DP	DP	DP	-
Lynchburg(city)	Lynchburg Police	DP	DP	4	-	2	DP	-
Newport News(city)	Newport News Police	6	1/1	11	2	6	6	14
Norfolk(city)	Norfolk Police	9	3	8/1	5	3	DP	-
Petersburg(city)	Petersburg Police	DP	2	2	PO	4	DP	DP
Portsmouth(city)	Portsmouth Police	PO	DP	DP	2	5	DP	-
Prince William	Prince William County Police	7	PO	4	0/1	7	DP	-
Richmond(city)	Richmond Police	8	PO	10	PO	8	8	4
Roanoke(city)	Roanoke Police	DP	PO	13	DP	7/2	DP	-
Suffolk(city)	Suffolk Police	DP	DP	3	-	2	PO	2
Virginia Beach(city)	Virginia Beach Police	4	4	6	DP	DP	DP	DP
<b>WASHINGTON</b>								
Clark	Clark County Sheriff	3	DP	3	3	DP	-	1
Clark	Vancouver Police	3	DP	2	1	-	PO	-
King	King County Sheriff	16/2	1/1	10	12	-	2/2	-
King	Bellevue Police	2	DP	3	2	DP	DP	DP
King	Kent Police	DP	DP	1	DP	DP	DP	1
King	Seattle Police	DP	14/1	8	12/1	24/4	1/1	2
Pierce	Pierce County Sheriff	4	5	4	DP	5/3	DP	PO
Pierce	Tacoma Police	DP	3	6	6	4	1	DP
Snohomish	Snohomish County Sheriff	7/2	PO	4	-	PO	PO	-
Snohomish	Everett Police	5/1	1	4	PO	DP	DP	-
Spokane	Spokane County Sheriff	5	2	6	2	PO	0/1	PO
Spokane	Spokane Police	PO	3/21	7	1	PO	PO	3
Thurston	Thurston County Sheriff	2	1	2	1	PO	PO	DP
Yakima	Yakima Police	3	1	4	2	DP	1	DP
<b>WEST VIRGINIA</b>								
Cabell	Huntington Police	DP	DP	2	DP	DP	DP	-
Kanawha	Charleston Police	-	1/1	6	3	4	-	-
<b>WISCONSIN</b>								
Brown	Brown County Sheriff	DP	DP	4	DP	DP	DP	DP
Brown	Green Bay Police	DP	PO	DP	2	DP	PO	PO
Dane	Dane County Sheriff	PO	PO	2	-	-	-	-
Dane	Madison Police	PO	PO	3	1	PO	PO	PO
Kenosha	Kenosha Police	3	DP	1	4	DP	DP	-
Milwaukee	Milwaukee County Sheriff	PO	PO	6	6	1	PO	PO
Milwaukee	Milwaukee Police	15	PO	9	63/2	4	4	3
Milwaukee	West Allis Police	DP	PO	3	4	5	PO	-
Outgamie	Appleton Police	DP	PO	DP	DP	DP	PO	DP
Racine	Racine Police	DP	DP	3	DP	8	DP	DP
Waukesha	Waukesha County Sheriff	2	PO	4	1	PO	1	1

Note: Special unit personnel data include only those personnel assigned on a full-time basis. Data presented are for sworn personnel unless the agency has civilian personnel assigned to the unit. In such cases, the data are presented in a "sworn/civilian" format. For agencies without a particular type of special unit with personnel assigned on a full-time basis, the codes are as follows:

- "DP"=Agency has specially designated personnel assigned to address to this task or problem as needed.
- "PO"=Agency has special policies or procedures that address this task or problem, but no specially designated personnel.
- "-"=Agency has no special policies or procedures, or specially designated personnel to address this task or problem.

---Data were not provided by an agency.

**Table 24a. Additional special units operated by local law enforcement agencies, 1997**

		Agencies operating a special unit with full-time personnel and number of personnel assigned:								
County	Name of agency	Bias/hate crime	Community crime prevention	Crime analysis	Drunk drivers	Environmental crimes	Prosecutor relations	Repeat offenders	Research and planning	Victim assistance
<b>ALABAMA</b>										
Etowah	Gadsden Police	-	DP	1	DP	-	-	PO	1	1
Houston	Dothan Police	DP	3	1	DP	DP	1	DP	1	0/1
Jefferson	Jefferson County Sheriff	-	-	PO	PO	PO	-	-	2	PO
Jefferson	Bessemer Police	PO	1/5	0/3	PO	1	-	-	-	-
Jefferson	Birmingham Police	PO	0/6	0/2	-	-	1	-	2/2	PO
Jefferson	Hoover Police	2	2	1	PO	PO	PO	PO	PO	PO
Madison	Huntsville Police	PO	5	1	7	-	DP	PO	1/1	4
Mobile	Mobile County Sheriff	-	1	PO	PO	PO	-	-	0/2	PO
Mobile	Mobile Police	2	6/2	1/1	32/1	-	-	-	2/2	1
Montgomery	Montgomery County Sheriff	-	DP	-	DP	-	-	-	-	-
Montgomery	Montgomery Police	PO	2	PO	DP	-	1/1	PO	PO	-
Morgan	Decatur Police	PO	DP	1	DP	DP	DP	DP	DP	1
Tuscaloosa	Tuscaloosa Police	DP	1	DP	DP	2/1	0/1	DP	DP	DP
<b>ALASKA</b>										
Anchorage	Anchorage Police	PO	1/4	DP	PO	PO	-	-	DP	PO
<b>ARIZONA</b>										
Maricopa	Maricopa County Sheriff	-	DP	1	PO	DP	0/1	-	-	PO
Maricopa	Chandler Police	PO	4	0/3	2	PO	PO	PO	1	0/1
Maricopa	Glendale Police	PO	DP	PO	PO	-	PO	1	-	PO
Maricopa	Mesa Police	DP	3/6	2/4	32/1	-	DP	2	2/1	0/6
Maricopa	Phoenix Police	7	DP	3/2	18/1	PO	PO	6	18/20	PO
Maricopa	Scottsdale Police	1	3/1	0/1	6	DP	0/1	1	0/8	PO
Maricopa	Tempe Police	DP	4/2	0/2	DP	DP	PO	PO	0/3	PO
Pima	Pima County Sheriff	DP	4	DP	11	DP	-	DP	0/2	0/2
Pima	Tucson Police	5/2	7/2	0/3	5	-	4	-	4/2	4
Pinal	Pinal County Sheriff	PO	1	-	PO	-	-	-	-	PO
Yuma	Yuma Police	DP	3/1	DP	6	1	-	-	DP	PO
<b>ARKANSAS</b>										
Jefferson	Pine Bluff Police	-	3	DP	PO	-	-	-	PO	PO
Pulaski	Pulaski County Sheriff	DP	1	1	4	-	-	-	DP	-
Pulaski	Little Rock Police	PO	4	1/2	5	-	-	-	2/3	1/1
Pulaski	North Little Rock Police	PO	PO	PO	PO	PO	PO	PO	2/2	PO
Sebastian	Fort Smith Police	-	1	1	1	-	-	-	1	PO
<b>CALIFORNIA</b>										
Alameda	Alameda County Sheriff	PO	4/2	1/2	PO	PO	PO	PO	6/2	PO
Alameda	Alameda Police	DP	2	0/1	2	-	-	-	DP	DP
Alameda	Berkeley Police	PO	2/1	5	PO	-	DP	-	1	1
Alameda	Fremont Police	DP	1/2	1/2	PO	PO	1	4	1	0/1
Alameda	Hayward Police	DP	0/3	DP	4	DP	1	DP	DP	DP
Alameda	Oakland Police	1	36/19	3/2	1	2/1	PO	1	0/6	PO
Contra Costa	Contra Costa County Sheriff	1	DP	1/1	PO	-	PO	-	1	PO
Contra Costa	Concord Police	PO	PO	0/1	-	-	-	-	1	-
Contra Costa	Richmond Police	PO	0/1	0/2	PO	-	PO	-	PO	0/1
El Dorado	El Dorado County Sheriff	PO	0/1	2	-	-	-	-	-	-
Fresno	Fresno County Sheriff	DP	1/14	5	PO	-	-	-	6	-
Fresno	Fresno Police	PO	1/8	0/4	DP	-	1/8	-	0/3	PO
Kern	Kern County Sheriff	DP	0/2	PO	DP	-	PO	-	-	DP
Kern	Bakersfield Police	DP	0/4	DP	DP	-	2	5	4/4	PO
Los Angeles	Los Angeles County Sheriff	PO	31/1	2/20	PO	PO	-	-	20/9	PO
Los Angeles	Beverly Hills Police	DP	1/2	DP	2	DP	1	DP	0/1	DP
Los Angeles	Burbank Police	DP	DP	DP	PO	-	PO	-	-	PO
Los Angeles	Compton Police	DP	3	DP	DP	DP	DP	DP	DP	DP
Los Angeles	Culver City Police	DP	1	DP	DP	-	DP	DP	DP	DP
Los Angeles	Downey Police	DP	DP	DP	DP	-	DP	-	DP	-
Los Angeles	El Monte Police	DP	DP	DP	DP	DP	DP	DP	DP	DP
Los Angeles	Glendale Police	1/1	0/3	0/3	PO	1	1	0/2	-	0/5
Los Angeles	Inglewood Police	-	1/2	0/2	DP	-	0/1	0/1	DP	-
Los Angeles	Long Beach Police	DP	4	0/3	5	1	-	DP	5/5	PO
Los Angeles	Los Angeles Police	90	216	27	274/20	6	42/25	110/12	60/22	PO
Los Angeles	Pasadena Police	4	1/3	3	-	-	-	2	2/1	0/1
Los Angeles	Pomona Police	PO	DP	DP	DP	-	DP	PO	PO	DP
Los Angeles	Santa Monica Police	DP	1/3	1/3	DP	DP	0/1	0/1	1/1	DP
Los Angeles	Torrance Police	PO	1/1	0/2	20	-	1	DP	2/1	PO
Los Angeles	West Covina Police	DP	3/4	0/1	DP	-	0/2	DP	0/1	1
Los Angeles	Whittier Police	PO	1/1	0/3	-	PO	-	-	DP	DP
Marin	Marin County Sheriff	PO	1	1/1	PO	DP	DP	DP	DP	DP
Monterey	Monterey County Sheriff	PO	DP	PO	PO	DP	PO	PO	PO	DP
Monterey	Salinas Police	PO	2	-	-	-	-	-	1	-
Orange	Orange County Sheriff-Coroner	DP	DP	0/106	DP	DP	0/3	DP	4/1	0/6
Orange	Anaheim Police	DP	0/4	0/2	3	PO	0/2	DP	1/1	0/5
Orange	Costa Mesa Police	DP	0/2	0/1	DP	-	DP	DP	DP	PO
Orange	Fullerton Police	-	1/1	0/1	-	-	1	-	0/1	-
Orange	Garden Grove Police	PO	0/5	PO	DP	-	DP	1	1/2	DP
Orange	Huntington Beach Police	DP	0/2	DP	DP	-	PO	PO	PO	DP

Table 24a.- continued

Agencies operating a special unit with full-time personnel and number of personnel assigned:										
County	Name of agency	Bias/hate crime	Community crime prevention	Crime analysis	Drunk drivers	Environmental crimes	Prosecutor relations	Repeat offenders	Research and planning	Victim assistance
<b>CALIFORNIA (con)</b>										
Orange	Irvine Police	DP	1/4	1/3	DP	DP	-	-	3/3	-
Orange	Newport Beach Police	DP	0/1	0/1	DP	1	1	3	0/1	-
Orange	Orange Police	1	0/2	0/1	DP	-	0/1	-	-	PO
Orange	Santa Ana Police	PO	1/4	PO	3/1	-	3/3	-	1	-
Placer	Placer County Sheriff	-	0/3	0/1	-	-	-	-	-	-
Riverside	Riverside County Sheriff	PO	8/5	0/7	PO	PO	0/1	5/1	PO	DP
Riverside	Corona Police	DP	0/2	0/1	DP	-	DP	-	DP	PO
Riverside	Riverside Police	10/2	19/11	0/6	3	PO	0/1	PO	DP	PO
Sacramento	Sacramento County Sheriff	DP	0/7	0/3	-	1	-	PO	-	-
Sacramento	Sacramento Police	1	0/4	2/3	7	2	1/3	3	1/4	PO
San Bernardino	San Bernardino County Sheriff	PO	DP	1/5	PO	PO	PO	PO	PO	PO
San Bernardino	Fontana Police	PO	1/1	0/1	DP	DP	0/1	PO	0/1	PO
San Bernardino	Ontario Police	DP	5	1/1	DP	PO	-	-	0/1	-
San Bernardino	Rialto Police	-	0/2	0/2	-	-	1	-	-	-
San Bernardino	San Bernardino Police	PO	DP	0/3	PO	-	-	-	-	-
San Diego	San Diego County Sheriff	PO	0/23	0/5	-	-	-	2	-	-
San Diego	Chula Vista Police	0/1	0/1	0/7	DP	-	DP	DP	-	DP
San Diego	El Cajon Police	PO	DP	0/1	DP	-	0/1	DP	DP	DP
San Diego	Escondido Police	DP	0/2	0/2	DP	DP	DP	DP	0/1	0/1
San Diego	Oceanside Police	PO	0/1	0/1	2	PO	-	-	-	PO
San Diego	San Diego Police	PO	4	0/14	DP	-	6	-	5	PO
San Francisco	San Francisco Police	3/1	PO	0/3	PO	DP	PO	-	14/4	-
San Joaquin	San Joaquin County Sheriff	1	1	1	PO	DP	1	1	0/3	DP
San Joaquin	Stockton Police	DP	0/13	0/3	DP	-	0/1	PO	0/1	PO
San Luis Obispo	San Luis Obispo County Sheriff	-	0/2	0/2	-	-	-	-	0/2	-
San Mateo	San Mateo County Sheriff	DP	4	0/1	PO	PO	PO	PO	PO	PO
San Mateo	Daly City Police	DP	DP	1	DP	-	1	DP	-	PO
San Mateo	San Mateo Police	DP	4	0/3	PO	-	0/1	DP	-	-
Santa Barbara	Santa Barbara County Sheriff	PO	DP	DP	PO	-	DP	-	2	-
Santa Barbara	Santa Barbara Police	PO	1/1	0/1	2	DP	0/1	PO	PO	-
Santa Clara	Santa Clara County Sheriff	PO	PO	0/1	PO	1	2	PO	1	0/1
Santa Clara	San Jose Police	DP	4	0/10	1/1	PO	6/2	DP	4/1	DP
Santa Clara	Santa Clara Police	PO	5/1	0/1	1	-	2	PO	1	PO
Santa Clara	Sunnyvale Police	DP	6/5	PO	PO	-	1/2	-	1	PO
Santa Cruz	Santa Cruz County Sheriff	-	DP	0/1	PO	-	DP	-	-	PO
Shasta	Shasta County Sheriff	DP	DP	0/1	PO	-	DP	DP	DP	PO
Solano	Vallejo Police	PO	DP	0/2	DP	-	1/1	-	0/1	DP
Sonoma	Sonoma County Sheriff-Coroner	-	0/5	0/3	PO	PO	-	-	-	-
Sonoma	Santa Rosa Police	DP	0/1	-	DP	DP	-	-	-	0/1
Stanislaus	Stanislaus County Sheriff	PO	10	1/2	PO	PO	0/1	-	-	-
Stanislaus	Modesto Police	1	1/4	0/6	2	-	0/1	-	0/2	PO
Tulare	Tulare County Sheriff	-	1	-	-	-	-	-	1	PO
Ventura	Ventura County Sheriff	PO	5	0/5	DP	PO	2	PO	3	PO
Ventura	Simi Valley Police	DP	DP	5	DP	PO	DP	DP	1	DP
Ventura	Ventura Police	-	1/1	1/2	PO	-	-	-	-	-
<b>COLORADO</b>										
Adams	Adams County Sheriff	-	0/1	-	2	-	-	PO	DP	3
Adams	Westminster Police	DP	2/3	0/1	DP	DP	DP	DP	0/1	0/3
Arapahoe	Aurora Police	PO	-	2/1	PO	-	DP	3	1/1	0/4
Boulder	Boulder County Sheriff	PO	5	-	2	-	DP	-	-	0/2
Boulder	Boulder Police	1	5	0/3	2	PO	DP	DP	0/1	0/2
Denver	Denver Police	PO	-	-	9	-	1	-	1/2	0/5
Douglas	Douglas County Sheriff	PO	2	1	2	PO	-	PO	-	0/3
El Paso	El Paso County Sheriff	PO	5/1	0/1	DP	-	PO	DP	0/2	0/1
El Paso	Colorado Springs Police	PO	3	0/10	5	PO	0/1	3	2/4	0/5
Jefferson	Jefferson County Sheriff	DP	1	0/1	PO	2	DP	-	DP	0/4
Jefferson	Arvada Police	PO	PO	0/2	2	-	PO	PO	-	0/3
Jefferson	Lakewood Police	DP	1	0/1	DP	DP	DP	DP	1/1	0/5
Larimer	Larimer County Sheriff	PO	2	DP	1	-	DP	PO	1	0/1
Larimer	Fort Collins Police	PO	1	0/1	DP	-	-	DP	-	0/1
Pueblo	Pueblo Police	-	2	1	4	-	DP	DP	1	0/2
<b>CONNECTICUT</b>										
Fairfield	Bridgeport Police	PO	0/1	1/1	PO	-	1	-	0/1	1/1
Fairfield	Danbury Police	PO	1	PO	PO	PO	1	PO	PO	0/1
Fairfield	Greenwich Police	PO	DP	-	DP	-	3	-	DP	PO
Fairfield	Norwalk Police	PO	1	1	DP	-	1	PO	1	DP
Fairfield	Stamford Police	PO	1	PO	DP	-	2	-	0/3	PO
Hartford	Bristol Police	PO	DP	DP	PO	PO	-	-	1	0/1
Hartford	East Hartford Police	-	DP	DP	PO	-	1	DP	2	-
Hartford	Hartford Police	PO	DP	4	3	-	2	-	0/1	0/2
Hartford	Manchester Police	PO	1	DP	PO	-	DP	PO	2	DP
Hartford	New Britain Police	PO	2	1	DP	-	DP	PO	0/1	PO
New Haven	Meriden Police	PO	1	0/1	PO	-	1	-	PO	-
New Haven	Milford Police	PO	1/1	1	DP	-	1	DP	DP	DP
New Haven	New Haven Police	4	0/2	1/3	DP	1	3	PO	1/1	PO
New Haven	Waterbury Police	-	1	DP	-	-	1	-	1/1	1/2
New Haven	West Haven Police	DP	1	0/1	DP	-	1	DP	1	0/1

Table 24a.- continued

Agencies operating a special unit with full-time personnel and number of personnel assigned:										
County	Name of agency	Bias/hate crime	Community crime prevention	Crime analysis	Drunk drivers	Environmental crimes	Prosecutor relations	Repeat offenders	Research and planning	Victim assistance
<b>DELAWARE</b>										
New Castle	New Castle County Police	DP	5	0/2	PO	-	1	PO	2	0/2
New Castle	Wilmington Police	PO	1	0/1	PO	-	1	-	1	0/1
<b>DISTRICT OF COLUMBIA</b>										
Washington, DC	Washington Metropolitan Police	2/1	PO	17/1	10/2	PO	12/9	DP	10/14	DP
<b>FLORIDA</b>										
Alachua	Alachua County Sheriff	DP	2	3/4	DP	-	-	DP	DP	PO
Alachua	Gainesville Police	PO	1	0/2	PO	-	-	PO	4	0/2
Bay	Bay County Sheriff	PO	1	DP	DP	-	PO	-	-	2
Brevard	Brevard County Sheriff	PO	0/4	DP	4	PO	DP	PO	0/2	PO
Brevard	Melbourne Police	PO	1	1/1	1	-	-	DP	1	0/1
Brevard	Palm Bay Police	-	-	0/1	-	-	-	-	-	-
Broward	Broward County Sheriff	DP	PO	0/18	6/11	4/1	DP	6/1	0/10	0/6
Broward	Coral Springs Police	PO	1/1	1	3	PO	DP	4	0/1	0/2
Broward	Davie Police	PO	2	1	DP	PO	PO	PO	PO	0/1
Broward	Fort Lauderdale Police	DP	3	0/3	DP	DP	1	3	1	0/1
Broward	Hollywood Police	PO	0/4	0/3	5	-	0/4	DP	2	0/2
Broward	Margate Police	DP	1	DP	DP	-	-	-	1	DP
Broward	Miramar Police	PO	1	0/1	2	DP	DP	-	DP	0/1
Broward	Pembroke Pines Police	DP	2/1	0/2	DP	DP	PO	-	1/1	0/2
Broward	Plantation Police	PO	2/1	DP	PO	-	PO	PO	1	DP
Broward	Pompano Beach Police	DP	2	0/1	DP	-	DP	1	1	0/1
Broward	Sunrise Police	DP	DP	0/1	DP	-	-	-	1	DP
Charlotte	Charlotte County Sheriff	PO	1	DP	DP	DP	0/1	1	0/1	DP
Citrus	Citrus County Sheriff	DP	10	0/2	DP	1	PO	DP	1	PO
Clay	Clay County Sheriff	PO	2	DP	DP	PO	2	-	2	1
Collier	Collier County Sheriff	-	3/1	2/6	10	DP	1	2/4	1/1	0/6
Dade	Metro-Dade Police	DP	DP	25/31	PO	DP	PO	10/15	5/17	PO
Dade	Coral Gables Police	PO	1/2	0/1	DP	DP	DP	DP	1/1	0/1
Dade	Hialeah Police	DP	1/1	-	PO	-	DP	9	1	PO
Dade	Miami Police	PO	2/6	3/1	DP	PO	4/7	3/8	3/5	PO
Dade	Miami Beach Police	PO	3	0/1	6	-	-	PO	0/2	PO
Duval	Jacksonville Sheriff	DP	3	0/11	PO	DP	PO	PO	0/5	0/1
Escambia	Escambia County Sheriff	DP	5/1	0/1	DP	-	PO	-	3/1	0/4
Escambia	Pensacola Police	-	20/1	0/2	2	-	-	-	1	0/1
Hernando	Hernando County Sheriff	PO	DP	DP	DP	-	-	-	DP	PO
Hillsborough	Hillsborough County Sheriff	DP	56/5	0/5	14	9	-	2	0/4	0/5
Hillsborough	Tampa Police	DP	19/5	0/3	14	3	DP	2	0/3	0/2
Indian River	Indian River County Sheriff	DP	2	0/1	-	-	PO	PO	0/1	0/1
Lake	Lake County Sheriff	DP	1/2	DP	-	1	-	DP	-	DP
Lee	Lee County Sheriff	DP	3/2	1/4	6	1	2/1	1	0/4	1/5
Lee	Cape Coral Police	-	2	0/2	2	DP	1	1	1	0/2
Lee	Fort Myers Police	PO	0/1	0/1	DP	-	1	1	0/1	0/1
Leon	Leon County Sheriff	DP	6	DP	4	PO	DP	DP	DP	2
Leon	Tallahassee Police	PO	5/1	0/5	DP	-	DP	DP	0/1	0/4
Manatee	Manatee County Sheriff	DP	4/3	0/1	DP	DP	0/1	1	2	0/6
Marion	Marion County Sheriff	DP	DP	1/1	2	DP	PO	PO	1/1	0/1
Marion	Ocala Police	PO	1	1/1	PO	-	-	1	1	0/1
Martin	Martin County Sheriff	-	4	2	DP	1	1	-	0/1	PO
Monroe	Monroe County Sheriff	PO	2	0/1	PO	DP	DP	DP	1	PO
Okaloosa	Okaloosa County Sheriff	PO	1/1	PO	5	2	-	-	PO	0/1
Orange	Orange County Sheriff	PO	17/1	1/16	7/8	DP	0/6	9	2/5	0/5
Orange	Orlando Police	-	7/2	0/4	PO	-	0/3	1	2/5	PO
Osceola	Osceola County Sheriff	-	3	0/1	DP	-	2	-	3	0/1
Palm Beach	Palm Beach County Sheriff	DP	9/2	0/6	6	2	1/1	PO	1/4	2/2
Palm Beach	Boca Raton Police	DP	0/1	0/2	DP	DP	1	0/1	1	0/1
Palm Beach	Boynton Beach Police	-	2	-	DP	-	-	-	1	PO
Palm Beach	Delray Beach Police	DP	1	1	DP	DP	DP	DP	DP	DP
Palm Beach	West Palm Beach Police	PO	3	0/3	PO	PO	1	PO	1	PO
Pasco	Pasco County Sheriff	-	0/6	0/4	10	3	0/1	1	PO	0/5
Pinellas	Pinellas County Sheriff	DP	6/1	3/4	6	3	1	PO	7	0/7
Pinellas	Clearwater Police	PO	1	0/1	8	-	-	-	-	0/1
Pinellas	Largo Police	PO	0/1	0/1	1	-	0/1	-	PO	0/1
Pinellas	St. Petersburg Police	PO	7/1	0/5	6	PO	1	PO	2/2	0/3
Polk	Polk County Sheriff	DP	4/7	0/2	15	5	0/1	0/1	2	0/4
Polk	Lakeland Police	DP	1/8	0/1	DP	-	2	DP	0/5	0/1
St. John	St. John County Sheriff	DP	2	0/1	4	PO	DP	DP	7	1
St. Lucie	St. Lucie County Sheriff	DP	3/1	2	DP	DP	DP	DP	0/1	DP
St. Lucie	Fort Pierce Police	PO	3	1	DP	-	-	-	DP	1
St. Lucie	Port St. Lucie Police	PO	0/1	0/1	PO	-	-	-	0/1	-
Santa Rosa	Santa Rosa County Sheriff	-	-	DP	PO	-	-	-	-	2
Sarasota	Sarasota County Sheriff	-	5/2	0/4	4	2	-	-	0/2	0/3
Sarasota	Sarasota Police	-	2	0/2	DP	-	0/1	-	1	0/1
Seminole	Seminole County Sheriff	DP	0/2	0/2	1/1	2	1	4/1	0/2	0/2
Volusia	Volusia County Sheriff	PO	1	0/1	PO	PO	PO	1/1	0/2	DP
Volusia	Daytona Beach Police	-	2	0/1	3	-	DP	-	3	-

Table 24a.- continued

Agencies operating a special unit with full-time personnel and number of personnel assigned:										
County	Name of agency	Bias/hate crime	Community crime prevention	Crime analysis	Drunk drivers	Environmental crimes	Prosecutor relations	Repeat offenders	Research and planning	Victim assistance
<b>GEORGIA</b>										
Bibb	Bibb County Sheriff	PO	3	PO	DP	PO	-	-	PO	PO
Bibb	Macon Police	-	2/1	1	4	-	DP	-	1	DP
Chatham	Chatham County Police	PO	DP	1	DP	-	DP	DP	1	DP
Chatham	Savannah Police	-	5	2/4	DP	DP	DP	PO	0/1	PO
Cherokee	Cherokee County Sheriff	-	1	DP	DP	-	-	PO	DP	DP
Clarke	Athens-Clarke County Police	PO	4/2	1	DP	-	-	PO	1	1
Clayton	Clayton County Police	DP	1	2	7	DP	PO	PO	1	DP
Cobb	Cobb County Police	PO	2	3	8	-	-	-	-	-
Cobb	Cobb County Sheriff	-	-	2/6	-	-	-	-	0/1	PO
Cobb	Marietta Police	-	1	1	-	-	-	-	-	-
Columbia	Columbia County Sheriff	DP	1	1	DP	-	-	-	1	1
De Kalb	De Kalb County Police	PO	0/5	1	6	-	-	-	-	-
Dougherty	Albany Police	-	3	0/1	PO	-	-	-	0/1	DP
Douglas	Douglas County Sheriff	DP	1	1	3	PO	DP	DP	DP	DP
Fulton	Fulton County Police	PO	4/2	1	6	DP	PO	-	1	PO
Fulton	Atlanta Police	DP	5/19	1/2	8	-	2	-	1/6	-
Fulton	East Point Police	-	DP	1	2	-	-	-	1	-
Gwinnett	Gwinnett County Police	-	8	0/2	6	2	1	-	2	1
Hall	Hall County Sheriff	DP	2	DP	DP	-	-	-	DP	PO
Muscogee	Columbus Police	PO	5/1	1	3	-	PO	-	1	PO
Richmond	Augusta-Richmond Co. Sheriff	-	6	-	6	-	DP	-	PO	-
<b>HAWAII</b>										
Hawaii	Hawaii County Police	-	2	0/3	DP	-	DP	DP	DP	PO
Honolulu	Honolulu Police	2	DP	-	PO	-	DP	PO	0/3	PO
Kauai	Kauai County Police	-	1	-	PO	-	-	-	1	-
Maui	Maui County Police	-	1	0/1	3	-	-	-	4/2	1
<b>IDAHO</b>										
Ada	Ada County Sheriff	PO	0/1	0/1	DP	DP	-	-	1	0/1
Ada	Boise Police	PO	0/3	0/5	PO	-	0/1	3	0/2	1/2
<b>ILLINOIS</b>										
Champaign	Champaign Police	PO	0/1	0/2	PO	-	PO	-	DP	-
Cook	Cook County Sheriff	-	PO	PO	DP	-	-	PO	6	DP
Cook	Arlington Heights Police	PO	1	-	PO	PO	0/1	-	PO	-
Cook	Chicago Police	16	19	12/2	PO	PO	PO	PO	4/21	DP
Cook	Cicero Police	PO	PO	PO	PO	-	1	PO	0/1	PO
Cook	Evanston Police	PO	1/1	0/1	-	-	-	-	0/1	0/4
Cook	Oak Lawn Police	DP	2	1	DP	DP	DP	PO	1	DP
Cook	Oak Park Police	PO	DP	0/1	PO	PO	0/1	-	0/1	DP
Cook	Schaumburg Police	-	5/1	0/1	DP	-	-	-	1/1	0/2
Cook	Skokie Police	PO	3	DP	PO	-	PO	PO	DP	DP
Du Page	Naperville Police	-	1/1	1	DP	DP	-	-	1	0/1
Kane	Aurora Police	PO	3	0/1	PO	-	-	-	1	-
Kane	Elgin Police	PO	3	0/2	PO	-	-	-	-	0/1
Lake	Lake County Sheriff	-	2/1	0/1	DP	-	-	-	1	-
Lake	Waukegan Police	-	1	1/1	2	PO	PO	7	1	-
Macon	Decatur Police	PO	1	0/3	12	1	PO	PO	PO	-
Peoria	Peoria Police	DP	4	1	4	PO	DP	DP	1	2
Sangamon	Springfield Police	-	4/1	0/1	DP	-	1	4	2	PO
Will	Will County Sheriff	PO	DP	PO	PO	PO	PO	PO	DP	PO
Will	Joliet Police	-	1	-	-	-	PO	-	1	-
Winnebago	Winnebago County Sheriff	-	1	PO	DP	DP	PO	-	DP	DP
Winnebago	Rockford Police	-	1	1	4	-	-	0/3	2	0/2
<b>INDIANA</b>										
Allen	Fort Wayne Police	PO	2	0/2	PO	PO	PO	PO	1/1	0/7
Delaware	Muncie Police	DP	1	-	1	-	DP	PO	-	0/2
Elkhart	Elkhart Police	DP	7	2	DP	-	2	PO	2/1	0/5
Howard	Kokomo Police	DP	1	1	DP	DP	PO	DP	1	0/2
Lake	Lake County Sheriff	-	2	-	-	-	1	-	-	-
Lake	East Chicago Police	-	DP	DP	DP	-	-	DP	DP	DP
Lake	Gary Police	DP	PO	PO	-	-	-	-	1/1	0/3
Lake	Hammond Police	DP	12	1	DP	-	-	-	1	-
Madison	Anderson Police	PO	1	0/2	-	-	1	-	1	0/2
Marion	Marion County Sheriff	-	7/7	2	PO	-	3	-	6	0/6
Marion	Indianapolis Police	-	4/5	4/7	PO	-	5	-	4/7	0/9
St. Joseph	South Bend Police	PO	5/1	0/2	DP	-	1/1	DP	1	-
Vanderburgh	Vanderburgh County Sheriff	PO	PO	2	1	PO	1	PO	2	1
Vanderburgh	Evansville Police	PO	8	3	PO	DP	DP	PO	1	-
Vigo	Terre Haute Police	-	1	-	PO	-	1	PO	-	PO

**Table 24a.- continued**

Agencies operating a special unit with full-time personnel and number of personnel assigned:										
County	Name of agency	Bias/hate crime	Community crime prevention	Crime analysis	Drunk drivers	Environmental crimes	Prosecutor relations	Repeat offenders	Research and planning	Victim assistance
<b>IOWA</b>										
Black Hawk	Waterloo Police	-	PO	-	PO	-	-	-	-	DP
Linn	Cedar Rapids Police	DP	9	1/1	2	DP	DP	DP	DP	DP
Polk	Des Moines Police	DP	4/3	DP	20	DP	-	-	2/2	1
Scott	Davenport Police	DP	2	DP	PO	-	DP	-	1	PO
Woodbury	Sioux City Police	-	-	0/2	4	-	-	-	0/1	0/1
<b>KANSAS</b>										
Douglas	Lawrence Police	DP	1	1	DP	-	-	-	PO	-
Johnson	Johnson County Sheriff	-	DP	0/1	PO	-	-	-	-	-
Johnson	Olathe Police	-	2	DP	DP	-	DP	-	PO	-
Johnson	Overland Park Police	PO	3	2/3	PO	-	PO	-	1	PO
Sedgwick	Sedgwick County Sheriff	DP	3/1	DP	3	-	1	-	2/1	-
Sedgwick	Wichita Police	PO	4	0/3	9/8	-	1/4	4	1/1	-
Shawnee	Shawnee County Sheriff	PO	3	PO	PO	-	-	-	-	-
Shawnee	Topeka Police	PO	1	-	2	PO	2	-	0/1	-
Wyandotte	Kansas City Police	PO	PO	-	DP	-	-	-	2	PO
<b>KENTUCKY</b>										
Fayette	Lexington-Fayette County Police	DP	-	0/2	PO	-	2	2	2/2	PO
Jefferson	Jefferson County Police	DP	6/1	0/2	PO	PO	1	-	1	-
Jefferson	Jefferson County Sheriff	PO	PO	-	PO	-	-	-	PO	PO
Jefferson	Louisville Police	PO	5	0/2	PO	-	PO	-	3/1	PO
Kenton	Covington Police	DP	1	DP	2	-	DP	DP	1	-
<b>LOUISIANA</b>										
Ascension	Ascension Parish Sheriff	-	DP	DP	PO	-	1	-	1	1
Bossier	Bossier Police	PO	2	PO	PO	DP	PO	PO	1	PO
Caddo	Caddo Parish Sheriff	DP	0/1	DP	DP	DP	1	DP	DP	DP
Caddo	Shreveport Police	PO	4	1	4	-	1	3	3	PO
Calcasieu	Calcasieu Parish Sheriff	PO	2	5	-	1	2	-	-	2
Calcasieu	Lake Charles Police	-	1	DP	DP	-	DP	-	2	PO
E. Baton Rouge	E. Baton Rouge Parish Sheriff	PO	4	4	12	-	PO	2	DP	PO
E. Baton Rouge	Baton Rouge Police	-	3/1	1	3	PO	2	1	3	1
Jefferson	Kenner Police	PO	1	DP	PO	PO	-	-	PO	PO
Lafayette	Lafayette Parish Sheriff	DP	1	DP	DP	DP	-	-	DP	DP
Lafourche	Lafourche Parish Sheriff	-	3	DP	DP	1	DP	DP	3	2
Orleans	New Orleans Police	PO	8	1/2	DP	-	1	PO	7/2	PO
Ouachita	Ouachita Parish Sheriff	PO	-	-	-	-	-	-	-	-
Ouachita	Monroe Police	PO	1	1/3	3	-	-	-	2	-
Rapides	Alexandria Police	-	1	1	3	-	-	-	PO	PO
St. Bernard	St. Bernard Parish Sheriff	-	-	-	-	-	-	-	-	1
St. Charles	St. Charles Parish Sheriff	PO	2	1	PO	-	3	1	PO	PO
St. John the Baptist	St. John the Baptist Sheriff	PO	PO	PO	PO	PO	PO	PO	PO	PO
St. Landry	St. Landry Parish Sheriff	PO	PO	PO	PO	-	-	-	-	PO
St. Tammany	St. Tammany Parish Sheriff	PO	6	4	PO	-	-	-	-	1
Terrebonne	Terrebonne Parish Sheriff	-	1	-	PO	-	-	-	-	1
<b>MARYLAND</b>										
Anne Arundel	Anne Arundel County Police	3	4/1	0/3	9	-	1	6	0/1	0/1
Anne Arundel	Annapolis Police	PO	1/2	-	PO	-	1	-	0/1	-
Baltimore(city)	Baltimore Police	PO	PO	5/1	PO	-	-	PO	7/1	PO
Baltimore	Baltimore County Police	1	PO	0/10	7	-	4	17	2/4	DP
Charles	Charles County Sheriff	1	2	0/2	PO	-	-	-	0/2	PO
Harford	Harford County Sheriff	PO	7	0/1	DP	1	-	PO	3	0/1
Howard	Howard County Police	PO	5/2	1	PO	-	1	1	2/1	0/1
Montgomery	Montgomery County Police	DP	6/1	1/9	PO	-	3	8	5	DP
Prince George's	Prince George's County Police	PO	PO	5/2	PO	-	1	13/1	6/1	0/1
<b>MASSACHUSETTS</b>										
Bristol	Fall River Police	DP	-	3	-	PO	2	-	3	-
Bristol	New Bedford Police	DP	1	1	5	-	1	-	1	-
Essex	Lawrence Police	-	DP	-	PO	PO	1	PO	-	PO
Essex	Lynn Police	PO	DP	-	-	-	2	-	-	-
Hampden	Chicopee Police	DP	1	DP	DP	DP	1	-	1	DP
Hampden	Holyoke Police	DP	DP	1	PO	PO	2	-	3	-
Hampden	Springfield Police	DP	DP	DP	-	-	7	-	5	-
Middlesex	Cambridge Police	DP	2	0/3	PO	-	3	PO	1/1	-
Middlesex	Framingham Police	DP	1	-	DP	PO	1	PO	1	0/1
Middlesex	Lowell Police	DP	2	0/2	DP	-	3	DP	PO	DP
Middlesex	Malden Police	-	1	-	-	-	-	-	-	0/1
Middlesex	Medford Police	DP	10	1	-	-	3	-	-	3
Middlesex	Newton Police	PO	PO	1/1	PO	PO	PO	PO	1/1	PO
Middlesex	Somerville Police	-	PO	1	DP	PO	1	-	1	-
Middlesex	Waltham Police	DP	DP	1	DP	PO	2	-	1/1	DP



Table 24a.- continued

Agencies operating a special unit with full-time personnel and number of personnel assigned:										
County	Name of agency	Bias/hate crime	Community crime prevention	Crime analysis	Drunk drivers	Environmental crimes	Prosecutor relations	Repeat offenders	Research and planning	Victim assistance
<b>MASSACHUSETTS (cont.)</b>										
Norfolk	Brookline Police	-	9	1	-	-	1	-	-	-
Norfolk	Quincy Police	DP	1	0/1	PO	-	3	-	1	-
Plymouth	Brockton Police	DP	3/1	1	PO	-	3	-	1	DP
Suffolk	Boston Police	7/1	DP	DP	DP	DP	DP	DP	1/10	DP
Suffolk	Revere Police	-	-	DP	-	-	1	-	1	-
Worcester	Worcester Police	DP	4	0/1	DP	DP	7	-	-	PO
<b>MICHIGAN</b>										
Calhoun	Battle Creek Police	-	-	1	DP	-	-	-	-	-
Genesee	Flint Police	PO	3/1	1/1	PO	-	-	-	3	-
Ingham	Lansing Police	PO	1	2	PO	-	-	-	2	0/5
Kalamazoo	Kalamazoo Police	PO	1	0/1	PO	-	PO	-	PO	PO
Kent	Kent County Sheriff	PO	1	PO	PO	-	-	-	PO	PO
Kent	Grand Rapids Police	-	DP	1	PO	-	-	5	DP	PO
Macomb	Macomb County Sheriff	PO	DP	DP	DP	DP	PO	PO	PO	PO
Macomb	Sterling Heights Police	PO	DP	DP	PO	PO	PO	PO	PO	PO
Macomb	Warren Police	PO	PO	PO	PO	PO	PO	PO	PO	PO
Oakland	Oakland County Sheriff	4	PO	12	8	-	PO	PO	PO	PO
Oakland	Farmington Hills Police	PO	2/3	DP	DP	-	-	-	DP	DP
Oakland	Pontiac Police	-	-	-	PO	-	PO	-	-	PO
Oakland	Southfield Police	DP	3/1	0/1	PO	-	2	-	0/1	PO
Oakland	Troy Police	PO	3/1	2	DP	-	-	DP	1	PO
Saginaw	Saginaw Police	PO	1	0/1	DP	-	DP	-	1	-
Washtenaw	Washtenaw County Sheriff	PO	2	DP	PO	-	PO	PO	PO	PO
Washtenaw	Ann Arbor Police	DP	-	0/2	2	0/1	1	-	2	DP
Wayne	Wayne County Sheriff	-	6	0/1	5	1	4	2	6/3	-
Wayne	Dearborn Police	DP	1	DP	DP	DP	DP	DP	DP	DP
Wayne	Detroit Police	PO	16/2	6/1	PO	PO	65/1	7/7	-	PO
Wayne	Livonia Police	PO	PO	2	PO	PO	-	-	1	PO
Wayne	Taylor Police	PO	PO	DP	DP	-	PO	-	PO	PO
Wayne	Westland Police	PO	DP	DP	PO	-	-	DP	DP	PO
<b>MINNESOTA</b>										
Hennepin	Bloomington Police	DP	DP	DP	DP	PO	DP	-	DP	DP
Hennepin	Minneapolis Police	PO	2	0/1	15	-	1/2	6	3/2	0/1
Ramsey	Ramsey County Sheriff	PO	1	DP	PO	DP	-	-	6	-
Ramsey	St. Paul Police	PO	2/3	-	DP	DP	4	DP	1	0/1
St. Louis	Duluth Police	PO	0/1	1	DP	-	-	-	2	-
<b>MISSISSIPPI</b>										
Forrest	Hattiesburg Police	PO	2	0/1	2	PO	PO	PO	DP	PO
Harrison	Biloxi Police	-	3	0/1	6	-	PO	-	-	-
Harrison	Gulfport Police	DP	DP	DP	5	DP	0/1	PO	1	DP
Hinds	Jackson Police	-	0/12	0/5	PO	-	-	-	1/1	-
Jackson	Jackson County Sheriff	-	1	-	-	-	-	-	-	-
<b>MISSOURI</b>										
Boone	Columbia Police	-	0/1	DP	DP	-	-	-	1	-
Buchanan	St. Joseph Police	PO	1	0/1	DP	PO	-	-	1	-
Greene	Springfield Police	PO	2/1	2/2	1	-	-	-	0/3	PO
Jackson	Independence Police	DP	DP	1	2	DP	PO	DP	DP	DP
Jackson	Kansas City Police	9	-	6/1	DP	-	-	-	9/4	-
Jefferson	Jefferson County Sheriff	PO	-	PO	PO	PO	1	PO	1	1
St. Charles	St. Charles County Sheriff	DP	1	DP	4	-	DP	DP	DP	DP
St. Louis(city)	St. Louis Police	2	1/1	DP	5	-	5/2	-	2/5	PO
St. Louis	St. Louis County Police	PO	PO	1/3	PO	-	-	-	1/3	PO
<b>MONTANA</b>										
Yellowstone	Billings Police	PO	1	1	DP	-	PO	PO	1	PO
<b>NEBRASKA</b>										
Douglas	Omaha Police	PO	5/5	0/4	PO	PO	1	-	0/3	0/4
Lancaster	Lincoln Police	DP	9	1/3	6	PO	DP	DP	1	0/2
<b>NEVADA</b>										
Clark	Las Vegas Metropolitan Police	DP	1/8	0/4	94	-	-	9	0/3	0/2
Clark	North Las Vegas Police	-	0/2	0/2	PO	-	DP	-	DP	DP
Nye	Nye County Sheriff	PO	2	-	PO	-	-	-	-	PO
Washoe	Washoe County Sheriff	-	DP	DP	DP	-	-	1	DP	DP
Washoe	Reno Police	DP	1	0/2	2	-	DP	5	1	DP

Table 24a.- continued

Agencies operating a special unit with full-time personnel and number of personnel assigned:										
County	Name of agency	Bias/hate crime	Community crime prevention	Crime analysis	Drunk drivers	Environmental crimes	Prosecutor relations	Repeat offenders	Research and planning	Victim assistance
<b>NEW HAMPSHIRE</b>										
Hillsborough	Manchester Police	PO	4/2	0/1	PO	-	2/1	PO	DP	0/2
Hillsborough	Nashua Police	---	1	1	---	---	---	---	1	---
<b>NEW JERSEY</b>										
Atlantic	Atlantic City Police	PO	PO	-	10/1	PO	PO	-	3/3	2
Camden	Camden Police	1	1	1	4	2	1	-	2	0/3
Camden	Cherry Hill Police	DP	1	2	DP	PO	-	-	-	PO
Essex	Bloomfield Police	PO	PO	PO	-	-	-	-	-	5/1
Essex	East Orange Police	1	3	2	DP	DP	3	DP	2	DP
Essex	Irvington Police	DP	2	DP	PO	-	1	-	PO	PO
Essex	Newark Police	DP	4	5	DP	DP	-	-	8	-
Essex	West Orange Police	DP	DP	DP	PO	PO	PO	-	PO	PO
Hudson	Hudson County Sheriff	-	PO	-	PO	-	PO	PO	-	PO
Hudson	Bayonne Police	DP	2	2/1	DP	1	-	-	2	PO
Hudson	Hoboken Police	PO	DP	4/3	PO	PO	1	PO	9	PO
Hudson	Jersey City Police	PO	-	0/1	DP	-	-	-	6/6	PO
Hudson	North Bergen Police	PO	1	DP	DP	PO	1	PO	1	DP
Hudson	Union City Police	PO	PO	PO	PO	PO	PO	PO	PO	PO
Hudson	West New York Police	PO	1	1	PO	-	-	-	3	PO
Mercer	Hamilton Police	DP	4/1	1/1	PO	PO	1	DP	1	DP
Mercer	Trenton Police	DP	DP	DP	DP	DP	DP	DP	DP	DP
Middlesex	Edison Police	1	DP	DP	DP	2	DP	DP	1	1
Middlesex	New Brunswick Police	DP	1	DP	DP	DP	DP	-	1/1	-
Middlesex	Perth Amboy Police	DP	DP	DP	DP	DP	0/1	PO	DP	PO
Middlesex	Woodbridge Police	1	1	1/1	PO	1	1	-	2	1
Monmouth	Long Branch Police	2	1	2/3	DP	DP	-	-	0/1	PO
Morris	Parsippany Police	DP	DP	DP	DP	DP	PO	PO	DP	PO
Ocean	Brick Township Police	DP	2/1	DP	DP	1	DP	DP	1/1	1
Ocean	Dover Township Police	1	1	PO	DP	DP	-	1	PO	-
Passaic	Passaic County Sheriff	PO	PO	PO	PO	-	PO	PO	PO	PO
Passaic	Clifton Police	DP	1	1	PO	DP	0/1	-	DP	PO
Passaic	Passaic Police	PO	PO	PO	PO	PO	PO	PO	1	PO
Passaic	Wayne Police	DP	DP	DP	DP	PO	-	-	1	PO
Union	Union County Sheriff	DP	1	DP	DP	DP	DP	DP	DP	DP
Union	Elizabeth Police	DP	1	DP	PO	DP	PO	-	DP	DP
Union	Linden Police	DP	5	1	PO	-	-	-	1	PO
Union	Plainfield Police	PO	-	DP	DP	PO	-	-	4	1
Union	Union Police	5	4/1	DP	PO	-	0/1	PO	1/1	PO
<b>NEW MEXICO</b>										
Bernalillo	Bernalillo County Sheriff	PO	1	0/2	8	-	-	-	PO	-
Bernalillo	Albuquerque Police	PO	0/6	0/3	10	-	2/2	5/2	0/6	0/1
Dona Ana	Las Cruces Police	PO	1	1	2	0/8	PO	-	PO	0/2
Santa Fe	Santa Fe Police	1	5	1	4	-	2	4	2	PO
<b>NEW YORK</b>										
Albany	Albany Police	-	2	2	PO	PO	-	-	PO	PO
Albany	Colonie Police	DP	DP	DP	DP	DP	DP	DP	DP	DP
Broome	Binghamton Police	-	3	-	1	-	-	-	-	PO
Dutchess	Dutchess County Sheriff	DP	-	DP	1	DP	-	-	3	PO
Erie	Erie County Sheriff	PO	3/17	3/2	PO	PO	PO	PO	PO	PO
Erie	Amherst Police	-	2	6	DP	-	DP	-	DP	DP
Erie	Buffalo Police	-	12	0/1	-	-	-	-	1	-
Erie	Cheektowaga Police	DP	2	DP	PO	PO	-	-	1	PO
Erie	Tonawanda Police	-	DP	-	PO	-	-	-	-	PO
Monroe	Monroe County Sheriff	DP	8	3	7	-	DP	DP	0/1	0/3
Monroe	Rochester Police	PO	21	3/3	PO	PO	0/1	DP	5/2	0/9
Nassau	Nassau County Police	5	24	DP	0/6	DP	DP	DP	4/1	0/2
Nassau	Hempstead Police	PO	1	1	DP	-	1	-	1	PO
New York City	New York City Police	23/3	30/3	15/6	DP	-	DP	DP	40/42	DP
Niagara	Niagara County Sheriff	-	1	1/1	0/2	DP	-	-	DP	0/3
Niagara	Niagara Falls Police	PO	DP	DP	PO	3	PO	-	1	PO
Onondaga	Onondaga County Sheriff	PO	1	1	3	PO	DP	-	1	PO
Onondaga	Syracuse Police	PO	3/1	1/8	PO	PO	1	2	1/1	PO
Oswego	Oswego County Sheriff	-	DP	-	DP	DP	DP	-	1	DP
Rensselaer	Troy Police	PO	-	1	1	-	-	-	1	-
Rockland	Clarkstown Police	DP	DP	DP	PO	DP	DP	-	1	-
Rockland	Ramapo Police	PO	DP	-	-	-	-	-	-	-
Schenectady	Schenectady Police	-	PO	-	DP	-	-	-	2	-
Suffolk	Suffolk County Police	1/1	2	DP	DP	PO	-	-	7/3	DP
Westchester	Westchester County Police	4	1	4	1/3	PO	-	-	1	PO
Westchester	Greenburgh Police	PO	1	DP	PO	PO	-	-	DP	PO
Westchester	Mt. Vernon Police	DP	PO	DP	PO	-	-	-	DP	PO
Westchester	New Rochelle Police	1	PO	1	-	-	-	-	PO	PO
Westchester	White Plains Police	PO	PO	PO	PO	PO	PO	PO	PO	PO
Westchester	Yonkers Police	PO	DP	-	PO	-	2	-	1	PO

Table 24a.- continued

Agencies operating a special unit with full-time personnel and number of personnel assigned:										
County	Name of agency	Bias/hate crime	Community crime prevention	Crime analysis	Drunk drivers	Environmental crimes	Prosecutor relations	Repeat offenders	Research and planning	Victim assistance
<b>NORTH CAROLINA</b>										
Alamance	Burlington Police	DP	1	1	PO	0/1	PO	-	DP	DP
Buncombe	Buncombe County Sheriff	DP	4	1	DP	-	1	-	1	1
Buncombe	Asheville Police	-	DP	0/1	DP	-	PO	PO	PO	0/2
Cabarrus	Cabarrus County Sheriff	DP	1	DP	-	-	-	-	DP	-
Cumberland	Cumberland County Sheriff	-	18	2	PO	PO	1	PO	1/1	PO
Cumberland	Fayetteville Police	PO	0/2	0/1	DP	DP	2	DP	0/1	0/1
Durham	Durham Police	1	4	1	8	-	-	-	3/1	1/1
Forsyth	Winston-Salem Police	DP	5	1/2	PO	-	1	3/2	5/1	0/3
Gaston	Gaston County Police	PO	DP	1	PO	1	PO	DP	DP	1
Gaston	Gastonia Police	-	2	-	9	1	PO	3	1	PO
Guilford	Guilford County Sheriff	DP	1	0/1	DP	-	-	DP	0/1	-
Guilford	Greensboro Police	PO	4/2	0/2	PO	-	DP	0/1	2	0/2
Guilford	High Point Police	0/3	3	-	DP	-	1	-	-	-
Mecklenburg	Charlotte-Mecklenburg Police	5	DP	0/6	DP	DP	0/7	DP	2/10	-
Nash	Rocky Mount Police	PO	0/1	0/1	PO	-	PO	PO	0/1	0/1
New Hanover	Wilmington Police	DP	1	-	DP	-	-	-	-	1
Pitt	Greenville Police	DP	0/1	0/1	PO	-	-	-	0/1	2
Wake	Wake County Sheriff	DP	3	DP	DP	PO	DP	DP	DP	2
Wake	Raleigh Police	-	4/1	1/2	7	-	DP	-	DP	DP
<b>OHIO</b>										
Butler	Butler County Sheriff	PO	1/1	DP	DP	-	PO	-	PO	0/2
Butler	Hamilton Police	-	8	1	6	-	1	1	1	2
Cuyahoga	Cleveland Police	DP	59/2	3/2	PO	PO	DP	6	PO	PO
Cuyahoga	Euclid Police	PO	1	PO	PO	-	PO	-	1	PO
Franklin	Franklin County Sheriff	PO	5	1/2	PO	2	1	-	-	-
Franklin	Columbus Police	DP	0/1	0/4	1	-	25	6	6	1
Hamilton	Hamilton County Sheriff	PO	1	-	PO	-	-	-	DP	PO
Hamilton	Cincinnati Police	10/1	53	5/3	23	-	-	-	4/6	-
Lorain	Lorain Police	DP	DP	-	DP	-	-	-	DP	-
Lucas	Toledo Police	PO	7	4	PO	PO	2	-	4	PO
Mahoning	Youngstown Police	PO	1/1	-	DP	-	DP	DP	1	DP
Montgomery	Dayton Police	PO	6	1	-	-	-	-	1	PO
Stark	Canton Police	PO	1	-	PO	PO	1	3	2	PO
Summit	Akron Police	PO	1	PO	PO	PO	PO	PO	1/1	PO
<b>OKLAHOMA</b>										
Cleveland	Norman Police	PO	1	1	DP	-	PO	-	DP	-
Comanche	Lawton Police	PO	1	-	PO	-	-	-	-	-
Oklahoma	Oklahoma County Sheriff	PO	PO	PO	PO	1	-	-	1/1	-
Oklahoma	Oklahoma City Police	PO	6	2	-	-	2	-	7/2	0/1
Tulsa	Tulsa County Sheriff	DP	DP	0/1	DP	1	1	PO	DP	DP
Tulsa	Tulsa Police	DP	2	3	PO	-	1	3	3	-
<b>OREGON</b>										
Clackamas	Clackamas County Sheriff	PO	5	2/1	PO	0/3	2	-	1	PO
Lane	Lane County Sheriff	PO	-	-	DP	1	1	-	-	-
Lane	Eugene Police	DP	DP	0/1	DP	DP	1/1	DP	DP	DP
Linn	Linn County Sheriff	PO	1/1	-	PO	-	-	DP	-	PO
Marion	Salem Police	DP	2/2	0/2	PO	DP	-	-	0/1	PO
Multnomah	Portland Police	2	2/6	7/4	2	-	DP	-	1/8	-
Washington	Washington County Sheriff	PO	2/2	2/2	DP	DP	DP	DP	DP	DP
<b>PENNSYLVANIA</b>										
Allegheny	Allegheny County Police	DP	1	-	PO	DP	DP	-	DP	DP
Allegheny	Pittsburgh Police	PO	118	2	PO	-	-	-	DP	PO
Berks	Reading Police	PO	2	2	PO	-	-	-	PO	PO
Dauphin	Harrisburg Police	PO	1	0/1	PO	-	DP	1	0/1	0/1
Delaware	Upper Darby Township Police	DP	DP	DP	DP	-	0/1	-	1	PO
Erie	Erie Police	-	1	1	PO	-	-	-	-	PO
Lancaster	Lancaster Police	PO	2/1	0/1	PO	-	DP	-	1	PO
Lehigh	Allentown Police	DP	19	DP	DP	DP	DP	DP	DP	DP
Montgomery	Lower Merion Township Police	DP	4	DP	DP	PO	PO	PO	PO	PO
Northampton	Bethlehem Police	PO	1	PO	PO	PO	1	-	1	PO
Philadelphia	Philadelphia Police	11	13	3	30	12/1	2/2	-	23/7	13
<b>RHODE ISLAND</b>										
Kent	Warwick Police	DP	3	DP	DP	PO	4/4	DP	DP	DP
Providence	Cranston Police	PO	DP	DP	PO	-	-	-	1	-
Providence	Pawtucket Police	DP	13	DP	DP	DP	4	-	2	DP
Providence	Providence Police	DP	DP	3	14	PO	2	-	2	PO
Providence	Woonsocket Police	-	-	-	-	-	3	-	-	-

**Table 24a.- continued**

Agencies operating a special unit with full-time personnel and number of personnel assigned:										
County	Name of agency	Bias/hate crime	Community crime prevention	Crime analysis	Drunk drivers	Environmental crimes	Prosecutor relations	Repeat offenders	Research and planning	Victim assistance
<b>SOUTH CAROLINA</b>										
Anderson	Anderson County Sheriff	DP	DP	DP	DP	DP	DP	PO	PO	PO
Beaufort	Beaufort County Sheriff	PO	1	-	PO	-	-	PO	PO	1/1
Charleston	Charleston County Sheriff	PO	5	0/2	PO	PO	PO	PO	1	1
Charleston	Charleston Police	DP	2	1/4	DP	DP	1	1	1/4	1/1
Greenville	Greenville County Sheriff	PO	PO	0/1	PO	3/4	PO	PO	1	0/1
Greenville	Greenville Police	DP	2	1	DP	DP	DP	DP	DP	1
Horry	Horry County Police	DP	1	-	PO	-	-	-	-	PO
Horry	Myrtle Beach Police	PO	1	1	DP	-	-	-	-	DP
Richland	Richland County Sheriff	PO	2	PO	PO	1	1	-	2	4/1
Richland	Columbia Police	-	1	0/2	8	-	1	-	0/1	0/1
Spartanburg	Spartanburg County Sheriff	PO	1	0/1	PO	DP	-	-	-	0/2
Spartanburg	Spartanburg Police	PO	5	1	PO	-	-	-	1	1
<b>SOUTH DAKOTA</b>										
Minnehaha	Sioux Falls Police	-	3	1	DP	DP	-	-	4	-
<b>TENNESSEE</b>										
Davidson	Nashville Metropolitan Police	PO	5/1	2	8	PO	3/7	-	11/1	1/6
Hamilton	Hamilton County Sheriff	PO	DP	PO	1	PO	PO	PO	1/1	PO
Hamilton	Chattanooga Police	DP	0/1	1/1	2	-	1	-	1/1	PO
Knox	Knox County Sheriff	DP	DP	1	DP	-	PO	DP	2/1	0/1
Knox	Knoxville Police	PO	4/2	1/3	DP	-	1	7	0/2	1
Madison	Jackson Police	-	3	2	1	-	-	-	2	-
Montgomery	Clarksville Police	-	1	1	-	-	-	-	-	-
Rutherford	Murfreesboro Police	DP	DP	DP	3	DP	DP	DP	1	DP
Shelby	Memphis Police	-	12/1	3/8	10	-	0/3	3/1	3/1	0/1
Sullivan	Sullivan County Sheriff	DP	PO	1	DP	DP	DP	-	1	PO
Washington	Johnson City Police	PO	1	1/1	DP	PO	DP	DP	1	DP
<b>TEXAS</b>										
Bell	Killeen Police	PO	1/2	0/3	PO	PO	0/1	1	PO	1
Bell	Temple Police	-	DP	-	-	-	-	-	DP	0/1
Bexar	Bexar County Sheriff	---	---	---	---	---	---	---	---	---
Bexar	San Antonio Police	DP	6	5	9	PO	PO	28	10	5
Cameron	Brownsville Police	-	1	0/2	PO	-	PO	-	PO	2
Cameron	Harlingen Police	-	1	-	PO	-	PO	PO	-	PO
Collin	Plano Police	DP	4/6	0/2	DP	-	DP	DP	0/1	PO
Dallas	Carrollton Police	PO	DP	DP	PO	-	DP	PO	DP	0/1
Dallas	Dallas Police	DP	54/4	9/12	DP	DP	DP	0/5	3/6	2
Dallas	Garland Police	DP	3	0/1	DP	DP	1	3	0/1	3
Dallas	Grand Prairie Police	DP	2	1	DP	DP	1	DP	1	1
Dallas	Irving Police	PO	1	1/1	PO	-	PO	PO	2	1
Dallas	Mesquite Police	-	1	DP	-	-	1	-	1	1
Dallas	Richardson Police	DP	5/1	-	DP	DP	1/1	-	0/1	1/1
Denton	Denton Police	DP	DP	0/1	PO	-	-	DP	-	0/1
Ector	Odessa Police	PO	1	0/3	PO	-	-	-	DP	1
El Paso	El Paso Police	DP	30	5/5	6	-	-	10	0/6	0/2
Fort Bend	Fort Bend County Sheriff	DP	2	DP	-	-	-	-	-	0/1
Gregg	Longview Police	-	DP	DP	PO	-	PO	-	DP	PO
Harris	Harris County Sheriff	DP	5/1	0/4	PO	PO	DP	8/1	DP	1
Harris	Baytown Police	PO	2	0/1	PO	-	-	-	1	1
Harris	Houston Police	PO	5/2	12/5	12	6/5	7/2	10	12/3	DP
Harris	Pasadena Police	-	4	1	PO	DP	-	DP	1	2
Hidalgo	Hidalgo County Sheriff	DP	2	0/1	DP	DP	DP	DP	DP	DP
Hidalgo	McAllen Police	PO	DP	0/2	PO	-	PO	PO	DP	0/1
Jefferson	Beaumont Police	DP	DP	1	PO	-	-	-	DP	DP
Jefferson	Port Arthur Police	DP	DP	-	1	-	DP	-	-	PO
Lubbock	Lubbock Police	PO	3	0/2	PO	-	1	-	-	DP
McLennan	Waco Police	DP	2/1	2	-	PO	-	-	3/1	0/2
Midland	Midland Police	-	3/1	0/1	PO	-	1	-	2/1	1
Nueces	Corpus Christi Police	DP	16/3	0/1	1	DP	DP	DP	0/1	DP
Potter	Amarillo Police	-	DP	DP	DP	-	1	7	1	1
Smith	Tyler Police	DP	3	0/1	DP	DP	DP	DP	1	DP
Tarrant	Tarrant County Sheriff	DP	DP	DP	DP	PO	PO	DP	PO	DP
Tarrant	Arlington Police	PO	3/1	1/3	PO	-	1	PO	0/1	0/3
Tarrant	Fort Worth Police	PO	PO	0/5	DP	-	1	DP	0/4	0/5
Taylor	Abilene Police	DP	3/2	2	DP	DP	-	-	DP	DP
Tom Green	San Angelo Police	-	1	PO	DP	-	-	-	DP	1
Travis	Travis County Sheriff	PO	3	DP	DP	-	-	-	2	0/4
Travis	Austin Police	1	28	0/5	PO	-	-	PO	0/8	0/24
Webb	Laredo Police	-	5/1	DP	DP	-	DP	-	1	1
Wichita	Wichita Falls Police	PO	2	DP	PO	-	DP	PO	2/1	DP
Williamson	Williamson County Sheriff	4	2	1	PO	-	-	-	-	2

**Table 24a.- continued**

Agencies operating a special unit with full-time personnel and number of personnel assigned:										
County	Name of agency	Bias/hate crime	Community crime prevention	Crime analysis	Drunk drivers	Environmental crimes	Prosecutor relations	Repeat offenders	Research and planning	Victim assistance
<b>UTAH</b>										
Salt Lake	Salt Lake City Police	DP	9/10	0/2	PO	-	DP	PO	1	PO
Salt Lake	West Valley City Police	PO	1	1	PO	PO	PO	-	DP	PO
Weber	Ogden Police	-	1	PO	2	-	DP	1	PO	-
<b>VIRGINIA</b>										
Alexandria(city)	Alexandria Police	DP	5/1	1/2	DP	-	1	-	2	PO
Arlington	Arlington County Police	PO	3	1/1	PO	PO	PO	PO	1/1	PO
Chesapeake(city)	Chesapeake Police	DP	3/1	0/1	PO	-	2	-	0/1	DP
Chesterfield	Chesterfield County Police	DP	1	0/2	DP	DP	DP	-	0/1	PO
Danville(city)	Danville Police	PO	1	PO	PO	-	PO	PO	2	PO
Fairfax	Fairfax County Police	PO	7	9	PO	-	3	-	1/6	0/9
Hampton(city)	Hampton Police	-	6	0/3	-	-	-	PO	0/4	-
Hanover	Hanover County Sheriff	PO	1	0/1	PO	-	-	-	PO	-
Henrico	Henrico County Police	PO	2	0/2	DP	PO	1	PO	0/1	PO
Loudoun	Loudoun County Sheriff	DP	1	0/1	PO	-	PO	-	PO	-
Lynchburg(city)	Lynchburg Police	-	2/2	1	DP	-	-	PO	2	PO
Newport News(city)	Newport News Police	-	35/4	0/2	PO	-	1/1	3/1	1/4	PO
Norfolk(city)	Norfolk Police	1	21/1	2/2	22	-	3	-	7/17	PO
Petersburg(city)	Petersburg Police	PO	0/1	0/1	DP	-	DP	PO	DP	0/2
Portsmouth(city)	Portsmouth Police	-	3/3	2/4	DP	-	1	DP	1/2	-
Prince William	Prince William County Police	DP	5	1/2	PO	-	DP	PO	1/2	-
Richmond(city)	Richmond Police	PO	1/3	3	PO	PO	-	-	1/4	PO
Roanoke(city)	Roanoke Police	PO	2	1	PO	PO	DP	-	1	PO
Suffolk(city)	Suffolk Police	-	DP	0/1	PO	PO	PO	-	DP	-
Virginia Beach(city)	Virginia Beach Police	DP	8	6	DP	1	-	PO	0/5	PO
<b>WASHINGTON</b>										
Clark	Clark County Sheriff	PO	0/12	1	DP	PO	-	-	DP	PO
Clark	Vancouver Police	PO	1	DP	DP	-	-	-	2	-
King	King County Sheriff	PO	3	3	DP	-	-	-	1/2	-
King	Bellevue Police	PO	3	2	DP	PO	DP	-	DP	PO
King	Kent Police	DP	3	1	DP	-	DP	DP	1	DP
King	Seattle Police	1/1	0/23	4	7	-	DP	2/1	5/1	0/22
Pierce	Pierce County Sheriff	PO	1	1	DP	PO	PO	DP	1	PO
Pierce	Tacoma Police	DP	8	0/2	2	-	1	1	0/3	DP
Snohomish	Snohomish County Sheriff	-	0/5	1	7	0/3	PO	-	1	PO
Snohomish	Everett Police	-	0/1	PO	PO	-	PO	PO	0/1	PO
Spokane	Spokane County Sheriff	DP	1	1/1	DP	DP	-	0/1	-	PO
Spokane	Spokane Police	PO	0/1	0/3	PO	PO	1	PO	0/5	0/5
Thurston	Thurston County Sheriff	DP	1	0/1	PO	-	DP	PO	1	PO
Yakima	Yakima Police	PO	2	0/1	DP	PO	DP	DP	DP	PO
<b>WEST VIRGINIA</b>										
Cabell	Huntington Police	DP	DP	DP	DP	-	PO	PO	DP	-
Kanawha	Charleston Police	-	2/1	2	1/1	-	-	-	1	0/1
<b>WISCONSIN</b>										
Brown	Brown County Sheriff	DP	DP	DP	DP	-	-	DP	DP	DP
Brown	Green Bay Police	-	1/1	-	PO	-	PO	PO	2	PO
Dane	Dane County Sheriff	PO	DP	-	PO	-	-	-	-	-
Dane	Madison Police	PO	1	4	PO	-	PO	-	-	-
Kenosha	Kenosha Police	PO	-	-	PO	-	1	-	1	-
Milwaukee	Milwaukee County Sheriff	PO	PO	PO	PO	PO	PO	PO	0/3	PO
Milwaukee	Milwaukee Police	-	18/1	8	-	-	-	-	4/1	-
Milwaukee	West Allis Police	PO	2/1	DP	PO	-	-	PO	2	2
Outgamie	Appleton Police	-	1	DP	PO	-	DP	PO	DP	DP
Racine	Racine Police	DP	1	1/1	DP	PO	DP	DP	1	DP
Waukesha	Waukesha County Sheriff	-	2	1	-	-	1	-	0/1	1

Note: Special unit data include only those personnel assigned on a full-time basis.  
 Data presented are for sworn personnel unless the agency has civilian personnel assigned to the unit.  
 In such cases, the data are presented in a "sworn/civilian" format. For agencies without a particular type of special unit with personnel assigned on a full-time basis, the codes are as follows:

- "DP"=Agency has specially designated personnel assigned address to this task or problem as needed.
- "PO"=Agency has special policies or procedures that address this task or problem, but no specially designated personnel.
- "-"=Agency has no special policies or procedures, or specially designated personnel to address this task or problem.

---Data were not provided by an agency.

**Table 25a. Community policing plans, training, personnel, and facilities in local law enforcement agencies, 1997**

County	Name of agency	Agency community policing plan	Agency personnel receiving community policing training			Full-time community policing unit personnel	Number of full-time:		Neighborhood/community substations	
			Officer recruits	In-service officers	Civilian personnel		Community policing officers	School resource officers	Fixed	Mobile
<b>ALABAMA</b>										
Etowah	Gadsden Police	FW	All	All	None	17	19	3	2	0
Houston	Dothan Police	FW	All	Some	None	6	6	0	0	1
Jefferson	Jefferson County Sheriff	-	None	None	None	DP	0	4	5	0
Jefferson	Bessemer Police	NF	All	Some	None	PO	0	2	1	0
Jefferson	Birmingham Police	FW	All	Some	None	PO	0	0	5	0
Jefferson	Hoover Police	-	All	All	All	PO	0	1	2	0
Madison	Huntsville Police	FW	All	All	None	5	5	10	1	0
Mobile	Mobile County Sheriff	NF	Some	Most	Some	PO	1	0	0	0
Mobile	Mobile Police	FW	All	All	Some	64	67	1	2	1
Montgomery	Montgomery County Sheriff	-	All	None	None	DP	0	2	1	0
Montgomery	Montgomery Police	-	All	Some	None	7/1	9	23	0	0
Morgan	Decatur Police	NF	None	None	None	DP	0	0	2	0
Tuscaloosa	Tuscaloosa Police	FW	All	All	None	10	8	3	4	0
<b>ALASKA</b>										
Anchorage	Anchorage Police	FW	Some	Some	Some	15	15	0	11	1
<b>ARIZONA</b>										
Maricopa	Maricopa County Sheriff	NF	Most	Some	Some	4	8	2	0	0
Maricopa	Chandler Police	FW	All	All	Some	6	4	7	0	1
Maricopa	Glendale Police	NF	All	All	All	DP	0	7	2	0
Maricopa	Mesa Police	NF	All	Most	Some	DP	15	14	0	0
Maricopa	Phoenix Police	FW	All	All	All	DP	64	54	3	4
Maricopa	Scottsdale Police	FW	All	Most	Most	PO	0	8	0	0
Maricopa	Tempe Police	NF	All	Most	Some	PO	138	8	0	0
Pima	Pima County Sheriff	NF	All	All	Some	DP	0	10	3	2
Pima	Tucson Police	FW	All	All	Most	28/4	12	18	0	0
Pinal	Pinal County Sheriff	-	None	None	None	2	3	3	0	0
Yuma	Yuma Police	FW	All	All	All	6/1	5	4	3	0
<b>ARKANSAS</b>										
Jefferson	Pine Bluff Police	FW	All	All	All	6	7	7	6	0
Pulaski	Pulaski County Sheriff	FW	All	All	All	10	10	4	4	0
Pulaski	Little Rock Police	FW	All	All	Some	54	54	14	0	0
Pulaski	North Little Rock Police	FW	All	Most	Some	31	0	0	9	0
Sebastian	Fort Smith Police	NF	All	All	Some	10	10	0	7	0
<b>CALIFORNIA</b>										
Alameda	Alameda County Sheriff	FW	None	Some	Some	6	6	6	1	0
Alameda	Alameda Police	NF	All	All	Most	DP	2	3	0	0
Alameda	Berkeley Police	FW	All	All	None	5	4	5	1	1
Alameda	Fremont Police	FW	All	All	All	DP	1	6	1	1
Alameda	Hayward Police	FW	All	All	All	8	8	6	2	0
Alameda	Oakland Police	FW	All	All	None	1/4	38	4	5	1
Contra Costa	Contra Costa County Sheriff	NF	None	None	None	6	6	0	5	0
Contra Costa	Concord Police	NF	All	Most	Most	PO	0	2	3	0
Contra Costa	Richmond Police	FW	All	All	All	14/4	14	3	5	1
El Dorado	El Dorado County Sheriff	FW	All	All	All	PO	0	0	3	0
Fresno	Fresno County Sheriff	FW	All	Most	Some	1/14	14	4	3	0
Fresno	Fresno Police	FW	All	Some	None	55	55	19	0	0
Kern	Kern County Sheriff	NF	All	Some	Some	1/3	0	0	1	0
Kern	Bakersfield Police	FW	All	All	Some	13/1	14	7	2	0
Los Angeles	Los Angeles County Sheriff	FW	None	Most	Some	171	171	15	5	0
Los Angeles	Beverly Hills Police	NF	All	All	Most	DP	0	1	0	0
Los Angeles	Burbank Police	NF	All	All	All	-	0	5	0	1
Los Angeles	Compton Police	FW	All	Some	None	3	3	3	0	1
Los Angeles	Culver City Police	NF	All	Some	None	1	1	2	1	0
Los Angeles	Downey Police	-	None	None	None	-	0	0	0	0
Los Angeles	El Monte Police	FW	All	All	All	DP	0	1	1	0
Los Angeles	Glendale Police	FW	All	Most	Some	12	10	5	3	0
Los Angeles	Inglewood Police	FW	All	All	All	8	8	0	4	0
Los Angeles	Long Beach Police	FW	All	All	Some	38/6	8	7	3	0
Los Angeles	Los Angeles Police	FW	All	All	Some	5/3	342	102	113	0
Los Angeles	Pasadena Police	FW	All	All	Most	PO	83	1	3	0
Los Angeles	Pomona Police	NF	Some	Some	Some	DP	8	1	2	1
Los Angeles	Santa Monica Police	NF	All	All	All	DP	12	2	2	0
Los Angeles	Torrance Police	FW	All	All	Some	4	4	4	3	0
Los Angeles	West Covina Police	FW	All	Most	Most	PO	3	5	1	0
Los Angeles	Whittier Police	NF	All	Some	Some	6	5	0	0	0
Marin	Marin County Sheriff	NF	Most	All	Some	2	2	0	3	0
Monterey	Monterey County Sheriff	FW	Some	Some	None	10/10	8	4	6	2
Monterey	Salinas Police	FW	All	All	None	3	7	5	2	0
Orange	Orange County Sheriff-Coroner	NF	None	None	None	12	13	16	5	0
Orange	Anaheim Police	NF	All	Most	Some	13	14	6	2	0
Orange	Costa Mesa Police	NF	All	Some	Some	DP	3	2	1	0
Orange	Fullerton Police	FW	All	All	Some	2	1	3	2	0
Orange	Garden Grove Police	FW	All	All	All	PO	0	8	11	0
Orange	Huntington Beach Police	FW	All	All	None	DP	5	3	4	1

Table 25a. - continued

County	Name of agency	Agency community policing plan	Agency personnel receiving community policing training			Full-time community policing unit personnel	Number of full-time:		Neighborhood/community substations	
			Officer recruits	In-service officers	Civilian personnel		Community policing officers	School resource officers	Fixed	Mobile
<b>CALIFORNIA (cont.)</b>										
Orange	Irvine Police	FW	All	All	Some	DP	64	3	0	0
Orange	Newport Beach Police	NF	All	Some	Some	DP	22	2	0	0
Orange	Orange Police	FW	All	All	Most	7	7	3	0	0
Orange	Santa Ana Police	FW	All	Some	Some	28/4	35	4	4	1
Placer	Placer County Sheriff	NF	None	Most	Most	PO	1	7	5	0
Riverside	Riverside County Sheriff	NF	All	Some	Some	74/3	74	14	8	0
Riverside	Corona Police	NF	All	Some	Some	DP	0	3	6	0
Riverside	Riverside Police	FW	All	All	Some	27/4	8	6	6	1
Sacramento	Sacramento County Sheriff	FW	All	All	None	40	29	31	8	5
Sacramento	Sacramento Police	FW	Most	Most	Some	60	60	0	0	0
San Bernardino	San Bernardino County Sheriff	NF	All	All	Some	DP	0	5	3	0
San Bernardino	Fontana Police	FW	Some	Some	None	8	8	1	2	0
San Bernardino	Ontario Police	FW	Some	Some	Some	8	8	1	1	0
San Bernardino	Rialto Police	NF	All	Some	None	6/1	5	0	1	0
San Bernardino	San Bernardino Police	FW	None	None	None	10	10	0	7	0
San Diego	San Diego County Sheriff	NF	All	Some	None	50	50	11	16	0
San Diego	Chula Vista Police	FW	All	Some	Some	DP	0	9	2	0
San Diego	El Cajon Police	FW	All	All	Some	6/1	10	1	1	0
San Diego	Escondido Police	FW	All	All	All	6	5	2	0	0
San Diego	Oceanside Police	FW	Most	Most	Some	14/6	14	4	3	0
San Diego	San Diego Police	FW	All	All	Some	20/2	30	40	0	0
San Francisco	San Francisco Police	FW	All	All	None	PO	0	22	0	0
San Joaquin	San Joaquin County Sheriff	FW	Most	Most	Most	DP	1	0	4	1
San Joaquin	Stockton Police	FW	All	Some	Some	4	4	17	1	1
San Luis Obispo	San Luis Obispo County Sheriff	-	None	None	None	3	3	1	0	0
San Mateo	San Mateo County Sheriff	FW	Most	Most	Some	4	12	1	6	0
San Mateo	Daly City Police	FW	All	Some	None	4	6	4	1	0
San Mateo	San Mateo Police	FW	All	All	All	6	10	0	0	0
Santa Barbara	Santa Barbara County Sheriff	FW	All	All	None	DP	12	2	0	0
Santa Barbara	Santa Barbara Police	FW	Most	Most	Some	-	0	3	0	0
Santa Clara	Santa Clara County Sheriff	FW	All	Some	Some	6	6	3	1	0
Santa Clara	San Jose Police	-	All	Some	Some	DP	0	4	0	0
Santa Clara	Santa Clara Police	FW	All	All	All	1	1	3	0	0
Santa Clara	Sunnyvale Police	NF	Some	Some	Some	6/5	0	6	0	0
Santa Cruz	Santa Cruz County Sheriff	FW	None	All	Some	4	4	3	4	0
Shasta	Shasta County Sheriff	NF	All	Some	None	DP	0	2	4	1
Solano	Vallejo Police	NF	All	All	Most	7/6	6	5	3	0
Sonoma	Sonoma County Sheriff-Coroner	FW	Some	Some	Some	21/1	21	0	5	0
Sonoma	Santa Rosa Police	FW	All	All	All	DP			1	0
Stanislaus	Stanislaus County Sheriff	NF	None	Some	None	10	10	3	6	0
Stanislaus	Modesto Police	FW	All	All	All	DP	1	7	4	0
Tulare	Tulare County Sheriff	NF	All	Some	None	6	7	2	4	0
Ventura	Ventura County Sheriff	NF	All	Most	Some	DP	0	0	5	1
Ventura	Simi Valley Police	NF	All	Some	Some	5	5	2	0	0
Ventura	Ventura Police	FW	All	All	Most	8	0	4	4	0
<b>COLORADO</b>										
Adams	Adams County Sheriff	FW	All	All	All	5	5	3	2	0
Adams	Westminster Police	FW	All	All	All	DP	59	2	3	0
Arapahoe	Aurora Police	NF	All	All	None	35	35	6	0	0
Boulder	Boulder County Sheriff	NF	None	All	None	5	5	0	5	0
Boulder	Boulder Police	FW	All	All	All	10	15	2	4	0
Denver	Denver Police	FW	None	Some	None	49	49	0	6	0
Douglas	Douglas County Sheriff	NF	Most	Most	Most	5	5	3	0	0
El Paso	El Paso County Sheriff	NF	All	All	Most	5/1	5	2	2	0
El Paso	Colorado Springs Police	FW	All	Some	None	21	21	0	3	3
Jefferson	Jefferson County Sheriff	NF	All	All	Some	DP	1	5	2	0
Jefferson	Arvada Police	NF	All	All	All	2	2	3	0	0
Jefferson	Lakewood Police	FW	All	All	All	DP	0	5	1	0
Larimer	Larimer County Sheriff	NF	All	All	None	4	5	1	2	0
Larimer	Fort Collins Police	FW	All	All	All	15	1	3	1	0
Pueblo	Pueblo Police	FW	All	Most	Most	11	2	4	0	0
<b>CONNECTICUT</b>										
Fairfield	Bridgeport Police	NF	All	Some	None	20	22	0	6	0
Fairfield	Danbury Police	NF	None	Some	None	15	15	5	3	0
Fairfield	Greenwich Police	-	All	All	None	DP	0	5	0	0
Fairfield	Norwalk Police	FW	All	Some	None	13	14	3	1	1
Fairfield	Stamford Police	NF	All	Some	None	PO	0	2	1	0
Hartford	Bristol Police	-	All	Some	None	2	2	1	1	0
Hartford	East Hartford Police	FW	All	All	None	14	14	9	5	0
Hartford	Hartford Police	FW	All	Most	Some	19	19	5	3	0
Hartford	Manchester Police	FW	None	Some	None	5	4	1	2	0
Hartford	New Britain Police	FW	Most	Some	None	19	19	0	1	2
New Haven	Meriden Police	FW	All	Most	None	22	22	0	0	0
New Haven	Milford Police	NF	None	None	None	-	0	0	0	0
New Haven	New Haven Police	FW	All	All	Some	PO	2	5	15	0
New Haven	Waterbury Police	NF	All	Some	None	18	16	0	3	0
New Haven	West Haven Police	NF	None	None	None	DP	0	2	1	0

**Table 25a. - continued**

County	Name of agency	Agency community policing plan	Agency personnel receiving community policing training			Full-time community policing unit personnel	Number of full-time:		Neighborhood/community substations	
			Officer recruits	In-service officers	Civilian personnel		Community policing officers	School resource officers	Fixed	Mobile
<b>DELAWARE</b>										
New Castle	New Castle County Police	NF	All	All	Some	3/1	8	1	11	1
New Castle	Wilmington Police	NF	All	Most	Some	40	38	2	2	1
<b>DISTRICT OF COLUMBIA</b>										
Washington, DC	Washington Metropolitan Police	FW	All	Most	Some	0/2	2	52	5	0
<b>FLORIDA</b>										
Alachua	Alachua County Sheriff	FW	None	None	Some	7	7	22	7	0
Alachua	Gainesville Police	NF	All	Most	None	16	16	8	2	0
Bay	Bay County Sheriff	NF	All	All	All	2	0	0	3	0
Brevard	Brevard County Sheriff	NF	All	Some	Some	16	16	5	4	0
Brevard	Melbourne Police	FW	Some	Some	Some	12	0	5	2	0
Brevard	Palm Bay Police	NF	All	Most	Most	9	9	1	0	0
Broward	Broward County Sheriff	NF	Some	Some	None	PO	0	51	4	2
Broward	Coral Springs Police	FW	All	Some	Most	PO	0	11	4	0
Broward	Davie Police	NF	None	Some	None	18	6	3	1	0
Broward	Fort Lauderdale Police	FW	Most	Most	Some	23	25	5	0	1
Broward	Hollywood Police	FW	All	All	None	28/3	17	14	1	0
Broward	Margate Police	FW	All	All	All	6	7	2	1	1
Broward	Miramar Police	FW	Some	Some	None	7	7	5	0	0
Broward	Pembroke Pines Police	NF	None	Some	None	2/1	8	6	1	1
Broward	Plantation Police	-	Most	Some	None	-	0	6	1	0
Broward	Pompano Beach Police	NF	None	Some	None	5	8	3	2	0
Broward	Sunrise Police	FW	All	All	All	1	1	6	1	0
Charlotte	Charlotte County Sheriff	NF	All	All	Some	8	8	8	3	1
Citrus	Citrus County Sheriff	FW	Some	Some	None	2	1	8	2	0
Clay	Clay County Sheriff	FW	All	Most	Some	6	5	12	3	0
Collier	Collier County Sheriff	NF	All	All	Some	19	19	27	0	0
Dade	Metro-Dade Police	FW	All	Some	None	393/25	128	0	4	0
Dade	Coral Gables Police	NF	All	None	None	8	7	5	4	0
Dade	Hialeah Police	FW	None	None	None	24/1	24	4	0	0
Dade	Miami Police	FW	All	Most	Most	300/3	300	78	12	0
Dade	Miami Beach Police	FW	All	Most	None	DP	0	6	1	0
Duval	Jacksonville Sheriff	FW	All	Some	None	74	81	43	2	1
Escambia	Escambia County Sheriff	FW	All	All	All	5/1	3	17	0	0
Escambia	Pensacola Police	FW	All	All	Some	10	10	9	3	1
Hernando	Hernando County Sheriff	NF	Some	None	All	DP	7	7	5	0
Hillsborough	Hillsborough County Sheriff	FW	All	All	All	13/12	13	28	15	0
Hillsborough	Tampa Police	NF	All	All	Some	50	93	19	22	0
Indian River	Indian River County Sheriff	FW	Most	Most	Most	7	7	7	4	0
Lake	Lake County Sheriff	NF	None	None	None	DP	3	2	3	0
Lee	Lee County Sheriff	FW	Some	Some	None	17	17	4	3	1
Lee	Cape Coral Police	NF	All	All	All	2	4	8	2	0
Lee	Fort Myers Police	FW	None	Some	None	10	10	7	5	0
Leon	Leon County Sheriff	NF	All	Most	None	PO	0	17	0	0
Leon	Tallahassee Police	FW	Some	Some	Some	24	28	0	2	0
Manatee	Manatee County Sheriff	FW	All	All	Most	24/1	24	15	0	0
Marion	Marion County Sheriff	NF	All	Some	Some	DP	0	10	9	0
Marion	Ocala Police	FW	All	All	Some	PO	0	2	0	0
Martin	Martin County Sheriff	FW	None	Some	None	5	5	10	2	0
Monroe	Monroe County Sheriff	FW	Some	None	None	DP	3	6	1	0
Okaloosa	Okaloosa County Sheriff	-	None	Some	None	-	0	6	0	0
Orange	Orange County Sheriff	FW	Most	Some	None	71/9	5	64	11	0
Orange	Orlando Police	NF	None	None	None	83	83	18	4	0
Osceola	Osceola County Sheriff	FW	None	Some	None	5	5	16	2	0
Palm Beach	Palm Beach County Sheriff	FW	All	Some	Some	35	35	0	0	0
Palm Beach	Boca Raton Police	NF	All	All	None	8/1	8	6	0	0
Palm Beach	Boynton Beach Police	FW	Most	Most	Some	8	14	0	1	1
Palm Beach	Delray Beach Police	FW	Most	All	All	DP	0	1	5	0
Palm Beach	West Palm Beach Police	FW	All	All	All	15	27	3	8	0
Pasco	Pasco County Sheriff	NF	All	All	None	7	7	21	6	0
Pinellas	Pinellas County Sheriff	FW	None	Some	None	10	14	25	0	0
Pinellas	Clearwater Police	NF	All	Some	None	26	31	2	6	0
Pinellas	Largo Police	FW	All	All	All	DP	0	3	5	0
Pinellas	St. Petersburg Police	FW	All	All	Most	48	48	12	0	0
Polk	Polk County Sheriff	FW	Some	None	None	44	43	13	20	0
Polk	Lakeland Police	FW	None	None	None	32	32	4	16	0
St. John	St. John County Sheriff	FW	Some	Some	None	3	3	11	5	0
St. Lucie	St. Lucie County Sheriff	NF	All	Most	Some	6	6	21	1	0
St. Lucie	Fort Pierce Police	FW	All	Some	None	3	3	2	2	0
St. Lucie	Port St. Lucie Police	FW	All	All	All	8	8	2	0	0
Santa Rosa	Santa Rosa County Sheriff	NF	Some	Some	None	3	2	10	0	0
Sarasota	Sarasota County Sheriff	FW	All	All	Some	23	23	18	7	0
Sarasota	Sarasota Police	FW	All	All	Most	5/1	4	1	4	0
Seminole	Seminole County Sheriff	FW	All	All	Most	DP	0	17	2	0
Volusia	Volusia County Sheriff	NF	None	None	None	PO	0	23	1	0
Volusia	Daytona Beach Police	NF	All	All	None	20	23	1	2	0



Table 25a. - continued

County	Name of agency	Agency community policing plan	Agency personnel receiving community policing training			Full-time community policing unit personnel	Number of full-time:		Neighborhood/community substations	
			Officer recruits	In-service officers	Civilian personnel		Community policing officers	School resource officers	Fixed	Mobile
<b>GEORGIA</b>										
Bibb	Bibb County Sheriff	-	None	Some	None	-	0	2	0	0
Bibb	Macon Police	NF	All	Most	Some	13/3	15	0	14	0
Chatham	Chatham County Police	NF	None	All	None	6	6	17	3	0
Chatham	Savannah Police	FW	All	Most	Some	PO	0	0	4	1
Cherokee	Cherokee County Sheriff	-	None	None	None	-	0	1	0	0
Clarke	Athens-Clarke County Police	FW	All	All	All	10	5	5	1	0
Clayton	Clayton County Police	-	None	None	None	-	0	7	0	0
Cobb	Cobb County Police	FW	All	None	None	4	4	0	0	0
Cobb	Cobb County Sheriff	-	None	None	None	-	0	0	0	0
Cobb	Marietta Police	NF	None	Some	None	7	7	2	0	0
Columbia	Columbia County Sheriff	FW	All	All	Some	PO	0	0	3	0
De Kalb	De Kalb County Police	FW	All	All	None	45	40	7	11	0
Dougherty	Albany Police	NF	All	All	Some	DP	0	6	0	1
Douglas	Douglas County Sheriff	FW	Most	Most	Most	22	13	3	0	0
Fulton	Fulton County Police	NF	All	All	None	12	12	0	1	0
Fulton	Atlanta Police	NF	All	Some	Some	27	27	20	7	0
Fulton	East Point Police	FW	None	Some	None	3	3	0	0	0
Gwinnett	Gwinnett County Police	NF	All	Most	None	6	6	0	0	0
Hall	Hall County Sheriff	NF	Most	All	None	3	3	0	0	0
Muscogee	Columbus Police	NF	All	All	None	PO	0	4	0	0
Richmond	Augusta-Richmond Co. Sheriff	NF	None	Some	None	14	0	6	12	0
<b>HAWAII</b>										
Hawaii	Hawaii County Police	FW	All	Some	Some	9	9	0	10	0
Honolulu	Honolulu Police	NF	None	None	None	DP	36	25	5	1
Kauai	Kauai County Police	NF	All	Some	None	PO	1	3	3	0
Maui	Maui County Police	FW	None	None	None	15	15	0	2	0
<b>IDAHO</b>										
Ada	Ada County Sheriff	NF	Some	None	None	DP	1	7	0	0
Ada	Boise Police	NF	Most	Some	None	5/1	11	24	1	0
<b>ILLINOIS</b>										
Champaign	Champaign Police	FW	All	All	Most	DP	0	0	1	0
Cook	Cook County Sheriff	FW	All	Most	None	9/1	9	0	5	0
Cook	Arlington Heights Police	FW	Most	Most	Some	4	3	2	0	3
Cook	Chicago Police	FW	All	All	Some	PO	0	211	0	0
Cook	Cicero Police	FW	All	Some	None	DP	0	0	2	0
Cook	Evanston Police	NF	All	All	All	9	9	2	2	0
Cook	Oak Lawn Police	NF	All	Most	Most	DP	0	8	0	0
Cook	Oak Park Police	FW	All	All	None	14	14	0	4	0
Cook	Schaumburg Police	FW	All	All	All	PO	0	4	0	0
Cook	Skokie Police	NF	All	All	All	3	3	1	1	0
Du Page	Naperville Police	FW	All	All	Some	PO	0	2	0	0
Kane	Aurora Police	NF	All	All	Some	20	20	7	0	0
Kane	Elgin Police	NF	All	Most	Some	PO	48	5	1	0
Lake	Lake County Sheriff	-	All	Some	None	-	0	1	1	0
Lake	Waukegan Police	FW	All	Some	Some	16/2	11	3	7	7
Macon	Decatur Police	FW	All	All	None	DP	0	3	0	0
Peoria	Peoria Police	FW	All	All	Most	7	7	0	1	0
Sangamon	Springfield Police	FW	All	All	All	17	18	0	5	0
Will	Will County Sheriff	NF	None	None	None	DP	0	0	6	0
Will	Joliet Police	FW	All	All	All	26	27	14	0	0
Winnebago	Winnebago County Sheriff	NF	None	None	None	1	2	4	0	0
Winnebago	Rockford Police	NF	All	Most	None	4	5	4	0	0
<b>INDIANA</b>										
Allen	Fort Wayne Police	FW	All	All	None	DP	0	10	0	0
Delaware	Muncie Police	NF	All	All	None	1	1	0	2	0
Elkhart	Elkhart Police	NF	All	Most	Most	PO	8	3	7	0
Howard	Kokomo Police	FW	All	All	Some	DP	0	0	3	0
Lake	Lake County Sheriff	-	None	None	None	-	0	4	0	0
Lake	East Chicago Police	FW	All	All	None	DP	8	1	0	0
Lake	Gary Police	FW	All	All	None	19	19	0	1	0
Lake	Hammond Police	FW	None	Some	None	12	15	4	1	0
Madison	Anderson Police	NF	Some	Some	None	4	7	4	1	0
Marion	Marion County Sheriff	NF	All	All	None	5/5	5	1	4	0
Marion	Indianapolis Police	FW	All	All	Some	6/1	5	5	34	0
St. Joseph	South Bend Police	NF	Most	Some	None	DP	4	5	0	0
Vanderburgh	Vanderburgh County Sheriff	NF	All	Most	Most	PO	0	2	0	0
Vanderburgh	Evansville Police	FW	All	All	Some	8	8	8	2	0
Vigo	Terre Haute Police	NF	All	Some	None	1	1	5	1	0

**Table 25a. - continued**

County	Name of agency	Agency community policing plan	Agency personnel receiving community policing training			Full-time community policing unit personnel	Number of full-time:		Neighborhood/community substations	
			Officer recruits	In-service officers	Civilian personnel		Community policing officers	School resource officers	Fixed	Mobile
<b>IOWA</b>										
Black Hawk	Waterloo Police	NF	All	All	None	PO	0	6	0	0
Linn	Cedar Rapids Police	NF	All	All	All	PO	0	0	0	0
Polk	Des Moines Police	FW	All	Some	Some	2/1	2	0	0	0
Scott	Davenport Police	NF	Some	Some	None	9	9	5	2	0
Woodbury	Sioux City Police	FW	All	All	Some	1/1	1	6	3	0
<b>KANSAS</b>										
Douglas	Lawrence Police	NF	None	Some	None	1	1	2	3	0
Johnson	Johnson County Sheriff	NF	Most	Most	None	8	8	3	4	0
Johnson	Olathe Police	NF	None	Some	None	DP	0	3	0	0
Johnson	Overland Park Police	FW	All	All	All	4	4	8	0	0
Sedgwick	Sedgwick County Sheriff	NF	All	Some	None	5	5	0	3	0
Sedgwick	Wichita Police	FW	All	All	All	44	36	6	4	0
Shawnee	Shawnee County Sheriff	-	None	None	None	-	0	0	0	0
Shawnee	Topeka Police	FW	All	Some	None	6	6	1	8	0
Wyandotte	Kansas City Police	FW	All	All	Some	21	21	0	2	0
<b>KENTUCKY</b>										
Fayette	Lexington-Fayette County Police	NF	Some	All	None	15/4	15	0	2	0
Jefferson	Jefferson County Police	FW	All	Some	Some	PO	0	15	1	1
Jefferson	Jefferson County Sheriff	-	All	Some	None	-	0	0	0	0
Jefferson	Louisville Police	FW	All	Most	Some	PO	0	0	0	0
Kenton	Covington Police	FW	All	All	None	DP	0	3	5	0
<b>LOUISIANA</b>										
Ascension	Ascension Parish Sheriff	FW	Some	Some	None	1	2	5	0	0
Bossier	Bossier Police	NF	None	None	None	2	2	4	1	0
Caddo	Caddo Parish Sheriff	FW	All	Some	Some	DP	0	7	2	0
Caddo	Shreveport Police	NF	All	All	Some	18	17	8	8	0
Calcasieu	Calcasieu Parish Sheriff	FW	All	All	None	10	14	86	0	0
Calcasieu	Lake Charles Police	FW	All	Most	All	25	25	4	4	0
E. Baton Rouge	E. Baton Rouge Parish Sheriff	FW	All	Most	None	12	12	4	0	0
E. Baton Rouge	Baton Rouge Police	FW	All	All	None	1	1	0	3	0
Jefferson	Kenner Police	-	All	None	None	-	0	0	0	1
Lafayette	Lafayette Parish Sheriff	NF	All	Most	None	DP	0	4	0	0
Lafourche	Lafourche Parish Sheriff	NF	Most	Some	Some	4	4	1	0	0
Orleans	New Orleans Police	FW	All	Some	None	117	8	3	5	5
Ouachita	Ouachita Parish Sheriff	-	None	None	None	-	0	0	0	0
Ouachita	Monroe Police	FW	All	All	All	8	8	2	3	1
Rapides	Alexandria Police	FW	All	Most	Most	10	10	5	1	0
St. Bernard	St. Bernard Parish Sheriff	NF	None	Most	None	PO	0	4	4	0
St. Charles	St. Charles Parish Sheriff	NF	All	All	None	3	3	6	1	0
St. John the Baptist	St. John the Baptist Sheriff	NF	None	Some	None	PO	0	2	2	0
St. Landry	St. Landry Parish Sheriff	NF	All	All	None	1	1	2	1	0
St. Tammany	St. Tammany Parish Sheriff	NF	None	None	None	PO	0	6	3	0
Terrebonne	Terrebonne Parish Sheriff	-	None	None	None	-	0	3	2	0
<b>MARYLAND</b>										
Anne Arundel	Anne Arundel County Police	FW	All	All	None	DP	0	8	2	0
Anne Arundel	Annapolis Police	NF	All	Some	None	8	8	0	1	0
Baltimore(city)	Baltimore Police	FW	All	All	Most	PO	0	0	9	0
Baltimore	Baltimore County Police	FW	All	All	All	80	80	26	6	0
Charles	Charles County Sheriff	NF	All	Some	None	7/1	4	5	0	0
Harford	Harford County Sheriff	NF	All	Most	None	7	8	0	4	0
Howard	Howard County Police	FW	All	All	None	5	5	1	3	0
Montgomery	Montgomery County Police	FW	All	Some	None	2	2	14	5	1
Prince George's	Prince George's County Police	FW	All	Most	Most	115	115	0	43	0
<b>MASSACHUSETTS</b>										
Bristol	Fall River Police	NF	All	All	None	19	19	3	0	0
Bristol	New Bedford Police	FW	All	Some	None	22	22	2	4	0
Essex	Lawrence Police	FW	All	Most	None	DP	0	3	2	0
Essex	Lynn Police	NF	None	None	None	8	8	1	5	0
Hampden	Chicopee Police	FW	All	All	None	DP	0	1	2	0
Hampden	Holyoke Police	FW	All	All	Some	12	12	4	9	0
Hampden	Springfield Police	FW	All	Most	None	61/1	61	7	9	0
Middlesex	Cambridge Police	FW	All	None	None	PO	8	1	1	1
Middlesex	Framingham Police	FW	All	All	Some	25	25	0	3	0
Middlesex	Lowell Police	FW	All	Some	Some	DP	0	0	7	1
Middlesex	Malden Police	FW	None	All	None	PO	0	2	1	0
Middlesex	Medford Police	FW	All	All	None	10	7	1	0	0
Middlesex	Newton Police	NF	All	All	Some	PO	0	2	0	0
Middlesex	Somerville Police	FW	All	None	None	11	11	1	0	0
Middlesex	Waltham Police	FW	All	All	None	2	2	1	2	0

**Table 25a. - continued**

County	Name of agency	Agency community policing plan	Agency personnel receiving community policing training			Full-time community policing unit personnel	Number of full-time:		Neighborhood/community substations	
			Officer recruits	In-service officers	Civilian personnel		Community policing officers	School resource officers	Fixed	Mobile
<b>MASSACHUSETTS (cont.)</b>										
Norfolk	Brookline Police	NF	All	All	All	9	6	3	0	0
Norfolk	Quincy Police	NF	All	Most	Some	1	1	2	0	0
Plymouth	Brockton Police	FW	All	Some	Some	19	21	4	3	0
Suffolk	Boston Police	FW	All	Some	None	DP	0	0	1	0
Suffolk	Revere Police	FW	All	All	None	DP	0	1	3	0
Worcester	Worcester Police	FW	All	All	None	DP	0	3	0	0
<b>MICHIGAN</b>										
Calhoun	Battle Creek Police	NF	All	All	Most	6	6	2	3	0
Genesee	Flint Police	FW	All	Some	None	54	68	11	4	0
Ingham	Lansing Police	FW	All	All	Most	8	13	2	5	1
Kalamazoo	Kalamazoo Police	FW	All	All	Some	10	11	3	2	0
Kent	Kent County Sheriff	FW	Some	Some	Some	5/1	6	3	2	0
Kent	Grand Rapids Police	FW	None	All	None	12/2	12	0	4	1
Macomb	Macomb County Sheriff	FW	All	Most	Most	6	6	3	4	0
Macomb	Sterling Heights Police	NF	None	None	None	DP	0	1	0	0
Macomb	Warren Police	NF	All	Most	None	20	20	0	2	0
Oakland	Oakland County Sheriff	NF	None	All	None	DP	0	9	10	0
Oakland	Farmington Hills Police	FW	All	All	None	16	16	2	0	0
Oakland	Pontiac Police	FW	Most	Some	None	17	17	7	1	0
Oakland	Southfield Police	FW	All	All	All	2	2	1	2	0
Oakland	Troy Police	FW	All	Some	None	4	5	2	1	0
Saginaw	Saginaw Police	FW	All	Some	None	17/1	17	0	9	1
Washtenaw	Washtenaw County Sheriff	FW	Some	Some	Some	-	0	4	4	0
Washtenaw	Ann Arbor Police	FW	All	All	All	18/4	16	2	4	0
Wayne	Wayne County Sheriff	FW	Some	Some	Some	10/3	10	3	1	0
Wayne	Dearborn Police	FW	All	All	All	2	2	8	0	0
Wayne	Detroit Police	FW	All	Some	None	4/2	112	79	38	0
Wayne	Livonia Police	-	None	None	None	-	0	7	2	0
Wayne	Taylor Police	NF	Some	Some	None	5	5	1	0	0
Wayne	Westland Police	NF	All	All	None	2	2	2	1	0
<b>MINNESOTA</b>										
Hennepin	Bloomington Police	FW	All	All	Some	3/1	3	2	0	0
Hennepin	Minneapolis Police	FW	All	All	Most	43	43	4	15	0
Ramsey	Ramsey County Sheriff	NF	None	None	None	DP	3	3	0	0
Ramsey	St. Paul Police	NF	All	All	All	8	8	8	3	0
St. Louis	Duluth Police	FW	All	All	Most	13	13	7	8	0
<b>MISSISSIPPI</b>										
Forrest	Hattiesburg Police	NF	All	All	All	12	12	3	2	0
Harrison	Biloxi Police	NF	All	All	None	1	1	3	0	0
Harrison	Gulfport Police	NF	All	All	All	0/9	0	4	2	0
Hinds	Jackson Police	NF	All	All	None	DP	0	0	1	0
Jackson	Jackson County Sheriff	-	None	None	None	-	0	0	0	0
<b>MISSOURI</b>										
Boone	Columbia Police	NF	None	Some	None	13	12	0	1	0
Buchanan	St. Joseph Police	FW	All	All	All	4	4	1	6	0
Greene	Springfield Police	NF	All	Some	Some	16	18	0	5	0
Jackson	Independence Police	NF	All	All	All	DP	0	2	1	0
Jackson	Kansas City Police	NF	All	Most	Some	55	55	0	9	0
Jefferson	Jefferson County Sheriff	FW	All	All	All	PO	5	4	0	0
St. Charles	St. Charles County Sheriff	FW	Some	All	None	DP	5	2	1	0
St. Louis(city)	St. Louis Police	FW	All	All	None	1	1	33	0	0
St. Louis	St. Louis County Police	NF	All	All	All	DP	20	21	13	0
<b>MONTANA</b>										
Yellowstone	Billings Police	FW	All	All	Most	6	3	3	7	0
<b>NEBRASKA</b>										
Douglas	Omaha Police	FW	All	Some	Some	PO	0	3	0	0
Lancaster	Lincoln Police	FW	All	All	All	-	0	8	1	0
<b>NEVADA</b>										
Clark	Las Vegas Metropolitan Police	NF	All	Most	None	DP	0	0	5	0
Clark	North Las Vegas Police	NF	None	None	None	4/1	4	4	0	0
Nye	Nye County Sheriff	NF	All	All	All	2	2	2	6	0
Washoe	Washoe County Sheriff	NF	Most	Most	None	1	10	3	2	0
Washoe	Reno Police	FW	All	Some	Some	DP	0	3	3	0

**Table 25a. - continued**

County	Name of agency	Agency community policing plan	Agency personnel receiving community policing training			Full-time community policing unit personnel	Number of full-time:		Neighborhood/community substations	
			Officer recruits	In-service officers	Civilian personnel		Community policing officers	School resource officers	Fixed	Mobile
<b>NEW HAMPSHIRE</b>										
Hillsborough	Manchester Police	FW	All	All	All	12	12	0	2	0
Hillsborough	Nashua Police	NF	Most	Most	Most	DP	11	2	3	0
<b>NEW JERSEY</b>										
Atlantic	Atlantic City Police	FW	All	None	None	52/1	54	2	8	0
Camden	Camden Police	FW	All	Most	None	26	25	2	8	0
Camden	Cherry Hill Police	NF	All	Some	None	1	1	0	0	0
Essex	Bloomfield Police	NF	All	Some	None	3	3	0	0	0
Essex	East Orange Police	FW	All	Some	All	37	37	4	2	2
Essex	Irvington Police	NF	All	None	None	5	7	2	1	0
Essex	Newark Police	FW	All	Most	Some	4	4	4	2	5
Essex	West Orange Police	NF	All	All	None	3	3	0	1	0
Hudson	Hudson County Sheriff	-	None	None	None	-	0	0	0	0
Hudson	Bayonne Police	FW	All	Some	None	29	29	1	0	0
Hudson	Hoboken Police	FW	All	Most	None	24	24	0	0	0
Hudson	Jersey City Police	FW	All	Most	None	76	62	12	5	2
Hudson	North Bergen Police	FW	All	Some	None	1	12	1	0	0
Hudson	Union City Police	FW	None	Some	None	42	42	4	0	0
Hudson	West New York Police	NF	All	Some	None	7	7	2	1	0
Mercer	Hamilton Police	FW	All	Some	Some	4	4	4	0	0
Mercer	Trenton Police	FW	All	Some	None	34	34	1	4	0
Middlesex	Edison Police	FW	All	All	Some	8	6	2	1	0
Middlesex	New Brunswick Police	NF	All	Some	Some	DP	0	1	2	1
Middlesex	Perth Amboy Police	FW	All	Most	None	8	8	0	0	0
Middlesex	Woodbridge Police	NF	All	None	None	2	2	3	1	0
Monmouth	Long Branch Police	NF	All	All	None	6	10	6	1	0
Morris	Parsippany Police	NF	Some	Some	None	PO	0	0	0	0
Ocean	Brick Township Police	NF	All	Most	None	5/2	5	2	1	1
Ocean	Dover Township Police	NF	Some	Some	None	DP	0	5	0	0
Passaic	Passaic County Sheriff	-	None	None	None	-	0	0	0	0
Passaic	Clifton Police	NF	All	Some	None	15	15	2	3	0
Passaic	Passaic Police	FW	None	Some	None	18	18	0	2	0
Passaic	Wayne Police	NF	Some	Some	None	2	2	0	0	0
Union	Union County Sheriff	NF	All	All	Most	DP	1	1	3	0
Union	Elizabeth Police	FW	All	All	None	26	26	3	3	1
Union	Linden Police	FW	All	Some	None	5	5	0	1	0
Union	Plainfield Police	FW	All	Most	Most	14	14	2	2	0
Union	Union Police	NF	All	Some	Some	9	9	4	0	1
<b>NEW MEXICO</b>										
Bernalillo	Bernalillo County Sheriff	FW	All	All	Most	6	6	0	4	1
Bernalillo	Albuquerque Police	FW	All	All	Some	PO	0	0	1	0
Dona Ana	Las Cruces Police	FW	All	All	Most	13	13	3	0	9
Santa Fe	Santa Fe Police	FW	Some	Some	Some	7	9	6	5	0
<b>NEW YORK</b>										
Albany	Albany Police	FW	All	All	None	26	3	4	1	0
Albany	Colonie Police	FW	All	All	All	4	4	0	0	0
Broome	Binghamton Police	FW	All	All	None	4	4	0	0	0
Dutchess	Dutchess County Sheriff	NF	None	None	None	PO	0	5	5	0
Erie	Erie County Sheriff	FW	Some	Some	None	PO	12	2	0	1
Erie	Amherst Police	NF	All	Some	None	1	1	1	0	0
Erie	Buffalo Police	NF	All	Some	None	29	29	0	8	0
Erie	Cheektowaga Police	NF	All	Most	Most	PO	3	1	1	0
Erie	Tonawanda Police	FW	All	Some	Some	2	2	0	2	0
Monroe	Monroe County Sheriff	NF	All	Some	Some	8	8	0	3	0
Monroe	Rochester Police	NF	All	Most	Most	10	21	21	3	1
Nassau	Nassau County Police	FW	All	Most	None	DP	50	0	2	0
Nassau	Hempstead Police	FW	All	Most	Some	12	12	0	0	1
New York City	New York City Police	FW	All	Most	Most	DP	0	178	4	114
Niagara	Niagara County Sheriff	NF	None	Some	None	1	1	0	0	0
Niagara	Niagara Falls Police	FW	All	All	All	7	7	4	0	0
Onondaga	Onondaga County Sheriff	FW	All	All	Some	2	2	5	2	0
Onondaga	Syracuse Police	FW	All	None	None	20	45	20	3	3
Oswego	Oswego County Sheriff	NF	All	Most	None	DP	0	0	0	0
Rensselaer	Troy Police	NF	All	Most	None	3/1	3	0	0	0
Rockland	Clarkstown Police	FW	All	Some	None	4	4	0	1	0
Rockland	Ramapo Police	FW	None	Some	None	3	3	0	0	0
Schenectady	Schenectady Police	FW	Some	Some	None	16	16	3	1	0
Suffolk	Suffolk County Police	FW	All	Some	None	2	2	35	5	0
Westchester	Westchester County Police	-	None	None	None	-	0	0	0	0
Westchester	Greenburgh Police	NF	All	None	None	5	5	5	1	0
Westchester	Mt. Vernon Police	FW	All	Some	None	6	6	1	1	0
Westchester	New Rochelle Police	FW	All	All	None	29	29	3	0	1
Westchester	White Plains Police	FW	All	All	Some	10/1	10	0	0	0
Westchester	Yonkers Police	NF	All	Most	None	24	24	0	1	0

**Table 25a. - continued**

County	Name of agency	Agency community policing plan	Agency personnel receiving community policing training			Full-time community policing unit personnel	Number of full-time:		Neighborhood/community substations	
			Officer recruits	In-service officers	Civilian personnel		Community policing officers	School resource officers	Fixed	Mobile
<b>NORTH CAROLINA</b>										
Alamance	Burlington Police	NF	Some	Some	Some	8/1	7	2	3	0
Buncombe	Buncombe County Sheriff	NF	All	Most	Some	DP	0	12	0	0
Buncombe	Asheville Police	NF	All	All	All	15	9	4	2	0
Cabarrus	Cabarrus County Sheriff	NF	None	None	None	9	9	2	0	0
Cumberland	Cumberland County Sheriff	FW	Some	All	None	21	12	18	2	0
Cumberland	Fayetteville Police	FW	All	All	Most	DP	0	17	2	2
Durham	Durham Police	FW	All	All	None	23	8	4	3	0
Forsyth	Winston-Salem Police	FW	All	All	Some	12	11	0	1	1
Gaston	Gaston County Police	NF	Some	Some	None	7	7	7	0	0
Gaston	Gastonia Police	NF	All	Some	Some	18	24	0	3	1
Guilford	Guilford County Sheriff	FW	Most	Most	Some	DP	0	10	3	0
Guilford	Greensboro Police	FW	All	All	All	12	12	3	2	0
Guilford	High Point Police	NF	None	Most	Most	3	3	5	6	0
Mecklenburg	Charlotte-Mecklenburg Police	NF	All	All	Some	74	74	42	10	0
Nash	Rocky Mount Police	NF	All	Most	Some	12	13	2	1	0
New Hanover	Wilmington Police	FW	All	All	None	DP	0	3	0	4
Pitt	Greenville Police	NF	Some	Some	None	14	14	3	2	0
Wake	Wake County Sheriff	-	All	Some	Some	DP	0	2	0	0
Wake	Raleigh Police	NF	All	None	None	73	73	6	4	1
<b>OHIO</b>										
Butler	Butler County Sheriff	NF	All	Some	None	3	0	1	5	0
Butler	Hamilton Police	FW	All	All	All	11	11	5	2	1
Cuyahoga	Cleveland Police	FW	Most	Most	None	59/2	59	13	21	0
Cuyahoga	Euclid Police	FW	All	Most	Most	4/1	5	2	1	0
Franklin	Franklin County Sheriff	FW	None	Most	None	3	4	0	2	0
Franklin	Columbus Police	FW	None	None	None	74	74	17	0	0
Hamilton	Hamilton County Sheriff	NF	All	All	None	DP	3	0	3	0
Hamilton	Cincinnati Police	FW	All	All	None	54/1	99	19	26	0
Lorain	Lorain Police	NF	All	Some	None	3	3	1	3	0
Lucas	Toledo Police	FW	All	All	None	19	19	28	11	0
Mahoning	Youngstown Police	FW	All	Most	None	DP	1	0	1	0
Montgomery	Dayton Police	FW	None	None	None	14	14	1	6	0
Stark	Canton Police	FW	None	Some	None	18	14	4	0	1
Summit	Akron Police	NF	None	Some	None	10	10	0	1	0
<b>OKLAHOMA</b>										
Cleveland	Norman Police	FW	All	All	All	1	1	3	0	0
Comanche	Lawton Police	NF	None	None	None	PO	0	0	3	0
Oklahoma	Oklahoma County Sheriff	FW	All	Most	Most	1/1	1	0	0	0
Oklahoma	Oklahoma City Police	FW	All	None	None	DP	0	21	0	0
Tulsa	Tulsa County Sheriff	NF	All	Most	None	4	10	3	1	0
Tulsa	Tulsa Police	FW	All	All	None	PO	0	20	0	0
<b>OREGON</b>										
Clackamas	Clackamas County Sheriff	NF	All	All	Some	15	15	4	5	0
Lane	Lane County Sheriff	-	All	Most	Some	-	0	0	0	0
Lane	Eugene Police	FW	All	All	Some	DP	4	4	2	0
Linn	Linn County Sheriff	NF	All	All	Some	PO	0	0	7	0
Marion	Salem Police	FW	All	All	Most	PO	2	11	0	0
Multnomah	Portland Police	FW	All	All	All	PO	0	0	10	1
Washington	Washington County Sheriff	NF	Some	Most	Most	DP	0	3	3	0
<b>PENNSYLVANIA</b>										
Allegheny	Allegheny County Police	-	None	None	None	-	0	1	0	0
Allegheny	Pittsburgh Police	FW	All	Some	None	118	118	0	42	0
Berks	Reading Police	NF	Some	Some	Some	PO	0	1	2	0
Dauphin	Harrisburg Police	NF	All	Some	Some	12	12	1	2	1
Delaware	Upper Darby Township Police	FW	Some	Some	None	DP	0	0	1	0
Erie	Erie Police	NF	All	All	All	1	4	1	0	1
Lancaster	Lancaster Police	FW	Most	Most	Most	19	19	1	3	0
Lehigh	Allentown Police	NF	All	Some	None	19	17	2	15	0
Montgomery	Lower Merion Township Police	FW	All	Most	None	4	0	0	0	0
Northampton	Bethlehem Police	FW	All	Some	None	11	11	0	3	1
Philadelphia	Philadelphia Police	FW	All	None	None	31	31	62	19	7
<b>RHODE ISLAND</b>										
Kent	Warwick Police	NF	All	Some	None	3	3	0	3	0
Providence	Cranston Police	-	None	None	None	-	0	2	0	0
Providence	Pawtucket Police	FW	All	Some	Some	13	13	1	0	0
Providence	Providence Police	NF	All	Most	Some	50	30	4	11	0
Providence	Woonsocket Police	NF	None	None	None	4	3	2	5	0

**Table 25a. - continued**

County	Name of agency	Agency community policing plan	Agency personnel receiving community policing training			Full-time community policing unit personnel	Number of full-time:		Neighborhood/community substations	
			Officer recruits	In-service officers	Civilian personnel		Community policing officers	School resource officers	Fixed	Mobile
<b>SOUTH CAROLINA</b>										
Anderson	Anderson County Sheriff	NF	Most	Most	None	7	0	0	1	0
Beaufort	Beaufort County Sheriff	FW	None	Some	None	10	12	5	6	0
Charleston	Charleston County Sheriff	FW	All	Some	None	5	5	1	1	0
Charleston	Charleston Police	NF	Most	Most	Some	7/2	7	10	2	0
Greenville	Greenville County Sheriff	NF	None	None	None	12	12	2	0	0
Greenville	Greenville Police	NF	All	All	Some	23	23	2	2	0
Horry	Horry County Police	FW	None	Some	None	3	3	0	1	0
Horry	Myrtle Beach Police	NF	All	All	Some	PO	0	0	0	0
Richland	Richland County Sheriff	NF	All	Most	None	9	14	12	7	0
Richland	Columbia Police	FW	All	All	All	5	5	0	17	0
Spartanburg	Spartanburg County Sheriff	FW	All	All	Some	42	42	2	0	14
Spartanburg	Spartanburg Police	NF	Most	All	All	6	6	0	1	0
<b>SOUTH DAKOTA</b>										
Minnehaha	Sioux Falls Police	NF	None	None	None	PO	0	3	0	0
<b>TENNESSEE</b>										
Davidson	Nashville Metropolitan Police	FW	All	Some	Some	25	25	10	3	0
Hamilton	Hamilton County Sheriff	NF	All	None	None	PO	0	2	0	0
Hamilton	Chattanooga Police	FW	All	Most	None	31	9	7	4	0
Knox	Knox County Sheriff	FW	All	None	None	DP	0	0	0	0
Knox	Knoxville Police	FW	All	All	All	DP	0	0	1	0
Madison	Jackson Police	FW	All	None	None	6	6	3	2	0
Montgomery	Clarksville Police	-	All	All	None	-	0	0	0	0
Rutherford	Murfreesboro Police	FW	Most	Most	None	13	6	0	2	0
Shelby	Memphis Police	NF	All	All	All	90	90	24	10	0
Sullivan	Sullivan County Sheriff	FW	All	All	All	2	2	4	0	0
Washington	Johnson City Police	NF	Most	Most	Some	7	6	0	2	0
<b>TEXAS</b>										
Bell	Killeen Police	NF	All	All	Some	PO	0	2	0	0
Bell	Temple Police	FW	All	All	All	11	11	1	4	0
Bexar	Bexar County Sheriff	NF	All	All	None	-	9	0	3	0
Bexar	San Antonio Police	FW	All	All	None	108	108	0	6	0
Cameron	Brownsville Police	NF	None	None	None	4	3	4	1	1
Cameron	Harlingen Police	NF	All	Most	Most	2	4	2	1	0
Collin	Plano Police	NF	None	Some	None	4	4	14	0	0
Dallas	Carrollton Police	NF	None	Some	None	DP	4	3	1	0
Dallas	Dallas Police	FW	All	Most	Some	54/4	20	38	14	2
Dallas	Garland Police	NF	All	All	All	8	8	22	3	1
Dallas	Grand Prairie Police	FW	All	Most	Some	8	8	10	0	0
Dallas	Irving Police	NF	All	All	None	2	2	13	0	1
Dallas	Mesquite Police	NF	All	Some	None	4	8	10	2	1
Dallas	Richardson Police	NF	All	All	Some	DP	5	9	1	0
Denton	Denton Police	FW	All	Some	Some	PO	3	0	4	0
Ector	Odessa Police	FW	All	All	None	12/1	13	0	3	0
El Paso	El Paso Police	NF	All	Most	Some	66	66	8	7	1
Fort Bend	Fort Bend County Sheriff	-	None	None	None	-	2	5	0	0
Gregg	Longview Police	NF	None	None	None	7/1	6	3	6	0
Harris	Harris County Sheriff	NF	Some	Some	None	15	20	0	4	0
Harris	Baytown Police	NF	All	All	All	PO	0	3	1	2
Harris	Houston Police	NF	All	None	None	PO	204	53	27	0
Harris	Pasadena Police	FW	All	All	None	1	1	0	1	0
Hidalgo	Hidalgo County Sheriff	NF	Some	All	None	2	0	0	2	0
Hidalgo	McAllen Police	FW	All	All	Some	10/12	10	5	10	1
Jefferson	Beaumont Police	FW	None	Most	Some	2	2	0	3	0
Jefferson	Port Arthur Police	FW	All	All	All	10	9	5	15	0
Lubbock	Lubbock Police	NF	All	Some	None	PO	0	0	0	0
McLennan	Waco Police	NF	All	None	None	30/2	30	5	2	0
Midland	Midland Police	FW	All	All	All	PO	0	0	0	1
Nueces	Corpus Christi Police	NF	All	Some	None	DP	0	0	0	0
Potter	Amarillo Police	NF	All	Most	Some	6	6	9	4	0
Smith	Tyler Police	FW	All	All	Some	DP	3	2	1	1
Tarrant	Tarrant County Sheriff	FW	Some	Some	None	3	3	1	0	0
Tarrant	Arlington Police	FW	All	All	Some	PO	220	12	4	0
Tarrant	Fort Worth Police	NF	Most	Some	Some	89	89	28	8	4
Taylor	Abilene Police	NF	All	All	Most	DP	0	5	0	0
Tom Green	San Angelo Police	NF	All	All	Some	PO	8	1	1	0
Travis	Travis County Sheriff	NF	None	None	None	-	0	2	0	0
Travis	Austin Police	FW	All	Most	None	3/3	3	0	2	1
Webb	Laredo Police	FW	All	Some	None	48	54	4	8	0
Wichita	Wichita Falls Police	-	None	None	None	-	0	1	0	0
Williamson	Williamson County Sheriff	-	None	None	None	-	0	3	3	0

**Table 25a. - continued**

County	Name of agency	Agency community policing plan	Agency personnel receiving community policing training			Full-time community policing unit personnel	Number of full-time:		Neighborhood/community substations	
			Officer recruits	In-service officers	Civilian personnel		Community policing officers	School resource officers	Fixed	Mobile
<b>UTAH</b>										
Salt Lake	Salt Lake City Police	FW	All	Most	Some	8	17	6	11	0
Salt Lake	West Valley City Police	FW	All	Most	Some	18	8	6	2	0
Weber	Ogden Police	FW	All	All	Most	8	8	3	3	0
<b>VIRGINIA</b>										
Alexandria(city)	Alexandria Police	FW	All	Some	Some	22	12	1	7	0
Arlington	Arlington County Police	FW	Some	Some	Some	21	21	8	0	0
Chesapeake(city)	Chesapeake Police	FW	All	Most	None	22	22	15	6	0
Chesterfield	Chesterfield County Police	FW	All	All	All	16	16	3	6	0
Danville(city)	Danville Police	FW	All	Most	Most	PO	28	2	2	0
Fairfax	Fairfax County Police	FW	All	Some	Some	DP	50	26	19	0
Hampton(city)	Hampton Police	FW	All	All	None	PO	0	1	1	0
Hanover	Hanover County Sheriff	FW	All	All	None	PO	1	3	0	0
Henrico	Henrico County Police	FW	All	All	Most	19	19	16	5	0
Loudoun	Loudoun County Sheriff	NF	None	Some	None	DP	12	1	2	0
Lynchburg(city)	Lynchburg Police	FW	All	All	All	PO	0	0	0	0
Newport News(city)	Newport News Police	FW	All	All	All	16	16	11	4	1
Norfolk(city)	Norfolk Police	FW	All	All	Some	12	22	4	2	0
Petersburg(city)	Petersburg Police	FW	All	All	All	20	15	2	3	0
Portsmouth(city)	Portsmouth Police	FW	All	Most	Most	25	23	3	9	0
Prince William	Prince William County Police	FW	All	Most	None	PO	5	6	6	0
Richmond(city)	Richmond Police	FW	All	All	None	PO	4	19	2	0
Roanoke(city)	Roanoke Police	NF	None	Some	None	14	14	13	0	0
Suffolk(city)	Suffolk Police	NF	All	All	Some	8	6	2	0	0
Virginia Beach(city)	Virginia Beach Police	NF	None	Some	None	67	67	8	1	0
<b>WASHINGTON</b>										
Clark	Clark County Sheriff	FW	All	All	Most	0/6	6	2	0	0
Clark	Vancouver Police	FW	Most	Most	Some	PO	1	3	2	0
King	King County Sheriff	FW	Most	Some	Some	2/2	11	19	19	0
King	Bellevue Police	FW	All	Some	Some	4	17	0	3	0
King	Kent Police	NF	All	All	Most	DP	6	1	2	0
King	Seattle Police	FW	All	All	All	9/18	16	8	2	3
Pierce	Pierce County Sheriff	FW	All	Most	Some	3	3	3	1	0
Pierce	Tacoma Police	NF	None	None	None	25	43	5	2	0
Snohomish	Snohomish County Sheriff	FW	All	All	All	7	0	0	2	1
Snohomish	Everett Police	FW	All	All	Some	PO	4	2	1	0
Spokane	Spokane County Sheriff	FW	All	Most	None	2	2	6	11	0
Spokane	Spokane Police	FW	All	All	All	10/9	10	7	9	0
Thurston	Thurston County Sheriff	NF	All	All	All	2	1	3	2	0
Yakima	Yakima Police	FW	All	All	All	3	4	3	0	0
<b>WEST VIRGINIA</b>										
Cabell	Huntington Police	FW	All	All	None	4	3	1	0	0
Kanawha	Charleston Police	FW	All	All	All	9/1	3	0	0	0
<b>WISCONSIN</b>										
Brown	Brown County Sheriff	NF	Some	Some	None	DP	0	2	0	0
Brown	Green Bay Police	FW	All	All	None	12	12	6	6	0
Dane	Dane County Sheriff	NF	All	None	None	3	3	2	0	0
Dane	Madison Police	FW	All	All	None	PO	13	8	12	0
Kenosha	Kenosha Police	-	All	None	None	-	0	1	0	0
Milwaukee	Milwaukee County Sheriff	NF	All	All	None	PO	4	6	0	0
Milwaukee	Milwaukee Police	NF	All	Most	Some	45/1	25	0	4	0
Milwaukee	West Allis Police	FW	All	Some	None	DP	0	5	0	0
Outgamie	Appleton Police	NF	All	Some	Some	3	4	9	1	0
Racine	Racine Police	FW	Some	Some	None	9	9	5	5	1
Waukesha	Waukesha County Sheriff	NF	Some	Some	None	PO	0	1	3	0

Note: Codes for agency community policing plan are as follows:

- "FW"=Agency has a formally written community policing plan.
- "NF"=Agency has a community policing plan, but it is not formally written.
- "-"=Agency does not have a community policing plan.

Community policing unit data include only those personnel assigned on a full-time basis. Data presented are for sworn personnel unless the agency has civilian personnel assigned to the unit. In such cases, the data are presented in a "sworn/civilian" format. For agencies without a community policing unit with personnel assigned on a full-time basis, the codes are as follows:

- "DP"=Agency has specially designated personnel assigned address to this task as needed.
- "PO"=Agency has special policies or procedures that address this task, but no specially designated personnel.
- "-"=Agency has no special policies or procedures, or specially designated personnel to address this task.

**Table 26a. Community policing activities and policies of local law enforcement agencies, 1997**

County	Name of agency	Activities in 12-month period ending June 30, 1997				Geographic assignments		Involvement in problem-solving projects by patrol officers	
		Citizen surveys	Citizen training	Community group meetings	Problem-solving partnership	Investigators	Patrol officers	Actively encouraged	Included in evaluation
<b>ALABAMA</b>									
Etowah	Gadsden Police	-	X	X	X	-	X	X	-
Houston	Dothan Police	X	X	X	X	-	X	X	-
Jefferson	Jefferson County Sheriff	-	-	X	-	X	X	X	-
Jefferson	Bessemer Police	-	-	X	-	-	X	-	-
Jefferson	Birmingham Police	X	X	X	X	X	X	-	-
Jefferson	Hoover Police	-	-	X	-	-	X	-	-
Madison	Huntsville Police	X	X	X	-	X	X	X	-
Mobile	Mobile County Sheriff	X	X	X	X	-	X	X	-
Mobile	Mobile Police	X	X	X	X	X	X	X	X
Montgomery	Montgomery County Sheriff	-	-	X	-	-	X	-	-
Montgomery	Montgomery Police	-	X	X	-	X	X	-	-
Morgan	Decatur Police	-	X	X	-	X	X	-	-
Tuscaloosa	Tuscaloosa Police	X	-	X	X	X	X	X	-
<b>ALASKA</b>									
Anchorage	Anchorage Police	-	-	X	-	-	-	-	-
<b>ARIZONA</b>									
Maricopa	Maricopa County Sheriff	-	X	X	X	X	X	X	-
Maricopa	Chandler Police	X	X	X	X	X	X	X	X
Maricopa	Glendale Police	X	X	X	X	X	X	X	X
Maricopa	Mesa Police	X	X	X	X	X	X	X	X
Maricopa	Phoenix Police	X	X	X	X	X	X	X	X
Maricopa	Scottsdale Police	X	X	X	X	X	X	X	X
Maricopa	Tempe Police	X	X	X	X	X	X	X	X
Pima	Pima County Sheriff	-	X	X	-	X	X	-	-
Pima	Tucson Police	-	-	X	-	X	X	-	-
Pinal	Pinal County Sheriff	-	-	-	X	-	-	-	-
Yuma	Yuma Police	X	X	X	X	X	X	X	X
<b>ARKANSAS</b>									
Jefferson	Pine Bluff Police	-	X	X	X	-	X	-	X
Pulaski	Pulaski County Sheriff	-	X	X	-	X	X	X	X
Pulaski	Little Rock Police	X	X	X	X	-	X	X	-
Pulaski	North Little Rock Police	-	X	X	X	X	X	X	X
Sebastian	Fort Smith Police	-	-	X	X	-	X	X	X
<b>CALIFORNIA</b>									
Alameda	Alameda County Sheriff	-	X	X	X	-	X	-	-
Alameda	Alameda Police	-	X	X	-	-	X	X	X
Alameda	Berkeley Police	X	X	X	X	X	X	X	X
Alameda	Fremont Police	X	X	X	X	-	X	X	X
Alameda	Hayward Police	X	X	X	X	X	X	X	X
Alameda	Oakland Police	X	X	X	-	X	X	-	X
Contra Costa	Contra Costa County Sheriff	-	X	X	-	-	-	-	-
Contra Costa	Concord Police	X	X	X	-	X	X	-	X
Contra Costa	Richmond Police	-	-	X	X	-	X	X	X
El Dorado	El Dorado County Sheriff	X	X	X	-	-	X	X	-
Fresno	Fresno County Sheriff	-	X	X	-	X	X	X	-
Fresno	Fresno Police	X	X	X	X	X	X	X	-
Kern	Kern County Sheriff	-	X	X	X	X	X	X	-
Kern	Bakersfield Police	-	X	X	X	X	X	-	-
Los Angeles	Los Angeles County Sheriff	X	X	X	X	X	X	X	X
Los Angeles	Beverly Hills Police	-	X	X	-	-	-	-	-
Los Angeles	Burbank Police	X	-	X	-	-	-	-	X
Los Angeles	Compton Police	-	X	X	-	-	X	-	-
Los Angeles	Culver City Police	X	X	X	X	-	X	-	-
Los Angeles	Downey Police	-	-	X	-	-	-	-	-
Los Angeles	El Monte Police	-	X	X	X	X	X	X	X
Los Angeles	Glendale Police	X	X	X	X	-	X	X	X
Los Angeles	Inglewood Police	-	X	X	-	-	-	X	-
Los Angeles	Long Beach Police	X	X	X	X	-	X	X	-
Los Angeles	Los Angeles Police	X	X	X	X	X	X	X	X
Los Angeles	Pasadena Police	X	X	X	X	X	X	X	X
Los Angeles	Pomona Police	X	X	X	X	-	X	X	-
Los Angeles	Santa Monica Police	X	X	X	-	X	X	X	X
Los Angeles	Torrance Police	-	X	X	-	X	X	-	-
Los Angeles	West Covina Police	-	X	X	X	-	X	-	-
Los Angeles	Whittier Police	-	X	X	-	-	X	-	-
Marin	Marin County Sheriff	X	-	X	X	-	X	X	X
Monterey	Monterey County Sheriff	X	X	X	X	-	X	X	X
Monterey	Salinas Police	-	X	X	X	-	X	X	-
Orange	Orange County Sheriff-Coroner	X	X	X	X	X	X	X	-
Orange	Anaheim Police	X	X	X	X	X	X	X	-
Orange	Costa Mesa Police	X	-	X	-	X	X	X	-
Orange	Fullerton Police	X	X	X	X	X	X	X	X
Orange	Garden Grove Police	X	X	X	X	X	X	X	X
Orange	Huntington Beach Police	X	X	X	X	X	X	X	X



Table 26a. - continued

County	Name of agency	Activities in 12-month period ending June 30, 1997				Geographic assignments		Involvement in problem-solving projects by patrol officers	
		Citizen surveys	Citizen training	Community group meetings	Problem-solving partnership	Investi-gators	Patrol officers	Actively encouraged	Included in evaluation
<b>CALIFORNIA (cont.)</b>									
Orange	Irvine Police	X	X	X	X	-	X	X	X
Orange	Newport Beach Police	-	X	X	-	X	X	X	X
Orange	Orange Police	-	X	X	X	-	X	X	X
Orange	Santa Ana Police	X	X	X	X	X	X	X	X
Placer	Placer County Sheriff	X	X	X	X	-	X	X	-
Riverside	Riverside County Sheriff	-	X	X	-	-	X	X	X
Riverside	Corona Police	X	-	X	-	-	-	X	-
Riverside	Riverside Police	X	X	X	X	X	X	X	X
Sacramento	Sacramento County Sheriff	X	X	X	X	X	X	X	X
Sacramento	Sacramento Police	X	X	X	X	X	X	X	-
San Bernardino	San Bernardino County Sheriff	-	-	X	X	X	X	-	-
San Bernardino	Fontana Police	X	-	X	X	-	X	X	X
San Bernardino	Ontario Police	X	X	X	X	-	-	X	X
San Bernardino	Rialto Police	X	X	X	X	-	X	X	X
San Bernardino	San Bernardino Police	X	X	X	X	X	X	X	X
San Diego	San Diego County Sheriff	X	-	X	X	X	X	X	X
San Diego	Chula Vista Police	X	-	X	X	-	X	X	-
San Diego	El Cajon Police	-	X	X	-	-	X	X	X
San Diego	Escondido Police	-	X	X	X	X	X	X	X
San Diego	Oceanside Police	X	X	X	X	X	X	X	X
San Diego	San Diego Police	X	X	X	X	X	X	X	X
San Francisco	San Francisco Police	-	X	X	X	-	X	X	X
San Joaquin	San Joaquin County Sheriff	-	X	X	X	X	X	X	X
San Joaquin	Stockton Police	-	X	X	X	X	X	X	X
San Luis Obispo	San Luis Obispo County Sheriff	-	X	X	-	-	-	-	-
San Mateo	San Mateo County Sheriff	-	X	X	X	X	X	X	-
San Mateo	Daly City Police	-	X	X	-	X	X	X	-
San Mateo	San Mateo Police	X	-	X	X	-	X	X	X
Santa Barbara	Santa Barbara County Sheriff	-	X	X	X	X	X	X	X
Santa Barbara	Santa Barbara Police	X	X	X	X	X	X	X	X
Santa Clara	Santa Clara County Sheriff	X	X	X	X	X	X	X	X
Santa Clara	San Jose Police	-	X	X	X	X	X	-	-
Santa Clara	Santa Clara Police	X	X	X	X	X	X	X	-
Santa Clara	Sunnyvale Police	X	X	X	X	X	X	-	-
Santa Cruz	Santa Cruz County Sheriff	-	X	X	X	-	X	X	X
Shasta	Shasta County Sheriff	-	X	X	X	X	X	-	X
Solano	Vallejo Police	-	X	X	X	-	X	X	-
Sonoma	Sonoma County Sheriff-Coroner	-	X	X	-	X	X	X	X
Sonoma	Santa Rosa Police	-	X	X	X	X	X	X	X
Stanislaus	Stanislaus County Sheriff	-	X	X	X	X	X	X	-
Stanislaus	Modesto Police	X	X	X	X	X	X	X	X
Tulare	Tulare County Sheriff	X	X	X	X	X	X	X	-
Ventura	Ventura County Sheriff	-	X	X	-	X	X	X	-
Ventura	Simi Valley Police	-	-	X	X	X	X	-	-
Ventura	Ventura Police	-	X	X	X	X	X	X	X
<b>COLORADO</b>									
Adams	Adams County Sheriff	X	X	X	X	X	X	X	X
Adams	Westminster Police	-	X	X	X	-	X	X	X
Arapahoe	Aurora Police	X	-	X	X	-	X	X	X
Boulder	Boulder County Sheriff	X	X	X	X	X	X	-	X
Boulder	Boulder Police	X	X	X	X	-	X	X	X
Denver	Denver Police	-	-	X	-	-	-	-	-
Douglas	Douglas County Sheriff	-	-	X	X	-	X	-	X
El Paso	El Paso County Sheriff	X	X	X	X	-	X	X	-
El Paso	Colorado Springs Police	X	-	X	X	X	X	X	X
Jefferson	Jefferson County Sheriff	X	X	X	-	-	X	-	-
Jefferson	Arvada Police	X	X	X	X	-	X	X	X
Jefferson	Lakewood Police	X	X	X	X	X	X	X	X
Larimer	Larimer County Sheriff	X	X	X	X	-	X	-	-
Larimer	Fort Collins Police	X	X	X	X	-	X	X	X
Pueblo	Pueblo Police	-	-	X	-	X	X	X	-
<b>CONNECTICUT</b>									
Fairfield	Bridgeport Police	-	X	X	X	X	X	X	-
Fairfield	Danbury Police	-	X	X	-	X	X	X	-
Fairfield	Greenwich Police	-	-	X	-	X	X	X	-
Fairfield	Norwalk Police	X	X	X	X	-	X	-	-
Fairfield	Stamford Police	X	X	X	X	-	X	-	-
Hartford	Bristol Police	-	X	X	X	X	X	-	-
Hartford	East Hartford Police	X	X	X	X	-	X	X	-
Hartford	Hartford Police	X	X	X	X	-	X	X	-
Hartford	Manchester Police	X	-	X	X	-	X	-	-
Hartford	New Britain Police	X	-	X	X	-	-	-	-
New Haven	Meriden Police	-	X	X	X	-	X	X	-
New Haven	Milford Police	-	-	X	-	-	-	-	-
New Haven	New Haven Police	X	-	X	X	-	X	X	-
New Haven	Waterbury Police	-	-	X	-	X	-	-	X
New Haven	West Haven Police	-	X	X	-	-	X	-	-

**Table 26a. - continued**

County	Name of agency	Activities in 12-month period ending June 30, 1997				Geographic assignments		Involvement in problem-solving projects by patrol officers	
		Citizen surveys	Citizen training	Community group meetings	Problem-solving partnership	Investi-gators	Patrol officers	Actively encouraged	Included in evaluation
<b>DELAWARE</b>									
New Castle	New Castle County Police	X	X	X	-	X	X	X	X
New Castle	Wilmington Police	-	X	X	X	-	X	X	-
<b>DISTRICT OF COLUMBIA</b>									
Washington, DC	Washington Metropolitan Police	-	X	X	X	X	X	X	X
<b>FLORIDA</b>									
Alachua	Alachua County Sheriff	X	X	X	X	X	X	-	-
Alachua	Gainesville Police	X	X	X	X	X	X	-	X
Bay	Bay County Sheriff	X	-	X	-	X	X	-	-
Brevard	Brevard County Sheriff	X	X	X	X	X	X	X	-
Brevard	Melbourne Police	X	X	X	X	X	X	X	X
Brevard	Palm Bay Police	-	-	X	X	-	X	X	X
Broward	Broward County Sheriff	X	X	X	X	X	X	X	-
Broward	Coral Springs Police	X	X	X	X	X	X	X	X
Broward	Davie Police	-	X	X	X	-	X	-	-
Broward	Fort Lauderdale Police	X	-	X	-	-	X	X	-
Broward	Hollywood Police	-	-	X	-	X	X	X	-
Broward	Margate Police	X	-	X	-	X	X	X	X
Broward	Miramar Police	X	X	X	X	X	X	X	X
Broward	Pembroke Pines Police	-	X	X	X	X	X	-	-
Broward	Plantation Police	-	-	X	X	X	X	X	X
Broward	Pompano Beach Police	-	X	X	X	X	X	X	-
Broward	Sunrise Police	X	X	X	X	X	X	X	X
Charlotte	Charlotte County Sheriff	X	-	X	-	X	X	-	-
Citrus	Citrus County Sheriff	X	X	X	X	X	X	X	-
Clay	Clay County Sheriff	X	X	X	X	X	X	X	X
Collier	Collier County Sheriff	X	X	X	X	X	X	X	-
Dade	Metro-Dade Police	X	X	X	-	X	X	X	X
Dade	Coral Gables Police	X	X	X	X	-	X	-	-
Dade	Hialeah Police	-	-	X	-	X	X	-	-
Dade	Miami Police	-	X	X	X	X	X	X	X
Dade	Miami Beach Police	-	X	X	-	X	X	-	-
Duval	Jacksonville Sheriff	X	X	X	X	X	X	X	X
Escambia	Escambia County Sheriff	X	X	X	X	X	X	X	X
Escambia	Pensacola Police	X	X	X	X	X	X	X	-
Hernando	Hernando County Sheriff	X	X	X	X	-	-	-	-
Hillsborough	Hillsborough County Sheriff	X	X	X	X	X	X	X	X
Hillsborough	Tampa Police	X	X	X	X	-	X	-	-
Indian River	Indian River County Sheriff	X	X	X	X	-	X	X	-
Lake	Lake County Sheriff	X	-	X	-	X	-	-	-
Lee	Lee County Sheriff	X	-	X	-	X	X	X	-
Lee	Cape Coral Police	-	-	X	-	X	X	-	-
Lee	Fort Myers Police	X	X	X	X	-	X	X	-
Leon	Leon County Sheriff	X	X	X	-	-	-	-	-
Leon	Tallahassee Police	X	-	X	X	-	-	X	-
Manatee	Manatee County Sheriff	X	X	X	X	X	X	X	X
Marion	Marion County Sheriff	-	X	X	X	X	X	-	-
Marion	Ocala Police	X	X	X	-	-	X	X	-
Martin	Martin County Sheriff	-	X	X	-	-	X	-	-
Monroe	Monroe County Sheriff	X	-	X	-	X	X	-	X
Okaloosa	Okaloosa County Sheriff	X	-	X	-	-	X	-	-
Orange	Orange County Sheriff	X	X	X	X	X	X	-	-
Orange	Orlando Police	-	X	X	-	X	X	-	-
Osceola	Osceola County Sheriff	X	X	X	X	X	X	-	-
Palm Beach	Palm Beach County Sheriff	X	X	X	X	X	X	-	X
Palm Beach	Boca Raton Police	X	-	X	-	-	X	X	-
Palm Beach	Boynton Beach Police	-	-	X	X	X	X	-	-
Palm Beach	Delray Beach Police	X	X	X	-	X	X	X	-
Palm Beach	West Palm Beach Police	X	X	X	X	X	X	X	X
Pasco	Pasco County Sheriff	-	X	X	-	X	X	-	-
Pinellas	Pinellas County Sheriff	X	-	X	X	-	X	-	-
Pinellas	Clearwater Police	X	X	X	X	X	X	-	-
Pinellas	Largo Police	X	X	X	X	-	X	-	-
Pinellas	St. Petersburg Police	X	X	X	X	X	X	X	X
Polk	Polk County Sheriff	X	X	X	X	X	X	-	X
Polk	Lakeland Police	X	X	X	X	X	-	-	-
St. John	St. John County Sheriff	-	X	X	X	-	X	X	-
St. Lucie	St. Lucie County Sheriff	X	X	X	X	X	X	X	X
St. Lucie	Fort Pierce Police	-	X	X	-	-	X	-	-
St. Lucie	Port St. Lucie Police	X	X	X	X	X	X	X	X
Santa Rosa	Santa Rosa County Sheriff	X	X	X	X	X	X	-	-
Sarasota	Sarasota County Sheriff	X	X	X	X	X	X	-	X
Sarasota	Sarasota Police	-	X	X	X	-	X	X	-
Seminole	Seminole County Sheriff	X	X	X	X	X	X	X	X
Volusia	Volusia County Sheriff	X	-	X	-	X	X	-	-
Volusia	Daytona Beach Police	X	-	X	-	X	X	X	-

**Table 26a. - continued**

County	Name of agency	Activities in 12-month period ending June 30, 1997				Geographic assignments		Involvement in problem-solving projects by patrol officers	
		Citizen surveys	Citizen training	Community group meetings	Problem-solving partnership	Investi-gators	Patrol officers	Actively encouraged	Included in evaluation
<b>GEORGIA</b>									
Bibb	Bibb County Sheriff	-	-	X	-	-	X	-	-
Bibb	Macon Police	X	X	X	-	X	X	-	-
Chatham	Chatham County Police	X	-	X	-	X	X	-	-
Chatham	Savannah Police	-	X	X	-	X	X	X	-
Cherokee	Cherokee County Sheriff	-	-	-	-	-	X	-	-
Clarke	Athens-Clarke County Police	X	-	X	X	-	X	-	-
Clayton	Clayton County Police	-	-	X	-	X	X	-	-
Cobb	Cobb County Police	-	-	X	X	-	X	X	-
Cobb	Cobb County Sheriff	-	-	-	-	-	-	-	-
Cobb	Marietta Police	-	-	X	-	-	X	-	-
Columbia	Columbia County Sheriff	X	X	X	-	-	X	-	X
De Kalb	De Kalb County Police	-	X	X	X	-	X	X	X
Dougherty	Albany Police	-	-	X	X	-	X	X	-
Douglas	Douglas County Sheriff	X	-	X	-	-	X	-	-
Fulton	Fulton County Police	X	-	X	-	X	X	-	-
Fulton	Atlanta Police	-	-	X	-	X	X	-	-
Fulton	East Point Police	X	X	X	X	-	X	X	-
Gwinnett	Gwinnett County Police	X	X	X	X	-	X	-	-
Hall	Hall County Sheriff	X	-	X	-	-	X	-	X
Muscogee	Columbus Police	X	-	X	X	X	X	-	-
Richmond	Augusta-Richmond Co. Sheriff	-	-	X	-	X	X	-	-
<b>HAWAII</b>									
Hawaii	Hawaii County Police	X	X	X	X	-	X	-	-
Honolulu	Honolulu Police	-	-	X	X	-	X	-	X
Kauai	Kauai County Police	X	X	X	-	-	X	-	-
Maui	Maui County Police	-	X	X	-	X	X	-	-
<b>IDAHO</b>									
Ada	Ada County Sheriff	-	-	X	-	-	-	-	-
Ada	Boise Police	X	X	X	X	-	-	X	X
<b>ILLINOIS</b>									
Champaign	Champaign Police	X	X	X	X	-	X	X	X
Cook	Cook County Sheriff	-	X	X	X	X	X	-	-
Cook	Arlington Heights Police	X	-	X	X	-	-	-	-
Cook	Chicago Police	X	X	X	X	X	X	X	-
Cook	Cicero Police	-	-	X	X	-	X	-	-
Cook	Evanston Police	X	X	X	X	-	X	X	X
Cook	Oak Lawn Police	-	X	X	X	X	X	X	X
Cook	Oak Park Police	X	X	X	X	-	X	X	X
Cook	Schaumburg Police	X	-	X	-	-	X	X	-
Cook	Skokie Police	X	-	X	X	-	X	X	-
Du Page	Naperville Police	X	X	X	X	-	X	X	X
Kane	Aurora Police	X	-	X	-	-	X	X	-
Kane	Elgin Police	-	X	X	X	X	X	X	-
Lake	Lake County Sheriff	X	-	X	-	X	X	-	-
Lake	Waukegan Police	X	X	X	X	-	X	-	-
Macon	Decatur Police	-	X	X	X	-	X	X	X
Peoria	Peoria Police	-	X	X	X	-	X	X	X
Sangamon	Springfield Police	X	-	X	X	-	X	X	-
Will	Will County Sheriff	-	X	X	X	X	X	-	-
Will	Joliet Police	-	X	X	X	-	X	X	-
Winnebago	Winnebago County Sheriff	-	-	X	-	-	X	-	-
Winnebago	Rockford Police	-	-	X	-	-	X	-	-
<b>INDIANA</b>									
Allen	Fort Wayne Police	X	X	X	X	X	X	X	-
Delaware	Muncie Police	-	-	X	-	X	X	X	X
Elkhart	Elkhart Police	X	X	X	-	-	X	X	-
Howard	Kokomo Police	X	-	X	X	-	X	X	-
Lake	Lake County Sheriff	-	-	X	-	-	-	-	-
Lake	East Chicago Police	X	X	X	X	-	X	-	-
Lake	Gary Police	-	X	X	X	X	X	X	-
Lake	Hammond Police	X	X	X	X	-	X	-	-
Madison	Anderson Police	X	X	X	X	-	X	-	-
Marion	Marion County Sheriff	X	X	X	X	X	X	-	X
Marion	Indianapolis Police	X	-	X	X	-	X	X	-
St. Joseph	South Bend Police	X	X	X	-	-	X	-	-
Vanderburgh	Vanderburgh County Sheriff	-	-	X	-	-	X	-	-
Vanderburgh	Evansville Police	X	X	X	X	-	X	X	-
Vigo	Terre Haute Police	-	X	X	X	X	-	-	-

**Table 26a. - continued**

County	Name of agency	Activities in 12-month period ending June 30, 1997				Geographic assignments		Involvement in problem-solving projects by patrol officers	
		Citizen surveys	Citizen training	Community group meetings	Problem-solving partnership	Investi-gators	Patrol officers	Actively encouraged	Included in evaluation
<b>IOWA</b>									
Black Hawk	Waterloo Police	-	X	X	-	-	X	X	-
Linn	Cedar Rapids Police	-	-	X	-	-	-	-	-
Polk	Des Moines Police	X	X	X	-	-	X	X	X
Scott	Davenport Police	-	-	X	-	X	X	-	-
Woodbury	Sioux City Police	X	-	X	X	-	X	X	X
<b>KANSAS</b>									
Douglas	Lawrence Police	X	X	X	X	-	-	-	-
Johnson	Johnson County Sheriff	-	-	X	-	-	X	X	-
Johnson	Olathe Police	-	X	X	-	-	-	-	-
Johnson	Overland Park Police	X	X	X	-	-	X	-	-
Sedgwick	Sedgwick County Sheriff	X	X	X	X	-	X	X	-
Sedgwick	Wichita Police	-	-	X	-	X	X	X	X
Shawnee	Shawnee County Sheriff	-	-	-	X	-	-	-	-
Shawnee	Topeka Police	X	X	X	X	-	X	-	-
Wyandotte	Kansas City Police	-	-	X	X	-	X	-	-
<b>KENTUCKY</b>									
Fayette	Lexington-Fayette County Police	X	-	X	-	X	X	-	-
Jefferson	Jefferson County Police	-	X	X	X	X	X	X	X
Jefferson	Jefferson County Sheriff	-	-	X	-	-	X	-	-
Jefferson	Louisville Police	-	X	X	-	-	-	X	-
Kenton	Covington Police	X	X	X	X	X	X	X	X
<b>LOUISIANA</b>									
Ascension	Ascension Parish Sheriff	-	-	X	X	-	-	X	-
Bossier	Bossier Police	-	-	X	-	-	X	-	-
Caddo	Caddo Parish Sheriff	-	-	X	X	X	X	X	-
Caddo	Shreveport Police	X	X	X	-	X	X	X	-
Calcasieu	Calcasieu Parish Sheriff	X	X	X	X	X	X	-	X
Calcasieu	Lake Charles Police	X	X	X	-	-	X	X	-
E. Baton Rouge	E. Baton Rouge Parish Sheriff	X	-	X	X	-	X	X	-
E. Baton Rouge	Baton Rouge Police	X	X	X	X	X	X	-	X
Jefferson	Kenner Police	X	X	X	-	-	-	X	-
Lafayette	Lafayette Parish Sheriff	-	-	X	-	X	X	-	X
Lafourche	Lafourche Parish Sheriff	-	-	X	-	-	X	-	-
Orleans	New Orleans Police	-	-	X	-	X	X	-	-
Ouachita	Ouachita Parish Sheriff	X	-	X	-	X	X	-	X
Ouachita	Monroe Police	X	X	X	X	-	X	-	-
Rapides	Alexandria Police	-	X	X	X	-	X	-	-
St. Bernard	St. Bernard Parish Sheriff	-	-	X	-	-	X	X	-
St. Charles	St. Charles Parish Sheriff	-	-	X	X	-	-	X	-
St. John the Baptist	St. John the Baptist Sheriff	-	X	X	-	-	X	-	-
St. Landry	St. Landry Parish Sheriff	X	X	X	-	-	X	X	-
St. Tammany	St. Tammany Parish Sheriff	-	-	X	-	X	X	-	-
Terrebonne	Terrebonne Parish Sheriff	-	-	X	-	-	X	-	-
<b>MARYLAND</b>									
Anne Arundel	Anne Arundel County Police	X	X	X	X	X	X	-	X
Anne Arundel	Annapolis Police	X	X	X	-	-	X	-	-
Baltimore(city)	Baltimore Police	X	X	X	X	X	X	X	-
Baltimore	Baltimore County Police	X	X	X	X	X	X	X	X
Charles	Charles County Sheriff	X	X	X	X	-	X	X	X
Harford	Harford County Sheriff	-	X	X	X	-	X	X	X
Howard	Howard County Police	X	X	X	X	X	X	X	X
Montgomery	Montgomery County Police	-	X	X	X	X	X	X	-
Prince George's	Prince George's County Police	-	-	X	-	-	X	-	-
<b>MASSACHUSETTS</b>									
Bristol	Fall River Police	-	-	X	-	X	X	-	-
Bristol	New Bedford Police	X	-	X	-	-	X	-	-
Essex	Lawrence Police	X	X	X	X	-	X	X	-
Essex	Lynn Police	-	-	X	-	-	-	-	-
Hampden	Chicopee Police	X	X	X	X	-	X	X	-
Hampden	Holyoke Police	X	X	X	X	-	X	-	-
Hampden	Springfield Police	X	X	X	X	X	X	X	X
Middlesex	Cambridge Police	-	X	X	X	X	-	-	-
Middlesex	Framingham Police	X	X	X	X	-	X	X	-
Middlesex	Lowell Police	X	-	X	-	X	X	X	-
Middlesex	Malden Police	-	-	X	-	-	-	-	-
Middlesex	Medford Police	X	X	X	X	-	X	X	-
Middlesex	Newton Police	X	X	X	X	-	X	X	-
Middlesex	Somerville Police	X	-	X	-	-	-	-	-
Middlesex	Waltham Police	X	X	X	X	X	X	X	X

**Table 26a. - continued**

County	Name of agency	Activities in 12-month period ending June 30, 1997				Geographic assignments		Involvement in problem-solving projects by patrol officers	
		Citizen surveys	Citizen training	Community group meetings	Problem-solving partnership	Investi-gators	Patrol officers	Actively encouraged	Included in evaluation
<b>MASSACHUSETTS (cont.)</b>									
Norfolk	Brookline Police	X	X	X	X	X	X	X	X
Norfolk	Quincy Police	X	X	X	X	-	X	X	X
Plymouth	Brockton Police	-	X	X	X	-	X	X	-
Suffolk	Boston Police	X	X	X	X	X	X	-	-
Suffolk	Revere Police	X	X	X	X	-	X	X	-
Worcester	Worcester Police	-	X	X	X	-	X	X	-
<b>MICHIGAN</b>									
Calhoun	Battle Creek Police	-	-	X	X	-	X	X	-
Genesee	Flint Police	X	X	X	X	-	X	X	X
Ingham	Lansing Police	X	X	X	X	X	X	-	-
Kalamazoo	Kalamazoo Police	-	X	X	-	X	X	-	-
Kent	Kent County Sheriff	X	X	X	X	X	X	-	-
Kent	Grand Rapids Police	X	-	X	-	-	-	X	-
Macomb	Macomb County Sheriff	-	X	X	X	X	X	X	X
Macomb	Sterling Heights Police	X	-	X	X	X	-	-	-
Macomb	Warren Police	-	-	X	X	-	X	-	-
Oakland	Oakland County Sheriff	-	X	X	X	X	X	-	-
Oakland	Farmington Hills Police	X	X	X	X	-	X	-	-
Oakland	Pontiac Police	-	X	X	X	X	-	-	-
Oakland	Southfield Police	X	X	X	X	-	X	X	-
Oakland	Troy Police	-	X	X	X	X	X	X	X
Saginaw	Saginaw Police	-	X	X	X	-	-	-	-
Washtenaw	Washtenaw County Sheriff	-	X	X	X	-	X	-	-
Washtenaw	Ann Arbor Police	X	X	X	X	X	X	X	X
Wayne	Wayne County Sheriff	X	-	X	X	-	X	X	X
Wayne	Dearborn Police	X	-	X	X	X	X	X	X
Wayne	Detroit Police	-	X	-	-	-	X	-	-
Wayne	Livonia Police	-	-	X	-	-	X	-	-
Wayne	Taylor Police	-	-	X	-	-	-	-	-
Wayne	Westland Police	-	-	X	-	X	X	X	-
<b>MINNESOTA</b>									
Hennepin	Bloomington Police	-	X	X	X	-	X	X	-
Hennepin	Minneapolis Police	X	X	X	X	X	X	X	X
Ramsey	Ramsey County Sheriff	-	X	X	X	-	X	-	-
Ramsey	St. Paul Police	-	X	X	X	X	X	X	X
St. Louis	Duluth Police	-	-	X	X	-	X	X	-
<b>MISSISSIPPI</b>									
Forrest	Hattiesburg Police	-	-	X	-	-	X	X	X
Harrison	Biloxi Police	-	-	X	X	-	X	X	-
Harrison	Gulfport Police	X	X	X	X	-	X	-	-
Hinds	Jackson Police	X	-	X	X	X	-	-	-
Jackson	Jackson County Sheriff	-	-	X	-	-	X	-	-
<b>MISSOURI</b>									
Boone	Columbia Police	X	X	X	X	-	X	-	X
Buchanan	St. Joseph Police	X	X	X	X	X	X	X	X
Greene	Springfield Police	X	-	X	X	X	X	X	-
Jackson	Independence Police	X	X	X	X	X	X	X	X
Jackson	Kansas City Police	X	X	X	X	-	X	X	-
Jefferson	Jefferson County Sheriff	X	-	X	X	X	X	X	-
St. Charles	St. Charles County Sheriff	X	X	X	X	X	X	-	-
St. Louis(city)	St. Louis Police	X	X	X	X	X	X	X	X
St. Louis	St. Louis County Police	X	X	X	X	X	X	X	-
<b>MONTANA</b>									
Yellowstone	Billings Police	X	X	X	X	-	X	X	-
<b>NEBRASKA</b>									
Douglas	Omaha Police	-	X	X	X	-	X	X	-
Lancaster	Lincoln Police	X	X	X	X	X	X	X	X
<b>NEVADA</b>									
Clark	Las Vegas Metropolitan Police	X	X	X	-	-	X	X	X
Clark	North Las Vegas Police	X	-	X	-	-	-	-	-
Nye	Nye County Sheriff	X	X	X	-	-	X	-	X
Washoe	Washoe County Sheriff	X	X	X	-	-	X	X	-
Washoe	Reno Police	X	X	X	X	-	-	X	X

**Table 26a. - continued**

County	Name of agency	Activities in 12-month period ending June 30, 1997				Geographic assignments		Involvement in problem-solving projects by patrol officers	
		Citizen surveys	Citizen training	Community group meetings	Problem-solving partnership	Investigators	Patrol officers	Actively encouraged	Included in evaluation
<b>NEW HAMPSHIRE</b>									
Hillsborough	Manchester Police	X	X	X	X	-	-	-	-
Hillsborough	Nashua Police	X	X	X	X	-	X	X	-
<b>NEW JERSEY</b>									
Atlantic	Atlantic City Police	-	-	X	-	-	X	X	-
Camden	Camden Police	-	-	X	X	X	X	X	X
Camden	Cherry Hill Police	X	-	X	X	-	X	-	-
Essex	Bloomfield Police	-	X	X	-	-	X	-	-
Essex	East Orange Police	-	X	X	X	X	X	X	X
Essex	Irvington Police	-	-	X	X	-	-	-	-
Essex	Newark Police	X	X	X	X	X	X	X	X
Essex	West Orange Police	-	X	X	X	-	-	-	-
Hudson	Hudson County Sheriff	-	-	-	-	-	X	-	-
Hudson	Bayonne Police	-	-	X	X	-	X	X	X
Hudson	Hoboken Police	-	X	X	X	-	X	X	-
Hudson	Jersey City Police	-	-	X	-	-	X	-	-
Hudson	North Bergen Police	X	X	X	X	-	X	X	-
Hudson	Union City Police	-	-	X	-	-	X	-	-
Hudson	West New York Police	-	-	X	-	-	X	-	-
Mercer	Hamilton Police	-	X	X	X	-	X	-	X
Mercer	Trenton Police	-	X	X	X	-	X	-	-
Middlesex	Edison Police	-	X	X	X	-	X	-	-
Middlesex	New Brunswick Police	-	-	X	X	-	X	-	X
Middlesex	Perth Amboy Police	X	X	X	X	-	X	X	-
Middlesex	Woodbridge Police	-	-	X	-	-	-	-	-
Monmouth	Long Branch Police	X	-	X	-	-	X	-	-
Morris	Parsippany Police	-	-	X	-	-	-	-	-
Ocean	Brick Township Police	X	X	X	X	X	X	X	-
Ocean	Dover Township Police	X	X	X	-	X	X	X	X
Passaic	Passaic County Sheriff	-	-	-	-	-	-	-	-
Passaic	Clifton Police	-	X	-	-	-	X	-	-
Passaic	Passaic Police	X	-	X	X	-	X	-	-
Passaic	Wayne Police	-	-	X	-	-	-	-	-
Union	Union County Sheriff	X	-	X	-	-	-	-	X
Union	Elizabeth Police	-	-	X	X	-	X	X	-
Union	Linden Police	-	X	X	X	X	X	X	X
Union	Plainfield Police	X	X	X	X	-	X	X	-
Union	Union Police	-	-	X	X	-	X	-	-
<b>NEW MEXICO</b>									
Bernalillo	Bernalillo County Sheriff	X	X	X	X	X	-	-	X
Bernalillo	Albuquerque Police	X	X	X	X	X	X	X	X
Dona Ana	Las Cruces Police	-	X	X	X	-	X	X	-
Santa Fe	Santa Fe Police	X	X	X	X	-	X	X	-
<b>NEW YORK</b>									
Albany	Albany Police	X	X	X	-	X	X	X	-
Albany	Colonie Police	X	-	X	-	-	X	X	-
Broome	Binghamton Police	-	X	X	-	-	X	-	-
Dutchess	Dutchess County Sheriff	-	-	X	-	X	X	-	X
Erie	Erie County Sheriff	-	-	X	X	X	X	-	-
Erie	Amherst Police	X	X	X	-	-	-	-	X
Erie	Buffalo Police	X	X	X	X	-	X	X	-
Erie	Cheektowaga Police	X	X	X	X	-	X	-	-
Erie	Tonawanda Police	-	X	X	X	-	X	X	-
Monroe	Monroe County Sheriff	X	-	X	X	X	X	-	-
Monroe	Rochester Police	X	X	X	X	X	X	X	-
Nassau	Nassau County Police	-	X	X	X	-	X	X	-
Nassau	Hempstead Police	X	X	X	X	-	X	-	-
New York City	New York City Police	-	X	X	X	X	X	X	X
Niagara	Niagara County Sheriff	-	-	X	-	-	X	-	-
Niagara	Niagara Falls Police	-	X	X	-	X	X	-	-
Onondaga	Onondaga County Sheriff	X	X	X	-	X	X	-	-
Onondaga	Syracuse Police	X	X	X	X	-	X	-	-
Oswego	Oswego County Sheriff	X	-	X	-	X	X	X	-
Rensselaer	Troy Police	-	-	X	-	-	X	-	-
Rockland	Clarkstown Police	-	-	X	X	-	X	-	-
Rockland	Ramapo Police	X	-	X	-	-	X	-	-
Schenectady	Schenectady Police	-	-	X	X	-	X	X	-
Suffolk	Suffolk County Police	X	X	X	X	X	X	X	-
Westchester	Westchester County Police	X	-	-	-	-	X	-	-
Westchester	Greenburgh Police	X	-	X	-	-	X	-	-
Westchester	Mt. Vernon Police	-	-	X	-	-	X	-	-
Westchester	New Rochelle Police	X	X	X	X	-	X	X	-
Westchester	White Plains Police	-	-	X	X	-	X	X	-
Westchester	Yonkers Police	-	-	X	X	-	-	-	-

Table 26a. - continued

County	Name of agency	Activities in 12-month period ending June 30, 1997				Geographic assignments		Involvement in problem-solving projects by patrol officers	
		Citizen surveys	Citizen training	Community group meetings	Problem-solving partnership	Investi-gators	Patrol officers	Actively encouraged	Included in evaluation
<b>NORTH CAROLINA</b>									
Alamance	Burlington Police	X	X	X	X	-	X	-	-
Buncombe	Buncombe County Sheriff	-	X	X	-	X	X	X	X
Buncombe	Asheville Police	X	X	X	X	-	X	X	X
Cabarrus	Cabarrus County Sheriff	-	X	X	-	-	X	-	-
Cumberland	Cumberland County Sheriff	X	X	X	X	-	X	X	-
Cumberland	Fayetteville Police	X	X	X	X	-	X	X	X
Durham	Durham Police	-	X	X	-	-	-	-	-
Forsyth	Winston-Salem Police	X	X	X	X	-	X	X	X
Gaston	Gaston County Police	X	-	X	-	-	X	X	-
Gaston	Gastonia Police	X	X	X	X	-	-	-	-
Guilford	Guilford County Sheriff	X	X	X	X	X	X	X	X
Guilford	Greensboro Police	-	-	X	X	-	X	X	-
Guilford	High Point Police	-	X	X	X	X	X	-	-
Mecklenburg	Charlotte-Mecklenburg Police	X	X	X	X	X	X	X	X
Nash	Rocky Mount Police	-	X	X	X	-	X	X	-
New Hanover	Wilmington Police	-	X	X	-	-	X	-	-
Pitt	Greenville Police	-	-	X	-	-	X	-	-
Wake	Wake County Sheriff	-	-	X	-	X	X	-	-
Wake	Raleigh Police	X	X	X	X	-	X	X	X
<b>OHIO</b>									
Butler	Butler County Sheriff	X	X	X	X	X	X	X	X
Butler	Hamilton Police	X	X	X	X	-	X	X	X
Cuyahoga	Cleveland Police	X	X	X	X	X	X	-	-
Cuyahoga	Euclid Police	X	X	X	X	-	X	-	X
Franklin	Franklin County Sheriff	-	X	X	-	-	-	-	-
Franklin	Columbus Police	X	X	X	-	X	X	-	-
Hamilton	Hamilton County Sheriff	-	-	X	X	-	X	X	-
Hamilton	Cincinnati Police	X	X	X	-	X	X	-	-
Lorain	Lorain Police	-	-	X	X	-	X	X	-
Lucas	Toledo Police	X	X	X	X	-	X	X	-
Mahoning	Youngstown Police	-	-	X	X	-	X	X	X
Montgomery	Dayton Police	-	X	X	-	-	X	-	-
Stark	Canton Police	-	X	X	-	-	X	-	-
Summit	Akron Police	-	X	X	X	X	X	-	-
<b>OKLAHOMA</b>									
Cleveland	Norman Police	-	X	X	X	-	X	-	X
Comanche	Lawton Police	-	-	X	-	X	X	-	-
Oklahoma	Oklahoma County Sheriff	X	X	X	X	X	X	-	X
Oklahoma	Oklahoma City Police	-	X	X	X	X	X	-	-
Tulsa	Tulsa County Sheriff	X	-	X	X	X	X	X	-
Tulsa	Tulsa Police	-	X	X	-	X	X	X	X
<b>OREGON</b>									
Clackamas	Clackamas County Sheriff	-	X	X	X	-	X	-	-
Lane	Lane County Sheriff	X	X	X	X	-	-	-	X
Lane	Eugene Police	X	X	X	X	X	X	-	X
Linn	Linn County Sheriff	-	X	X	X	-	X	-	-
Marion	Salem Police	X	-	X	-	-	X	X	-
Multnomah	Portland Police	X	X	X	X	X	X	X	-
Washington	Washington County Sheriff	X	-	X	-	X	X	-	-
<b>PENNSYLVANIA</b>									
Allegheny	Allegheny County Police	-	-	X	-	X	-	-	-
Allegheny	Pittsburgh Police	-	X	X	-	X	X	-	-
Berks	Reading Police	-	-	X	X	-	X	-	-
Dauphin	Harrisburg Police	X	X	X	-	-	X	X	-
Delaware	Upper Darby Township Police	-	-	X	-	-	-	-	-
Erie	Erie Police	-	X	X	X	-	X	X	-
Lancaster	Lancaster Police	X	X	X	-	-	X	X	-
Lehigh	Allentown Police	-	X	X	X	-	X	-	X
Montgomery	Lower Merion Township Police	X	X	X	-	-	X	X	-
Northampton	Bethlehem Police	-	-	X	X	-	X	-	-
Philadelphia	Philadelphia Police	X	X	X	X	X	X	-	X
<b>RHODE ISLAND</b>									
Kent	Warwick Police	-	X	X	X	X	X	X	-
Providence	Cranston Police	-	-	X	-	X	X	-	-
Providence	Pawtucket Police	X	X	X	X	X	X	-	-
Providence	Providence Police	X	-	X	X	X	X	-	X
Providence	Woonsocket Police	-	X	X	-	-	X	-	-

**Table 26a. - continued**

County	Name of agency	Activities in 12-month period ending June 30, 1997				Geographic assignments		Involvement in problem-solving projects by patrol officers	
		Citizen surveys	Citizen training	Community group meetings	Problem-solving partnership	Investi-gators	Patrol officers	Actively encouraged	Included in evaluation
<b>SOUTH CAROLINA</b>									
Anderson	Anderson County Sheriff	-	-	X	X	X	X	X	X
Beaufort	Beaufort County Sheriff	-	X	X	-	-	X	-	-
Charleston	Charleston County Sheriff	-	-	X	X	X	X	X	X
Charleston	Charleston Police	X	X	X	-	X	X	X	-
Greenville	Greenville County Sheriff	-	-	X	X	X	-	-	-
Greenville	Greenville Police	X	-	X	X	X	X	-	-
Horry	Horry County Police	X	X	X	X	X	X	-	-
Horry	Myrtle Beach Police	-	-	X	-	-	X	X	-
Richland	Richland County Sheriff	-	-	X	X	X	X	-	-
Richland	Columbia Police	X	X	X	X	X	X	X	X
Spartanburg	Spartanburg County Sheriff	X	X	X	X	X	X	X	X
Spartanburg	Spartanburg Police	X	-	X	X	-	X	X	-
<b>SOUTH DAKOTA</b>									
Minnehaha	Sioux Falls Police	-	X	X	-	-	X	X	-
<b>TENNESSEE</b>									
Davidson	Nashville Metropolitan Police	X	X	X	X	X	X	-	-
Hamilton	Hamilton County Sheriff	-	-	X	-	X	X	-	-
Hamilton	Chattanooga Police	-	-	X	X	X	X	X	-
Knox	Knox County Sheriff	-	-	X	-	-	-	-	-
Knox	Knoxville Police	X	X	X	X	X	X	X	X
Madison	Jackson Police	X	-	X	-	-	X	-	-
Montgomery	Clarksville Police	X	-	X	-	-	-	-	-
Rutherford	Murfreesboro Police	X	X	X	X	-	X	X	X
Shelby	Memphis Police	-	X	X	X	-	X	-	X
Sullivan	Sullivan County Sheriff	X	X	X	X	-	-	X	-
Washington	Johnson City Police	X	X	X	X	X	X	X	-
<b>TEXAS</b>									
Bell	Killeen Police	X	X	X	-	-	X	-	-
Bell	Temple Police	X	X	X	X	-	X	X	-
Bexar	Bexar County Sheriff	X	X	X	X	X	X	-	-
Bexar	San Antonio Police	-	X	X	-	X	X	-	-
Cameron	Brownsville Police	-	-	X	X	-	X	-	-
Cameron	Harlingen Police	-	-	X	-	-	-	-	X
Collin	Plano Police	X	-	X	-	-	X	-	-
Dallas	Carrollton Police	X	-	X	-	-	X	X	-
Dallas	Dallas Police	-	X	X	X	X	X	-	-
Dallas	Garland Police	X	X	X	X	-	X	X	X
Dallas	Grand Prairie Police	-	X	X	-	X	X	X	X
Dallas	Irving Police	-	X	X	X	-	X	-	-
Dallas	Mesquite Police	-	X	X	X	-	X	-	-
Dallas	Richardson Police	X	X	X	X	-	X	X	X
Denton	Denton Police	X	X	X	X	-	X	X	X
Ector	Odessa Police	-	X	X	X	-	X	-	-
El Paso	El Paso Police	X	X	X	X	X	X	X	X
Fort Bend	Fort Bend County Sheriff	-	-	X	X	-	X	-	-
Gregg	Longview Police	-	X	X	X	X	X	-	X
Harris	Harris County Sheriff	-	X	X	-	-	X	-	-
Harris	Baytown Police	-	X	X	X	-	X	X	X
Harris	Houston Police	X	X	X	-	X	X	-	-
Harris	Pasadena Police	-	-	X	-	-	X	X	-
Hidalgo	Hidalgo County Sheriff	X	-	X	X	X	X	-	-
Hidalgo	McAllen Police	X	-	X	-	X	X	-	X
Jefferson	Beaumont Police	X	X	X	X	X	X	X	X
Jefferson	Port Arthur Police	-	X	X	-	-	X	X	-
Lubbock	Lubbock Police	-	-	X	-	-	X	X	-
McLennan	Waco Police	-	X	X	X	X	X	-	X
Midland	Midland Police	X	X	X	-	-	X	X	X
Nueces	Corpus Christi Police	-	X	X	X	-	-	-	-
Potter	Amarillo Police	-	X	X	-	-	-	X	X
Smith	Tyler Police	-	X	X	X	X	X	X	X
Tarrant	Tarrant County Sheriff	-	X	X	-	-	X	X	-
Tarrant	Arlington Police	X	X	X	X	X	X	X	X
Tarrant	Fort Worth Police	X	X	X	X	-	X	-	-
Taylor	Abilene Police	X	-	X	-	-	X	X	-
Tom Green	San Angelo Police	-	X	X	-	-	X	X	-
Travis	Travis County Sheriff	-	X	X	X	X	X	-	-
Travis	Austin Police	X	X	X	X	X	X	X	-
Webb	Laredo Police	X	-	X	X	X	X	-	-
Wichita	Wichita Falls Police	X	X	X	-	-	X	-	-
Williamson	Williamson County Sheriff	-	-	X	-	-	X	-	-



**Table 26a. - continued**

County	Name of agency	Activities in 12-month period ending June 30, 1997				Geographic assignments		Involvement in problem-solving projects by patrol officers	
		Citizen surveys	Citizen training	Community group meetings	Problem-solving partnership	Investi-gators	Patrol officers	Actively encouraged	Included in evaluation
<b>UTAH</b>									
Salt Lake	Salt Lake City Police	X	X	X	X	-	X	X	-
Salt Lake	West Valley City Police	X	X	X	-	-	X	X	-
Weber	Ogden Police	X	X	X	X	X	X	X	X
<b>VIRGINIA</b>									
Alexandria(city)	Alexandria Police	X	X	X	X	-	X	-	-
Arlington	Arlington County Police	X	-	X	-	X	X	-	X
Chesapeake(city)	Chesapeake Police	X	X	X	X	-	X	X	-
Chesterfield	Chesterfield County Police	-	X	X	X	X	X	X	X
Danville(city)	Danville Police	X	X	X	X	-	X	-	-
Fairfax	Fairfax County Police	-	-	X	X	X	X	X	-
Hampton(city)	Hampton Police	-	-	X	X	X	X	-	-
Hanover	Hanover County Sheriff	-	X	X	X	-	X	X	X
Henrico	Henrico County Police	X	X	X	X	X	X	X	X
Loudoun	Loudoun County Sheriff	X	-	X	-	-	X	X	-
Lynchburg(city)	Lynchburg Police	-	X	X	X	-	X	X	-
Newport News(city)	Newport News Police	X	X	X	X	X	X	X	X
Norfolk(city)	Norfolk Police	X	X	X	X	X	X	X	X
Petersburg(city)	Petersburg Police	-	X	X	X	-	X	X	X
Portsmouth(city)	Portsmouth Police	X	X	X	X	-	X	X	-
Prince William	Prince William County Police	X	X	X	X	X	X	X	X
Richmond(city)	Richmond Police	X	X	X	X	X	X	X	X
Roanoke(city)	Roanoke Police	X	-	X	-	X	X	X	-
Suffolk(city)	Suffolk Police	-	-	X	X	-	X	X	-
Virginia Beach(city)	Virginia Beach Police	X	X	X	X	-	X	X	-
<b>WASHINGTON</b>									
Clark	Clark County Sheriff	X	X	X	X	-	X	-	-
Clark	Vancouver Police	-	-	X	X	-	X	X	-
King	King County Sheriff	-	-	X	X	-	-	X	-
King	Bellevue Police	X	X	X	X	X	X	X	X
King	Kent Police	X	X	X	X	X	X	-	X
King	Seattle Police	-	X	X	X	X	X	X	X
Pierce	Pierce County Sheriff	-	X	X	X	X	X	X	X
Pierce	Tacoma Police	X	-	X	X	-	X	-	-
Snohomish	Snohomish County Sheriff	X	-	X	X	X	X	X	-
Snohomish	Everett Police	-	X	X	X	-	X	-	-
Spokane	Spokane County Sheriff	X	X	X	X	X	X	X	X
Spokane	Spokane Police	-	X	X	X	-	X	-	-
Thurston	Thurston County Sheriff	X	X	X	-	-	X	X	X
Yakima	Yakima Police	-	X	X	X	-	X	X	-
<b>WEST VIRGINIA</b>									
Cabell	Huntington Police	X	X	X	X	-	X	-	-
Kanawha	Charleston Police	X	X	X	X	X	X	X	X
<b>WISCONSIN</b>									
Brown	Brown County Sheriff	-	X	X	X	-	X	-	-
Brown	Green Bay Police	-	-	X	X	-	X	X	-
Dane	Dane County Sheriff	X	-	X	-	-	X	-	-
Dane	Madison Police	X	-	X	X	X	X	X	X
Kenosha	Kenosha Police	X	-	X	-	-	X	-	-
Milwaukee	Milwaukee County Sheriff	-	X	X	X	X	X	-	-
Milwaukee	Milwaukee Police	X	-	X	X	X	X	X	-
Milwaukee	West Allis Police	X	X	X	-	-	X	-	-
Outgamie	Appleton Police	X	X	X	-	-	X	X	X
Racine	Racine Police	X	-	X	X	X	X	X	X
Waukesha	Waukesha County Sheriff	X	X	X	-	-	-	-	-

Note: Codes for the table are as follows:

"X"=Agency has performed that activity or has that policy.

"-"=Agency has not performed that activity or does not have that policy.

**Table 1b. Number of full-time employees, sworn officers, officers responding to calls, and percent change in number of full-time employees since 1993 in State law enforcement agencies, 1997**

Name of Agency	Full-time employees, 1997			Officers assigned to respond to calls for service		State population	Officers per 10,000 residents	Percent change in number of full-time employees, 1993-97		
	Total	Sworn officers Number	Percent	Number	Percent			Total	Sworn	Civilian
Alabama Department of Public Safety	1,340	716	53 %	382	53 %	4,287,178	2	9 %	22 %	(2) %
Alaska State Troopers	679	321	47	173	54	604,966	5	13	5	22
Arizona Department of Public Safety	1,678	966	58	922	95	4,434,340	2	9	9	10
Arkansas State Police	735	505	69	375	74	2,506,293	2	8	4	19
California Highway Patrol	9,533	6,532	69	5,253	80	31,857,646	2	15	13	20
Colorado State Patrol	803	568	71	531	93	3,816,179	1	7	6	12
Connecticut State Police	1,459	945	65	871	92	3,267,293	3	7	(3)	32
Delaware State Police	763	561	74	330	59	723,475	8	14	15	13
Florida Highway Patrol	2,067	1,637	79	1,495	91	14,418,917	1	(3)	2	(16)
Georgia State Patrol	1,910	826	43	776	94	7,334,274	1	11	(4)	26
Idaho State Police	265	195	74	185	95	1,187,597	2	8	3	25
Illinois State Police	3,660	1,980	54	---	---	11,845,316	2	11	4	19
Indiana State Police	1,877	1,222	65	797	65	5,828,090	2	11	17	1
Iowa State Patrol	554	432	78	360	83	2,848,033	2	(30)	(23)	(48)
Kansas Highway Patrol	741	526	71	452	86	2,579,149	2	(2)	(5)	5
Kentucky State Police	1,606	918	57	578	63	3,882,071	2	(2)	2	(7)
Louisiana State Police	1,375	909	66	617	68	4,340,818	2	35	29	48
Maine State Police	475	337	71	320	95	1,238,566	3	4	5	3
Maryland State Police	2,202	1,516	69	1,014	67	5,060,296	3	(0)	(2)	3
Massachusetts State Police	2,588	2,270	88	1,300	57	6,085,395	4	16	15	22
Michigan State Police	2,950	2,054	70	1,185	58	9,730,925	2	(0)	3	(8)
Minnesota State Patrol	718	499	69	374	75	4,648,596	1	30	11	119
Mississippi Highway Safety Patrol	520	520	100	325	63	2,710,750	2	(25)	11	(100)
Missouri State Highway Patrol	2,056	1,056	51	733	69	5,363,669	2	10	19	2
Montana Highway Patrol	278	212	76	193	91	876,684	2	9	8	12
Nebraska State Patrol	624	466	75	230	49	1,648,696	3	(1)	(4)	10
Nevada Highway Patrol	547	375	69	365	97	1,600,810	2	10	14	2
New Hampshire State Police	393	289	74	237	82	1,160,213	2	17	17	17
New Jersey State Police	3,521	2,555	73	1,225	48	8,001,850	3	(2)	(3)	1
New Mexico State Police	592	435	73	324	74	1,711,256	3	4	4	6
New York State Police	4,681	3,979	85	2,558	64	18,134,226	2	1	1	3
North Carolina State Highway Patrol	1,719	1,298	76	1,090	84	7,309,055	2	9	5	23
North Dakota Highway Patrol	195	131	67	121	92	642,633	2	3	7	(4)
Ohio State Highway Patrol	2,382	1,354	57	1,218	90	11,162,797	1	1	(1)	3
Oklahoma Highway Patrol	1,290	747	58	712	95	3,295,315	2	23	(7)	121
Oregon State Police	1,339	853	64	514	60	3,196,313	3	22	9	55
Pennsylvania State Police	5,318	4,098	77	2,112	52	12,040,084	3	3	(1)	15
Rhode Island State Police	225	184	82	176	96	988,283	2	0	1	(5)
South Carolina Highway Patrol	1,110	891	80	736	83	3,716,645	2	(8)	(10)	0
South Dakota Highway Patrol	234	154	66	149	97	737,561	2	50	(1)	x
Tennessee Department of Safety	1,731	913	53	---	---	5,307,381	2	12	23	2
Texas Department of Public Safety	6,563	2,757	42	2,260	82	19,091,207	1	15	2	26
Utah Highway Patrol	421	389	92	335	86	2,017,573	2	7	14	(41)
Vermont State Police	404	263	65	177	67	586,461	4	4	(3)	19
Virginia State Police	2,251	1,658	74	924	56	6,666,167	2	(0)	1	(3)
Washington State Patrol	2,016	935	46	736	79	5,519,525	2	1	(6)	8
West Virginia State Police	925	608	66	542	89	1,820,407	3	21	24	17
Wisconsin State Patrol	658	495	75	460	93	5,146,199	1	(1)	3	(10)
Wyoming Highway Patrol	290	156	54	143	92	480,011	3	1	10	(8)

Note: Personnel data for 1997 are for the pay period that included June 30, 1997.  
 Personnel data for 1993 are for the pay period that included June 15, 1993.  
 Population data are based on Bureau of Census figures for April 1, 1996.  
 Figures for number of officers per 10,000 residents are based on all full-time sworn personnel only.  
 Numbers in parentheses indicate a negative percent change in number of employees.

x-Percent change could not be calculated because the agency had no civilian employees in 1993.

---Data were not provided by an agency.

**Table 2b. Number of full-time and part-time sworn employees, and primary job function of full-time sworn employees in State law enforcement agencies, 1997**

Name of agency	Number of sworn employees, 1997			Percent of full-time sworn employees working in:						
	Total	Full-time	Part-time	Total	Administration	Field operations	Technical support	Jail operations	Court operations	Other
Alabama Department of Public Safety	716	716	0	100 %	6 %	92 %	2 %	0 %	0 %	0 %
Alaska State Troopers	321	321	0	100	9	91	1	0	0	0
Arizona Department of Public Safety	966	966	0	100	1	95	3	0	0	0
Arkansas State Police	505	505	0	100	9	89	2	0	0	0
California Highway Patrol	6,532	6,532	0	100	5	94	1	0	0	0
Colorado State Patrol	568	568	0	100	7	93	0	0	0	0
Connecticut State Police	945	945	0	100	8	92	0	0	0	0
Delaware State Police	561	561	0	100	2	96	2	0	0	0
Florida Highway Patrol	1,637	1,637	0	100	8	92	0	0	0	0
Georgia State Patrol	826	826	0	100	2	97	0	0	1	0
Idaho State Police	195	195	0	100	3	95	3	0	0	0
Illinois State Police	1,980	1,980	0	100	---	---	---	---	---	---
Indiana State Police	1,222	1,222	0	100	6	94	0	0	0	0
Iowa State Patrol	432	432	0	100	5	95	0	0	0	0
Kansas Highway Patrol	526	526	0	100	5	90	1	0	0	3
Kentucky State Police	918	918	0	100	3	91	6	0	0	0
Louisiana State Police	909	909	0	100	4	96	0	0	0	0
Maine State Police	337	337	0	100	2	95	3	0	0	0
Maryland State Police	1,516	1,516	0	100	8	90	2	0	0	0
Massachusetts State Police	2,270	2,270	0	100	2	98	0	0	0	0
Michigan State Police	2,054	2,054	0	100	13	87	0	0	0	0
Minnesota State Patrol	499	499	0	100	2	98	0	0	0	0
Mississippi Highway Safety Patrol	520	520	0	100	14	63	24	0	0	0
Missouri State Highway Patrol	1,056	1,056	0	100	7	93	0	0	0	0
Montana Highway Patrol	212	212	0	100	6	94	0	0	0	0
Nebraska State Patrol	466	466	0	100	3	97	0	0	0	0
Nevada Highway Patrol	375	375	0	100	3	97	0	0	0	0
New Hampshire State Police	319	289	30	100	4	94	1	0	0	0
New Jersey State Police	2,555	2,555	0	100	3	61	36	0	0	0
New Mexico State Police	435	435	0	100	2	98	0	0	0	0
New York State Police	3,979	3,979	0	100	1	94	6	0	0	0
North Carolina State Highway Patrol	1,298	1,298	0	100	4	94	2	0	0	0
North Dakota Highway Patrol	131	131	0	100	8	92	0	0	0	0
Ohio State Highway Patrol	1,354	1,354	0	100	10	90	0	0	0	0
Oklahoma Highway Patrol	747	747	0	100	3	95	2	0	0	0
Oregon State Police	853	853	0	100	6	92	2	0	0	0
Pennsylvania State Police	4,098	4,098	0	100	2	95	3	0	0	0
Rhode Island State Police	184	184	0	100	4	96	0	0	0	0
South Carolina Highway Patrol	891	891	0	100	17	83	0	0	0	0
South Dakota Highway Patrol	154	154	0	100	3	97	0	0	0	0
Tennessee Department of Safety	913	913	0	100	4	95	2	0	0	0
Texas Department of Public Safety	2,757	2,757	0	100	7	82	11	0	0	0
Utah Highway Patrol	389	389	0	100	2	89	0	0	8	0
Vermont State Police	303	263	40	100	13	85	2	0	0	0
Virginia State Police	1,658	1,658	0	100	1	97	2	0	0	0
Washington State Patrol	935	935	0	100	2	96	2	0	0	0
West Virginia State Police	608	608	0	100	6	89	5	0	0	0
Wisconsin State Patrol	495	495	0	100	1	99	0	0	0	0
Wyoming Highway Patrol	156	156	0	100	4	96	1	0	0	0

Note: Data are for the pay period that included June 30, 1997. Administration category includes chief executive of agency, assistants, and other personnel working in an administrative capacity. Finance, personnel, and internal affairs are included. Field operations category includes field officers, detectives, inspectors, supervisors, and other personnel providing direct services. Traffic, patrol, investigations, and special operations are included. Technical support category includes dispatchers, records clerks, data processors, and other personnel providing support services. Communications, fleet management, and training are included. Jail operations category includes correctional officers, guards, cooks, janitors, and other personnel working in the jail. Court operations category includes bailiffs, security guards, process servers, and other personnel who perform court-related duties. Detail may not add to 100% because of rounding.

---Data were not provided by an agency.

**Table 3b. Sex, race, and ethnicity of full-time sworn employees in State law enforcement agencies, 1997**

Name of agency	Percent of full-time sworn employees			Percent of full-time sworn employees					
	Total	Female	Male	Total	American Indian	Asian/Pacific Islander	Black, non-Hispanic	Hispanic, any race	White, non-Hispanic
Alabama Department of Public Safety	100 %	3 %	97 %	100 %	0 %	0 %	30 %	0 %	70 %
Alaska State Troopers	100	5	95	100	8	2	3	2	85
Arizona Department of Public Safety	100	7	93	100	2	1	2	15	81
Arkansas State Police	100	5	95	100	0	0	14	0	86
California Highway Patrol	100	9	91	100	0	3	4	15	78
Colorado State Patrol	100	4	96	100	1	1	1	10	88
Connecticut State Police	100	7	93	100	1	0	8	6	86
Delaware State Police	100	8	92	100	1	1	9	1	88
Florida Highway Patrol	100	11	89	100	0	1	14	9	76
Georgia State Patrol	100	4	96	100	0	0	16	0	84
Idaho State Police	100	5	95	100	2	0	0	3	96
Illinois State Police	100	---	---	100	---	---	---	---	---
Indiana State Police	100	5	95	100	0	0	8	1	91
Iowa State Patrol	100	3	97	100	0	0	1	1	98
Kansas Highway Patrol	100	6	94	100	1	0	2	1	96
Kentucky State Police	100	3	97	100	0	0	4	0	96
Louisiana State Police	100	2	98	100	1	0	16	0	83
Maine State Police	100	6	94	100	1	0	0	1	99
Maryland State Police	100	9	91	100	0	1	20	1	79
Massachusetts State Police	100	10	90	100	0	1	8	2	89
Michigan State Police	100	12	88	100	2	0	11	4	84
Minnesota State Patrol	100	7	93	100	1	0	1	1	98
Mississippi Highway Safety Patrol	100	2	98	100	0	0	29	0	70
Missouri State Highway Patrol	100	3	97	100	1	1	6	1	90
Montana Highway Patrol	100	8	92	100	1	0	0	0	98
Nebraska State Patrol	100	5	95	100	0	0	1	2	96
Nevada Highway Patrol	100	6	94	100	0	2	4	6	87
New Hampshire State Police	100	9	91	100	0	0	0	0	100
New Jersey State Police	100	3	97	100	1	1	8	5	86
New Mexico State Police	100	4	96	100	3	0	2	42	53
New York State Police	100	8	92	100	0	0	10	7	82
North Carolina State Highway Patrol	100	1	99	100	1	0	15	0	84
North Dakota Highway Patrol	100	4	96	100	2	0	0	1	98
Ohio State Highway Patrol	100	8	92	100	0	1	11	2	85
Oklahoma Highway Patrol	100	1	99	100	7	0	5	1	87
Oregon State Police	100	6	94	100	2	2	1	2	94
Pennsylvania State Police	100	4	96	100	0	1	10	2	87
Rhode Island State Police	100	7	93	100	0	1	6	1	93
South Carolina Highway Patrol	100	2	98	100	0	0	14	1	85
South Dakota Highway Patrol	100	1	99	100	1	1	0	1	98
Tennessee Department of Safety	100	6	94	100	0	0	9	0	90
Texas Department of Public Safety	100	5	95	100	1	0	10	20	68
Utah Highway Patrol	100	4	96	100	1	1	0	3	96
Vermont State Police	100	6	94	100	0	0	0	0	99
Virginia State Police	100	4	96	100	0	0	7	1	92
Washington State Patrol	100	5	95	100	3	1	4	2	90
West Virginia State Police	100	2	98	100	0	0	3	1	96
Wisconsin State Patrol	100	13	87	100	2	1	3	2	92
Wyoming Highway Patrol	100	1	99	100	0	0	1	0	99

Note: Percentages are based on employee counts for the pay period that included June 30, 1997. American Indian category includes Alaska Natives. Detail may not add to 100% because of rounding.

---Data were not provided by an agency.

**Table 4b. Screening methods used in selection of new officer recruits in State law enforcement agencies, 1997**

Name of agency	Type of screening method									
	Background investigation	Criminal record check	Driving record check	Drug test	Medical exam	Physical agility test	Polygraph exam	Psychological screen	Voice stress analyzer	Written aptitude test
Alabama Department of Public Safety	X	X	X	X	X	X	X	X	-	X
Alaska State Troopers	X	X	X	X	X	X	X	X	-	-
Arizona Department of Public Safety	X	X	X	X	X	X	X	X	-	X
Arkansas State Police	X	X	X	X	X	-	X	X	-	X
California Highway Patrol	X	X	X	X	X	X	-	X	X	X
Colorado State Patrol	X	X	X	-	X	-	X	X	-	X
Connecticut State Police	X	X	X	X	X	X	X	X	-	X
Delaware State Police	X	X	X	X	X	X	X	X	-	X
Florida Highway Patrol	X	X	X	X	X	X	X	X	-	X
Georgia State Patrol	X	X	X	X	X	X	X	X	-	X
Idaho State Police	X	X	X	X	X	X	X	X	-	X
Illinois State Police	X	X	X	X	X	X	X	X	-	X
Indiana State Police	X	X	X	X	X	-	X	X	-	X
Iowa State Patrol	X	X	X	X	X	X	X	X	-	X
Kansas Highway Patrol	X	X	X	O	X	X	X	X	-	X
Kentucky State Police	X	X	X	X	X	X	-	X	-	X
Louisiana State Police	X	X	X	X	X	X	X	X	-	X
Maine State Police	X	X	X	-	X	X	X	X	-	X
Maryland State Police	X	X	X	X	X	X	X	X	-	-
Massachusetts State Police	X	X	X	X	X	X	-	X	-	X
Michigan State Police	X	X	X	X	X	X	-	X	-	X
Minnesota State Patrol	X	X	X	X	X	X	-	X	-	X
Mississippi Highway Safety Patrol	X	X	X	R	X	X	X	X	-	X
Missouri State Highway Patrol	X	X	X	X	X	X	X	X	X	X
Montana Highway Patrol	X	X	X	-	X	X	-	X	-	X
Nebraska State Patrol	X	X	X	X	X	X	X	X	-	X
Nevada Highway Patrol	X	X	X	X	X	X	X	X	-	X
New Hampshire State Police	X	X	X	X	X	X	X	-	-	X
New Jersey State Police	X	X	X	X	X	X	-	X	-	X
New Mexico State Police	X	X	X	X	X	X	X	X	-	X
New York State Police	X	X	X	X	X	X	X	X	-	X
North Carolina State Highway Patrol	X	X	X	X	X	X	X	X	-	X
North Dakota Highway Patrol	X	X	X	X	X	X	-	X	-	X
Ohio State Highway Patrol	X	X	X	X	X	X	X	X	-	X
Oklahoma Highway Patrol	X	X	X	-	X	X	X	X	-	X
Oregon State Police	X	X	X	X	X	X	-	-	-	X
Pennsylvania State Police	X	X	X	X	X	X	-	-	-	X
Rhode Island State Police	X	X	X	-	X	X	-	X	-	X
South Carolina Highway Patrol	X	X	X	X	X	-	X	X	-	X
South Dakota Highway Patrol	X	X	X	X	-	X	-	-	-	X
Tennessee Department of Safety	X	X	X	X	X	X	-	X	-	X
Texas Department of Public Safety	X	X	X	X	X	X	-	X	-	X
Utah Highway Patrol	X	X	X	X	X	X	X	X	-	X
Vermont State Police	X	X	X	O	X	X	X	X	-	X
Virginia State Police	X	X	X	X	X	X	X	X	-	X
Washington State Patrol	X	X	X	-	X	X	X	X	-	X
West Virginia State Police	X	X	X	X	X	X	X	X	-	X
Wisconsin State Patrol	X	X	X	X	X	X	-	X	-	-
Wyoming Highway Patrol	X	X	X	X	X	X	-	X	-	X

Note: List of screening methods is not intended to be exhaustive.

Codes for screening methods are as follows:

- "X"=Agency uses that screening method.
- "-"=Agency does not use that screening method.

Codes for drug testing are as follows:

- "X"=All applicants are tested
- "R"=Randomly selected applicants are tested
- "O"=Other method is used to select applicants to be tested

---Data were not provided by an agency.

**Table 5b. Education, residency, and training requirements in State law enforcement agencies, 1997**

Name of agency	Requirements for new officer recruits								Annual in-service training hours required of field/patrol officers
	Minimum educational level required				Residency required	Hours of training required			
	4-year degree	2-year degree	Some college*	H.S. diploma		Total	Class	Field	
Alabama Department of Public Safety	-	-	-	X	S	1,080	760	320	40
Alaska State Troopers	-	-	-	X	S	1,200	680	520	8
Arizona Department of Public Safety	-	-	-	X	D	905	585	320	8
Arkansas State Police	-	-	-	X	S	840	600	240	0
California Highway Patrol	-	-	-	X	S	1,255	1,015	240	9
Colorado State Patrol	-	-	-	-	S	---	---	---	40
Connecticut State Police	-	-	-	X	S	2,012	1,062	950	40
Delaware State Police	-	-	X	-	S	978	498	480	16
Florida Highway Patrol	-	X	-	-	D	1,440	1,040	400	10
Georgia State Patrol	-	X	-	-	S	1,874	1,394	480	20
Idaho State Police	-	-	X	-	S	1,200	720	480	40
Illinois State Police	-	X	-	-	S	---	---	---	0
Indiana State Police	-	X	-	-	S	1,379	784	595	16
Iowa State Patrol	-	-	-	X	S	1,246	686	560	0
Kansas Highway Patrol	-	-	-	X	C	---	---	---	40
Kentucky State Police	-	-	X	-	D	880	450	430	40
Louisiana State Police	-	X	-	-	-	680	450	230	36
Maine State Police	-	-	-	X	M	1,310	950	360	40
Maryland State Police	-	-	-	X	S	1,500	1,000	500	18
Massachusetts State Police	-	-	-	X	S	1,120	640	480	40
Michigan State Police	-	-	-	X	S	875	835	40	7
Minnesota State Patrol	-	X	-	-	D	940	640	300	16
Mississippi Highway Safety Patrol	-	-	-	X	S	---	---	---	0
Missouri State Highway Patrol	-	-	-	X	D	1,835	1,275	560	16
Montana Highway Patrol	-	X	-	-	S	880	560	320	40
Nebraska State Patrol	-	-	-	X	D	1,905	1,185	720	20
Nevada Highway Patrol	-	-	-	X	-	560	0	560	24
New Hampshire State Police	-	-	X	-	D	791	511	280	40
New Jersey State Police	X	-	-	-	S	1,247	927	320	28
New Mexico State Police	-	-	-	X	D	1,376	1,056	320	20
New York State Police	-	-	X	-	S	1,544	1,064	480	0
North Carolina State Highway Patrol	-	-	-	X	C	1,580	1,100	480	40
North Dakota Highway Patrol	X	-	-	-	-	1,160	840	320	32
Ohio State Highway Patrol	-	-	-	X	D	1,400	920	480	24
Oklahoma Highway Patrol	-	-	X	-	D	1,350	660	690	34
Oregon State Police	-	-	-	X	D	---	---	---	20
Pennsylvania State Police	-	-	X	-	S	1,597	1,117	480	40
Rhode Island State Police	-	-	-	X	S	1,160	920	240	40
South Carolina Highway Patrol	-	-	-	X	C	792	560	232	15
South Dakota Highway Patrol	-	-	-	X	S	400	0	400	40
Tennessee Department of Safety	-	-	-	X	S	960	800	160	40
Texas Department of Public Safety	-	X	-	-	S	2,149	1,189	960	20
Utah Highway Patrol	-	-	-	X	C	336	336	0	40
Vermont State Police	-	-	-	X	D	1,170	810	360	30
Virginia State Police	-	-	-	X	D	1,330	1,010	320	20
Washington State Patrol	-	-	-	X	D	1,109	789	320	96
West Virginia State Police	-	-	-	X	S	960	960	0	40
Wisconsin State Patrol	-	-	X	-	D	1,080	880	200	24
Wyoming Highway Patrol	-	-	-	X	-	1,075	835	240	20

Note: In-service training requirements based on a period other than 12 months were standardized to that time period.

\*Nondegree college requirements only.

Codes for residency requirements are as follows:

- "M"=Within municipality
- "C"=Within county
- "S"=Within State
- "D"=Within specified distance or driving time
- " - " =No requirement

---Data were not provided by an agency.

**Table 6b. Operating expenditure, overtime pay expenditure, and overtime compensatory hours earned in State law enforcement agencies, 1997**

Name of agency	Fiscal 1997 operating expenditure				Overtime pay and compensatory hours earned by full-time officers during fiscal 1997			
	Total	Per employee	Per officer	Per resident	Overtime pay		Compensatory hours	
					Total	Per officer	Total	Per officer
Alabama Department of Public Safety	\$61,878,839	\$46,178	\$86,423	\$14	\$1,513,338	\$2,114	---	---
Alaska State Troopers	\$44,612,100	\$65,703	\$138,979	\$74	\$1,968,240	\$6,132	6,919	22
Arizona Department of Public Safety	\$94,124,400	\$56,093	\$97,437	\$21	\$2,550,000	\$2,640	38,300	40
Arkansas State Police	\$40,278,819	\$54,801	\$79,760	\$16	\$95,682	\$189	0	0
California Highway Patrol	\$832,124,019	\$87,138	\$127,392	\$26	\$43,039,063	\$6,589	182,726	28
Colorado State Patrol	\$23,180,602	\$28,778	\$40,811	\$6	\$48,241	\$85	---	---
Connecticut State Police	\$145,481,450	\$98,866	\$153,949	\$45	\$12,104,638	\$12,809	0	0
Delaware State Police	\$47,603,500	\$61,623	\$84,855	\$66	\$1,453,574	\$2,591	36,704	65
Florida Highway Patrol	\$137,787,102	\$66,660	\$84,170	\$10	\$614,077	\$375	59,030	36
Georgia State Patrol	\$98,792,341	\$51,724	\$119,603	\$13	\$25,283	\$31	0	0
Idaho State Police	\$15,917,900	\$58,738	\$81,630	\$13	\$614,600	\$3,152	---	---
Illinois State Police	\$247,570,038	\$67,642	\$125,035	\$21	\$3,471,600	\$1,753	6,743	3
Indiana State Police	\$86,786,798	\$46,200	\$71,020	\$15	\$3,600,000	\$2,946	18,000	15
Iowa State Patrol	\$29,000,000	\$51,601	\$67,130	\$10	\$280,000	\$648	34,566	80
Kansas Highway Patrol	\$34,159,589	\$46,037	\$64,942	\$13	\$253,781	\$482	1,548	3
Kentucky State Police	\$92,800,000	\$57,461	\$101,089	\$24	---	---	---	---
Louisiana State Police	\$84,239,749	\$61,265	\$92,673	\$19	\$4,695,325	\$5,165	1,292	1
Maine State Police	\$30,341,761	\$63,877	\$90,035	\$24	\$564,519	\$1,675	17,850	53
Maryland State Police	\$129,707,645	\$58,904	\$85,559	\$26	\$2,326,911	\$1,535	7,510	5
Massachusetts State Police	\$147,991,200	\$57,184	\$65,194	\$24	\$11,871,898	\$5,230	---	---
Michigan State Police	\$277,908,573	\$91,719	\$135,301	\$29	---	---	---	---
Minnesota State Patrol	\$51,833,604	\$72,192	\$103,875	\$11	\$2,317,206	\$4,644	91,810	184
Mississippi Highway Safety Patrol	\$31,761,981	\$61,081	\$61,081	\$12	---	---	---	---
Missouri State Highway Patrol	---	---	---	---	---	---	---	---
Montana Highway Patrol	\$15,224,779	\$54,667	\$71,815	\$17	\$194,183	\$916	---	---
Nebraska State Patrol	\$32,369,972	\$51,875	\$69,463	\$20	\$846,707	\$1,817	---	---
Nevada Highway Patrol	\$30,960,817	\$56,601	\$82,562	\$19	\$2,919,419	\$7,785	9,100	24
New Hampshire State Police	\$21,565,904	\$52,858	\$70,940	\$19	---	---	---	---
New Jersey State Police	\$162,790,172	\$46,188	\$63,714	\$20	\$10,089,626	\$3,949	157,640	62
New Mexico State Police	\$32,500,000	\$54,899	\$74,713	\$19	\$104,000	\$239	---	---
New York State Police	\$260,079,307	\$54,962	\$65,363	\$14	\$20,944,576	\$5,264	3,120	1
North Carolina State Highway Patrol	\$107,115,265	\$62,313	\$82,523	\$15	\$969,614	\$747	136,940	106
North Dakota Highway Patrol	\$10,229,243	\$51,794	\$78,086	\$16	\$275,119	\$2,100	3,569	27
Ohio State Highway Patrol	\$156,498,772	\$65,701	\$115,583	\$14	\$6,853,740	\$5,062	88,848	66
Oklahoma Highway Patrol	\$66,338,205	\$51,010	\$88,806	\$20	\$0	\$0	23,055	31
Oregon State Police	\$124,636,596	\$93,082	\$146,116	\$39	\$1,700,000	\$1,993	---	---
Pennsylvania State Police	\$393,654,000	\$73,926	\$96,060	\$33	\$10,566,795	\$2,579	---	---
Rhode Island State Police	\$16,065,597	\$71,403	\$87,313	\$16	\$1,240,828	\$6,744	---	---
South Carolina Highway Patrol	\$44,721,387	\$40,181	\$50,192	\$12	\$83,490	\$94	---	---
South Dakota Highway Patrol	\$9,150,786	\$38,940	\$59,421	\$12	\$323,978	\$2,104	0	0
Tennessee Department of Safety	\$57,097,100	\$32,985	\$62,538	\$11	\$1,885,500	\$2,065	---	---
Texas Department of Public Safety	\$241,312,197	\$36,386	\$87,527	\$13	\$2,726,432	\$989	---	---
Utah Highway Patrol	\$24,192,280	\$56,789	\$62,191	\$12	\$116,300	\$299	0	0
Vermont State Police	\$27,690,808	\$61,535	\$97,847	\$47	\$1,469,618	\$5,588	21,227	81
Virginia State Police	\$125,904,082	\$53,897	\$75,937	\$19	\$2,347,882	\$1,416	157,462	95
Washington State Patrol	\$205,514,000	\$101,941	\$219,801	\$37	\$3,991,733	\$4,269	7,771	8
West Virginia State Police	---	---	---	---	---	---	---	---
Wisconsin State Patrol	\$39,271,200	\$59,683	\$79,336	\$8	\$1,038,400	\$2,098	4,900	10
Wyoming Highway Patrol	\$11,133,283	\$38,259	\$71,367	\$23	\$382,491	\$2,452	0	0

Note: Data are for fiscal year ending June 30, 1997 or the most recent fiscal year completed prior to that date. Operating expenditure data include gross salaries and wages, employer contributions to employee benefits, jail expenditures (if applicable), and other operating expenditures such as the purchase of supplies, food, and contractual services. Capital expenditures such as equipment purchases and construction costs are not included. Computation of per employee expenditure includes all agency employees with a weight of .5 assigned to part-time employees. Computation of per officer expenditure includes all sworn agency employees with a weight of .5 assigned to part-time officers. Computation of per resident expenditure is based on State population. In some cases, data are estimates provided by agency.

---Data were not provided by an agency.

**Table 7b. Starting salaries, collective bargaining, special pay, and officer membership organizations in State law enforcement agencies, 1997**

Name of agency	Base annual starting salary				Collective bargaining authorized for officers	Types of special pay authorized for officers	Organizations authorized for officer membership		
	Chief executive	Sergeant/ first-line supervisor	Officer with 1 year experience	Entry-level officer			Police union	Nonpolice union	Police association
Alabama Department of Public Safety	\$65,958	\$28,470	\$22,820	\$19,190	-	-	X	X	X
Alaska State Troopers	\$69,333	\$59,063	\$51,943	\$42,275	X	S,M	X	X	X
Arizona Department of Public Safety	\$81,044	\$45,333	\$28,723	\$28,723	-	-	-	-	X
Arkansas State Police	\$73,532	\$24,372	\$20,140	\$20,140	-	E,M	-	-	X
California Highway Patrol	\$109,608	\$46,044	\$37,872	\$37,872	X	E,H,M,S	X	X	X
Colorado State Patrol	\$86,412	\$45,816	\$40,656	\$24,300	-	S	-	-	X
Connecticut State Police	\$76,218	\$44,294	\$38,342	\$37,108	X	S	X	X	X
Delaware State Police	\$95,758	\$50,281	\$35,125	\$29,788	X	E,H,S	X	-	-
Florida Highway Patrol	\$52,020	\$30,208	\$25,846	\$23,261	X	E	X	X	X
Georgia State Patrol	---	\$33,198	\$26,514	\$24,054	-	H,M	-	-	-
Idaho State Police	\$47,798	\$29,682	\$27,373	\$25,147	-	S,M	-	-	X
Illinois State Police	---	\$52,656	\$32,508	\$32,508	X	-	X	-	-
Indiana State Police	\$87,148	\$29,258	\$25,124	\$22,438	-	-	-	-	X
Iowa State Patrol	\$82,950	\$49,504	\$34,132	\$32,593	X	S	X	X	X
Kansas Highway Patrol	\$65,000	\$30,826	\$26,645	\$25,376	X	S,M	-	-	X
Kentucky State Police	\$75,000	\$27,924	\$25,817	\$24,588	-	M	-	-	X
Louisiana State Police	\$85,000	\$23,652	\$20,928	\$20,124	-	S,M	-	-	X
Maine State Police	\$79,352	\$41,480	\$26,041	\$23,899	X	H,M,S	X	-	X
Maryland State Police	\$89,330	\$36,112	\$32,816	\$28,735	X	S	X	X	X
Massachusetts State Police	\$80,000	\$42,116	\$39,009	\$31,140	X	S,E	X	-	X
Michigan State Police	\$96,000	\$49,235	\$36,853	\$28,814	X	H,S	X	-	X
Minnesota State Patrol	\$59,341	\$47,961	\$34,661	\$32,823	X	H	X	-	-
Mississippi Highway Safety Patrol	\$70,000	\$33,984	\$29,112	\$22,692	-	E	X	X	X
Missouri State Highway Patrol	\$52,000	\$37,728	\$27,120	\$27,120	-	-	-	-	X
Montana Highway Patrol	\$54,610	\$27,142	\$22,882	\$22,882	X	-	X	X	X
Nebraska State Patrol	\$66,693	\$31,349	\$27,128	\$23,474	X	-	X	-	X
Nevada Highway Patrol	\$52,763	\$35,296	\$32,375	\$24,125	-	H,M,S	X	X	X
New Hampshire State Police	\$53,375	\$35,742	\$30,274	\$25,706	X	-	X	X	X
New Jersey State Police	\$94,460	\$45,449	\$38,190	\$34,714	X	S	X	-	X
New Mexico State Police	\$52,273	\$32,354	\$23,732	\$23,146	-	M	-	-	X
New York State Police	\$95,635	\$50,100	\$35,645	\$33,313	X	E,H,S	X	X	X
North Carolina State Highway Patrol	\$52,523	\$29,250	\$26,080	\$24,838	-	S,M	-	-	X
North Dakota Highway Patrol	\$62,000	\$33,504	\$26,880	\$25,872	-	E,M	-	-	-
Ohio State Highway Patrol	\$56,618	\$34,486	\$28,725	\$25,147	X	H,S	X	X	X
Oklahoma Highway Patrol	\$64,176	\$36,286	\$25,000	\$24,454	-	S	-	-	X
Oregon State Police	\$56,904	\$38,244	\$34,836	\$31,872	X	H,M,S	-	-	X
Pennsylvania State Police	\$76,000	\$48,947	\$33,612	\$33,612	X	S	X	-	X
Rhode Island State Police	\$103,503	\$47,986	\$36,164	\$33,000	X	E	X	-	X
South Carolina Highway Patrol	---	\$23,433	\$19,259	\$19,259	-	M	X	X	X
South Dakota Highway Patrol	\$53,664	\$28,038	\$23,192	\$23,192	-	-	-	-	X
Tennessee Department of Safety	\$48,780	\$27,900	\$23,976	\$22,944	-	H	X	X	X
Texas Department of Public Safety	\$90,000	\$40,884	\$30,084	\$23,796	-	H	-	X	X
Utah Highway Patrol	\$59,153	\$36,310	\$24,847	\$24,847	-	-	-	-	X
Vermont State Police	\$59,384	\$32,323	\$23,982	\$20,488	X	S,M	X	-	X
Virginia State Police	\$99,323	\$33,421	\$25,582	\$23,401	-	-	-	-	X
Washington State Patrol	\$97,000	\$48,912	\$35,748	\$31,776	-	E,H,S	-	-	X
West Virginia State Police	---	---	---	---	-	-	-	-	X
Wisconsin State Patrol	\$76,234	\$33,050	\$29,760	\$29,070	X	H,S	X	-	X
Wyoming Highway Patrol	\$46,368	\$24,888	\$22,536	\$20,460	-	S	-	-	X

Note: Codes for collective bargaining and officer membership organizations are as follows:

- "X"=Agency authorizes collective bargaining or membership organization.
- "-"=Agency does not authorize collective bargaining or membership organization.

Codes for special pay are as follows:

- "E"=Educational incentive pay
- "H"=Hazardous duty pay
- "M"=Merit pay
- "S"=Shift differential pay
- "-"=None of the above pay types are authorized

---Data were not provided by an agency.



**Table 8b. Patrol allocation in State law enforcement agencies, 1997**

Name of agency	Agencies using patrol type and percent of all patrol units accounted for:							Percent of officers* on patrol per 24 hours	Percent of units with two officers
	Auto	Motor-cycle	Foot	Bicycle	Horse	Marine			
Alabama Department of Public Safety	R 100 %	S 0 %	- 0 %	- 0 %	- 0 %	- 0 %	35 %	0 %	
Alaska State Troopers	R 47	- 0	- 0	- 0	- 0	R 47	7	0	
Arizona Department of Public Safety	R ---	R ---	R ---	S ---	- 0	- 0	---	---	
Arkansas State Police	R 100	- 0	- 0	- 0	- 0	- 0	46	0	
California Highway Patrol	R 88	R 11	R 0	R 0	R 0	- 0	51	22	
Colorado State Patrol	R 99	R 1	S 0	- 0	- 0	- 0	31	0	
Connecticut State Police	R 96	R 3	- 0	- 0	- 0	R 0	13	0	
Delaware State Police	R 100	S 0	- 0	- 0	- 0	S 0	7	0	
Florida Highway Patrol	R ---	R ---	- 0	- 0	- 0	- 0	---	---	
Georgia State Patrol	R 98	- 0	S 0	- 0	- 0	- 0	56	0	
Idaho State Police	R 100	- 0	S 0	- 0	- 0	- 0	30	0	
Illinois State Police	R ---	R ---	S 0	S 0	- 0	- 0	---	---	
Indiana State Police	R 100	- 0	S 0	- 0	- 0	S 0	43	0	
Iowa State Patrol	R 100	- 0	- 0	- 0	- 0	- 0	29	0	
Kansas Highway Patrol	R 100	S 0	- 0	R 0	- 0	- 0	43	0	
Kentucky State Police	R 100	- 0	S 0	- 0	- 0	- 0	43	0	
Louisiana State Police	R 100	S 0	- 0	- 0	- 0	- 0	55	0	
Maine State Police	R 100	- 0	S 0	- 0	- 0	- 0	26	0	
Maryland State Police	R 98	R 1	R 1	R 0	- 0	S 0	41	0	
Massachusetts State Police	R ---	S 0	- 0	R ---	S 0	R ---	---	---	
Michigan State Police	R 98	R 2	S 0	S 0	- 0	S 0	28	24	
Minnesota State Patrol	R 100	- 0	- 0	- 0	- 0	- 0	21	0	
Mississippi Highway Safety Patrol	R 100	S 0	- 0	- 0	- 0	- 0	28	0	
Missouri State Highway Patrol	R 100	- 0	S 0	S 0	- 0	- 0	33	0	
Montana Highway Patrol	R 100	- 0	- 0	- 0	- 0	- 0	26	0	
Nebraska State Patrol	R 100	- 0	S 0	S 0	- 0	- 0	26	0	
Nevada Highway Patrol	R 97	R 3	- 0	- 0	- 0	- 0	66	0	
New Hampshire State Police	R 94	R 6	- 0	- 0	- 0	- 0	43	0	
New Jersey State Police	R 95	- 0	S 0	- 0	- 0	R 5	14	24	
New Mexico State Police	R 100	S 0	S 0	- 0	- 0	S 0	34	0	
New York State Police	R ---	- 0	- 0	R ---	- 0	R ---	---	---	
North Carolina State Highway Patrol	R 99	R 1	- 0	- 0	- 0	- 0	58	0	
North Dakota Highway Patrol	R 100	- 0	- 0	- 0	- 0	- 0	58	0	
Ohio State Highway Patrol	R 96	- 0	R 3	- 0	- 0	- 0	34	0	
Oklahoma Highway Patrol	R 93	- 0	- 0	R 4	- 0	R 3	35	4	
Oregon State Police	R 82	R 7	R 3	R 3	S 0	R 4	7	0	
Pennsylvania State Police	R 100	R 0	S 0	- 0	S 0	- 0	22	19	
Rhode Island State Police	R 100	S 0	- 0	- 0	- 0	- 0	20	24	
South Carolina Highway Patrol	R 98	R 2	- 0	- 0	- 0	- 0	66	0	
South Dakota Highway Patrol	R 100	- 0	- 0	- 0	- 0	- 0	68	0	
Tennessee Department of Safety	R 100	S 0	- 0	- 0	- 0	S 0	37	0	
Texas Department of Public Safety	R ---	- 0	S 0	- 0	- 0	- 0	---	---	
Utah Highway Patrol	R 100	S 0	- 0	- 0	- 0	- 0	18	0	
Vermont State Police	R 95	- 0	S 0	- 0	- 0	R 5	35	0	
Virginia State Police	R 99	R 1	- 0	- 0	- 0	- 0	28	0	
Washington State Patrol	R 95	R 4	- 0	R 1	- 0	- 0	23	0	
West Virginia State Police	R ---	- 0	- 0	- 0	- 0	- 0	---	---	
Wisconsin State Patrol	R 99	R 1	- 0	- 0	- 0	- 0	40	0	
Wyoming Highway Patrol	R 100	- 0	- 0	- 0	- 0	- 0	54	0	

Note: The codes for patrol use are as follows:

- "R"=Patrol type is used on a routine basis.
- "S"=Patrol type is used for special events only.
- "-"=Patrol type is not used.

All percents in table are based on the average of two selected 24-hour periods representing a Wednesday and a Saturday. Only patrol shifts of 7 hours or longer that began during these time periods are included.

Detail may not add to 100% because of rounding or because of the use of patrol types other than those listed.

\*Part-time officers are excluded from the calculation.

---Data were not provided by an agency.

**Table 9b. Communication systems operated and telephone calls for service received, by State law enforcement agencies, 1997**

Name of agency	Agency communications systems			Mass notification system		Number of telephone calls for service received during 12-month period ending June 30, 1997			
	Dispatch system	Emergency 9-1-1 system	3-digit non-emergency number	Fax	Phone	9-1-1 emergency system		Non-emergency number	
						Total	Per officer*	Total	Per officer*
Alabama Department of Public Safety	X	-	-	-	-	0	0	---	---
Alaska State Troopers	X	B	-	-	-	29,059	91	33,095	103
Arizona Department of Public Safety	-	B	-	-	-	59,307	61	165,902	172
Arkansas State Police	X	B	-	-	-	60,000	119	105,000	208
California Highway Patrol	C	B	-	-	-	2,939,913	450	2,489,971	381
Colorado State Patrol	C	E	-	-	-	---	---	---	---
Connecticut State Police	X	E	-	-	-	---	---	---	---
Delaware State Police	X	E	-	-	X	515,184	918	---	---
Florida Highway Patrol	C	-	-	X	-	0	0	---	---
Georgia State Patrol	-	-	-	-	-	0	0	---	---
Idaho State Police	X	-	-	-	-	0	0	---	---
Illinois State Police	C	B	-	-	-	---	---	---	---
Indiana State Police	X	-	-	-	-	0	0	---	---
Iowa State Patrol	X	B	-	-	X	105,774	245	1,579,997	3,657
Kansas Highway Patrol	X	-	-	-	-	0	0	---	---
Kentucky State Police	C	E	-	-	X	---	---	---	---
Louisiana State Police	-	B	-	-	X	---	---	---	---
Maine State Police	C	B	-	X	-	17,700	53	69,958	208
Maryland State Police	X	B	-	X	-	90,300	60	259,370	171
Massachusetts State Police	C	B	-	-	-	---	---	---	---
Michigan State Police	X	E	-	-	-	---	---	---	---
Minnesota State Patrol	X	E	-	X	-	612,000	1,226	550,000	1,102
Mississippi Highway Safety Patrol	C	E	-	-	X	---	---	---	---
Missouri State Highway Patrol	X	E	-	-	X	---	---	---	---
Montana Highway Patrol	X	-	-	-	-	0	0	---	---
Nebraska State Patrol	X	B	-	-	-	---	---	---	---
Nevada Highway Patrol	C	E	X	-	-	---	---	---	---
New Hampshire State Police	X	E	-	X	-	---	---	---	---
New Jersey State Police	C	E	-	-	-	1,120,000	438	205,000	80
New Mexico State Police	X	-	-	X	-	2,095	5	188,774	434
New York State Police	C	E	-	-	-	---	---	---	---
North Carolina State Highway Patrol	C	E	-	-	-	---	---	---	---
North Dakota Highway Patrol	-	E	-	-	X	---	---	---	---
Ohio State Highway Patrol	X	B	-	-	-	---	---	---	---
Oklahoma Highway Patrol	X	E	X	-	-	---	---	---	---
Oregon State Police	C	B	-	-	X	---	---	---	---
Pennsylvania State Police	X	E	-	-	-	---	---	---	---
Rhode Island State Police	X	E	-	-	-	---	---	---	---
South Carolina Highway Patrol	C	-	-	-	-	0	0	---	---
South Dakota Highway Patrol	-	-	-	-	-	0	0	---	---
Tennessee Department of Safety	X	-	-	-	-	0	0	---	---
Texas Department of Public Safety	C	B	-	X	X	---	---	---	---
Utah Highway Patrol	-	-	-	-	-	0	0	---	---
Vermont State Police	C	B	-	X	-	11,928	42	41,915	148
Virginia State Police	C	B	X	-	-	38,090	23	62,686	38
Washington State Patrol	C	E	-	-	X	395,000	422	90,000	96
West Virginia State Police	X	B	-	-	-	---	---	---	---
Wisconsin State Patrol	X	-	-	-	-	0	0	---	---
Wyoming Highway Patrol	C	-	-	-	-	0	0	---	---

Note: Codes for dispatch and mass notification systems are as follows:

- "C"=Agency operates computerized system (dispatch only).
- "X"=Agency operates system
- "-"=Agency does not operate system.

Codes for emergency 9-1-1 system are as follows:

- "B"=Agency participates in a basic 9-1-1 system.
- "E"=Agency participates in an expanded/enhanced 9-1-1 system.
- "-"=Agency does not participate in a 9-1-1 system.

Participation in a 9-1-1 system is defined as the ability to dispatch a unit as a result of a call to 9-1-1. Calls for service totals may include referrals from other agencies.

In some cases, calls for service data are estimates provided by agency.

\*Ratio is calculated using the number of full-time officers whose regular assigned duties included responding to calls for service.

---Data were not provided by an agency.

**Table 10b. Traffic, vehicle, and special public safety functions performed by State law enforcement agencies, 1997**

Name of agency	Traffic and vehicle-related functions					Special public safety functions			
	Accident investigation	Parking enforcement	School crossing services	Traffic direction and control	Traffic law enforcement	Animal control	Civil defense	Emergency services	
								Fire	Medical
Alabama Department of Public Safety	X	-	-	-	X	-	-	-	-
Alaska State Troopers	X	-	-	X	X	-	-	-	-
Arizona Department of Public Safety	X	-	-	-	X	-	-	-	X
Arkansas State Police	X	-	-	X	X	-	-	-	-
California Highway Patrol	X	X	-	X	X	-	-	-	X
Colorado State Patrol	X	-	-	X	X	-	-	-	-
Connecticut State Police	X	X	-	X	X	-	X	-	X
Delaware State Police	X	-	-	X	X	-	-	-	-
Florida Highway Patrol	X	-	-	X	X	-	-	-	X
Georgia State Patrol	X	-	-	X	X	-	-	-	-
Idaho State Police	-	-	-	-	X	-	-	-	-
Illinois State Police	X	-	-	X	X	-	-	-	-
Indiana State Police	X	-	-	X	X	-	-	-	-
Iowa State Patrol	X	-	-	X	X	-	-	-	-
Kansas Highway Patrol	X	-	-	X	X	X	-	-	-
Kentucky State Police	X	-	-	X	X	-	-	-	-
Louisiana State Police	X	-	-	X	X	-	-	-	-
Maine State Police	X	-	-	X	X	-	-	-	-
Maryland State Police	X	-	-	X	X	-	-	-	X
Massachusetts State Police	X	-	-	-	X	-	-	-	-
Michigan State Police	X	-	-	X	X	-	X	X	-
Minnesota State Patrol	X	-	X	X	X	-	X	-	-
Mississippi Highway Safety Patrol	X	-	-	X	X	-	-	-	-
Missouri State Highway Patrol	X	-	-	X	X	-	-	-	-
Montana Highway Patrol	X	X	-	X	X	-	X	-	X
Nebraska State Patrol	X	-	-	X	X	-	-	-	-
Nevada Highway Patrol	X	-	-	X	X	-	-	-	-
New Hampshire State Police	X	-	-	X	X	-	-	-	-
New Jersey State Police	X	-	-	X	X	-	X	-	-
New Mexico State Police	X	-	-	-	X	-	-	-	-
New York State Police	X	-	-	X	X	-	X	-	-
North Carolina State Highway Patrol	X	-	-	X	X	-	-	-	-
North Dakota Highway Patrol	X	-	-	X	X	-	-	-	-
Ohio State Highway Patrol	X	-	-	X	X	-	-	-	-
Oklahoma Highway Patrol	X	X	-	X	X	-	-	-	-
Oregon State Police	X	-	-	X	X	-	X	-	-
Pennsylvania State Police	X	-	-	X	X	-	-	-	-
Rhode Island State Police	X	-	-	X	X	-	-	-	-
South Carolina Highway Patrol	X	-	-	X	X	-	-	-	-
South Dakota Highway Patrol	X	-	-	-	X	-	-	-	-
Tennessee Department of Safety	X	-	-	X	X	-	-	-	-
Texas Department of Public Safety	X	X	-	X	X	-	X	-	-
Utah Highway Patrol	X	-	-	X	X	-	-	-	-
Vermont State Police	X	-	-	X	X	-	X	-	-
Virginia State Police	X	-	-	X	X	-	-	-	-
Washington State Patrol	X	-	-	-	X	-	-	-	-
West Virginia State Police	X	-	-	X	X	-	-	-	-
Wisconsin State Patrol	X	-	-	X	X	-	X	-	-
Wyoming Highway Patrol	X	-	-	X	X	-	-	-	X

Note: The codes for the table are as follows:

"X"=Agency has primary responsibility for performing that function.

"-"=Agency does not have primary responsibility for performing that function.

**Table 11b. Special operations, drug enforcement activities, and investigative support functions performed by State law enforcement agencies, 1997**

Name of agency	Agencies with primary responsibility for special operations functions				Officers assigned to drug enforcement		Agencies with primary responsibility for investigative support functions		
	Bomb disposal	Search and rescue	SWAT*	Underwater recovery	Special unit	Task force	Ballistics testing	Crime lab services	Fingerprint processing
Alabama Department of Public Safety	X	X	X	-	52	13	-	-	X
Alaska State Troopers	-	X	X	X	0	14	X	X	X
Arizona Department of Public Safety	X	X	X	-	76	47	X	X	X
Arkansas State Police	-	-	X	-	34	5	-	-	X
California Highway Patrol	X	X	X	-	15	25	-	-	-
Colorado State Patrol	-	-	X	-	0	0	-	-	-
Connecticut State Police	X	X	X	X	0	40	X	X	X
Delaware State Police	X	-	X	-	38	2	-	-	X
Florida Highway Patrol	-	X	X	-	66	4	-	-	-
Georgia State Patrol	-	X	-	-	10	13	-	-	-
Idaho State Police	-	-	-	-	0	0	-	-	-
Illinois State Police	-	-	X	X	142	0	X	X	X
Indiana State Police	-	-	-	-	55	6	-	X	-
Iowa State Patrol	-	X	X	-	0	0	-	-	-
Kansas Highway Patrol	-	-	-	-	0	3	-	-	-
Kentucky State Police	X	X	X	-	48	0	X	X	X
Louisiana State Police	X	-	X	-	55	0	-	X	X
Maine State Police	X	-	X	X	0	2	X	X	-
Maryland State Police	-	X	X	X	---	---	X	X	X
Massachusetts State Police	X	X	X	X	12	23	X	X	X
Michigan State Police	X	X	X	-	0	125	X	X	X
Minnesota State Patrol	-	X	X	-	1	0	-	-	-
Mississippi Highway Safety Patrol	-	-	X	-	6	0	X	X	X
Missouri State Highway Patrol	X	X	X	-	30	10	X	X	X
Montana Highway Patrol	-	-	-	-	0	0	-	-	-
Nebraska State Patrol	X	-	X	-	16	24	X	X	X
Nevada Highway Patrol	-	-	-	-	0	0	-	-	X
New Hampshire State Police	X	-	X	-	14	1	X	X	X
New Jersey State Police	X	X	X	X	76	0	X	X	X
New Mexico State Police	X	X	X	X	39	0	-	-	-
New York State Police	X	X	X	X	206	69	X	X	X
North Carolina State Highway Patrol	-	-	-	-	0	0	-	-	-
North Dakota Highway Patrol	-	-	-	-	0	0	-	-	-
Ohio State Highway Patrol	-	-	X	-	34	0	-	X	-
Oklahoma Highway Patrol	X	-	-	-	20	0	-	-	-
Oregon State Police	-	X	X	-	17	17	X	X	X
Pennsylvania State Police	-	-	X	-	117	0	X	X	X
Rhode Island State Police	-	X	X	X	6	0	-	-	X
South Carolina Highway Patrol	-	-	-	-	20	0	-	-	-
South Dakota Highway Patrol	-	X	X	-	11	0	-	-	-
Tennessee Department of Safety	X	-	X	X	18	0	-	-	-
Texas Department of Public Safety	-	X	X	X	0	0	X	X	X
Utah Highway Patrol	-	-	X	-	0	0	-	-	-
Vermont State Police	X	X	X	X	0	5	X	X	X
Virginia State Police	X	X	X	X	141	40	-	-	X
Washington State Patrol	X	-	X	-	12	17	X	X	-
West Virginia State Police	X	-	X	-	56	5	X	X	X
Wisconsin State Patrol	-	-	-	-	0	0	-	-	-
Wyoming Highway Patrol	-	-	-	-	0	0	-	-	-

Note: Officers assigned to a special drug enforcement unit may have also been assigned to a drug task force. Special unit and task force totals exclude part-time officers.

Codes for agency functions are as follows:

- "X"=Agency has primary responsibility for performing that function.
- "-"=Agency does not have primary responsibility for performing that function.

\*Special Weapons and Tactics

---Data were not provided by an agency.

**Table 12b. Court-related functions and detention facilities of State law enforcement agencies, 1997**

Name of agency	Court-related functions			Detention facilities		Lockup characteristics			
	Execute arrest warrants	Provide court security	Serve civil process	Jail	Lockup	Adult facilities		Juvenile facilities	
						Total capacity	Maximum hold time	Total capacity	Maximum hold time
Alabama Department of Public Safety	-	-	-	-	-	-	-	-	-
Alaska State Troopers	X	X	X	-	X	10	24	-	-
Arizona Department of Public Safety	-	-	-	-	X	8	1	-	-
Arkansas State Police	X	-	-	-	-	-	-	-	-
California Highway Patrol	X	X	-	-	-	-	-	-	-
Colorado State Patrol	-	-	-	-	-	-	-	-	-
Connecticut State Police	X	-	-	-	X	36	48	24	12
Delaware State Police	X	-	-	-	X	8	24	-	-
Florida Highway Patrol	X	-	-	-	-	-	-	-	-
Georgia State Patrol	-	-	-	-	-	-	-	-	-
Idaho State Police	-	-	-	-	-	-	-	-	-
Illinois State Police	-	-	-	-	-	-	-	-	-
Indiana State Police	-	-	-	-	-	-	-	-	-
Iowa State Patrol	X	-	X	-	-	-	-	-	-
Kansas Highway Patrol	-	-	-	-	-	-	-	-	-
Kentucky State Police	X	-	-	-	-	-	-	-	-
Louisiana State Police	-	-	-	-	-	-	-	-	-
Maine State Police	X	-	-	-	-	-	-	-	-
Maryland State Police	X	-	-	-	X	46	12	23	12
Massachusetts State Police	X	-	-	-	-	-	-	-	-
Michigan State Police	X	-	-	-	-	-	-	-	-
Minnesota State Patrol	-	X	-	-	-	-	-	-	-
Mississippi Highway Safety Patrol	X	-	-	-	-	-	-	-	-
Missouri State Highway Patrol	X	-	-	-	-	-	-	-	-
Montana Highway Patrol	X	-	X	-	-	-	-	-	-
Nebraska State Patrol	-	-	-	-	-	-	-	-	-
Nevada Highway Patrol	-	-	-	-	-	-	-	-	-
New Hampshire State Police	X	-	-	-	-	-	-	-	-
New Jersey State Police	X	-	-	-	X	110	8	-	-
New Mexico State Police	X	-	-	-	-	-	-	-	-
New York State Police	X	-	-	-	-	-	-	-	-
North Carolina State Highway Patrol	-	-	-	-	-	-	-	-	-
North Dakota Highway Patrol	-	-	-	-	-	-	-	-	-
Ohio State Highway Patrol	-	-	-	-	-	-	-	-	-
Oklahoma Highway Patrol	-	-	-	-	-	-	-	-	-
Oregon State Police	X	-	-	-	-	-	-	-	-
Pennsylvania State Police	X	-	-	-	-	-	-	-	-
Rhode Island State Police	X	-	-	-	X	25	24	6	6
South Carolina Highway Patrol	X	-	-	-	-	-	-	-	-
South Dakota Highway Patrol	-	-	-	-	-	-	-	-	-
Tennessee Department of Safety	-	-	-	-	-	-	-	-	-
Texas Department of Public Safety	X	-	-	-	-	-	-	-	-
Utah Highway Patrol	-	X	-	-	-	-	-	-	-
Vermont State Police	X	-	-	-	-	-	-	-	-
Virginia State Police	X	-	-	-	-	-	-	-	-
Washington State Patrol	-	-	-	-	-	-	-	-	-
West Virginia State Police	X	-	-	-	-	-	-	-	-
Wisconsin State Patrol	-	-	-	-	-	-	-	-	-
Wyoming Highway Patrol	-	-	-	-	-	-	-	-	-

Note: Codes for the table are as follows:

"X"=Agency performs function or operates facility.

"-"=Agency does not perform function or operate facility.

Lockup facility is defined as a temporary holding facility, physically separate from a jail. Maximum holding times for lockups are in hours.

---Data were not provided by an agency.

**Table 13b. Vehicle use policies, number of vehicles operated, and number of animals maintained by State law enforcement agencies, 1997**

Name of agency	Number of cars operated		Percent of cars that are marked	Marked vehicle use policy for officers		Number of off-land vehicles operated			Number of animals maintained	
	Total	Per 100 officers		Commuting purposes	Personal use allowed	Boats	Heli-copters	Planes	Dogs	Horses
Alabama Department of Public Safety	842	98	77 %	X	X	0	8	5	3	0
Alaska State Troopers	270	59	91	X	X	6	2	5	8	0
Arizona Department of Public Safety	851	77	78	X	-	0	5	4	18	0
Arkansas State Police	460	71	68	X	-	0	1	4	15	0
California Highway Patrol	2,446	37	98	X	-	0	9	14	33	4
Colorado State Patrol	513	72	75	X	-	0	0	5	0	0
Connecticut State Police	1,446	133	60	X	X	2	0	3	40	0
Delaware State Police	753	107	47	X	-	2	4	2	19	0
Florida Highway Patrol	2,029	114	84	X	-	0	3	11	35	0
Georgia State Patrol	978	101	90	X	-	0	14	2	8	0
Idaho State Police	160	48	100	X	-	0	0	0	5	0
Illinois State Police	2,400	113	54	X	X	0	1	2	30	0
Indiana State Police	1,465	108	50	X	X	20	8	6	5	0
Iowa State Patrol	445	78	90	X	-	0	0	9	3	0
Kansas Highway Patrol	415	62	96	X	-	0	3	3	15	0
Kentucky State Police	1,201	113	50	X	-	0	2	3	2	0
Louisiana State Police	1,230	117	67	X	X	0	4	3	12	0
Maine State Police	418	88	61	X	X	0	0	2	22	0
Maryland State Police	1,319	80	64	X	X	2	12	3	40	0
Massachusetts State Police	2,300	95	70	X	-	3	3	1	27	0
Michigan State Police	2,040	93	46	X	-	4	2	3	24	0
Minnesota State Patrol	504	79	84	X	-	0	3	7	1	0
Mississippi Highway Safety Patrol	589	89	80	X	-	0	2	2	5	0
Missouri State Highway Patrol	1,073	90	52	X	-	0	7	11	13	0
Montana Highway Patrol	212	60	97	X	-	0	0	1	0	0
Nebraska State Patrol	449	74	70	X	-	0	1	3	16	0
Nevada Highway Patrol	376	73	97	X	-	0	0	2	4	0
New Hampshire State Police	482	112	63	X	-	0	2	1	15	0
New Jersey State Police	1,909	71	35	-	-	82	6	1	5	0
New Mexico State Police	505	88	60	X	-	5	1	3	5	0
New York State Police	2,087	51	41	-	-	15	6	4	25	0
North Carolina State Highway Patrol	1,328	92	83	X	-	0	12	0	12	0
North Dakota Highway Patrol	132	49	99	X	-	0	0	2	3	0
Ohio State Highway Patrol	1,368	92	74	X	-	0	2	12	12	0
Oklahoma Highway Patrol	959	108	90	X	-	112	0	9	14	0
Oregon State Police	450	45	71	X	-	99	1	8	4	0
Pennsylvania State Police	2,025	48	44	X	-	0	7	5	20	30
Rhode Island State Police	180	55	39	X	-	1	0	0	7	0
South Carolina Highway Patrol	1,080	105	83	X	X	0	0	0	7	0
South Dakota Highway Patrol	157	53	96	X	-	2	1	2	11	0
Tennessee Department of Safety	794	75	83	X	-	1	7	0	19	0
Texas Department of Public Safety	2,683	93	68	X	-	2	7	8	27	0
Utah Highway Patrol	350	66	86	X	-	0	2	3	0	0
Vermont State Police	290	72	66	X	-	19	0	0	10	0
Virginia State Police	2,248	125	53	X	-	1	6	4	40	0
Washington State Patrol	796	74	92	X	-	0	0	8	0	0
West Virginia State Police	---	---	---	X	-	0	2	1	12	0
Wisconsin State Patrol	500	79	70	X	-	0	0	3	0	0
Wyoming Highway Patrol	165	56	97	X	-	0	0	0	0	0

Note: Ratio of cars per 100 officers is based on full-time officers only.

Codes for the table are as follows:

"X"=Agency allows this type of vehicle use.

"-"=Agency does not allow this type of vehicle use.

---Data were not provided by an agency.

**Table 14b. Sidearm and body armor policies for field/patrol officers in State law enforcement agencies, 1997**

Name of agency	Type and caliber of sidearm authorized or supplied								Protective body armor policies		
	Revolver			Semi-automatic					Supplied	Cash allowance	Wear required
	.357	.38	Other	.40	.45	9mm	10mm	Other			
Alabama Department of Public Safety	-	-	-	S	-	-	-	-	All	None	Some
Alaska State Troopers	-	-	-	S	-	-	-	-	All	None	All
Arizona Department of Public Safety	-	-	-	A	S	S	-	-	Some	All	Some
Arkansas State Police	-	-	-	S	-	-	-	-	All	None	All
California Highway Patrol	A	A	-	S	A	A	A	-	All	None	Some
Colorado State Patrol	-	-	-	A	A	A	A	A	None	None	None
Connecticut State Police	-	-	-	S	-	-	-	-	All	None	None
Delaware State Police	-	-	-	-	-	-	-	S	All	None	All
Florida Highway Patrol	-	-	-	-	-	S	-	-	All	None	None
Georgia State Patrol	-	-	-	S	-	-	-	-	All	None	All
Idaho State Police	-	-	-	-	S	-	-	-	All	None	Some
Illinois State Police	A	A	-	A	A	S	-	A	All	None	None
Indiana State Police	-	-	-	-	-	S	-	S	All	None	None
Iowa State Patrol	-	-	-	S	-	-	-	-	All	None	None
Kansas Highway Patrol	A	A	A	A	S	A	A	A	All	None	None
Kentucky State Police	-	-	-	-	-	-	S	S	All	None	Some
Louisiana State Police	A	A	-	-	S	S	-	A	All	All	All
Maine State Police	-	-	-	-	-	S	-	S	All	None	None
Maryland State Police	-	-	-	S	A	A	-	-	All	None	All
Massachusetts State Police	-	-	-	-	-	S	-	S	All	None	All
Michigan State Police	-	S	-	-	-	S	-	-	All	None	All
Minnesota State Patrol	-	-	-	S	-	-	-	-	None	All	None
Mississippi Highway Safety Patrol	-	-	-	S	-	-	-	-	All	None	None
Missouri State Highway Patrol	A	A	A	S	A	A	A	A	All	None	None
Montana Highway Patrol	A	A	A	A	A	S	A	A	All	None	None
Nebraska State Patrol	-	-	-	S	S	-	-	-	All	None	None
Nevada Highway Patrol	-	-	-	S	-	-	-	-	All	None	None
New Hampshire State Police	-	-	-	-	S	-	-	-	All	None	None
New Jersey State Police	A	A	-	-	-	S	-	-	All	None	All
New Mexico State Police	S	-	-	A	S	S	A	A	All	None	All
New York State Police	-	-	-	-	-	S	-	-	All	None	None
North Carolina State Highway Patrol	A	A	A	S	-	-	-	-	All	None	Some
North Dakota Highway Patrol	-	-	-	-	S	S	-	-	All	None	None
Ohio State Highway Patrol	-	-	-	S	-	-	-	-	All	None	All
Oklahoma Highway Patrol	S	S	A	A	S	S	A	-	All	None	None
Oregon State Police	-	-	A	S	-	-	-	-	All	None	Some
Pennsylvania State Police	A	A	A	S	A	A	A	A	All	None	None
Rhode Island State Police	-	-	-	S	-	-	-	-	All	None	All
South Carolina Highway Patrol	-	-	-	S	-	-	-	-	All	None	Some
South Dakota Highway Patrol	-	-	-	S	-	-	-	-	Some	Some	Some
Tennessee Department of Safety	-	-	-	S	-	-	-	-	All	None	None
Texas Department of Public Safety	S	-	-	-	S	S	-	S	All	None	Some
Utah Highway Patrol	-	-	-	-	-	-	S	-	All	None	Some
Vermont State Police	-	-	-	S	-	-	-	-	All	None	None
Virginia State Police	-	-	-	-	-	S	-	-	All	None	None
Washington State Patrol	-	-	-	-	-	S	-	-	All	None	None
West Virginia State Police	-	-	-	S	-	-	-	-	All	None	Some
Wisconsin State Patrol	A	A	A	A	A	S	A	A	Some	Some	None
Wyoming Highway Patrol	A	A	A	S	A	A	A	A	All	None	None

Note: Codes for sidearms are as follows:

- "A"=Authorized for use, but not supplied to field/patrol officers
- "S"=Supplied to field/patrol officers

Body armor policies apply to "all", "some", or "none" of the agency's field/patrol officers.

**Table 15b. Types of nonlethal weapons authorized for use by officers in State law enforcement agencies, 1997**

Name of agency	Impact devices			Chemical agents						Other weapons/actions			
	Baton	Rubber bullets	Soft projectile	Personal issue			Tactical operations			Capture net	Choke/carotid hold	Electrical device	Flash/bang grenade
				Pepper spray	Tear gas	CS	Pepper spray	Tear gas	CS				
Alabama Department of Public Safety	C,P,T	-	-	X	-	-	X	X	-	-	-	-	X
Alaska State Troopers	C	-	-	X	-	-	X	X	X	-	-	-	X
Arizona Department of Public Safety	C,P,T	X	X	X	-	-	-	X	X	-	-	-	X
Arkansas State Police	C,T	-	-	X	-	-	X	-	-	-	-	X	X
California Highway Patrol	C,P	X	X	X	-	-	-	X	X	-	-	-	X
Colorado State Patrol	C	-	-	-	-	-	X	X	X	-	X	-	X
Connecticut State Police	C,P,T	-	-	X	-	-	X	-	X	-	-	-	X
Delaware State Police	C	-	-	X	-	-	X	X	X	-	-	-	X
Florida Highway Patrol	P	-	-	X	-	-	-	X	X	-	-	-	-
Georgia State Patrol	C,P,T	-	-	X	-	-	X	X	-	-	-	-	-
Idaho State Police	C	-	-	X	-	-	-	-	-	-	-	-	X
Illinois State Police	C,T	-	-	X	-	-	-	X	X	-	-	-	X
Indiana State Police	C,P	-	-	-	-	X	-	X	X	-	-	-	X
Iowa State Patrol	C,P	X	X	X	-	-	X	X	X	-	-	-	X
Kansas Highway Patrol	C,P,T	-	-	X	-	-	-	X	-	-	X	-	-
Kentucky State Police	C,T	-	-	X	-	-	X	X	-	-	X	-	-
Louisiana State Police	C	-	-	X	-	-	X	-	-	-	-	-	X
Maine State Police	T	-	-	X	-	-	X	X	X	-	-	-	X
Maryland State Police	C,P,T	-	-	X	-	-	X	X	X	-	-	X	X
Massachusetts State Police	P,T	-	-	X	-	-	X	X	X	-	-	-	-
Michigan State Police	C,T	X	X	X	-	-	X	X	X	-	-	-	X
Minnesota State Patrol	C	-	-	X	-	-	X	X	-	-	-	-	-
Mississippi Highway Safety Patrol	C,P,T	-	-	X	-	-	-	X	X	-	-	-	X
Missouri State Highway Patrol	C,P	-	-	X	-	-	-	X	-	-	X	-	X
Montana Highway Patrol	P	-	-	X	-	-	-	-	-	-	-	-	-
Nebraska State Patrol	C,P,T	-	-	-	-	X	X	X	-	-	X	-	X
Nevada Highway Patrol	C,P,T	-	-	X	-	-	-	-	-	-	-	-	-
New Hampshire State Police	C,P	-	-	X	-	-	X	X	X	-	-	-	X
New Jersey State Police	P	-	-	X	-	-	X	-	-	-	-	-	X
New Mexico State Police	C	-	-	X	-	-	-	X	X	-	-	-	X
New York State Police	T	-	-	X	-	-	X	-	X	-	-	-	X
North Carolina State Highway Patrol	C,P	-	-	X	-	-	-	-	-	-	-	-	-
North Dakota Highway Patrol	T	-	-	X	-	-	X	-	-	-	-	-	-
Ohio State Highway Patrol	C,T	-	-	X	-	X	-	X	-	-	-	-	-
Oklahoma Highway Patrol	C,P,T	-	-	X	-	-	-	-	-	-	X	-	X
Oregon State Police	C	-	-	X	-	-	-	X	X	-	-	-	-
Pennsylvania State Police	C	-	X	X	-	-	X	X	X	-	-	-	X
Rhode Island State Police	C	-	-	X	-	-	X	-	-	-	-	-	X
South Carolina Highway Patrol	P	-	-	X	-	-	-	-	-	-	-	-	-
South Dakota Highway Patrol	C	-	-	X	-	-	-	X	X	-	X	-	X
Tennessee Department of Safety	C	X	X	X	-	-	X	-	X	-	-	-	X
Texas Department of Public Safety	C	-	-	X	-	-	-	X	-	-	X	-	-
Utah Highway Patrol	C,T	-	-	X	-	-	-	-	-	-	X	-	-
Vermont State Police	T	-	-	X	-	-	-	X	X	-	-	-	-
Virginia State Police	T	-	-	X	-	-	X	X	-	-	-	-	X
Washington State Patrol	C,T	-	-	X	-	-	X	X	-	-	-	-	-
West Virginia State Police	-	-	-	X	-	-	X	X	-	-	-	-	-
Wisconsin State Patrol	C	-	-	X	-	-	-	-	-	-	-	-	-
Wyoming Highway Patrol	C,T	-	-	X	-	-	-	X	X	-	-	-	-

Note: Codes for nonlethal weapons are as follows:

- "X"=Agency authorizes the use of that type of nonlethal weapon.
- "-"=Agency does not authorize the use of that type of nonlethal weapon.

Codes for types of batons authorized are as follows:

- "C"=Collapsible baton
- "P"=PR-24 baton
- "T"=Traditional baton

Chemical agents are defined as follows:

- Pepper spray=Oleoreosin capsicum (OC)
- Tear gas=Chloroacetaphenone (CN)
- CS=Orthochlorobenzalmalononitrile



**Table 16b. Use of video cameras, night vision/electro-optic equipment, and vehicle pursuit devices by State law enforcement agencies, 1997**

Name of agency	Video cameras			Night vision/electro-optic			Vehicle-related devices		
	In patrol cars	Surveillance		Image intensifier	Infrared/thermal imager	Laser range finder	Electrical/engine disruption	Stolen vehicle tracking	Tire deflation spikes
		Fixed-site	Mobile						
Alabama Department of Public Safety	X	-	-	-	-	-	-	-	-
Alaska State Troopers	X	X	X	-	-	-	-	-	X
Arizona Department of Public Safety	X	X	X	-	X	X	-	-	X
Arkansas State Police	X	X	X	-	X	-	-	-	X
California Highway Patrol	-	X	-	-	-	X	-	-	X
Colorado State Patrol	X	-	-	X	X	X	-	-	X
Connecticut State Police	-	X	X	X	-	-	-	X	-
Delaware State Police	X	X	X	X	X	X	X	X	X
Florida Highway Patrol	X	X	X	-	-	X	-	X	-
Georgia State Patrol	X	-	-	-	-	X	-	X	X
Idaho State Police	X	-	-	-	-	-	-	-	X
Illinois State Police	-	-	-	-	-	-	-	-	-
Indiana State Police	X	X	X	-	X	-	-	-	X
Iowa State Patrol	X	-	-	-	X	-	-	-	X
Kansas Highway Patrol	X	-	-	-	X	X	-	-	X
Kentucky State Police	X	-	-	-	-	-	-	-	-
Louisiana State Police	X	X	X	-	X	X	-	-	X
Maine State Police	X	-	-	-	X	-	-	-	X
Maryland State Police	-	-	-	-	-	-	-	-	-
Massachusetts State Police	-	-	-	-	-	-	-	-	-
Michigan State Police	X	X	X	X	X	X	-	X	X
Minnesota State Patrol	X	-	X	-	X	-	-	-	X
Mississippi Highway Safety Patrol	X	X	X	X	X	-	-	-	X
Missouri State Highway Patrol	X	X	X	X	X	X	-	-	X
Montana Highway Patrol	X	-	-	-	-	-	-	-	X
Nebraska State Patrol	X	X	X	X	X	-	-	-	X
Nevada Highway Patrol	-	-	-	-	-	-	-	-	X
New Hampshire State Police	X	-	-	-	-	-	-	-	-
New Jersey State Police	-	X	-	-	-	-	-	X	-
New Mexico State Police	X	X	X	-	X	X	-	-	X
New York State Police	-	-	-	-	-	-	-	-	-
North Carolina State Highway Patrol	X	-	-	-	X	-	-	-	X
North Dakota Highway Patrol	-	-	-	-	-	-	-	-	-
Ohio State Highway Patrol	X	X	-	X	X	X	-	-	X
Oklahoma Highway Patrol	X	-	-	-	-	-	-	-	X
Oregon State Police	X	X	-	-	X	-	-	-	X
Pennsylvania State Police	X	X	X	X	X	X	-	X	X
Rhode Island State Police	-	-	-	-	-	-	-	X	X
South Carolina Highway Patrol	X	-	-	-	-	-	-	-	-
South Dakota Highway Patrol	X	-	-	-	-	-	-	-	X
Tennessee Department of Safety	X	-	X	X	X	-	-	-	X
Texas Department of Public Safety	X	-	-	-	X	-	-	X	X
Utah Highway Patrol	X	-	-	-	-	-	-	-	X
Vermont State Police	-	X	-	X	X	-	-	-	X
Virginia State Police	X	-	-	-	X	-	-	X	-
Washington State Patrol	-	-	-	-	-	-	-	-	X
West Virginia State Police	X	X	X	X	X	X	-	-	X
Wisconsin State Patrol	X	-	-	-	-	-	-	-	-
Wyoming Highway Patrol	-	-	-	-	-	-	-	-	-

Note: Codes for table are as follows:

- "X"=Agency uses that type of equipment.
- "-"=Agency does not use that type of equipment.

**Table 17b. In-field use of computers by State law enforcement agencies, 1997**

Name of agency	Types of mobile computers or terminal used				Primary field report transmission method		Types of information to which in-field officers have direct computer access:			
	Car-mounted		Hand-held digital terminal	Laptop	Criminal incidents	Traffic incidents	Calls for service	Criminal histories	Driving records	Vehicle records
	Digital computer	Digital terminal								
Alabama Department of Public Safety	-	-	X	X	PR	PR	-	-	-	-
Alaska State Troopers	-	-	-	-	PR	PR	X	X	X	X
Arizona Department of Public Safety	-	X	-	X	PR	PR	-	X	X	X
Arkansas State Police	-	-	-	X	PR	PR	-	-	-	-
California Highway Patrol	X	X	X	X	PR	PR	-	-	-	-
Colorado State Patrol	X	-	-	X	PR	PR	-	-	-	-
Connecticut State Police	-	-	-	X	PR	PR	-	-	-	-
Delaware State Police	X	X	X	X	PR	PR	X	X	X	X
Florida Highway Patrol	X	X	-	X	PR	PR	X	X	X	X
Georgia State Patrol	X	X	-	-	PR	PR	-	-	-	-
Idaho State Police	-	-	-	X	PR	PR	-	-	-	-
Illinois State Police	X	X	-	X	PR	PR	-	X	-	X
Indiana State Police	X	-	-	X	PR	PR	X	-	X	X
Iowa State Patrol	-	-	-	X	PR	PR	-	X	X	X
Kansas Highway Patrol	-	X	-	X	PR	PR	-	-	-	-
Kentucky State Police	-	-	-	-	PR	PR	-	-	-	-
Louisiana State Police	-	-	-	X	PR	PR	-	X	X	X
Maine State Police	-	X	-	X	CM	PR	-	-	-	-
Maryland State Police	-	-	-	X	PR	PR	-	-	-	-
Massachusetts State Police	-	X	-	X	PR	PR	-	X	X	X
Michigan State Police	X	X	-	X	PR	PR	-	X	X	X
Minnesota State Patrol	-	X	-	-	PR	PR	-	-	X	X
Mississippi Highway Safety Patrol	-	-	-	-	PR	PR	X	X	X	X
Missouri State Highway Patrol	X	X	-	X	PR	PR	-	X	X	X
Montana Highway Patrol	-	-	-	X	PR	PR	-	-	-	-
Nebraska State Patrol	-	-	-	X	PR	PR	-	-	-	-
Nevada Highway Patrol	-	-	-	X	CM	CM	-	-	-	-
New Hampshire State Police	-	-	-	X	PR	PR	-	-	-	-
New Jersey State Police	-	-	-	X	PR	PR	-	-	-	-
New Mexico State Police	X	-	-	X	PR	PR	X	-	X	X
New York State Police	X	X	-	X	PR	PR	-	-	-	-
North Carolina State Highway Patrol	X	-	-	X	PR	PR	-	X	X	X
North Dakota Highway Patrol	-	-	-	X	DD	PR	-	-	-	-
Ohio State Highway Patrol	X	X	-	X	PR	PR	-	-	-	-
Oklahoma Highway Patrol	-	-	-	-	PR	PR	-	-	-	-
Oregon State Police	X	-	-	X	PR	PR	X	X	X	X
Pennsylvania State Police	-	-	-	X	CM	PR	-	-	-	-
Rhode Island State Police	X	-	-	X	PR	PR	-	-	-	-
South Carolina Highway Patrol	-	X	-	X	PR	PR	X	X	X	X
South Dakota Highway Patrol	-	-	-	X	PR	PR	-	-	-	-
Tennessee Department of Safety	-	-	-	X	PR	PR	-	-	-	-
Texas Department of Public Safety	X	X	-	X	PR	PR	-	-	-	-
Utah Highway Patrol	X	-	-	X	PR	WT	-	X	X	X
Vermont State Police	-	-	-	X	CM	PR	-	-	-	-
Virginia State Police	-	-	-	X	PR	PR	-	-	-	-
Washington State Patrol	-	-	-	X	PR	PR	-	X	X	X
West Virginia State Police	-	-	-	X	PR	PR	-	-	-	-
Wisconsin State Patrol	X	X	-	X	PR	PR	-	X	X	X
Wyoming Highway Patrol	-	-	-	X	PR	PR	-	-	-	-

Note: Codes for types of computers and computer accessible information are as follows:

"X"=Officers in field use that type of computer or have direct access to that type of information via computer.

"-"=Officers in field do not use that type of computer or do not have direct access to that type of information via computer.

Codes for field report transmission methods are as follows:

"CM"=Computer medium (e.g., disk transfer)

"DD"=Data download (e.g., laptop download)

"PR"=Paper report

"WT"=Wireless transmission (e.g. cellular, UHF)

---Primary field report transmission method was not provided by an agency or was not applicable to an agency.

**Table 18b. Use of digital imaging, automated fingerprint identification systems (AFIS), and computer mapping by State law enforcement agencies, 1997**

Name of agency	Agency use of digital imaging for:			Agency AFIS facilities			Types of data that agency geocodes and maps*		
	Finger-prints	Mug shots	Suspect composites	System ownership		Remote access terminal	Arrests	Calls for service	Incidents
				Exclusive	Shared				
Alabama Department of Public Safety	-	-	-	X	-	X	-	-	X
Alaska State Troopers	X	-	-	X	-	X	-	-	-
Arizona Department of Public Safety	X	-	-	X	-	-	-	-	-
Arkansas State Police	X	-	-	X	-	X	-	-	X
California Highway Patrol	-	-	-	-	-	-	-	-	-
Colorado State Patrol	X	X	X	-	-	-	X	X	X
Connecticut State Police	-	-	-	X	-	X	-	-	-
Delaware State Police	X	-	X	X	-	-	X	X	X
Florida Highway Patrol	-	-	-	-	-	-	X	X	X
Georgia State Patrol	-	-	-	-	-	-	-	-	-
Idaho State Police	-	-	-	-	-	-	-	-	-
Illinois State Police	-	-	-	X	-	X	X	X	X
Indiana State Police	-	-	-	X	-	X	-	-	-
Iowa State Patrol	-	-	-	-	-	-	-	-	-
Kansas Highway Patrol	-	-	-	-	-	-	-	-	-
Kentucky State Police	X	-	-	X	-	-	-	-	-
Louisiana State Police	X	X	X	X	-	X	-	-	-
Maine State Police	-	-	-	-	X	X	-	-	-
Maryland State Police	-	-	-	X	-	-	-	-	X
Massachusetts State Police	-	-	-	X	-	X	-	-	X
Michigan State Police	X	-	-	X	-	-	-	-	X
Minnesota State Patrol	-	-	-	-	-	-	-	-	X
Mississippi Highway Safety Patrol	X	X	X	-	X	X	-	-	-
Missouri State Highway Patrol	X	X	X	X	-	X	X	-	X
Montana Highway Patrol	-	-	-	-	-	-	-	-	-
Nebraska State Patrol	X	-	X	-	X	X	X	-	X
Nevada Highway Patrol	-	-	-	X	-	X	-	-	-
New Hampshire State Police	-	-	-	-	-	-	-	-	-
New Jersey State Police	X	-	-	X	-	X	-	-	-
New Mexico State Police	-	-	-	X	-	X	-	-	-
New York State Police	X	X	-	-	-	X	-	-	-
North Carolina State Highway Patrol	-	-	-	-	-	-	-	-	-
North Dakota Highway Patrol	-	-	-	-	-	-	-	-	-
Ohio State Highway Patrol	-	-	-	-	-	-	X	X	X
Oklahoma Highway Patrol	-	-	-	-	-	-	-	-	-
Oregon State Police	X	X	-	-	X	X	X	X	X
Pennsylvania State Police	X	-	-	X	-	X	-	-	-
Rhode Island State Police	-	-	-	-	X	X	-	-	-
South Carolina Highway Patrol	-	-	-	-	-	-	-	-	-
South Dakota Highway Patrol	-	-	-	-	-	-	-	-	-
Tennessee Department of Safety	-	-	-	-	-	-	-	-	-
Texas Department of Public Safety	X	X	X	X	-	X	-	-	-
Utah Highway Patrol	-	-	-	X	-	X	-	-	-
Vermont State Police	-	-	-	-	-	-	-	-	-
Virginia State Police	X	-	-	X	-	-	-	-	-
Washington State Patrol	-	-	-	-	X	X	-	X	X
West Virginia State Police	-	-	-	-	-	-	-	-	-
Wisconsin State Patrol	-	-	-	-	-	-	-	-	-
Wyoming Highway Patrol	-	-	-	-	-	-	-	-	-

Note: Codes for the table are as follows:

"X"=Agency has facility or uses procedure.

"-"=Agency does not have facility or does not use procedure.

\*Excludes agencies that did not indicate they used computers for crime mapping

**Table 19b. Types of computerized files maintained by State law enforcement agencies, 1997**

Name of agency	Agencies maintaining computerized files pertaining to:									
	Alarms	Arrests	Calls for service	Crime analysis (linked)	Criminal history records	Driver's license records	Evidence	Field interviews	Incident reports	Inventory
Alabama Department of Public Safety	-	-	X	-	-	X	-	X	-	X
Alaska State Troopers	X	X	X	-	X	X	X	-	X	X
Arizona Department of Public Safety	-	X	-	-	X	-	X	X	X	X
Arkansas State Police	-	-	-	X	X	X	-	-	-	X
California Highway Patrol	X	X	X	-	-	-	X	-	-	X
Colorado State Patrol	-	-	-	-	-	-	-	-	X	-
Connecticut State Police	-	X	X	-	X	-	X	X	X	X
Delaware State Police	-	-	-	-	-	-	-	-	-	-
Florida Highway Patrol	-	X	X	-	X	X	X	-	X	X
Georgia State Patrol	-	-	-	-	-	X	-	-	X	X
Idaho State Police	-	-	X	-	-	-	X	-	X	X
Illinois State Police	-	X	X	X	X	X	X	X	X	X
Indiana State Police	-	X	X	X	X	-	X	-	-	X
Iowa State Patrol	-	X	X	-	-	-	-	X	X	X
Kansas Highway Patrol	-	X	-	-	-	-	-	-	X	X
Kentucky State Police	-	X	X	-	X	X	-	-	X	X
Louisiana State Police	-	X	-	-	X	X	X	X	-	X
Maine State Police	-	X	X	-	-	-	-	-	X	X
Maryland State Police	-	X	-	-	X	X	X	-	-	X
Massachusetts State Police	-	-	X	-	-	X	-	-	X	X
Michigan State Police	-	-	-	-	X	-	-	-	X	X
Minnesota State Patrol	-	-	-	-	-	-	-	-	-	X
Mississippi Highway Safety Patrol	-	X	-	-	X	X	-	-	-	X
Missouri State Highway Patrol	-	X	-	X	X	X	X	X	X	X
Montana Highway Patrol	-	X	X	-	X	X	-	-	-	X
Nebraska State Patrol	-	X	X	X	X	-	X	X	X	X
Nevada Highway Patrol	-	X	X	-	-	X	X	-	X	X
New Hampshire State Police	-	-	-	-	-	-	-	-	-	-
New Jersey State Police	-	-	X	-	X	-	-	-	-	X
New Mexico State Police	-	X	-	X	X	-	X	X	X	X
New York State Police	-	X	X	-	-	-	X	X	X	X
North Carolina State Highway Patrol	-	X	X	-	X	X	-	-	-	X
North Dakota Highway Patrol	-	X	X	-	-	-	-	X	X	X
Ohio State Highway Patrol	-	X	-	-	X	X	-	X	X	X
Oklahoma Highway Patrol	-	X	-	-	-	X	-	-	X	X
Oregon State Police	-	X	X	X	X	X	-	-	X	X
Pennsylvania State Police	-	X	X	X	X	-	X	-	X	X
Rhode Island State Police	-	X	-	-	-	-	X	-	X	-
South Carolina Highway Patrol	-	X	X	-	-	X	-	-	X	X
South Dakota Highway Patrol	-	-	-	-	-	-	X	X	X	X
Tennessee Department of Safety	-	X	-	-	-	X	X	X	X	X
Texas Department of Public Safety	X	X	-	X	X	X	-	X	X	X
Utah Highway Patrol	-	X	X	X	X	X	X	X	X	X
Vermont State Police	X	X	X	X	X	X	-	X	X	X
Virginia State Police	-	X	X	-	X	-	X	-	X	X
Washington State Patrol	-	X	X	X	-	-	X	X	X	X
West Virginia State Police	-	-	-	-	X	-	-	-	-	X
Wisconsin State Patrol	-	X	X	-	-	-	X	-	X	X
Wyoming Highway Patrol	-	X	X	-	-	X	-	-	-	X

Note: Codes for the table are as follows:

"X"=Agency maintains that type of information in a computerized format.

"-"=Agency does not maintain that type of information in a computerized format.

**Table 20b. Additional types of computerized files maintained by State law enforcement agencies, 1997**

Name of agency	Agencies maintaining computerized files pertaining to:									
	Payroll	Personnel	Stolen property	Summons	Traffic accidents	Traffic citations	Uniform Crime Reports		Vehicle registration	Warrants
							NIBRS*	Summary		
Alabama Department of Public Safety	X	X	-	-	X	-	-	-	-	-
Alaska State Troopers	X	X	X	X	X	X	-	X	X	X
Arizona Department of Public Safety	X	X	X	-	X	-	-	X	-	X
Arkansas State Police	X	X	X	-	X	-	X	-	X	-
California Highway Patrol	X	X	X	-	X	X	X	X	-	-
Colorado State Patrol	X	X	X	X	X	X	X	-	-	-
Connecticut State Police	X	X	-	X	X	X	X	X	-	-
Delaware State Police	-	-	-	-	-	-	-	-	-	-
Florida Highway Patrol	X	X	X	-	X	X	-	-	X	X
Georgia State Patrol	X	X	-	-	X	X	-	-	-	-
Idaho State Police	X	-	-	-	X	-	-	-	-	-
Illinois State Police	X	X	X	-	X	X	X	X	X	X
Indiana State Police	-	X	X	-	X	X	-	-	-	X
Iowa State Patrol	X	X	-	-	X	-	X	-	-	X
Kansas Highway Patrol	X	X	-	-	-	-	-	-	-	-
Kentucky State Police	X	X	X	-	X	X	X	X	X	-
Louisiana State Police	X	X	X	-	X	X	-	-	X	-
Maine State Police	X	X	X	-	X	-	X	X	-	X
Maryland State Police	X	X	X	-	X	-	-	X	X	X
Massachusetts State Police	X	X	-	-	-	-	X	-	X	X
Michigan State Police	X	-	X	X	X	-	-	X	-	X
Minnesota State Patrol	X	X	-	-	X	X	-	-	-	-
Mississippi Highway Safety Patrol	X	X	-	-	X	X	-	-	-	-
Missouri State Highway Patrol	X	X	X	X	X	X	-	-	X	X
Montana Highway Patrol	X	X	-	X	X	X	-	-	X	X
Nebraska State Patrol	X	X	X	X	X	X	-	-	-	X
Nevada Highway Patrol	X	X	-	-	X	X	X	X	X	X
New Hampshire State Police	-	-	-	-	-	-	-	-	-	-
New Jersey State Police	X	X	X	-	X	-	-	X	-	-
New Mexico State Police	X	X	-	-	X	-	X	X	-	X
New York State Police	X	X	X	X	X	-	-	X	-	-
North Carolina State Highway Patrol	-	-	X	-	X	X	-	-	X	X
North Dakota Highway Patrol	X	X	-	-	X	X	X	X	-	-
Ohio State Highway Patrol	X	X	-	-	X	X	X	X	-	-
Oklahoma Highway Patrol	X	X	-	-	X	X	-	-	-	-
Oregon State Police	X	X	X	-	X	X	X	-	X	X
Pennsylvania State Police	X	X	X	-	X	-	-	X	-	X
Rhode Island State Police	-	-	-	-	X	-	-	-	-	-
South Carolina Highway Patrol	X	X	-	X	X	X	-	-	X	-
South Dakota Highway Patrol	X	X	X	-	X	X	-	-	-	-
Tennessee Department of Safety	X	X	X	-	X	X	X	X	X	-
Texas Department of Public Safety	X	X	X	-	X	X	X	X	X	X
Utah Highway Patrol	X	X	X	-	X	X	X	X	X	X
Vermont State Police	X	X	X	-	X	X	X	X	X	X
Virginia State Police	X	X	X	-	-	-	X	X	-	X
Washington State Patrol	X	X	-	-	X	X	-	-	-	-
West Virginia State Police	X	X	-	-	-	-	-	-	-	-
Wisconsin State Patrol	X	X	-	-	-	-	X	-	-	X
Wyoming Highway Patrol	-	-	-	-	-	X	-	-	X	X

Note: The codes for the table are as follows:

"X"=Agency maintains that type of information in a computerized format.

"-"=Agency does not maintain that type of information in a computerized format.

\*National Incident-Based Reporting System

**Table 21b. Written policy directives maintained by State law enforcement agencies, 1997**

Name of agency	Agencies with a written policy directive pertaining to:										
	Confidential funds	Discretionary arrest	Domestic disputes	Employee counseling	Homeless persons	Juveniles	Maximum work hours	Mentally ill persons	Off-duty work	Pursuit driving	Strip searches
Alabama Department of Public Safety	X	X	X	X	-	X	X	X	X	J	X
Alaska State Troopers	X	X	X	X	-	X	X	X	X	R	-
Arizona Department of Public Safety	X	X	-	X	-	-	-	-	X	R	-
Arkansas State Police	X	X	-	X	-	X	X	-	X	R	X
California Highway Patrol	X	-	X	X	-	X	X	X	X	J	X
Colorado State Patrol	X	X	X	X	X	X	X	X	X	R	-
Connecticut State Police	X	X	X	X	-	X	X	X	X	R	X
Delaware State Police	X	X	X	X	-	X	X	X	X	R	X
Florida Highway Patrol	X	X	X	X	-	X	X	X	X	R	X
Georgia State Patrol	-	X	-	X	-	X	X	-	X	R	X
Idaho State Police	-	-	-	X	-	X	X	-	X	R	-
Illinois State Police	X	X	X	X	-	X	X	-	X	R	X
Indiana State Police	X	X	X	X	X	X	X	X	X	R	-
Iowa State Patrol	X	X	X	X	X	X	X	X	X	R	-
Kansas Highway Patrol	-	X	X	X	-	X	X	X	X	J	-
Kentucky State Police	X	X	X	X	-	X	-	X	X	R	X
Louisiana State Police	X	X	-	X	-	X	X	-	X	R	-
Maine State Police	-	-	X	-	-	-	-	-	X	J	-
Maryland State Police	X	X	X	X	X	X	X	X	X	J	X
Massachusetts State Police	-	-	X	X	-	X	X	X	X	R	-
Michigan State Police	X	X	X	X	-	X	-	X	X	J	X
Minnesota State Patrol	-	-	-	-	-	X	-	-	X	J	-
Mississippi Highway Safety Patrol	-	-	-	X	-	-	X	-	X	J	-
Missouri State Highway Patrol	X	X	X	X	X	X	X	X	X	R	X
Montana Highway Patrol	-	X	X	X	-	X	X	X	X	R	-
Nebraska State Patrol	X	X	X	X	X	X	X	X	X	R	-
Nevada Highway Patrol	-	X	-	X	-	X	-	-	X	R	X
New Hampshire State Police	X	-	X	X	-	X	X	X	X	J	X
New Jersey State Police	X	-	X	X	-	X	X	X	X	R	X
New Mexico State Police	X	-	-	-	-	-	-	-	X	O	-
New York State Police	X	X	X	X	X	X	X	X	X	O	X
North Carolina State Highway Patrol	-	X	-	X	-	-	X	-	X	J	-
North Dakota Highway Patrol	-	X	-	X	X	X	X	X	X	R	-
Ohio State Highway Patrol	-	X	X	X	-	-	X	X	X	J	X
Oklahoma Highway Patrol	-	X	X	X	-	X	-	X	X	R	X
Oregon State Police	X	X	X	X	-	X	-	X	X	J	X
Pennsylvania State Police	X	X	X	X	-	X	X	-	X	R	X
Rhode Island State Police	X	X	X	X	-	X	X	-	X	R	X
South Carolina Highway Patrol	-	X	-	X	-	X	X	-	X	J	-
South Dakota Highway Patrol	X	X	X	-	-	X	X	-	X	J	X
Tennessee Department of Safety	X	X	-	X	-	-	X	-	X	R	X
Texas Department of Public Safety	X	X	-	-	X	X	X	X	X	J	X
Utah Highway Patrol	-	-	-	X	-	-	-	-	X	J	-
Vermont State Police	X	X	X	X	-	X	-	X	X	R	-
Virginia State Police	X	X	X	X	-	X	X	X	X	J	X
Washington State Patrol	X	X	X	X	-	X	X	X	X	R	X
West Virginia State Police	X	-	X	X	-	-	X	-	X	J	-
Wisconsin State Patrol	-	X	X	X	-	X	X	-	X	R	-
Wyoming Highway Patrol	-	-	-	-	-	X	-	-	X	R	-

Note: Codes for policy directives are as follows:

- "X"=Agency maintains policy directive pertaining to that topic.
- "-"=Agency does not maintain policy directive pertaining to that topic.

Codes for policy directives pertaining to pursuit driving are as follows:

- "J"=Judgmental policy (agency leaves vehicle pursuit decisions to officers' discretion)
- "R"=Restrictive policy (agency restricts vehicle pursuits according to specific criteria such as type of offense or speed)
- "O"=Agency has other type of policy pertaining to vehicle pursuits.

**Table 22b. Policies and procedures pertaining to excessive force complaints maintained by State law enforcement agencies, 1997**

Name of agency	Written policy directives			Jurisdiction has civilian complaint review board	Person to whom board reports	External* review of complaints required	Person who makes final disciplinary decision	Right to administrative appeal of decision	
	Citizen complaints	Use of deadly force	Use of nonlethal force					Citizen	Officer
Alabama Department of Public Safety	X	X	X	-	-	X	LEX	X	X
Alaska State Troopers	X	X	X	-	-	-	LEX	X	X
Arizona Department of Public Safety	X	X	X	-	-	-	LEX	-	X
Arkansas State Police	X	X	X	-	-	X	LEX	-	X
California Highway Patrol	X	X	X	X	LEX	-	LEX	-	X
Colorado State Patrol	X	X	X	-	-	X	LEX	X	X
Connecticut State Police	X	X	X	-	-	X	LEX	-	X
Delaware State Police	X	X	X	-	-	-	LEX	-	X
Florida Highway Patrol	X	X	X	-	-	-	LEX	-	X
Georgia State Patrol	X	X	X	-	-	X	LEX	-	X
Idaho State Police	X	X	X	-	-	-	LEX	-	X
Illinois State Police	X	X	-	-	-	X	OTH	-	X
Indiana State Police	X	X	X	-	-	-	LEX	-	X
Iowa State Patrol	X	X	X	-	-	-	GEX	-	X
Kansas Highway Patrol	X	X	X	-	-	X	LEX	-	X
Kentucky State Police	X	X	X	-	-	-	LEX	-	X
Louisiana State Police	X	X	X	-	-	-	LEX	X	X
Maine State Police	X	X	X	-	-	-	LEX	-	X
Maryland State Police	X	X	X	-	-	X	LEX	-	-
Massachusetts State Police	X	X	X	-	-	-	LEX	X	X
Michigan State Police	X	X	X	-	-	-	LEX	-	X
Minnesota State Patrol	X	X	-	-	-	-	LEX	X	X
Mississippi Highway Safety Patrol	-	X	X	-	-	-	LEX	-	X
Missouri State Highway Patrol	X	X	X	-	-	X	LEX	-	X
Montana Highway Patrol	X	X	X	-	-	-	LEX	-	X
Nebraska State Patrol	X	X	X	-	-	X	LEX	X	X
Nevada Highway Patrol	X	X	X	-	-	X	GEX	X	X
New Hampshire State Police	X	X	X	-	-	X	LEX	-	X
New Jersey State Police	X	X	X	-	-	X	LEX	-	X
New Mexico State Police	X	X	X	-	-	X	LEX	-	X
New York State Police	X	X	X	-	-	-	LEX	X	X
North Carolina State Highway Patrol	X	X	X	-	-	X	LEX	-	X
North Dakota Highway Patrol	X	X	X	-	-	-	LEX	-	X
Ohio State Highway Patrol	X	X	X	-	-	X	LEX	X	X
Oklahoma Highway Patrol	X	X	X	-	-	-	LEX	-	X
Oregon State Police	X	X	X	-	-	-	OSP	-	X
Pennsylvania State Police	X	X	X	-	-	X	LEX	-	X
Rhode Island State Police	X	X	X	-	-	-	LEX	-	X
South Carolina Highway Patrol	-	X	X	-	-	X	LEX	-	X
South Dakota Highway Patrol	X	X	X	-	-	-	LEX	-	X
Tennessee Department of Safety	X	X	X	-	-	-	LEX	X	X
Texas Department of Public Safety	X	X	X	-	-	-	LEX	-	X
Utah Highway Patrol	X	X	-	-	-	X	LEX	X	X
Vermont State Police	X	X	X	X	GEX	X	GEX	-	X
Virginia State Police	X	X	X	-	-	-	LEX	-	X
Washington State Patrol	X	X	X	-	-	-	LEX	-	X
West Virginia State Police	X	X	X	-	-	-	LEX	-	X
Wisconsin State Patrol	X	X	X	-	-	-	LEX	-	X
Wyoming Highway Patrol	-	X	X	-	-	-	LEX	-	X

Note: The codes for the table are as follows:

"X"=Agency has policy or procedure.

"-"=Agency does not have policy or procedure.

The codes for civilian complaint review board are as follows:

"X"=Agency's jurisdiction has a civilian complaint review board, but it does not have independent investigative authority with subpoena powers.

"-"=Agency's jurisdiction does not have a civilian complaint review board.

The codes for civilian complaint review board accountability and final disciplinary decisions are as follows:

"GEX"=Government executive

"LEX"=Law enforcement executive

"OSP"=Other sworn personnel

"OTH"=Other person(s) not listed above

\*External to the chain of command where the accused officer is assigned.

**Table 23b. Special units for youth and family problems operated by State law enforcement agencies, 1997**

Name of agency	Agencies operating a special unit with full-time personnel and number of personnel assigned:						
	Child abuse	Domestic violence	Drug education in schools	Gangs	Juvenile crime	Missing children	Youth outreach
Alabama Department of Public Safety	-	PO	PO	-	-	0/2	-
Alaska State Troopers	PO	PO	-	-	-	1	-
Arizona Department of Public Safety	-	-	1/4	39/6	-	-	-
Arkansas State Police	10	-	DP	-	PO	DP	DP
California Highway Patrol	PO	DP	DP	DP	PO	PO	DP
Colorado State Patrol	-	PO	DP	DP	DP	-	DP
Connecticut State Police	PO	PO	1	19/3	DP	PO	-
Delaware State Police	10	6	5	2	10	PO	1
Florida Highway Patrol	PO	PO	-	DP	DP	PO	PO
Georgia State Patrol	-	-	23	10	-	-	-
Idaho State Police	-	PO	PO	-	PO	-	-
Illinois State Police	PO	PO	7/1	19/1	DP	PO	-
Indiana State Police	PO	PO	-	2	PO	0/3	1
Iowa State Patrol	PO	PO	4	-	-	-	-
Kansas Highway Patrol	PO	PO	DP	DP	PO	-	-
Kentucky State Police	PO	1	1	PO	PO	PO	PO
Louisiana State Police	-	-	-	-	-	-	-
Maine State Police	DP	PO	DP	-	-	PO	-
Maryland State Police	PO	PO	24	-	PO	DP	DP
Massachusetts State Police	PO	PO	DP	DP	PO	PO	-
Michigan State Police	PO	PO	17	PO	PO	PO	PO
Minnesota State Patrol	PO	PO	PO	PO	PO	PO	PO
Mississippi Highway Safety Patrol	DP	-	-	-	-	-	-
Missouri State Highway Patrol	PO	PO	DP	DP	DP	DP	PO
Montana Highway Patrol	-	-	DP	-	PO	-	PO
Nebraska State Patrol	6	DP	7/3	6/1	DP	0/1	1
Nevada Highway Patrol	-	-	-	DP	-	-	-
New Hampshire State Police	PO	1/1	DP	PO	PO	DP	-
New Jersey State Police	DP	PO	12	5/1	PO	5/2	DP
New Mexico State Police	DP	DP	-	DP	-	-	-
New York State Police	DP	-	DP	4/1	0/2	3/1	-
North Carolina State Highway Patrol	-	-	PO	PO	PO	-	-
North Dakota Highway Patrol	-	-	-	-	PO	PO	PO
Ohio State Highway Patrol	-	PO	PO	-	-	-	-
Oklahoma Highway Patrol	-	PO	20	-	-	-	-
Oregon State Police	DP	1	9	4	PO	PO	-
Pennsylvania State Police	PO	PO	DP	DP	DP	1	DP
Rhode Island State Police	DP	DP	DP	DP	DP	0/1	PO
South Carolina Highway Patrol	PO	-	DP	-	PO	-	-
South Dakota Highway Patrol	-	PO	DP	-	-	-	-
Tennessee Department of Safety	-	-	1	-	-	-	-
Texas Department of Public Safety	-	-	-	-	-	DP	-
Utah Highway Patrol	-	-	-	-	-	-	-
Vermont State Police	12	DP	DP	DP	PO	PO	-
Virginia State Police	PO	PO	PO	DP	DP	DP	PO
Washington State Patrol	PO	PO	-	-	PO	DP	PO
West Virginia State Police	-	PO	-	-	-	0/1	-
Wisconsin State Patrol	PO	PO	DP	-	-	-	DP
Wyoming Highway Patrol	-	PO	-	-	-	-	-

Note: Special unit personnel data include only those personnel assigned on a full-time basis. Data presented are for sworn personnel unless the agency has civilian personnel assigned to the unit. In such cases, the data are presented in a "sworn/civilian" format. For agencies without a particular type of special unit with personnel assigned on a full-time basis, the codes are as follows:

"DP"=Agency has specially designated personnel assigned to address to this task or problem as needed.

"PO"=Agency has special policies or procedures that address this task or problem, but no specially designated personnel.

"-"=Agency has no special policies or procedures, or specially designated personnel to address this task or problem.

---Data were not provided by an agency.



**Table 24b. Additional special units operated by State law enforcement agencies, 1997**

Name of agency	Agencies operating a special unit with full-time personnel and number of personnel assigned:								
	Bias/hate crime	Community crime prevention	Crime analysis	Drunk drivers	Environmental crimes	Prosecutor relations	Repeat offenders	Research and planning	Victim assistance
Alabama Department of Public Safety	-	-	PO	PO	-	-	-	2/2	DP
Alaska State Troopers	PO	-	PO	PO	1	PO	-	1	PO
Arizona Department of Public Safety	-	-	0/9	PO	-	-	-	1/4	PO
Arkansas State Police	PO	DP	2/2	DP	-	DP	-	DP	-
California Highway Patrol	PO	DP	DP	DP	PO	DP	PO	18/26	PO
Colorado State Patrol	PO	-	DP	DP	DP	DP	-	1	0/4
Connecticut State Police	DP	PO	0/13	PO	-	-	-	3/1	PO
Delaware State Police	PO	3	DP	PO	-	-	-	3	1/6
Florida Highway Patrol	PO	Highway	0/1	DP	-	DP	-	0/2	PO
Georgia State Patrol	-	-	-	---	-	-	-	1/1	-
Idaho State Police	-	-	-	PO	PO	-	-	4	-
Illinois State Police	PO	PO	0/28	PO	-	-	-	4/26	PO
Indiana State Police	-	DP	8/9	PO	-	-	-	1/1	PO
Iowa State Patrol	PO	PO	-	PO	-	-	-	2/1	-
Kansas Highway Patrol	-	-	-	4	-	DP	-	1/2	-
Kentucky State Police	PO	PO	1/10	PO	1	-	-	1/6	PO
Louisiana State Police	-	-	-	DP	DP	-	-	DP	-
Maine State Police	DP	PO	-	PO	-	-	-	1	-
Maryland State Police	PO	24	6/12	PO	4	PO	PO	6/4	PO
Massachusetts State Police	PO	DP	PO	-	-	DP	-	DP	PO
Michigan State Police	PO	65	25/4	1	-	65	PO	1	PO
Minnesota State Patrol	-	PO	-	PO	PO	-	-	-	PO
Mississippi Highway Safety Patrol	-	DP	-	DP	-	-	-	-	-
Missouri State Highway Patrol	DP	DP	0/3	PO	-	DP	PO	4/3	PO
Montana Highway Patrol	-	-	DP	PO	-	-	-	DP	PO
Nebraska State Patrol	7/1	PO	2/3	DP	3	6	26	1/1	PO
Nevada Highway Patrol	-	-	-	DP	-	DP	-	-	-
New Hampshire State Police	-	PO	DP	PO	-	DP	-	2	DP
New Jersey State Police	-	12	1/7	DP	-	PO	-	8/2	PO
New Mexico State Police	-	-	-	DP	-	-	-	DP	-
New York State Police	DP	DP	3/2	DP	-	-	-	5/6	PO
North Carolina State Highway Patrol	DP	-	PO	DP	-	-	-	4/2	-
North Dakota Highway Patrol	-	PO	PO	PO	-	PO	PO	DP	PO
Ohio State Highway Patrol	PO	-	3/2	---	-	-	-	5/5	PO
Oklahoma Highway Patrol	-	-	-	-	-	-	-	2/1	-
Oregon State Police	PO	DP	0/2	PO	1	7	-	1	-
Pennsylvania State Police	1	DP	DP	1	-	-	-	16/16	DP
Rhode Island State Police	DP	DP	0/1	DP	-	-	-	3	PO
South Carolina Highway Patrol	-	-	-	DP	-	-	-	-	DP
South Dakota Highway Patrol	-	-	-	PO	-	-	-	DP	-
Tennessee Department of Safety	-	-	-	9/1	-	-	-	5/6	-
Texas Department of Public Safety	-	-	9	-	-	-	-	9	-
Utah Highway Patrol	-	-	-	6	-	PO	PO	0/1	-
Vermont State Police	PO	DP	DP	DP	-	-	-	-	-
Virginia State Police	DP	DP	PO	PO	PO	PO	-	3	PO
Washington State Patrol	PO	-	-	DP	-	PO	PO	0/4	PO
West Virginia State Police	-	-	1/3	PO	-	-	-	2/1	-
Wisconsin State Patrol	-	-	-	DP	-	DP	-	0/5	-
Wyoming Highway Patrol	-	-	-	PO	-	-	-	-	-

Note: Special unit personnel data include only those personnel assigned on a full-time basis. Data presented are for sworn personnel unless the agency has civilian personnel assigned to the unit. In such cases, the data are presented in a "sworn/civilian" format. For agencies without a particular type of special unit with personnel assigned on a full-time basis, the codes are as follows:

- "DP"=Agency has specially designated personnel assigned to address to this task or problem as needed.
- "PO"=Agency has special policies or procedures that address this task or problem, but no specially designated personnel.
- "-"=Agency has no special policies or procedures, or specially designated personnel to address this task or problem.

---Data were not provided by an agency.

**Table 25b. Community policing plans, training, personnel, and facilities in State law enforcement agencies, 1997**

Name of agency	Agency community policing plan	Agency personnel receiving community policing training			Full-time community policing unit personnel	Number of full-time:		Neighborhood/community substations	
		Officer recruits	In-service officers	Civilian personnel		Community policing officers	School resource officers	Fixed	Mobile
Alabama Department of Public Safety	-	All	All	Some	-	0	0	0	0
Alaska State Troopers	FW	Some	Some	Some	PO	8	0	0	0
Arizona Department of Public Safety	-	All	Some	Some	-	0	0	0	0
Arkansas State Police	FW	All	Some	None	15	60	0	12	0
California Highway Patrol	FW	All	Most	None	DP	0	127	32	0
Colorado State Patrol	FW	All	All	None	DP	0	0	35	0
Connecticut State Police	-	None	None	None	-	0	0	0	0
Delaware State Police	FW	All	All	None	12	8	10	1	2
Florida Highway Patrol	FW	All	Some	None	42	42	0	1	0
Georgia State Patrol	-	None	None	None	-	0	23	0	0
Idaho State Police	-	None	None	None	-	0	1	0	0
Illinois State Police	FW	All	Most	Some	73	0	0	0	0
Indiana State Police	FW	None	Some	None	30	28	0	0	0
Iowa State Patrol	NF	All	Some	None	12	12	14	0	0
Kansas Highway Patrol	-	Some	None	None	-	23	0	0	0
Kentucky State Police	NF	None	Some	None	PO	0	0	0	0
Louisiana State Police	-	All	None	None	-	0	0	0	0
Maine State Police	-	None	None	None	-	0	0	0	0
Maryland State Police	FW	All	All	Some	PO	0	0	8	0
Massachusetts State Police	FW	All	Most	Some	DP	0	0	37	0
Michigan State Police	NF	None	Most	None	PO	64	17	7	0
Minnesota State Patrol	-	None	None	None	-	0	1	0	0
Mississippi Highway Safety Patrol	-	None	None	None	-	0	0	0	0
Missouri State Highway Patrol	FW	Most	Some	None	DP	0	0	78	0
Montana Highway Patrol	FW	None	Some	Some	5	6	0	0	0
Nebraska State Patrol	NF	All	Most	Some	DP	0	0	18	0
Nevada Highway Patrol	-	None	None	None	-	0	0	27	0
New Hampshire State Police	NF	All	All	Most	PO	0	0	0	0
New Jersey State Police	NF	None	None	None	18	18	12	0	0
New Mexico State Police	-	Some	Some	None	-	0	0	0	0
New York State Police	FW	All	Some	None	DP	0	0	70	0
North Carolina State Highway Patrol	-	None	None	None	-	0	0	0	0
North Dakota Highway Patrol	NF	All	Most	Some	PO	3	0	3	0
Ohio State Highway Patrol	-	None	None	None	-	0	0	0	0
Oklahoma Highway Patrol	-	None	Some	None	-	0	0	0	0
Oregon State Police	FW	All	All	Some	DP	31	0	23	12
Pennsylvania State Police	FW	None	None	None	DP	0	0	0	0
Rhode Island State Police	NF	None	None	None	DP	0	0	0	0
South Carolina Highway Patrol	-	None	None	None	-	0	0	0	0
South Dakota Highway Patrol	-	None	None	None	-	0	0	2	0
Tennessee Department of Safety	-	None	None	None	-	0	0	80	0
Texas Department of Public Safety	-	None	None	None	-	0	0	0	0
Utah Highway Patrol	-	None	None	None	-	0	0	12	0
Vermont State Police	NF	All	Some	None	4	0	0	0	0
Virginia State Police	NF	All	All	Some	PO	0	0	0	0
Washington State Patrol	-	Most	All	None	-	0	0	83	0
West Virginia State Police	FW	All	All	None	12	13	0	0	0
Wisconsin State Patrol	-	None	None	None	-	0	0	0	0
Wyoming Highway Patrol	-	None	None	None	-	0	0	0	16

Note: Codes for agency community policing plan are as follows:

- "FW"=Agency has a formally written community policing plan.
- "NF"=Agency has a community policing plan, but it is not formally written.
- "-"=Agency does not have a community policing plan.

Community policing unit data include only those personnel assigned on a full-time basis. Data presented are for sworn personnel unless the agency has civilian personnel assigned to the unit. In such cases, the data are presented in a "sworn/civilian" format. For agencies without a community policing unit with personnel assigned on a full-time basis, the codes are as follows:

- "DP"=Agency has specially designated personnel assigned address to this task as needed.
- "PO"=Agency has special policies or procedures that address this task, but no specially designated personnel.
- "-"=Agency has no special policies or procedures, or specially designated personnel to address this task.

**Table 26b. Community policing activities and policies of State law enforcement agencies, 1997**

Name of agency	Activities in 12-month period ending June 30, 1997				Geographic assignments		Involvement in problem-solving projects by patrol officers	
	Citizen surveys	Citizen training	Community group meetings	Problem-solving partnership	Investi-gators	Patrol officers	Actively encouraged	Included in evaluation
Alabama Department of Public Safety	-	-	-	-	-	-	-	-
Alaska State Troopers	-	X	X	X	-	-	-	-
Arizona Department of Public Safety	-	X	X	X	-	-	X	X
Arkansas State Police	X	-	X	X	X	X	X	X
California Highway Patrol	-	X	X	X	X	X	X	X
Colorado State Patrol	-	-	X	-	X	X	X	X
Connecticut State Police	X	-	X	-	X	X	-	-
Delaware State Police	-	X	X	X	X	X	-	-
Florida Highway Patrol	X	X	X	X	-	X	-	X
Georgia State Patrol	X	-	X	-	-	X	-	-
Idaho State Police	-	-	-	-	-	-	-	-
Illinois State Police	X	X	X	X	X	X	X	X
Indiana State Police	X	-	X	X	-	-	-	X
Iowa State Patrol	-	-	X	-	-	X	-	-
Kansas Highway Patrol	-	-	X	-	-	-	-	-
Kentucky State Police	-	-	X	X	-	-	-	-
Louisiana State Police	-	-	X	-	X	X	X	-
Maine State Police	-	-	-	-	X	X	-	-
Maryland State Police	X	X	X	X	X	X	X	-
Massachusetts State Police	X	-	-	-	-	X	-	-
Michigan State Police	-	-	X	-	X	X	-	-
Minnesota State Patrol	-	-	-	-	-	-	-	-
Mississippi Highway Safety Patrol	-	-	-	-	-	X	-	-
Missouri State Highway Patrol	X	X	X	X	-	X	-	-
Montana Highway Patrol	-	X	X	-	-	X	-	-
Nebraska State Patrol	X	-	X	X	X	X	-	X
Nevada Highway Patrol	-	-	-	-	-	-	-	-
New Hampshire State Police	-	-	X	X	X	X	X	X
New Jersey State Police	-	X	X	-	X	X	-	-
New Mexico State Police	-	-	X	-	-	-	-	-
New York State Police	X	-	X	-	X	X	X	-
North Carolina State Highway Patrol	-	-	-	-	-	-	-	-
North Dakota Highway Patrol	-	X	X	X	-	X	-	-
Ohio State Highway Patrol	-	-	X	-	-	-	-	-
Oklahoma Highway Patrol	-	-	-	-	-	-	-	-
Oregon State Police	X	X	X	X	X	X	X	X
Pennsylvania State Police	-	X	X	-	-	X	-	-
Rhode Island State Police	-	-	X	-	-	-	-	-
South Carolina Highway Patrol	X	-	-	-	-	-	-	-
South Dakota Highway Patrol	-	-	X	-	-	-	-	-
Tennessee Department of Safety	-	-	X	-	X	X	-	-
Texas Department of Public Safety	-	-	X	-	X	X	-	-
Utah Highway Patrol	-	-	-	-	-	-	-	-
Vermont State Police	-	-	-	-	-	X	-	-
Virginia State Police	-	-	-	-	-	-	-	-
Washington State Patrol	-	-	-	-	-	-	-	-
West Virginia State Police	X	-	X	X	-	X	X	-
Wisconsin State Patrol	-	-	X	-	-	-	-	-
Wyoming Highway Patrol	-	-	X	-	-	-	-	-

Note: Codes for the table are as follows:

"X"=Agency has performed that activity or has that policy.

"-"=Agency has not performed that activity or does not have that policy.

RETURN TO

Bureau of the Census  
1201 East 10th Street  
Jeffersonville, IN 47132-0001

FORM **CJ-44**  
(6-19-97)

**1997 SAMPLE SURVEY OF LAW ENFORCEMENT AGENCIES**

U.S. DEPARTMENT OF COMMERCE  
BUREAU OF THE CENSUS  
ACTING AS COLLECTING AGENT FOR  
BUREAU OF JUSTICE STATISTICS  
U.S. DEPARTMENT OF JUSTICE

In correspondence pertaining to this report, please refer to the number at the top of the address label

(Please correct any error in name, mailing address, and ZIP Code)

**INFORMATION SUPPLIED BY**

Name					Title			
OFFICIAL ADDRESS	Number and street or P.O. box/Route number				City	State	ZIP Code	
TELEPHONE	Area code 017	Number	Extension	FAX NUMBER	Area code 018	Number		
E-MAIL ADDRESS								

FROM THE DIRECTOR  
BUREAU OF JUSTICE STATISTICS

On behalf of the Bureau of Justice Statistics (BJS), U.S. Department of Justice, the Bureau of the Census is conducting a sample survey of law enforcement agencies in the United States. The survey will obtain current information on the workload and resources of the Nation's law enforcement agencies. BJS first conducted this survey in 1987 as part of its Law Enforcement Management and Administrative Statistics (LEMAS) program. The survey was repeated in 1990 and 1993.

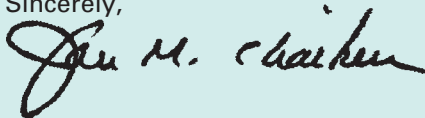
As in past years, your agency and other agencies in the scientifically selected sample will represent the characteristics and work of all law enforcement agencies in the United States. Federal, State, and local officials will use the data to assess the needs of law enforcement agencies and to keep informed of their status. BJS will publish the data in a series of reports.

So that we can complete data collection and publish the survey results as soon as possible, please complete this questionnaire within 3 weeks and return it in the enclosed envelope. If answers to questions are not readily available, provide reasonable estimates marked with an asterisk (\*). You may wish to retain a photocopy of your completed reply. If you need assistance with the questionnaire, call Carolyn Gates at the Census Bureau on 1-800-352-7229.

Public reporting burden for this collection of information is estimated to average 2 hours per response, including time for reviewing instructions, searching existing data sources, gathering and maintaining the data needed, and completing and reviewing the collection of information. Send comments regarding this burden estimate, or any other aspects of this collection of information, including suggestions for reducing this burden, to the Director, Bureau of Justice Statistics, 633 Indiana Avenue, NW, Washington, DC 20531.

The Omnibus Crime Control and Safe Streets Act of 1968, as amended (42 USC 3732), authorizes this information collection. Although this survey is voluntary, we urgently need and appreciate your cooperation to make the results comprehensive, accurate, and timely.

Sincerely,



Jan M. Chaiken, Ph.D.  
Director

Enclosures

**SECTION I – OPERATIONS**

**1. Enter the number of facilities or sites, separate from headquarters, operated by your agency as of June 30, 1997.**

District/Precinct stations. . . . .	019	<input type="text"/>
Fixed neighborhood/community sub-stations. . .	020	<input type="text"/>
Mobile neighborhood/community sub-stations. . .	021	<input type="text"/>
Other – Specify ↘		
023		<input type="text"/>
	022	<input type="text"/>

**2. Indicate the functions for which your agency has PRIMARY responsibility.** Exclude functions which your agency performs only upon request such as aiding another agency in an emergency. *Mark (X) all that apply.*

- |  |  |
|--|--|
| 024 <input type="checkbox"/> Enforcement of traffic laws   | 040 <input type="checkbox"/> Court security                          |
| 025 <input type="checkbox"/> Traffic direction and control | 041 <input type="checkbox"/> Jail operations                         |
| 026 <input type="checkbox"/> Accident investigations       | 042 <input type="checkbox"/> Serving civil process                   |
| 027 <input type="checkbox"/> Dispatching calls for service | 043 <input type="checkbox"/> Civil defense                           |
| 028 <input type="checkbox"/> Emergency medical services    | 044 <input type="checkbox"/> Fire services                           |
| 029 <input type="checkbox"/> Vice enforcement              | 045 <input type="checkbox"/> Animal control                          |
| 030 <input type="checkbox"/> Fingerprint processing        | 046 <input type="checkbox"/> Responding to citizen calls for service |
| 031 <input type="checkbox"/> Ballistics testing            |  |
| 032 <input type="checkbox"/> Crime lab services            | <b>Crime investigation for:</b>                                      |
| 033 <input type="checkbox"/> Underwater recovery           | 047 <input type="checkbox"/> Homicide                                |
| 034 <input type="checkbox"/> Bomb disposal                 | 048 <input type="checkbox"/> Other violent crimes                    |
| 035 <input type="checkbox"/> Search and rescue             | 049 <input type="checkbox"/> Arson                                   |
| 036 <input type="checkbox"/> School crossing services      | 050 <input type="checkbox"/> Other property crimes                   |
| 037 <input type="checkbox"/> Tactical operations (SWAT)    | 051 <input type="checkbox"/> Environmental crimes                    |
| 038 <input type="checkbox"/> Parking enforcement           |  |
| 039 <input type="checkbox"/> Executing arrest warrants     |  |

**3. Does your agency have primary responsibility for the enforcement of drug laws in the area under its jurisdiction?**

052 1  Yes 2  No

**4. As of June 30, 1997, how many officers did your agency have assigned to a special unit for drug enforcement or to a multi-agency drug enforcement task force?**

	Full-time	Part-time
a. Special drug enforcement unit	054	055
b. Multi-agency drug task force	056	057

**5. Are any persons arrested by your agency tested for illegal drugs prior to jail admission?**

058 1  Yes 2  No

**6. Enter the number and capacity of temporary holding or lockup facilities, physically separate from a jail, operated by your agency as of June 30, 1997, and the maximum holding time for adults and juveniles.**

	Adults	Juveniles
a. Number of facilities	059	060
b. Total capacity	061	062
c. Maximum holding time	063 hours	064 hours

**7. During the 12-month period ending June 30, 1997, which of the following types of patrol units did your agency use? Mark (X) all that apply.**

	Routine patrol	Special events	Did not use
Automobile . . . . .	065 <input type="checkbox"/>	066 <input type="checkbox"/>	067 <input type="checkbox"/>
Motorcycle . . . . .	068 <input type="checkbox"/>	069 <input type="checkbox"/>	070 <input type="checkbox"/>
Foot . . . . .	071 <input type="checkbox"/>	072 <input type="checkbox"/>	073 <input type="checkbox"/>
Horse . . . . .	074 <input type="checkbox"/>	075 <input type="checkbox"/>	076 <input type="checkbox"/>
Bicycle . . . . .	077 <input type="checkbox"/>	078 <input type="checkbox"/>	079 <input type="checkbox"/>
Marine . . . . .	080 <input type="checkbox"/>	081 <input type="checkbox"/>	082 <input type="checkbox"/>

**8. Using the most recent week available with NORMAL patrol activity (excluding holidays and special events), report the number of patrol units for each type deployed on shifts of 7 hours or longer during the two 24-hour days listed below.**

*Enter the sum for ALL units deployed during the 24-hour period, not just for one shift. For example, if there were 10 one-officer automobile units deployed for the 8-hour morning shift on Wednesday, 10 units for the 8-hour afternoon shift, and 10 units for the 8-hour night shift, you should enter 30 in that cell.*

Type of unit	Wednesday	Saturday
<b>Automobile</b>	083	084
One-officer units		
Two-officer units	085	086
<b>Motorcycle</b>	087	088
One-officer units		
Two-officer units	089	090
<b>Foot</b>	091	092
One-officer units		
Two-officer units	093	094
<b>Horse</b>	095	096
One-officer units		
Two-officer units	097	098
<b>Bicycle</b>	099	100
One-officer units		
Two-officer units	101	102
<b>Marine</b>	103	104
One-officer units		
Two-officer units	105	106
<b>Other – Specify ↘</b>	107	108
109		

**9. Does your agency participate in an operational 911 emergency telephone system or its equivalent (i.e. units can be dispatched as a result of a call)?**

110 *Mark (X) only one.*

1  Yes – Basic 911 system  
 2  Yes – Expanded 911 system  
 3  No

**10. As of June 30, 1997, which of the following types of systems did your agency have? Mark (X) all that apply.**

- 111  3-digit phone number for non-emergency calls (e.g., 311)  
 112  Phone-based mass notification system (e.g., reverse 911)  
 113  Fax-based mass notification system

**SECTION I – OPERATIONS – Continued**

**11. For the 12-month period ending June 30, 1997, enter the number of calls/requests for service received by your agency that originated from a 911 system, non-emergency phone number, alarm, or other source. For each, enter the number that resulted in the dispatch of 1 or more officers from your agency. Mark (\*) estimates with an asterisk.**

**NOTE:** The sum of lines b + c should equal a

	Total	911 system	Non-emergency phone numbers	Alarms	Other
a. Total calls/requests for service received	114	115	116	117	118
b. Calls/requests with officer(s) dispatched	119	120	121	122	123
c. Calls/requests with no officer dispatched (i.e., calls handled in other manner)	124	125	126	127	128

**SECTION II – EQUIPMENT**

**1a. Does your agency SUPPLY sidearms to its regular field/patrol officers?**

129

- 1  Yes
- 2  No – SKIP to question 2a

**b. Which of the following types of sidearms does your agency SUPPLY to its regular field/patrol officers?**

Caliber – Mark (X) all that apply.

Type	.357	.38/.380	.40	.45	9mm	10mm	Other caliber Specify
(1) Revolver	130	131	132	133	134	135	136
(2) Semi-automatic	137	138	139	140	141	142	143

**2a. Are there any sidearms authorized, but not supplied by your agency, for use by its regular field/patrol officers while "on duty"?**

144

- 1  Yes – Mark (X) all that apply
- 2  No – SKIP to question 3

Caliber – Mark (X) all that apply.

Type	.357	.38/.380	.40	.45	9mm	10mm	Other caliber Specify
(1) Revolver	145	146	147	148	149	150	151
(2) Semi-automatic	152	153	154	155	156	157	158

**b. Does your agency give a cash allowance to regular field/patrol officers for purchase of any of the sidearms listed in 2a?**

159

- 1  Yes
- 2  No

**3. What are your agency's body armor policies for field/patrol officers? Mark (X) one per line.**

	All	Some	None
160 Field/patrol officers supplied with body armor . . . . .	1 <input type="checkbox"/>	2 <input type="checkbox"/>	3 <input type="checkbox"/>
161 Field/patrol officers given cash allowance for body armor . . . . .	1 <input type="checkbox"/>	2 <input type="checkbox"/>	3 <input type="checkbox"/>
162 Field/patrol officers required to wear body armor . . . . .	1 <input type="checkbox"/>	2 <input type="checkbox"/>	3 <input type="checkbox"/>

**4. Which of the following types of non-lethal weapons are authorized for use by your agency? Mark (X) all that apply.**

**a. Impact devices**

- 163  Traditional baton
- 164  PR-24 baton
- 165  Collapsible baton
- 166  Soft projectile
- 167  Rubber bullet
- 168  Other

**b. Chemical agents**      **Personal issue**      **Tactical operations**

- OC (pepper spray) . . . . . 169
- CN (tear gas) . . . . . 171
- CS . . . . . 173
- Other . . . . . 175
- 170
- 172
- 174
- 176

**c. Other non-lethal weapons/actions**

- 177  Hand-held electrical device-direct contact
- 178  Hand-held electrical device-stand off (e.g., taser)
- 179  Choke/carotid hold or neck restraint
- 180  Capture net
- 181  Flash/bang grenade
- 182  Other – Specify ↘

183

**5. Mark (X) each vehicle type operated by your agency. Include owned, leased, rented and confiscated vehicles.**

- 184  Marked cars – Enter the number operated . . . . . 185
- 186  Unmarked cars – Enter the number operated . . . . . 187
- 188  Fixed-wing aircraft – Enter the number operated . . . . . 189
- 190  Helicopters – Enter the number operated . . . . . 191
- 192  Boats – Enter the number operated . . . . . 193
- 194  All-terrain vehicles (ATV)
- 195  Armored vehicles
- 196  Mobile command post vehicles
- 197  Buses
- 198  Motorcycles
- 199  3-wheel motorized vehicles
- 200  Vans
- 201  Other – Specify ↘

202

**SECTION II – EQUIPMENT – Continued**

**6a. Does your agency allow officers to take marked vehicles home?**

- 203  Yes  
 No – SKIP to question 7

**b. Does your agency allow marked vehicles to be driven by officers for personal use during off-duty hours?**

- 204  Yes  
 No

**7. Enter the number of animals regularly maintained by your department for use in activities related to law enforcement.**

205  Dogs      206  Horses

**8. Does your agency use any of the following technologies on a regular basis? Mark (X) all that apply.**

- |  |   |
|--|---|
| <b>Video Camera</b>                                  | <b>Night Vision/Electro-Optic</b>                                   |
| 207 <input type="checkbox"/> In patrol cars          | 215 <input type="checkbox"/> Image intensifiers                     |
| 208 <input type="checkbox"/> Mobile surveillance     | 216 <input type="checkbox"/> Infrared (thermal) imagers             |
| 209 <input type="checkbox"/> Fixed-site surveillance | 217 <input type="checkbox"/> Laser range finders                    |
| 210 <input type="checkbox"/> Other                   | 218 <input type="checkbox"/> Other                                  |
| <b>Digital Imaging</b>                               | <b>Vehicle Stopping/Tracking</b>                                    |
| 211 <input type="checkbox"/> Fingerprints            | 219 <input type="checkbox"/> Tire deflation spikes                  |
| 212 <input type="checkbox"/> Mug shots               | 220 <input type="checkbox"/> Electrical/engine disruption           |
| 213 <input type="checkbox"/> Suspect composites      | 221 <input type="checkbox"/> Stolen vehicle tracking (e.g., LoJack) |
| 214 <input type="checkbox"/> Other                   | 222 <input type="checkbox"/> Other                                  |

**SECTION III – COMPUTERS AND INFORMATION SYSTEMS**

**1. Indicate whether your agency does or does not use each computer type listed below. Mark (X) one per line.**

Type of computer	Agency uses	Agency does not use
223 a. Mainframe computer . . . . .	1 <input type="checkbox"/>	2 <input type="checkbox"/>
224 b. Mini-computer . . . . .	1 <input type="checkbox"/>	2 <input type="checkbox"/>
225 c. Personal computer (PC)/ or Microcomputer . . . . .	1 <input type="checkbox"/>	2 <input type="checkbox"/>
226 d. Laptop computer (in-field) . . . . .	1 <input type="checkbox"/>	2 <input type="checkbox"/>
227 e. Car-mounted mobile digital/ data terminal (MDT) . . . . .	1 <input type="checkbox"/>	2 <input type="checkbox"/>
228 f. Car-mounted mobile digital/ data computer (MDC) . . . . .	1 <input type="checkbox"/>	2 <input type="checkbox"/>
229 g. Hand-held digital terminal . . . . .	1 <input type="checkbox"/>	2 <input type="checkbox"/>
230 h. Other – Specify <input type="checkbox"/> . . . . .	1 <input type="checkbox"/>	2 <input type="checkbox"/>

231

**2. Mark (X) the functions for which your agency uses computers.**

- |  |  |
|--|--|
| 232 <input type="checkbox"/> Crime analysis          | 237 <input type="checkbox"/> In-field communications |
| 233 <input type="checkbox"/> Crime mapping           | 238 <input type="checkbox"/> In-field report writing |
| 234 <input type="checkbox"/> Criminal investigations | 239 <input type="checkbox"/> Internet access         |
| 235 <input type="checkbox"/> Dispatch (CAD)          | 240 <input type="checkbox"/> Records management      |
| 236 <input type="checkbox"/> Fleet management        | 241 <input type="checkbox"/> Resource allocation     |

**3. Mark (X) the types of computerized files maintained by your agency.**

- |  |   |
|--|---|
| 242 <input type="checkbox"/> Alarms                          | 254 <input type="checkbox"/> Stolen vehicles                                |
| 243 <input type="checkbox"/> Arrests                         | 255 <input type="checkbox"/> Stolen property other than vehicles            |
| 244 <input type="checkbox"/> Calls for service               | 256 <input type="checkbox"/> Summonses                                      |
| 245 <input type="checkbox"/> Criminal histories              | 257 <input type="checkbox"/> Traffic accidents                              |
| 246 <input type="checkbox"/> Department inventory            | 258 <input type="checkbox"/> Traffic citations                              |
| 247 <input type="checkbox"/> Driver's license information    | 259 <input type="checkbox"/> Uniform Crime Reports – Incident-Based (NIBRS) |
| 248 <input type="checkbox"/> Evidence                        | 260 <input type="checkbox"/> Uniform Crime Reports – Summary                |
| 249 <input type="checkbox"/> Field interview information     | 261 <input type="checkbox"/> Vehicle registration                           |
| 250 <input type="checkbox"/> Incident reports                | 262 <input type="checkbox"/> Warrants                                       |
| 251 <input type="checkbox"/> Linked files for crime analysis |   |
| 252 <input type="checkbox"/> Payroll                         |   |
| 253 <input type="checkbox"/> Personnel                       |   |

**4a. Does your agency have exclusive or shared ownership of an Automated Fingerprint Identification System (AFIS) that includes a file of digitized prints? Mark (X) only one box.**

- 263  Yes – Exclusive      3  No  
 Yes – Shared

**b. Does your agency operate an AFIS terminal that has access to a remote AFIS site?**

- 264  Yes      2  No

**5. Which of the following types of data does your agency geocode and map? Mark (X) one per line.**

	Yes	No
265 Calls for service . . . . .	1 <input type="checkbox"/>	2 <input type="checkbox"/>
266 Arrests . . . . .	1 <input type="checkbox"/>	2 <input type="checkbox"/>
267 Incidents . . . . .	1 <input type="checkbox"/>	2 <input type="checkbox"/>

**6. Do your agency's patrol officers have direct access to the following types of information via computer while in the field? Mark (X) one per line.**

	Yes	No
268 Motor vehicle records . . . . .	1 <input type="checkbox"/>	2 <input type="checkbox"/>
269 Driving records . . . . .	1 <input type="checkbox"/>	2 <input type="checkbox"/>
270 Criminal history records . . . . .	1 <input type="checkbox"/>	2 <input type="checkbox"/>
271 Linked files for crime analysis . . . . .	1 <input type="checkbox"/>	2 <input type="checkbox"/>
272 Calls for service . . . . .	1 <input type="checkbox"/>	2 <input type="checkbox"/>

**7. How is field report data primarily transmitted to the department's central information system? Mark (X) one per column.**

	Criminal incident reports	Traffic accident reports
	273	274
Paper report . . . . .	1 <input type="checkbox"/>	1 <input type="checkbox"/>
Wireless transmission (e.g., cellular, UHF) . . . . .	2 <input type="checkbox"/>	2 <input type="checkbox"/>
Telephone line (voice) . . . . .	3 <input type="checkbox"/>	3 <input type="checkbox"/>
Computer medium (e.g., disk transfer) . . . . .	4 <input type="checkbox"/>	4 <input type="checkbox"/>
Data device (e.g., laptop download) . . . . .	5 <input type="checkbox"/>	5 <input type="checkbox"/>

**8. Does your agency maintain an official site (i.e., "Home Page") on the World Wide Web/Internet?**

- 275  Yes      2  No



**SECTION IV – PERSONNEL**

	Sworn personnel		Nonsworn personnel		
	Full-time (1)	Part-time (2)	Full-time (3)	Part-time (4)	
	276	277	278	279	
<b>1. Total authorized positions on June 30, 1997</b>					
<b>2. Enter the actual number of full-time and part-time agency employees during the pay period that included June 30, 1997. Sum of lines a through f.</b>	280	281	282	283	
<b>a. Administration</b> – Chief of police or sheriff, assistants, and other personnel who work in an administrative capacity. <i>Include finance, personnel, and internal affairs.</i>	284		285		
<b>b. Field operations</b> – Police officers, deputies, detectives, inspectors, supervisors, and other personnel providing direct law enforcement services. <i>Include traffic, patrol, investigations, and special operations.</i>	286		287		
<b>c. Technical support</b> – Dispatchers, records clerks, data processors, and other personnel providing support services. <i>Include communications, fleet management, and training.</i>	288		289		
<b>d. Jail operations</b> – Correctional officers, guards, cooks, janitors, and other personnel who work in the jail.	290		291		
<b>e. Court operations</b> – Bailiffs, security guards, process servers, etc.	292		293		
<b>f. Other</b> , (e.g., crossing guards, parking monitors, etc.) – <i>Specify</i> ↘ 296	294		295		
<b>3. Of the total number of FULL-TIME sworn personnel working in field operations (2b(1) above), enter the number of uniformed officers whose regular assigned duties included:</b>					
<b>a. Responding to calls for service</b>	297				
<b>b. Serving as a Community Policing Officer</b>	298				
<b>c. Serving as a School Resource Officer</b>	299				
<b>4. Enter the number of FULL-TIME agency employees BY RACE AND SEX during the pay period that included June 30, 1997. If counts are not available from records, indicate estimates with an asterisk (*).</b>	Sworn personnel		Nonsworn personnel		
	Male (1)	Female (2)	Male (3)	Female (4)	
<b>a. Total number of full-time agency employees</b> – Sum of lines b through f below.	300	301	302	303	
<b>b. White, not of Hispanic origin</b>	304	305	306	307	
<b>c. Black, not of Hispanic origin</b>	308	309	310	311	
<b>d. Hispanic origin</b> <sup>1</sup>	312	313	314	315	
<b>e. American Indian/Alaskan Native</b>	316	317	318	319	
<b>f. Asian/Pacific Islander</b>	320	321	322	323	
<sup>1</sup> Persons of Mexican, Puerto Rican, Cuban, Central or South American, or other Spanish culture or origin, excluding Brazilian, Jamaican, and Haitian.					
<b>5. For applicants (sworn positions only), regular field/patrol officers, and nonsworn personnel, indicate the types of drug testing programs that are authorized by your agency's written policy. Mark (X) all that apply, but at least one per line.</b>	Universal (all are tested) (a)	Random selection (b)	Reasonable suspicion of use (c)	Other (d)	Not tested (e)
(1) Applicants for employment (sworn positions) . . . . .	324 <input type="checkbox"/>	325 <input type="checkbox"/>	326 <input type="checkbox"/>	327 <input type="checkbox"/>	328 <input type="checkbox"/>
(2) Regular field/patrol officers. . . . .	329 <input type="checkbox"/>	330 <input type="checkbox"/>	331 <input type="checkbox"/>	332 <input type="checkbox"/>	333 <input type="checkbox"/>
(3) Nonsworn personnel . . . . .	334 <input type="checkbox"/>	335 <input type="checkbox"/>	336 <input type="checkbox"/>	337 <input type="checkbox"/>	338 <input type="checkbox"/>
<b>6. Mark (X) all the following screening techniques that are used by your agency in selecting new officer recruits.</b>					
339 <input type="checkbox"/> Personal interview	343 <input type="checkbox"/> Physical agility test	347 <input type="checkbox"/> Medical exam			
340 <input type="checkbox"/> Psychological screening	344 <input type="checkbox"/> Written aptitude test	348 <input type="checkbox"/> Driving record check			
341 <input type="checkbox"/> Polygraph exam	345 <input type="checkbox"/> Criminal record check	349 <input type="checkbox"/> Other – <i>Specify</i> ↘			
342 <input type="checkbox"/> Voice stress analyzer	346 <input type="checkbox"/> Background investigation	350			



**SECTION IV – PERSONNEL – Continued**

**7. Indicate your agency's residency requirement for new officer recruits that goes into effect at the time of employment or within one year of employment.** Mark (X) only one.

- 1  Within State                      4  Within metropolitan area  
 2  Within county                      5  Within specified miles or driving time  
 3  Within municipality              6  No residency requirement

**8. Indicate your agency's education requirements for new officer recruits.** Mark (X) only one.

- 1  Four-year college degree required  
 2  Two-year college degree required  
 3  Some college but no degree required                      353  
     Enter number of semester hours required . . .  
 4  High school diploma or equivalent required  
 5  No formal education requirement

**9a. How many hours of training does your agency require for new officer recruits?** If no training of that type is required by your agency, then enter 0.

Enter number of classroom training hours required                      354  
 Enter number of field training hours required . . .                      355

**b. Does your agency operate its own training academy for the training of its new officer recruits?**

- 1  Yes                                      2  No

**10. What is the amount of in-service training required for your agency's field/patrol officers?**

357                                      358  
 hours every                      months

**11. Is collective bargaining authorized for your agency's employees?** Mark (X) one per line.

- |                        |                            |                            |
|------------------------|----------------------------|----------------------------|
|                        | Yes                        | No                         |
| 359 Sworn . . . . .    | 1 <input type="checkbox"/> | 2 <input type="checkbox"/> |
| 360 Nonsworn . . . . . | 1 <input type="checkbox"/> | 2 <input type="checkbox"/> |

**12. Does your agency authorize membership by sworn officers in any of the following types of organizations?** Mark (X) one per line.

- |                                  |                            |                            |
|----------------------------------|----------------------------|----------------------------|
|                                  | Yes                        | No                         |
| 361 Police union . . . . .       | 1 <input type="checkbox"/> | 2 <input type="checkbox"/> |
| 362 Nonpolice union . . . . .    | 1 <input type="checkbox"/> | 2 <input type="checkbox"/> |
| 363 Police association . . . . . | 1 <input type="checkbox"/> | 2 <input type="checkbox"/> |

**13. Does your agency provide any of the following to sworn full-time personnel?** Mark (X) one per line.

- |  |                            |                            |
|--|----------------------------|----------------------------|
|  | Yes                        | No                         |
| 364 a. Hazardous duty pay . . . . .      | 1 <input type="checkbox"/> | 2 <input type="checkbox"/> |
| 365 b. Shift differential pay . . . . .  | 1 <input type="checkbox"/> | 2 <input type="checkbox"/> |
| 366 c. Education incentive pay . . . . . | 1 <input type="checkbox"/> | 2 <input type="checkbox"/> |
| 367 d. Merit pay . . . . .               | 1 <input type="checkbox"/> | 2 <input type="checkbox"/> |

**SECTION V – FINANCIAL INFORMATION**

**1. Enter your agency's expenditures for the most recently completed fiscal year. If data are not available, provide estimates and mark with an asterisk(\*). Include expenditures of jails administered by your agency.**

	Amount
<b>a. Gross salaries and wages, including employer contributions to employee benefits.</b> If employer contributions to employee benefits are NOT included in the amount above, estimate the percentage of gross salaries necessary to account for these costs (e.g., 15%, 20%).                      368 %	369 \$
<b>b. Other operating expenditures</b> (e.g., purchase of supplies, food, and contractual services, etc.)	370 \$
<b>c. Equipment</b> (e.g., purchase of cars, radios, computers, etc., with a life expectancy of 5 years or more)	371 \$

**2. Enter the total estimated value of money, goods, and property received by your agency from a drug asset forfeiture program during the 12 months ending June 30, 1997. If no money, goods, or property were received, enter 0.**

Amount
372 \$

**3. Enter total overtime hours worked, total overtime monetary payment, and total compensatory hours earned by FULL-TIME sworn personnel who worked overtime during the most recently completed fiscal year. If data are not available, provide estimates and mark with an asterisk(\*).**

<b>a. Total overtime hours worked</b>	373 Hours
<b>b. Total overtime monetary payment</b>	374 \$
<b>c. Total overtime compensatory hours earned</b>	375 Hours

**4. Enter your agency's salary schedule for the following full-time positions. If a position does not exist in your department, enter "N/A".**

	Base annual salary	
	Minimum	Maximum
<b>a. Chief of police or sheriff</b>	376 \$	377 \$
<b>b. Sergeant or equivalent first-line supervisor</b>	378 \$	379 \$
<b>c. Field/patrol officer or deputy with 1 year post-academy experience</b>	380 \$	381 \$
<b>d. Entry-level officer or deputy (post-academy)</b>	382 \$	383 \$

**SECTION VI – POLICIES AND PROGRAMS**

**1. Does your agency have a separate special unit with one or more employees assigned FULL-TIME for any of the following problems or tasks? If YES, enter the number of employees assigned full-time as of June 30, 1997, in columns (1) and (2). If NO, mark one (X) box only in either column (3), (4), or (5).**

Type of problem/task	Agency has a special unit with full-time personnel		Agency does not have a special unit with full-time personnel <i>Mark (X) one per line.</i>			
	Enter the number of personnel assigned full-time.		Agency has personnel who have been specially designated to handle this problem/task as needed. <b>(3)</b>	Agency has special policies or procedures that address this problem/task, but no specially designated personnel. <b>(4)</b>	Agency has no special policies or procedures, or specially designated personnel for this problem/task. <b>(5)</b>	
	Sworn <b>(1)</b>	Nonsworn <b>(2)</b>				
a. Bias/hate crime	384	385	386	1 <input type="checkbox"/>	2 <input type="checkbox"/>	3 <input type="checkbox"/>
b. Child abuse	387	388	389	1 <input type="checkbox"/>	2 <input type="checkbox"/>	3 <input type="checkbox"/>
c. Community crime prevention	390	391	392	1 <input type="checkbox"/>	2 <input type="checkbox"/>	3 <input type="checkbox"/>
d. Community policing	393	394	395	1 <input type="checkbox"/>	2 <input type="checkbox"/>	3 <input type="checkbox"/>
e. Crime analysis	396	397	398	1 <input type="checkbox"/>	2 <input type="checkbox"/>	3 <input type="checkbox"/>
f. Domestic violence	399	400	401	1 <input type="checkbox"/>	2 <input type="checkbox"/>	3 <input type="checkbox"/>
g. Drug education in schools	402	403	404	1 <input type="checkbox"/>	2 <input type="checkbox"/>	3 <input type="checkbox"/>
h. Drunk drivers	405	406	407	1 <input type="checkbox"/>	2 <input type="checkbox"/>	3 <input type="checkbox"/>
i. Environmental crime	408	409	410	1 <input type="checkbox"/>	2 <input type="checkbox"/>	3 <input type="checkbox"/>
j. Gangs	411	412	413	1 <input type="checkbox"/>	2 <input type="checkbox"/>	3 <input type="checkbox"/>
k. Juvenile crime	414	415	416	1 <input type="checkbox"/>	2 <input type="checkbox"/>	3 <input type="checkbox"/>
l. Missing children	417	418	419	1 <input type="checkbox"/>	2 <input type="checkbox"/>	3 <input type="checkbox"/>
m. Police-prosecutor relations	420	421	422	1 <input type="checkbox"/>	2 <input type="checkbox"/>	3 <input type="checkbox"/>
n. Repeat offenders	423	424	425	1 <input type="checkbox"/>	2 <input type="checkbox"/>	3 <input type="checkbox"/>
o. Research and planning	426	427	428	1 <input type="checkbox"/>	2 <input type="checkbox"/>	3 <input type="checkbox"/>
p. Victim assistance	429	430	431	1 <input type="checkbox"/>	2 <input type="checkbox"/>	3 <input type="checkbox"/>
q. Youth outreach	432	433	434	1 <input type="checkbox"/>	2 <input type="checkbox"/>	3 <input type="checkbox"/>

**2. Does your agency have written policy directives on the following? Mark (X) one per line.**

	Yes	No
435 a. Use of deadly force/firearm discharge . . . . .	1 <input type="checkbox"/>	2 <input type="checkbox"/>
436 b. Handling the mentally ill . . . . .	1 <input type="checkbox"/>	2 <input type="checkbox"/>
437 c. Handling the homeless. . . . .	1 <input type="checkbox"/>	2 <input type="checkbox"/>
438 d. Handling domestic disputes . . . . .	1 <input type="checkbox"/>	2 <input type="checkbox"/>
439 e. Handling juveniles. . . . .	1 <input type="checkbox"/>	2 <input type="checkbox"/>
440 f. Use of less-than-lethal force . . . . .	1 <input type="checkbox"/>	2 <input type="checkbox"/>
441 g. Relationships with private security firms . . . . .	1 <input type="checkbox"/>	2 <input type="checkbox"/>
442 h. Off-duty employment of sworn personnel . . . . .	1 <input type="checkbox"/>	2 <input type="checkbox"/>
443 i. Strip searches . . . . .	1 <input type="checkbox"/>	2 <input type="checkbox"/>
444 j. Code of conduct and appearance . . . . .	1 <input type="checkbox"/>	2 <input type="checkbox"/>
445 k. Use of confidential funds . . . . .	1 <input type="checkbox"/>	2 <input type="checkbox"/>
446 l. Employee counseling assistance . . . . .	1 <input type="checkbox"/>	2 <input type="checkbox"/>
447 m. Citizen complaints . . . . .	1 <input type="checkbox"/>	2 <input type="checkbox"/>
448 n. Maximum hours worked by officers. . . . .	1 <input type="checkbox"/>	2 <input type="checkbox"/>
449 o. Discretionary arrest power . . . . .	1 <input type="checkbox"/>	2 <input type="checkbox"/>

**3. Which of the following best describes your agency's pursuit driving policy? Mark (X) only one.**

- 1  Judgmental (leaves decisions to officer's discretion)
- 2  Restrictive (restricts decisions of officers to specific criteria (e.g., type of offense, top speed, etc.))
- 3  Discouragement (discourages all pursuits)
- 4  Other – Specify ↴  
451
- 5  Agency does not have a written policy pertaining to pursuit driving

**4a. Is there a civilian complaint review board/agency in your jurisdiction that reviews excessive force complaints against your department?**

- 452 1  Yes
- 2  No – SKIP to question 5

**b. To whom does the civilian complaint review board/agency report? Mark (X) all that apply.**

- 453  Law enforcement executive (chief, sheriff, etc.)
- 454  Government executive (mayor, commissioner, city manager, etc.)
- 455  Governmental body (city/county council, commission, etc.)
- 456  Other – Specify ↴  
457

**c. Does this civilian complaint review board/agency have independent investigative authority with subpoena powers?**

- 458 1  Yes
- 2  No

**5. Who conducts administrative (non-criminal) investigations of citizen complaints about police use of excessive force? Mark (X) all that apply.**

- 459  Law enforcement executive (chief, sheriff, etc.)
- 460  Internal affairs unit
- 461  Other sworn agency personnel (not listed above)
- 462  Other – Specify ↴  
463

**SECTION VI – POLICIES AND PROGRAMS – Continued**

**6. Who has the final responsibility for acting on the recommendations for disciplinary action in cases involving the use of excessive force, prior to appeal (non-legal)?** *Mark (X) all that apply.*

- 464  1 Law enforcement executive  
 465  2 Other sworn agency personnel  
 466  3 Government executive  
 467  4 Other – *Specify* ↘

468

**7. Does your agency have a policy requiring that citizen complaints about excessive force receive separate investigation outside the chain of command where the accused officer is assigned?**

- 1  Yes                      2  No

**8. Who has the right to administrative appeal in cases involving the use of excessive force?**

Yes    No

470 Citizens . . . . . 1  2

471 Officers . . . . . 1  2

**SECTION VII – COMMUNITY POLICING ACTIVITIES**

**1. Does your agency have a community policing plan?** *Mark (X) only one.*

- 472  1 Yes, formally written  
 2 Yes, not formally written  
 3 No

**2. During the 3-year period ending June 30, 1997, what proportion of each of the following types of agency personnel received at least 8 hours of community policing training (e.g., problem solving, SARA, community partnerships, etc.)?** *Mark (X) one per line.*

	All	More than half	Less than half	None
475 New officer recruits . . . . .	1 <input type="checkbox"/>	2 <input type="checkbox"/>	3 <input type="checkbox"/>	4 <input type="checkbox"/>
476 In-service sworn personnel . .	1 <input type="checkbox"/>	2 <input type="checkbox"/>	3 <input type="checkbox"/>	4 <input type="checkbox"/>
477 Civilian personnel. . . . .	1 <input type="checkbox"/>	2 <input type="checkbox"/>	3 <input type="checkbox"/>	4 <input type="checkbox"/>

**3. During the 12-month period ending June 30, 1997, which of the following did your agency do?** *Mark (X) all that apply*

- 478  Train citizens in community policing (e.g., community mobilization, problem solving)  
 479  Give patrol officers responsibility for specific geographic areas/beats  
 480  Assign detectives to cases based on geographic area/beat  
 481  Actively encourage patrol officers to engage in SARA-type problem-solving projects on their beats  
 482  Include collaborative problem-solving projects in the evaluation criteria of patrol officers  
 483  Form problem-solving partnerships with community groups, municipal agencies, or others through specialized contracts or written agreements  
 484  None of the above

**4. During the 12-month period ending June 30, 1997, which of the following groups did your agency regularly meet with to address crime-related problems?** *Mark (X) all that apply.*

- 485  Neighborhood associations  
 486  Tenants' associations  
 487  Youth service organizations  
 488  Advocacy groups  
 489  Business groups  
 490  Religious groups  
 491  School groups  
 492  Other – *Specify* ↘

493

494  Did not meet with any groups

**5a. During the 12-month period ending June 30, 1997, did your agency survey the citizens in its jurisdiction to gather any of the following information?** *Mark (X) all that apply.*

- 495  Public satisfaction with police services  
 496  Public perceptions of crime/disorder problems  
 497  Personal crime experiences  
 498  Other – *Specify* ↘

499

500  Did not survey the general public – *SKIP to question 6*

**b. For which purposes, does your agency use the survey information described in 5a. above?** *Mark (X) all that apply.*

- 501  Allocating resources to targeted neighborhoods  
 502  Prioritizing crime/disorder problems  
 503  Formulating agency policy and procedures  
 504  Redistricting beat/reporting areas  
 505  Providing information to patrol officers  
 506  Other – *Specify* ↘

507

**6a. As of June 30, 1997, did your agency provide citizens with regular access to crime statistics or crime maps?**

- 508 1  Yes – *GO to 6b*  
 2  No – *STOP here*

**b. Can citizens routinely access crime statistics or crime maps through any of the following methods?** *Mark (X) all that apply.*

- |  |   |
|--|---|
| 509 <input type="checkbox"/> In-person             | 514 <input type="checkbox"/> Newspaper                |
| 510 <input type="checkbox"/> Telephone             | 515 <input type="checkbox"/> Radio                    |
| 511 <input type="checkbox"/> Internet/web-page     | 516 <input type="checkbox"/> Television               |
| 512 <input type="checkbox"/> Public kiosk/terminal | 517 <input type="checkbox"/> Other – <i>Specify</i> ↘ |
| 513 <input type="checkbox"/> Newsletter            | 518   |

**c. What level of crime statistics/maps can citizens in your jurisdiction routinely access?** *Mark (X) all that apply.*

- |   |   |
|---|---|
| 519 <input type="checkbox"/> County       | 525 <input type="checkbox"/> Neighborhood             |
| 520 <input type="checkbox"/> City         | 526 <input type="checkbox"/> Apartment complex        |
| 521 <input type="checkbox"/> District     | 527 <input type="checkbox"/> Census block             |
| 522 <input type="checkbox"/> Precinct     | 528 <input type="checkbox"/> Street                   |
| 523 <input type="checkbox"/> Census tract | 529 <input type="checkbox"/> Block                    |
| 524 <input type="checkbox"/> Patrol beat  | 530 <input type="checkbox"/> Other – <i>Specify</i> ↘ |

531