

**Los Angeles County**

**Gang Alternative  
Prevention Program**

---

**Evaluation Report**

**149343**

# Los Angeles County

## Gang Alternative Prevention Program

---

### Evaluation Report

149343

U.S. Department of Justice  
National Institute of Justice

This document has been reproduced exactly as received from the person or organization originating it. Points of view or opinions stated in this document are those of the authors and do not necessarily represent the official position or policies of the National Institute of Justice.

Permission to reproduce this ~~copyrighted~~ material has been granted by

Public Domain/BJIS

U.S. Department of Justice

to the National Criminal Justice Reference Service (NCJRS).

Further reproduction outside of the NCJRS system requires permission of the ~~copyright~~ owner.

**LOS ANGELES COUNTY**

**GANG ALTERNATIVE AND PREVENTION PROGRAM**

---

**EVALUATION REPORT**

---

**BY**

**MICHAEL W. AGOPIAN, PH.D.**

**1991**

Points of view expressed in this report are solely those of the author and do not represent the position of the Bureau of Justice Statistics or the U.S. Department of Justice. Michael Agopian is Deputy Director in the Bureau of Justice Statistics, U.S. Department of Justice, 633 Indiana Avenue N.W., Washington, D.C. 20531.

## EXECUTIVE SUMMARY

A number of special programs have been implemented to deal with gang violence in Los Angeles County. These anti-gang projects have largely focused on efforts to arrest and prosecute teenage or young adult gang participants.

During 1988, the Los Angeles County Probation Department designed and implemented a unique anti-gang prevention effort, the Gang Alternative Prevention Program (GAPP). The GAPP is designed to provide intensive supervision and coordinated services to young, "at risk" juveniles who are on probation for relatively benign offenses. The GAPP is a correctional effort with a unique objective: Deliver delinquency prevention services to juveniles before their gang affiliations become entrenched.

This study is an effort to evaluate the impact of the GAPP. The research utilized two groups of delinquents--GAPP cases and a Comparison Group of juveniles on probation but not a part of GAPP. All cases were followed for six months. A survey also was carried out of 100 cases screened but rejected for supervision by the GAPP (see Appendix A).

Overall, the GAPP had a valuable impact on the probation and educational performance of clients. Student grade point averages increased during the supervision period and truancy was reduced. Reductions in gang involvement, and drug and alcohol use, were identified. According to a variety of measures, recidivism of GAPP clients was reduced. During the probationary period, GAPP clients

reported fewer arrests, juvenile citations, and convictions. In keeping with an intensive supervision effort, probation violations of GAPP clients increased; this supports the intention of the GAPP.

Among the specific research findings are:

1. GAPP case referrals are derived from: schools in 38 percent, direct probation in 26 percent, and parents in 12 percent of the case referrals.
2. Allegations that initiated a GAPP screening for consideration of supervision included: various crimes, 33 percent; truancy, 26 percent; and school discipline problems, 21 percent.
3. At the end of the GAPP supervision period, clients with school attendance problems decreased 21 percent. Although the Comparison Group cases also reported a decrease, it was not as pronounced as for the GAPP cases.
4. Of the GAPP group involved in gang activity at intake, 71 percent were no longer involved in gang activity at the termination of the probation period.
5. As expected with an intensive supervision program, technical violations by clients increased.
6. Demographically, GAPP clients were comprised of 67 percent Hispanic, 22 percent Blacks, 5 percent Whites, 5 percent Asian, and 2 percent other ethnic groupings.

The present study illustrates the impact of a focused, intensive, prevention tactic to serve juveniles. The Summary of Changes from Intake to Completion of GAPP on the following page illustrates the differences between study groups for the general areas examined. Whatever the limitations identified by this study, the GAPP should be recognized as a balanced, practical, and intensive attempt to provide juveniles an alternative to gang involvement.

**Summary of Changes from Intake to Completion of GAPP**

Variable	GAPP Case	Percent change	Comparison group	Percent Change
GPA	Increased	+26%	Unknown	--%
Truancy	Reduced	-22	Reduced	-8
Gang activity	Reduced	-71	Reduced	-13
Drug and alcohol use	Reduced	-79	Reduced	-100
Arrests	Reduced	-87	Reduced	-94
Convictions	No change	2	No change	2
Probation violations	Increased	+46	No change	+1

## TABLE OF CONTENTS

Executive Summary .....	ii
List of Tables .....	vi
List of Figures .....	vii
Acknowledgments .....	viii
Youth Gangs in Los Angeles County .....	1
Program Description of the Gang Alternative Prevention Program .....	9
Research Design .....	16
Analysis and Findings .....	21
Summary and Recommendations .....	60
References .....	63
Appendices	
Appendix A - Case Rejection Survey .....	68
Appendix B - Data Collection Forms .....	74
Appendix C - Probation Case Worksheet, Referral, and Record of Supervision Forms .....	102
Appendix D - Referral Services Survey .....	119

## LIST OF TABLES

### Table

1	Gang Motivated Crime Data Los Angeles City Police Department .....	3
2	Mean Age at Entry to GAPP by Group and Area Office...	21
3	Selection into GAPP by Referral Source and Area Office .....	33
4	Selection into GAPP by Allegation and Area Office .....	35
5	Percentage of Cases with Arrests during the 3 and 6 Month Periods by Group .....	43
6	Percentage of Cases with Citations during the 3 and 6 Month Periods by Group .....	43
7	Percentage of Cases with Short-Term Law Contacts during the 3 and 6 Month Periods by Group .....	44
8	Percentage of Probation Violations during the 3 and 6 Month Periods by Group .....	44
9	Percentage of Cases with Convictions/Adjudications during the 3 and 6 Month Periods by Group .....	45
10	Breakdown of Re-Arrest at 6 Month and Drug Use during 6 Month Period by Gang Activity at Intake and Group .....	45
11	Frequency and Percentage of Cases with Supervision Problems during the 3 and 6 Month Periods for the GAPP Group .....	52
12	Frequency and Percentage of Cases with Technical Violations from Supervision Plan during the 3 and 6 Month Periods for the GAPP Group .....	52
13	Frequency and Percentage of Cases with Each Group for Whom the Following were Included in the Supervision Plan .....	54
14	Total Number of DPO Initiated Contacts of Any Type per GAPP Case .....	55
15	Frequency of DPO Initiated Contacts per GAPP Case during the 6 Month Period .....	55



## LIST OF TABLES (CONTINUED)

### Table

16	Frequency and Percentage of GAPP Cases Referred to Another Agency for Services .....	57
17	Frequency and Percentage of GAPP Parents Referred to Another Agency for Services .....	57

## LIST OF FIGURES

### Figure

1	Demographics: Age When Entered 654 .....	22
2	Demographics: Sex .....	24
3	Demographics: Race .....	25
4	Demographics: Living Arrangements .....	26
5	Demographics: Parents Marital Status .....	27
6	Demographics: Parents Employment Status .....	29
7	Demographics: Monthly Household Income .....	30
8	Demographics: Referral Sources .....	31
9	Educational Level at Intake .....	36
10	Percentage of Cases with No Attendance Problems at Intake and Six Month .....	37
11	Attendance Problems at Six Month for those Cases with Attendance Problems at Intake .....	39
12	Attendance Problems at Six Month for those Cases without Attendance Problems at Intake .....	40
13	GAPP Group: GPA at Intake and 6 Months .....	41
14	Recidivism at 6-Months GAPP vs. Comparison Group .....	42
15	Gang Activity at Six Month for those Cases Involved Gang Activity at Intake .....	47
16	Gang Activity at Six Month for those Cases not Involved in Gang Activity at Intake .....	48
17	Probation Problems at Six Month GAPP vs. Comparison Group .....	51

## Acknowledgments

The completion of this research was aided by the generous assistance, direction, and support of a number of individuals.

Barry Nidorf, Chief Probation Officer of Los Angeles County, was from the outset a visionary in designing the Program. He was always supportive of a rigorous and independent evaluation. Robert Polakow, Director of the Program Services Office in the Los Angeles County Probation Department, provided valuable support and cooperation throughout the research effort.

Both Matthew Gillette and Sandra Moss-Manson, Directors of the Gang Alternative and Prevention Program, were always responsive and enthusiastic during the lengthy and often arduous data collection work. Every Supervisor of a Gang Alternative and Prevention Program office displayed cooperation and patience throughout the study. These district supervisors included: Bert DaVilla, Marciano Hernandez, George Mason, Russell Moore, John Poplawski, and Fred Wong. Numerous Deputy Probation Officers and support staff in each area office contributed in small, yet important ways.

Finally, the author is indebted to a group of dedicated, enthusiastic, and congenial research assistants who included: Kathleen Brennan, Magdeline Diaz, Susan Pace, and David Weise. David Wilson assisted with the data analysis. Gilbert Geis and Ronald Huff provided valuable editorial reviews of this report and direction during the data collection process. Jane Gray skillfully completed the word processing of the final report.

# YOUTH GANGS IN LOS ANGELES COUNTY

## Definitions

There is no consensus regarding the definition of a gang. Any definition is subject to variations contingent upon the classifier's community, perceptions, role, and interests. A gang can include anything from a loosely knit group of school friends, a clique, a set, or a formal, structured criminal organization. A wide variety of definitions are applied to gangs in America, including the following:

- Gangs are groups of youths with varying degrees of cohesion and structure who have some amount of regular contact with each other, ways of identifying their group and some rules of behavior for the group.

- Gangs involve hanging around and doing things with friends, which sometimes includes criminal activity. Criminal activity, however, is usually something that a gang member participates in for selfish reasons, not for the good of the gang.

- Gangs include the following characteristics: a denotable group comprised primarily of males who are committed to delinquent and criminal behavior or values and who call forth a consistent negative response from the community so that the community comes to see them as qualitatively different from other groups.

- A gang is a collectivity whose members range from the early teens to their mid-20's, who are frequently and deliberately involved in criminal acts, who have a group identification -- a name and perhaps territory or turf -- for which leadership is better defined than in an informal group.

Gang structure, size, and activity varies greatly. Efforts to create a legal definition of "gang" have led some states -- California, Illinois, and Texas, among others -- to pass laws defining such activity. Such laws usually focus on elements of street terrorism. Whatever definition is utilized, there is a consensus that youth gangs exist in many American communities, and

that their activity is responsible for crime, neighborhood deterioration, and harm to gang members themselves.

#### Extent of Gang Crime

The issue of an appropriate definition of a gang and who to label a gang member affects what crimes are identified as "gang related crimes." The adoption of narrow or broad definitions in large part influences the extent of gang crime within a community.

According to a Report issued by the Los Angeles County Countywide Criminal Justice Coordination Committee Interagency Gang Task Force in March 1989 titled Los Angeles Street Gangs, gang violence has increased throughout the county. In the City of Los Angeles during 1988 the gang homicide rate increased 25 percent, attempted murders 47 percent, felonious assaults 13 percent, and batteries on police officers 84 percent. Within the jurisdiction policed by the Los Angeles County Sheriff's Department, the homicide rate increased 21 percent, while attempted murders rose 4 percent. Felonious assaults increased 4 percent, batteries upon law enforcement officers were up 6 percent, and violent assaults increased 3 percent.

In 1988, there were 452 gang related homicides in Los Angeles County, a 16 percent increase over 1987. During 1984-1988, Los Angeles County has experienced a 113 percent increase in gang-related murders. Within the City of Los Angeles, gang homicides accounted for over a third of the total number of 1988 homicides, a dramatic increase from the 1970's when gang related murders represented 8 percent of total homicides.

In 1989, there was a dramatic rise and spread of gang related crime throughout areas of Los Angeles which previously had experienced very little gang crime. The Los Angeles Police Department, for example, reported a 200 percent increase in the gang homicide rate in the San Fernando Valley area.

During 1990, gang related crime continued to increase in Los Angeles County. According to the Los Angeles Police Department the 500 active street gangs were composed mainly of black and Hispanics with a membership of approximately 50,000 individuals and accounted for 7,725 violent crimes. The Los Angeles Police reported the following gang motivated crimes perpetrated during 1990:

**Table 1**

Gang Motivated Crime Data  
Los Angeles City Police Department

Charge	1980	1989	1990
Violent Crime	3,952	7,332	7,725
Homicide	192	303	329
Attempted Homicide	420	788	699
Assault with a Deadly Weapon	1,825	3,918	4,146
Battery on a Peace Officer	50	118	104
Robbery	1,145	1,851	2,154
Shooting in an Inhabited Dwelling	189	177	126
Kidnapping	30	50	51
Rape	79	93	72
Arson	22	12	6
Witness Intimidation	data not collected	21	35
Extortion	data not collected	0	1

For 1990 the Los Angeles County Sheriffs Department Gang Activity Summary 1990 reports the following gang crime trends:

Total gang related offenses in 1990 were 21,289 compared to 20,040 in 1989. Of this total there were 6,233 violent felonies in 1990 compared to 5,050 in 1989 -- a 23 percent increase. Included in the violent crime felonies are murders, felonious assaults, attempted murders, assaults on police officers, arsons, kidnappings, rapes and attempted rapes, robberies, and shootings into inhabited dwellings. Victims of gang violence sustaining moderate to serious injury increased 74 percent from 1989 to 1990 -- 797 to 1,388 persons.

#### Gang Prevention Program

Gang crime and gang membership have increased significantly during the past decade. Recruitment of new and young gang members appears to fuel this trend of violence. During a national symposium in 1989 titled Communitywide Responses Crucial for Dealing with Youth Gangs, Ira Reiner, District Attorney of Los Angeles, advocated increasing efforts to prevent gang membership and stated:

Simply put, we have to get to kids before they get into gangs. . . . Once they are caught up in the violent world of the gang culture they are, for the most part, lost forever. Currently, the system gives the least amount of attention to the youngest kids who have committed the least serious offenses. Conversely, the greatest amount of attention is given to the older kids who have committed the more serious offenses. The juvenile justice system has unwittingly, but affirmatively, nurtured several generations of young habitual criminals.

To augment the efforts of police and prosecutors, the Los Angeles County Probation Department created an intensive service and supervision program to target "at risk" juveniles before they become involved in gangs or violent crime. Focusing intensively on juveniles who have minor or episodic delinquencies will, hopefully, forestall gang involvement. Basically, probation officers are required to spend their time in schools, neighborhoods, or homes to monitor a juvenile's behavior. Probation officers work with specific schools to become familiar with minors and teachers. They patrol housing projects and apartment buildings to become acquainted with parents and neighborhoods.

Such intense involvement is possible because the GAPP utilizes reduced caseloads and intensive supervision of minors. Comparative caseload sizes in the Los Angeles County Probation Department are: Regular juvenile caseloads, 150; Gang Unit caseloads, 50; School Crime Suppression Unit caseloads, 50; and GAPP caseloads, 35. During 1989 a total of 1,200 cases were supervised by GAPP with the 1990 total increasing to 1,300 cases.

The GAPP focus is to provide early intervention to juveniles who display limited, benign delinquency. What types of cases are usually accepted into the GAPP program? The case narratives below, transcribed from police reports, provide a selective description of cases supervised by GAPP.

CASE NO. 1

This case describes a 13-year-old black male who resides with his mother and father. He was arrested for vandalism.

Filing officer dispatched to Ximeno and Pacific Coast Highway regarding an RTD bus driver, who was detaining a possible malicious mischief subject. Upon filing officer's arrival, I observed that witness 1 had, in fact, detained a juvenile subject who he stated had defaced a seat on the bus. Filing officer asked Witness 1 what had happened, to which Witness 1 stated the following. Witness 1 stated the bus was Westbound Pacific Coast Highway from Ximeno when he came to the bus stop and observed in his rear view mirror, suspect 1, (Name) to be writing on one of the bench seats. When Witness 1 walked back, he observed that suspect (Name) had had a black marking felt pen in his hand and was writing the words "East Side Longos." Witness 1 took the pen out of subject's hand at which time he stopped the bus, advised the passengers that they could get off for the next bus and had his dispatcher call Long Beach Police Department. Witness 1 detained the juvenile until Long Beach Police Department could show up.

Upon filing officers arrival, she was advised of the above by Witness 1, at which time Witness 1 stated that they did wish to press charges and place the suspect under citizens arrest. Witness 1 did, in fact, place suspect under citizens arrest at which time filing officer handcuffed the suspect and placed him in the front seat of her police vehicle.

#### CASE NO. 2

This GAPP case concerns a 10-year old black male, who resides with his grandmother.

On 8-11-89 at approx. 1915 hours officers 1 and 2 were working uniformed patrol vehicle. We received a r/c "415 grp throwing rocks at vehicles" on Harbor Fwy. overpass at Imperial Hwy, suspects are 2 M Blk juveniles. Upon arrival at Imperial Highway and Figueroa s/w corner pkl lot, we were met by victim (Name) stated that he was driving his vehicle, 1988 chev, n/b on the Harbor Fwy # 1 lane just passing the Imperial Hwy overpass when he heard what sounded like a gunshot and immediately observed that his front windshield had been smashed with a poss rock. Vict. then exited the Fwy and went to Wit's residence to call the police.

As we were interviewing Vict and Wit, both pointed in the direction of the Imperial Hwy overpass of the Harbor Fwy and stated that the 2 M juveniles standing on the overpass were the suspects who threw the rocks at their moving vehicles. We observed suspect 1 & 2 standing directly over the Imperial Hwy overpass of the Harbor Fwy. That section of the overpass is still under construction & is not accessible to vehicular traffic. My partner went on foot up the dirt embankment which I drove our vehicle to attempt to cut off subjs' escape route.



As officer 1 approached the overpass on foot, he observed subjs' still throwing rocks onto the Fwy below. Both subjects were taken into custody without incident.

CASE NO. 3

The next case summary concerns a 12-year-old Mexican male who resides with his mother and was arrested for possession of a concealed weapon at his junior high school.

Above subject taken into custody for the above charge, after he was found to be in possession of a Titan .25 caliber semi-automatic pistol concealed in his waistband area, and a clip containing live ammunition in his left front pocket on the school grounds by Vice-Principal (Name).

Officer was dispatched to Hughes Junior High School regarding a student in custody who was found to be in possession of a loaded firearm. Upon arrival officer contacted Vice Principal (Name) of Hughes Junior High School, who related the following:

Vice Principal (Name) stated that the Student (Name) was found to be in possession of a semi-automatic pistol and also live ammunition. She stated that some unidentified female students observed the Subject (Name) was carrying a handgun on his person and they immediately alerted the school officials. The other Vice Principal (Name) proceeded to contact Subject (Name) in his classroom. VP took Student (Name) out of the classroom and checked him for weapons. VP stated to officers that he retrieved a .25 caliber automatic pistol in Student (Name) waistband. He stated that Student (Name) had a sweatshirt over the handgun. He further stated that the student had a clip for the handgun containing live ammunition. VP stated that he took possession of the handgun and ammunition and escorted the student to the office area, where he informed Principal (Name) of the incident. Police were then called.

The teacher's report provides additional information regarding the student's intended use of the handgun:

On May 5, 1989 at approximately 10:00 a.m., a Hughes 7th grade student (Name) was found to be in possession of an unloaded handgun and a loaded clip. When questioned the student advised the administrators that he brought the gun to school because he had planned to fight another Hughes student on the campus of Birney Elementary School this afternoon. J-car

officers have been dispatched to Hughes and appropriate action will be taken.

The three case narratives above depict the diverse nature of delinquency cases supervised by the GAPP. They illustrate both minor and serious delinquent activity committed by relatively young individuals.

## PROGRAM DESCRIPTION OF THE GANG ALTERNATIVE PREVENTION PROJECT

In July 1988, the Gang Alternative and Prevention Program (GAPP) was established to supplement current efforts to combat the escalating problem of gang violence and drug use. Services provided by this program consist of juvenile narcotic testing, intensive supervision, school crime suppression, gang or drug prevention, hardcore gang suppression, and a special Asian gang component.

Early intervention, education, and supervision are believed to be the key elements in deterring youths from joining gangs and using or selling illicit drugs. GAPP is designed to address the need for a long-term solution by providing positive alternatives to those juveniles who are in danger of becoming involved in drugs and street gang activity.

GAPP operates on a county-wide basis in Los Angeles. The program is administered by a Director and five Supervising Deputy Probation Officers (SDPO). Service areas for the program are five geographic areas: (1) Centinela-Firestone, (2) East Los Angeles, (3) Long Beach, (4) San Fernando Valley, and (5) San Gabriel Valley.

Smaller areas of concentration are also targeted within these geographic areas. Each area is intended to be staffed by one SDPO, eight Deputy Probation Officers (DPO), and clerical support. Except for the East Los Angeles office, area offices operated at full complement during the study period. Four of the DPOs in the

East Los Angeles unit comprise the Asian gang component. This special unit provides supervision services to Asian and hard core gang members throughout Los Angeles County.

#### Program Objectives

The GAPP was designed to achieve various objectives. As a prevention and intervention tactic it was created to accomplish the following goals: (1) ensure long term protection of the community, (2) reduce the incidence of drug use and gang involvement by persons identified as "at risk" for initiating delinquency patterns, (3) network with various community groups involved in drug or gang prevention, (4) provide positive alternatives and enhance self esteem to "at risk" youth before they become entrenched in gangs and drug use, and (5) ensure imposition of correctional sanctions.

#### Intervention Services

The primary objective of the program is a long term solution to gang violence and drug use. Early intervention, surveillance, and education are critical to this focus. In addition, cooperative efforts among parents, schools, probation, law enforcement, justice system agencies, and community based organizations are aimed at serving "at risk" juveniles.

The GAPP program implemented by a particular area unit may be tailored to meet the needs of a specific community. Moreover, it targets both probation and non-probation juveniles "at risk" of becoming involved with gangs and drugs. On-going services include

but are not necessarily limited to the following: (1) individual and group counseling for minors when appropriate; (2) development, identification, coordination, and utilization of prevention resources, including law enforcement and other justice system agencies, schools, community based organizations, churches, social agencies, and institutions of higher education; (3) bicultural and bilingual services to meet the needs of youths and their parents and to fill gaps not met by more traditional services; (4) special programs such as tutoring services, parent effectiveness training, job development or training, recreational, educational and cultural experiences; (5) narcotic testing for appropriate cases; and (6) intensive supervision. Program staff attempt to accomplish the above through a team concept by providing information and by means of expertise sharing.

#### Intake Criteria and Referral Process

The GAPP focuses on the pre-delinquent and marginal gang youth who live in neighborhoods characterized by a high rate of delinquency, violent gang activity, and heavy drug use. Elementary and junior high school age youth under 654 WIC informal probation comprise the majority of cases supervised.<sup>1</sup>

Subject to caseload limitations, minors are referred under the following criteria: (1) residence in areas specified by each GAPP

---

<sup>1</sup>654 WIC authorizes a maximum six-month probation supervision program for minors as an alternative to closing the case or filing 601 WIC, or requesting the filing of a petition. It is in effect an informal probation which requires minimum supervision. A Probation Officer, with consent of the minor's parent or guardian, can establish a 654 WIC supervision program.

unit; (2) known association with gang members or identification as "at risk" for serious gang or drug involvement; (3) minors under active probation supervision (654, 601, 602 WIC) who demonstrate one or more of the following characteristics: (a) gang type behavior such as graffiti writing, gang apparel, gang talk, intimidation of others, and association with known gang members, (b) serious behavior problems in school, (c) parent or sibling who is or was a gang member. Cases with 707-b offenses,<sup>2</sup> multiple sustained petitions, or previous camp experience are inappropriate for referral.

Client referrals to GAPP can be from non-probation or probation sources. Non-probation referrals may be initiated by any responsible youth serving agency, school, parent, or legal guardian. A referral consists of a written document detailing the behavior problem. The GAPP DPO will assist in the preparation and coordination of the referral process. Additionally, he or she may open and complete the 652 WIC investigation or expedite the referral to the appropriate probation area office.

In the case of probation referrals, the appropriate GAPP supervisor is contacted to confirm suitability. The following conditions of probation are usually included in the 654 WIC contract or recommended to the court in 601 or 602 WIC cases:

---

<sup>2</sup>707-b WIC identifies the specific charge offenses necessary for a minor, 16 years of age or older, to be found unfit to be dealt with under the juvenile court. Over 21 offense categories are listed, including: murder, arson, kidnapping for ransom, rape with force, use of firearms, violent felonies, and a number of drug offenses.

- Obey all laws and all orders of the Probation Officer.
- Attend school and report every absence to Probation Officer.
- Do not associate with gang.
- Do not own or possess any dangerous weapon.
- Do not use or possess drugs and stay away from places where users congregate.
- Submit to drug testing when appropriate.
- Submit to search and seizure.

Asian gang case probationers with known or suspected Asian gang affiliation within Los Angeles County will be referred to the Asian gang SDPO for screening and acceptance. These probationers must meet one of the following criteria: (1) a participant in a homicide, shooting, or other violent gang related activity, (2) a participant in drug or other criminal activity in concert with known gang members, (3) association with known gang members. The Asian gang SDPO may request transfer of cases based on information obtained from law enforcement intelligence and not available in the probation case file.

#### Classification Procedures

The SDPO is responsible for ensuring that each case is appropriately classified as follows: (1) each case is classified as maximum until the case no longer requires supervision by GAPP; and (2) cases no longer requiring GAPP supervision will be transferred to the appropriate area office within 60 days from the time such reclassification becomes evident. The reasons for reclassification are to be documented on the case recording form and standard procedures for transfer should be followed. Bench Warrant Issued (BWI) cases are to be removed from the caseload and placed in the unit or office BWI file until the probationer is

apprehended. BWI cases may be held up to 60 days in an attempt to effect the probationer's arrest.

#### Case Contact and Supervision

Upon receipt of a case, the DPO reads and reviews it, makes initial in-person contact with the minor and his or her parents, completes a case plan, and obtains SDPO approval. This is to be done within 10 working days. Each case is to be reviewed and approved by the SDPO as follows: 654 WIC cases every two months, and 602 WIC court cases every six months. Case review includes: (1) reviewing compliance with conditions of probation; 2) ensuring that necessary documents are in the juvenile probation file; (3) ensuring that case plans are consistent with case needs; and (4) ensuring the correct use of appropriate forms.

Probationers are to be contacted a minimum of four times a month. Two of these contacts must be in person. Parents must be contacted a minimum of once a month in person. All cases with a narcotic testing condition shall be tested a minimum of two times monthly.

Collateral contacts may be in person or telephonic with parties who are significant to the supervision and monitoring of a specific case, other than the minor or his or her parents. Non-case related contacts refer to communications with parties who have an interest in the development or enhancement of the overall program; for example, political figures, representatives from the school systems, universities, or private industry. The number of contacts will vary depending on case and program needs. It is



expected that at least 50 percent of available work time will be spent on contacts in the field. This includes school, home, community agencies, police facilities, and neighborhood locations where gangs and "at risk" youths congregate or where interested parties can be contacted.

### Probation Violations

It is the intent of the GAPP to intensively supervise probationers in order to verify compliance or non-compliance with conditions of probation. Violations are to be handled promptly and appropriate action should be taken. For 601 and 602 WIC Wards it is mandatory that all violations are reported to court. This includes non-arrest violations of probation conditions as well as arrests for law violations. Court notification is to be accomplished within 15 working days following the date the DPO learned of the violation or potential violation from any report to the court including "Notice of Potential Violation," and 602 or 777-a WIC Petition Requests. Violations from Informal Supervision cases are to be handled with SDPO approval in the following manner: (1) 602 WIC Petition Request submitted to the District Attorney when court intervention is deemed necessary; (2) Hold in Abeyance when appropriate; (3) modification of supervision contract; and/or (4) open new 654 WIC supervision case if original grant is near expiration.

## RESEARCH DESIGN

### Sampling Procedure

Data for this study were collected between July 1, 1989 and June 30, 1990. All five GAPP area offices in Los Angeles County participated in the research. The area offices were: Centinela-Firestone, East Los Angeles, East San Fernando Valley, Long Beach, and San Gabriel Valley.

A random sample of 50 GAPP supervision cases was selected from each area office for a total experimental group of 250 cases. A comparison group was comprised of a random sample of 50 cases from each area office not under the GAPP. The comparison cases were selected from WIC Sec. 654 caseloads. Minors under WIC 654 are considered on "informal" probation supervision for a maximum of six months. The WIC 654 supervision population was utilized for a comparison group because the majority of GAPP supervision cases are also selected from WIC 654 caseloads. Comparison group cases were quota sampled based on: age, sex, race, and, when possible, offense. This was done to enhance comparability between study groups.

Data were collected on each client at three intervals: (1) at intake into probation supervision, (2) at the three month supervision period, and (3) at the six month supervision period. No case replacement was utilized if persons were prematurely terminated or otherwise left the study. Tracking cases for a six month period was to gauge the frequency and effect of services and program impact during these study intervals.

Data collection utilized primarily case record reviews that were enhanced with interviews from Supervisors and Deputy Probation Officers. In addition, review of school records and Juvenile Automated Index computer checks for criminal justice system contacts were completed. Generally, information and records were more comprehensive and more readily available for the GAPP group than for the Comparison group cases. Certain data regarding the Comparison group clients -- school grade point average, referral services for minors or parents, and supervision performance -- for instance, were often unavailable in the case records.<sup>3</sup>

This design provided the structure for the comprehensive analysis of this juvenile correctional supervision program. The research incorporated (1) random selection of study cases, (2) longitudinal tracking of cases during the supervision period, and (3) a matched comparison group to serve as a baseline in order to assess program outcome.

#### Study Objectives

The focus of this study was on assessing the impact of an intensive, early intervention juvenile delinquency reduction program. Primarily, the study sought to examine the outcome when juveniles were exposed to two different types of probation supervision: GAPP clients versus a Comparison group on informal probation supervision. The research objectives were focused on the following areas:

---

<sup>3</sup>Appendix A provides data collection forms.

- (1) Describing the GAPP participants and services provided during probation supervision.
- (2) Examining the probation outcomes of differing types of supervision levels and services.
- (3) Assessing the extent of recidivism among GAPP clients and informal supervision clients.

### Recidivism Criteria

A disposition date officially places a minor on probation. The disposition date initiated the six-month tracking period for recidivism. The data examine recidivism only during the minor's probation period. It does not assess recidivism after completion of probation. A variety of methods was used to gauge recidivism:

- (1) Arrest after placement on probation during the study period.
- (2) A sustained juvenile court petition.
- (3) Filing of a 777 WIC petition for a minor on probation.

Under 777 WIC a Deputy Probation Officer can request the court to revoke or modify the terms of the minor's probation. A 777 WIC filing usually indicates an inability to fulfill conditions of probation and depicts probation supervision as inappropriate. Such filings illustrate serious violations and probation failure.

The three foregoing criteria are purposefully utilized to establish a comprehensive perspective of delinquent activity during supervision. Arrest during supervision can culminate with the

police releasing the minor, or prosecutors may not elicit a court petition and the minor could be cleared of all allegations. On the other hand, 777 WIC case filings, which were extremely rare for all study cases, nearly always are sustained.

### Gang Affiliation

A variety of criteria were utilized to identify minors as gang affiliated, including: self admit, acknowledgement by parents, identification in official records by law enforcement, probation, school, or the juvenile court. These criteria more likely identified GAPP clients as gang affiliated than Comparison group clients.

### Statistical Analysis

Prior to performing any statistical calculations the data were subjected to several checks for inaccuracies. The frequency of each Juvenile Automated Index (JAI) number (a unique number for each case) was examined and duplicate cases were eliminated from the database. All dates were inspected for logical consistency. Several dates reflecting participation in the program were entered as having occurred in the late 1990's. In these cases, the date was assumed to have been mistyped and was changed to the 1980's, keeping the last digit of the year the same (e.g., 1998 was changed to 1988). Similar changes were made to birthdates when the calculated age for the delinquent was less than five years of age. Out-of-range values for any data element were recoded as missing.

The data from the three time periods (intake, 3-months, and 6-months) were linked using the JAI number. The bulk of analyses utilized descriptive statistics: frequencies, percentages, means, and crosstabulation tables. A paired t-test was performed between the GPS scores at intake and 6-months for the GAPP group. Several analyses of covariance were performed on the data to test for significant differences between the GAPP group and the Comparison group on the frequency of arrests, citations, short-term law contacts, and convictions/adjudications. The covariates for these analyses were initial differences in age, prior arrests, prior probation, family monthly income, gang activity at intake, and substance use at intake.

## ANALYSIS AND FINDINGS

### Client Descriptors

Age. Figure 1 shows the age distribution for the GAPP and Comparison groups. Age was calculated based on date-of-birth and the date the person entered 654 supervision. Forty percent of the GAPP group was between 7 and 12 years of age, compared with 13 percent for the Comparison group. A larger percentage of the Comparison group was in the 16 to 19 years of age category (22%) than in the GAPP group (7%). The average ages for GAPP and Comparison groups were 13.2 and 14.7, respectively.

The Long Beach area office accepted the youngest clients, whose average age was 11.5 years at intake, followed by the Centinela office whose clients were 12.8 years of age at intake, while clients at the San Gabriel Valley office averaged 13.8 years. The oldest clients were 14 years of age at intake at both the East Los Angeles and East San Fernando Valley area offices. Comparison group clients were approximately one year older than GAPP clients. Table 2 displays findings regarding client age at intake for GAPP and Comparison group cases by area office.

**Table 2**

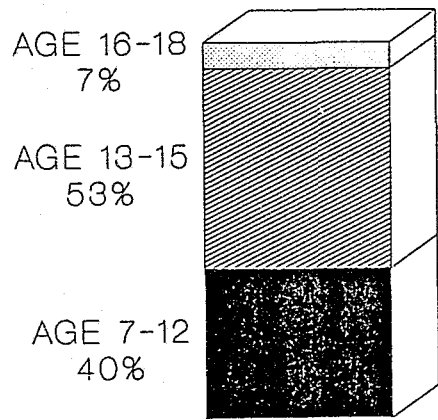
Mean Age at Entry to GAPP by Group and Area Office

Area Office	<u>GAPP</u>		<u>Comparison</u>	
	Mean	95% C.I.	Mean	95% C.I.
Centinela	12.8	12.3 - 13.2	13.9	13.6 - 14.2
East L.A.	14.0	13.4 - 14.5	14.4	14.0 - 14.8
Long Beach	11.5	10.8 - 12.2	14.4	14.0 - 14.8
San Gabriel Valley	13.8	13.3 - 14.3	15.6	15.2 - 16.1
E. San Fernando V.	14.0	13.5 - 14.4	15.0	14.6 - 15.4
Total	13.2	13.7 - 14.2	14.7	14.5 - 14.8

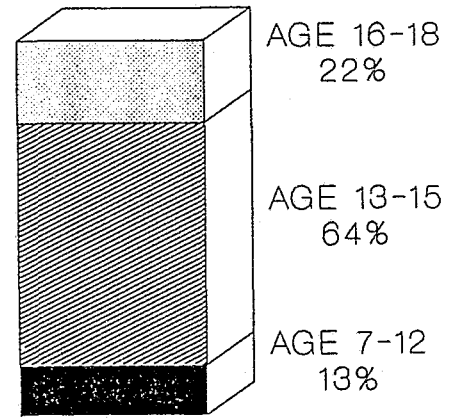
C.I. = Confidence Interval

# Figure 1

## DEMOGRAPHICS: AGE WHEN ENTERED 654



GAPP GROUP



COMPARISON GROUP



Sex. Figure 2 shows the percentage of males and females in each group. Due to stratification of the samples, these percentages are comparable, with males representing 78% of the GAPP group and 82% of the Comparison group.

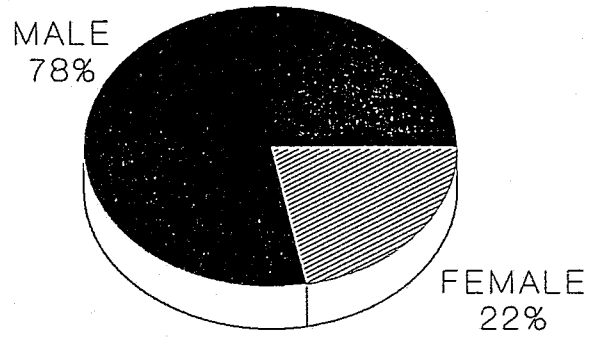
Race. Figure 3 shows the percentage of each ethnic group in the GAPP and Comparison groups. The GAPP group was comprised of a higher percentage of Hispanics (67% in the GAPP group versus 54% in the Comparison group) and a lower percentage of Whites (5% in the GAPP group versus 18% in the Comparison group). The percentage of Blacks, Asians, and "Others" was comparable between the groups.

Living Arrangements. The living arrangements of the clients are shown in Figure 4. A slightly higher percentage of the GAPP group resided with a single parent (59%) than in the Comparison group (50%). Conversely, a slightly higher percentage of the Comparison group resided with both parents (43%) than in the GAPP group (37%). The relative percentages of clients living with other relatives, other nonrelatives, alone, in a group facility, or for whom a living arrangement was unknown are comparable between the two groups.

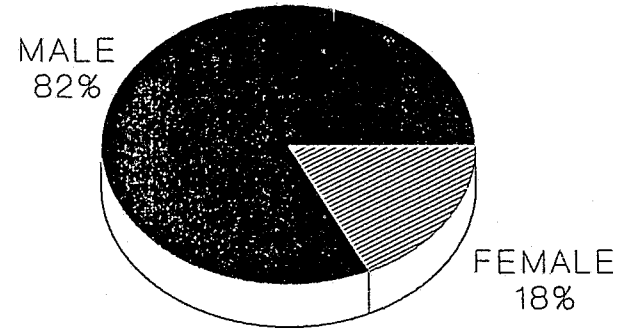
Parents' Marital Status. The marital status of the clients' parents is presented in Figure 5. Consistent with the findings regarding living arrangement, the GAPP group had a slightly higher percentage of clients with single (22%) and separated parents (17%) and a slightly lower percentage of married parents (31%) than the Comparison group (12%, 8%, and 40%, respectively).

# Figure 2

## DEMOGRAPHICS: SEX



GAPP GROUP

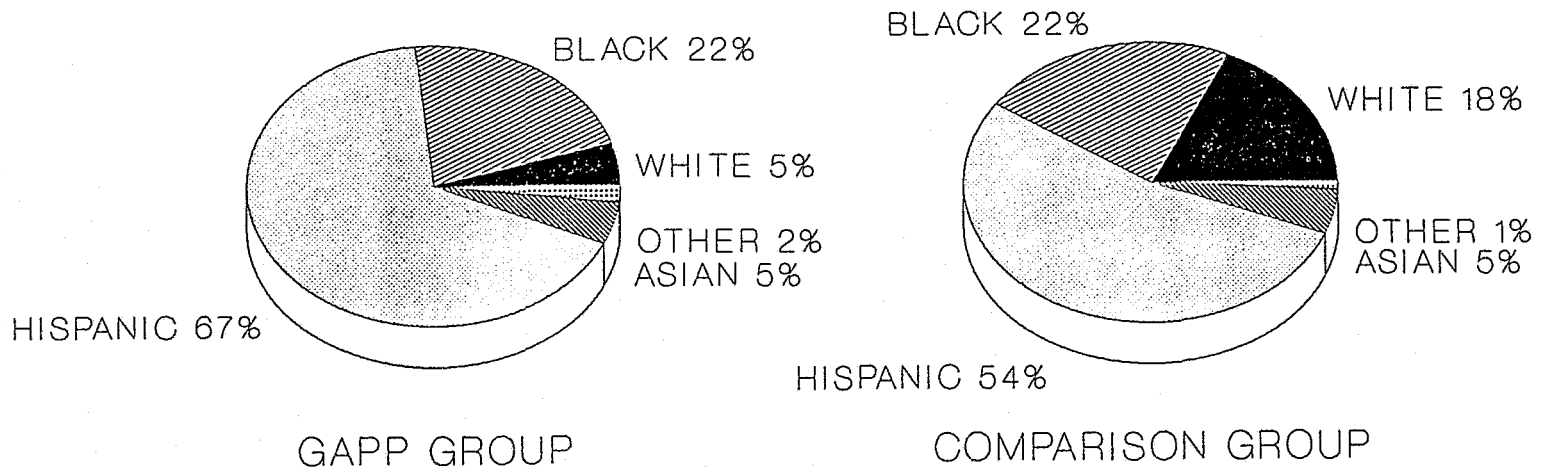


COMPARISON GROUP

# Figure 3

## DEMOGRAPHICS: RACE

25



# Figure 4

## DEMOGRAPHICS: LIVING ARRANGEMENTS

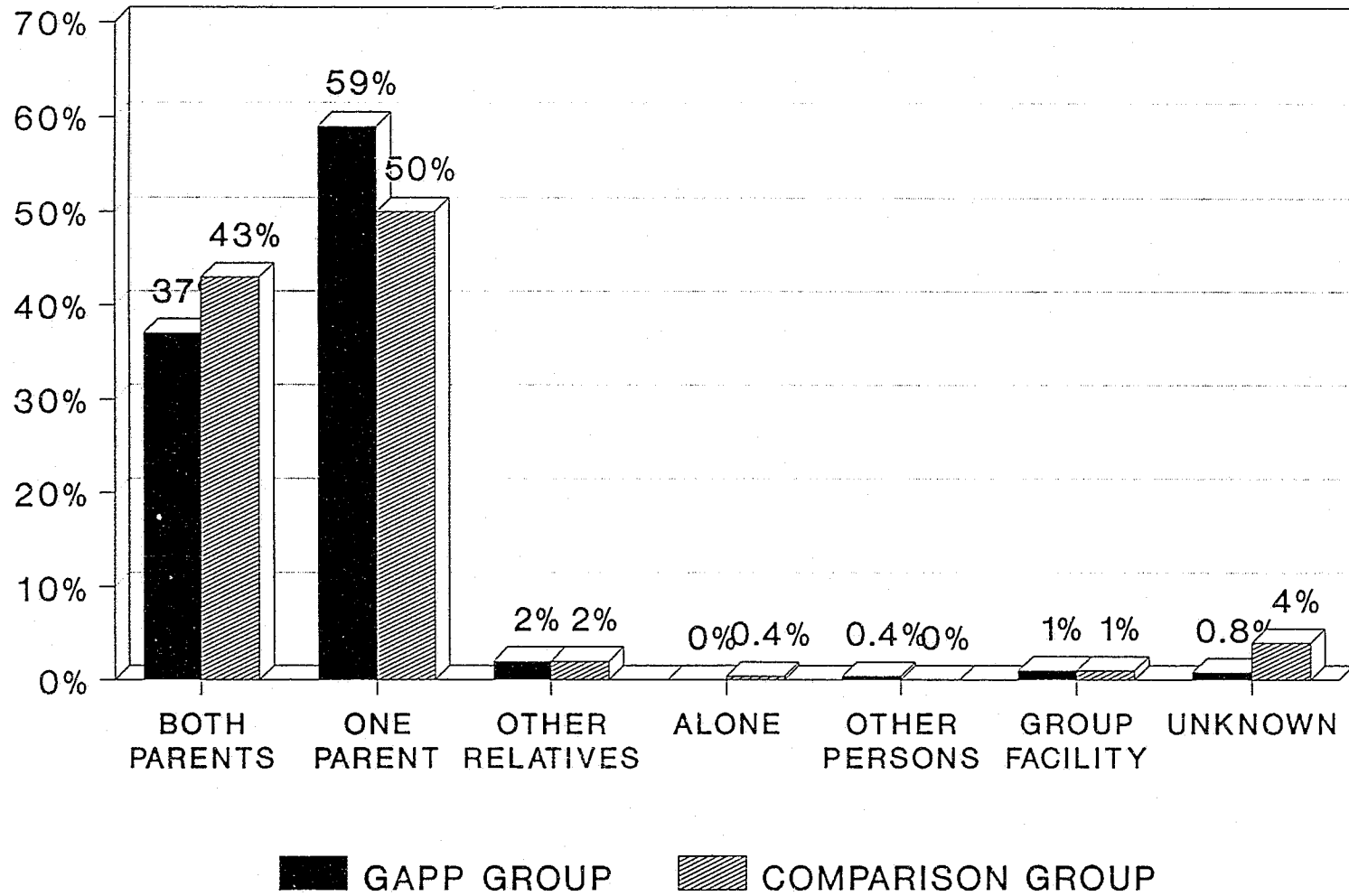
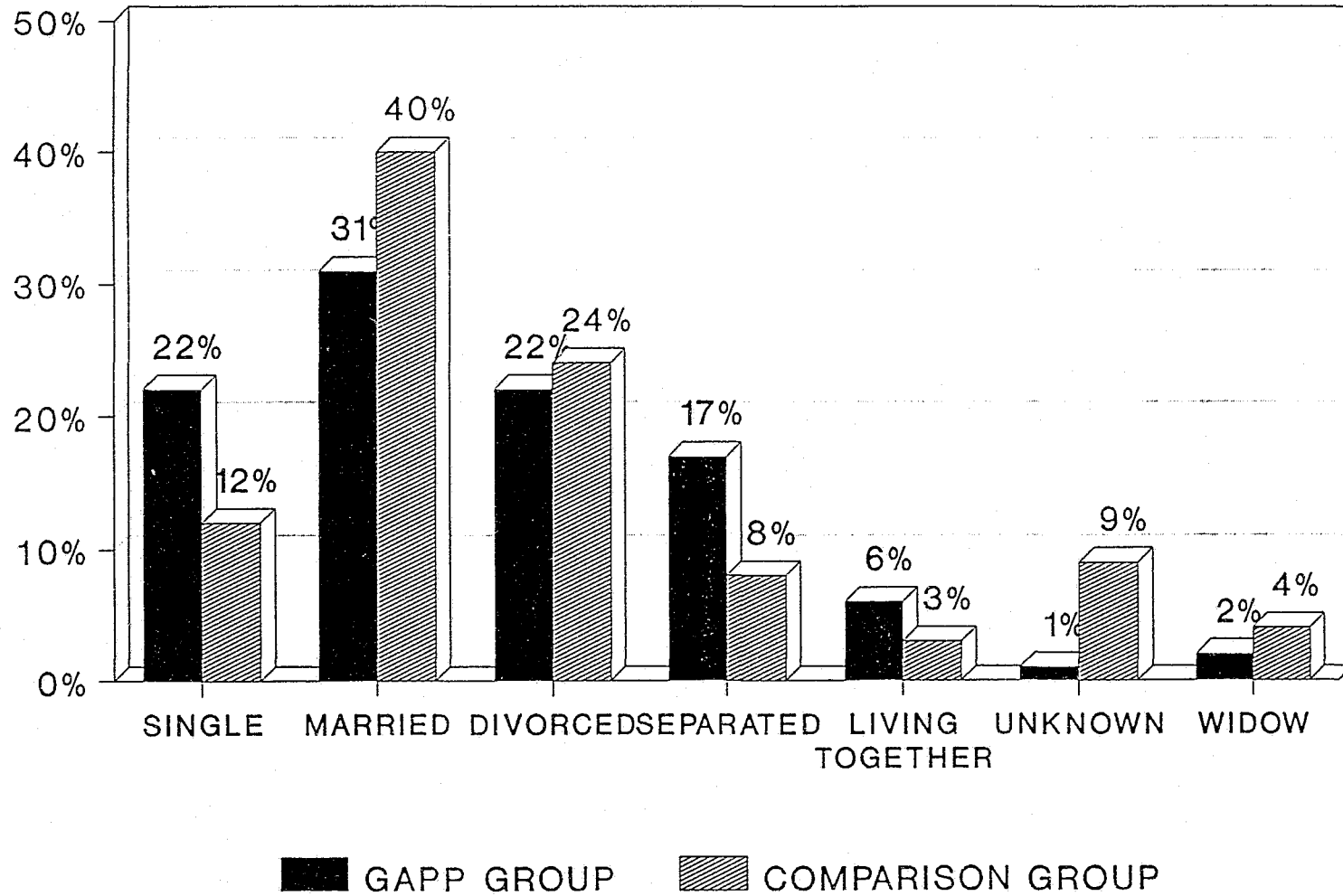


Figure 5

# DEMOGRAPHICS: PARENTS MARITAL STATUS



Parents' Employment Status. Figure 6 shows the employment status for the parents of the clients. A full half of the Comparison group's parents were employed full-time (56%), whereas for the GAPP group, only about a third of their parents were employed full-time (37%). A much larger percentage of the GAPP group's parents were unemployed (44%) relative to the Comparison group's parents (18%). Unfortunately, the employment status of 19% of the Comparison group's parents was unknown, adding uncertainty to the true percentage of employed and unemployed parents in this group.

Monthly Household Income. The monthly household income for each of the groups is presented in Figure 7. Since a higher percentage of the GAPP group's parents were unemployed, it is not surprising that this group had a lower monthly income. For the GAPP group, 68% had monthly incomes of \$1,000 or under, 26% between \$1,001 and \$2,000, 5% between \$2,001 and \$4,000, and 2% over \$4,000. For the Comparison group, 60% had monthly incomes of \$1,000 or under, 20% between \$1,001 and \$2,000, 15% between \$2,001 and \$4,000, and 5% over \$4,000.

Referral Sources. The referral source for the clients in each of the groups is shown in Figure 8. The most striking feature of this figure is the large percentage of Comparison group clients referred by law enforcement (94%) relative to the GAPP group (23%), and the higher percentage of GAPP group referrals from schools (38%), parents (12%), and probation (26%) than in the comparison group (2%, 1%, and 0.4%, respectively).

Figure 6

DEMOGRAPHICS: PARENTS EMPLOYMENT STATUS

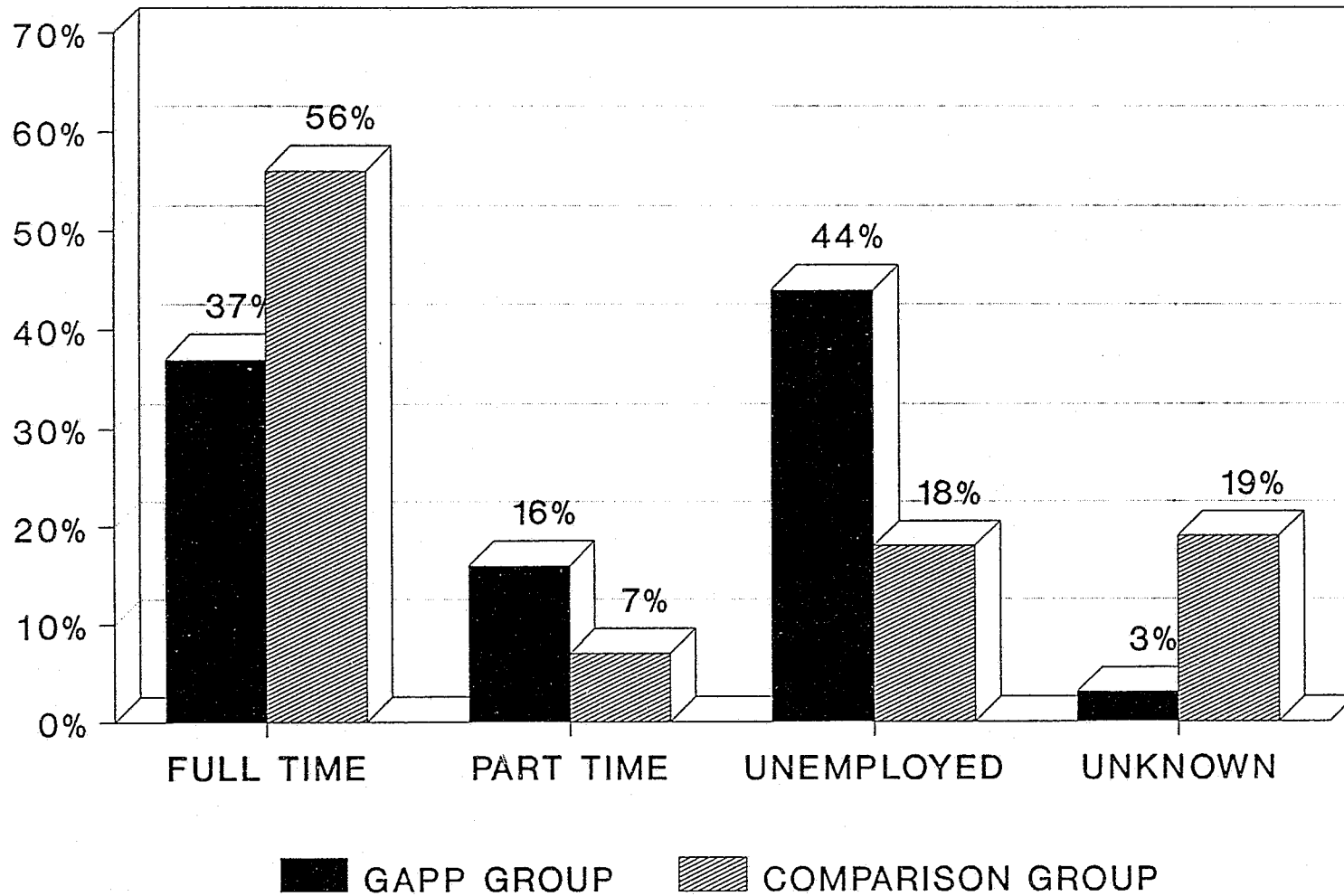
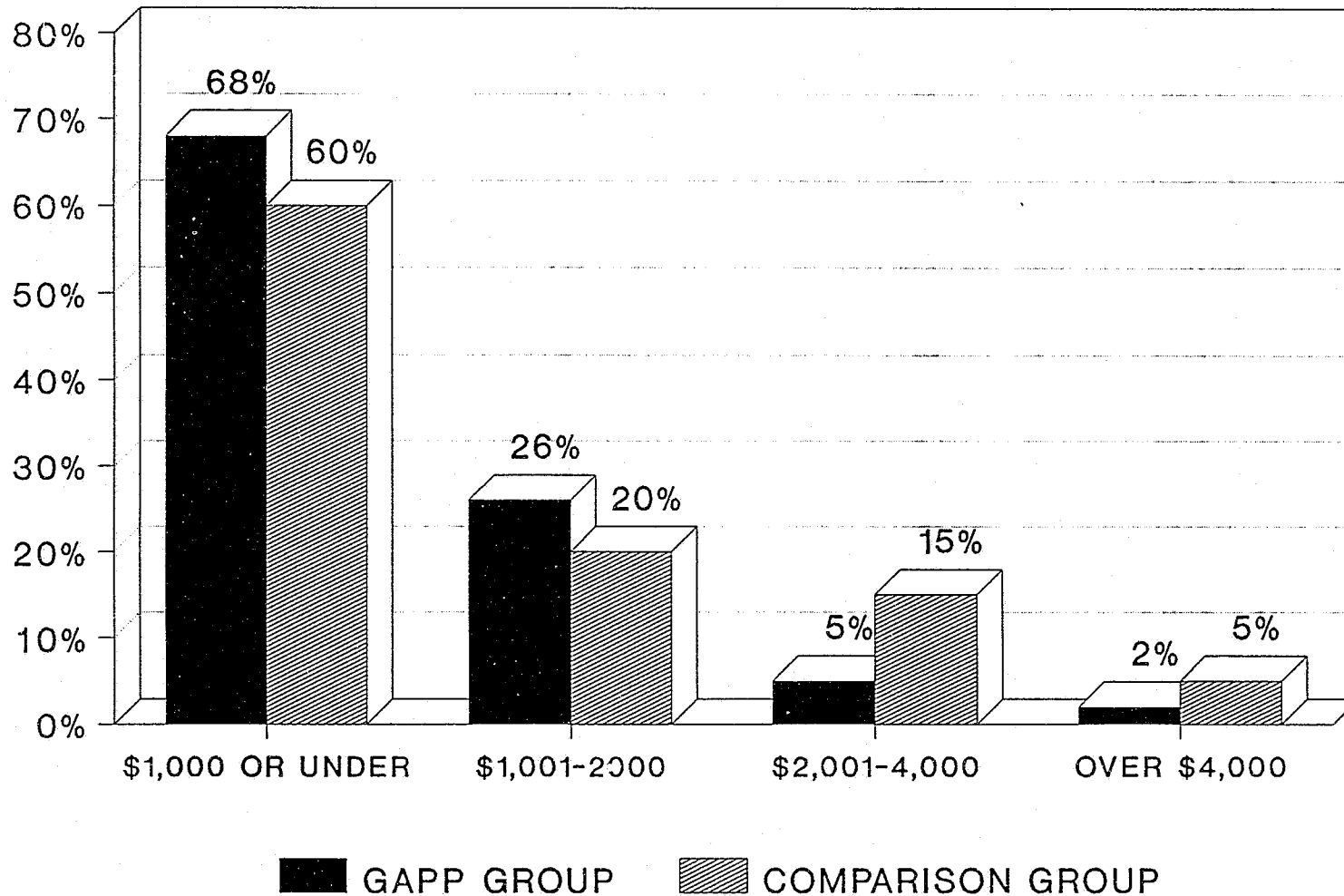


Figure 7

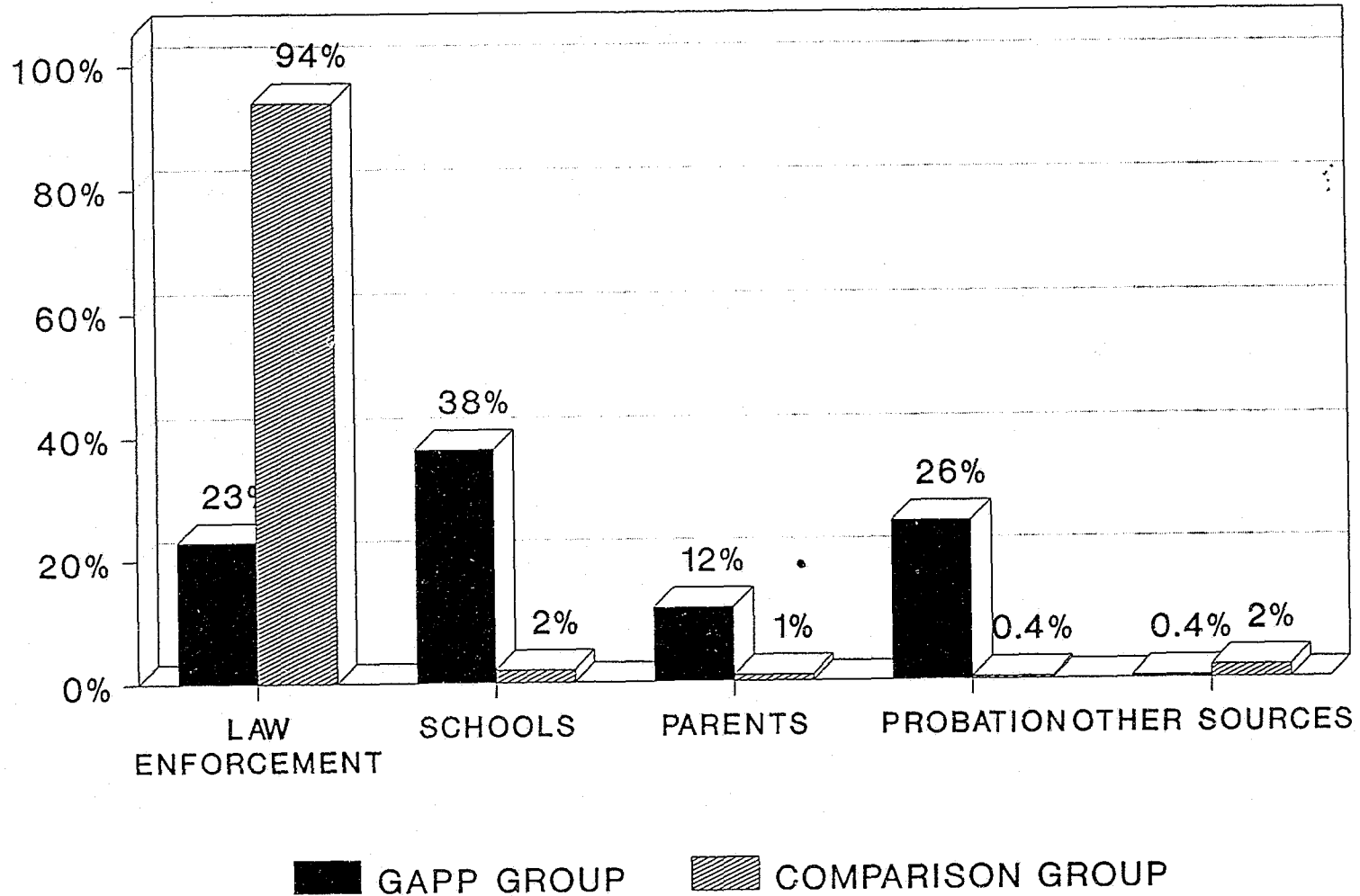
DEMOGRAPHICS: MONTHLY HOUSEHOLD INCOME





# Figure 8

## DEMOGRAPHICS: REFERRAL SOURCES



Selection of cases for GAPP supervision was at the discretion of the screening probation officer. As such, the GAPP group displayed differences from Comparison group cases who were placed on probation following a court disposition.

For GAPP cases the most common referral source was schools, which accounted for 38 percent, followed by probation, 26 percent, while law enforcement provided 23 percent and parents 12 percent of the referrals. The close cooperative relationship between the schools and GAPP officers is evident in that they accounted for 64 percent of all GAPP referrals. Table 3 presents findings of the cases selected into GAPP by this source of referral.

The allegations which initiated a referral to GAPP were diverse. The most frequent allegations for GAPP involved general crimes in 33 percent of the cases, truancy in 26 percent, school discipline in 21 percent, and a general category of other problems in 13 percent. Allegations concerning a crime at school accounted for 7 percent of the allegations for GAPP clients. For the Comparison group, allegations concerned crimes committed at school (26 percent) or other general crimes (64 percent).

Further analysis discovered that GAPP area offices differed significantly in the selection of cases according to allegation. Two offices -- East Los Angeles and Long Beach -- accepted a preponderance of cases with allegations of school-related problems such as truancy or school disciplinary actions. The East Los Angeles and Long Beach offices accounted for 95 percent of all

**Table 3**

Selection into GAPP by Referral Source and Area Office

Referral Source and Office	GAPP	Comparison
<b>Law Enforcement</b>		
Centinela	0	43
East L.A.	2	50
Long Beach	3	48
San Gabriel V.	22	47
E. San Fernando V.	31	48
Subtotal	58	236
<b>Schools</b>		
Centinela	0	0
East L.A.	18	0
Long Beach	32	0
San Gabriel V.	27	2
E. San Fernando V.	16	2
Subtotal	93	4
<b>Parents</b>		
Centinela	1	1
East L.A.	16	0
Long Beach	9	1
San Gabriel V.	1	1
E. San Fernando V.	2	0
Subtotal	29	3
<b>Probation</b>		
Centinela	49	0
East L.A.	11	0
Long Beach	5	1
San Gabriel V.	0	0
E. San Fernando V.	1	0
Subtotal	66	1
<b>All Others</b>		
Centinela	0	6
East L.A.	0	0
Long Beach	1	0
San Gabriel V.	0	0
E. San Fernando V.	0	0
Subtotal	1	6
<b>Total</b>	<b>247</b>	<b>250</b>

truancy and school discipline cases in the GAPP study. In contrast, area offices in Centinela, East San Fernando Valley, and the San Gabriel Valley supervised GAPP cases arising from more serious criminal allegations. At the East San Fernando Valley office 94 percent of the GAPP cases studied showed allegations of a crime committed at school. Additionally, three area offices -- Centinela, East San Fernando Valley, and San Gabriel Valley -- accepted 96 percent of the GAPP cases referred for allegations of "other general crimes." Table 4 presents data for selection into GAPP by allegation and area office.

#### School Performance

Educational Level at Intake. Since the GAPP group was slightly younger than the Comparison group (see above), a higher percentage of the GAPP group was in grade school (31%) than for the Comparison group (6%), as shown in Figure 9. Also, fewer were in senior high (13% versus 31%).

School Attendance: Intake versus Six-Month. Figure 10 shows the percentage of clients with attendance problems at intake and at 6 months for each group. At intake into 654 supervision, the GAPP group had a higher percentage of clients with attendance problems (59%) relative to the Comparison group (23%). However, at 6 months, the percentage of GAPP clients with attendance problems had dropped to 37%, a decrease of 22%. The Comparison group also exhibited a decrease in attendance problems, with only 15% (a decrease of 8%) reported as having attendance problems at six months. An additional analysis examined attendance problem versus no attendance problem at six months, controlling for attendance at

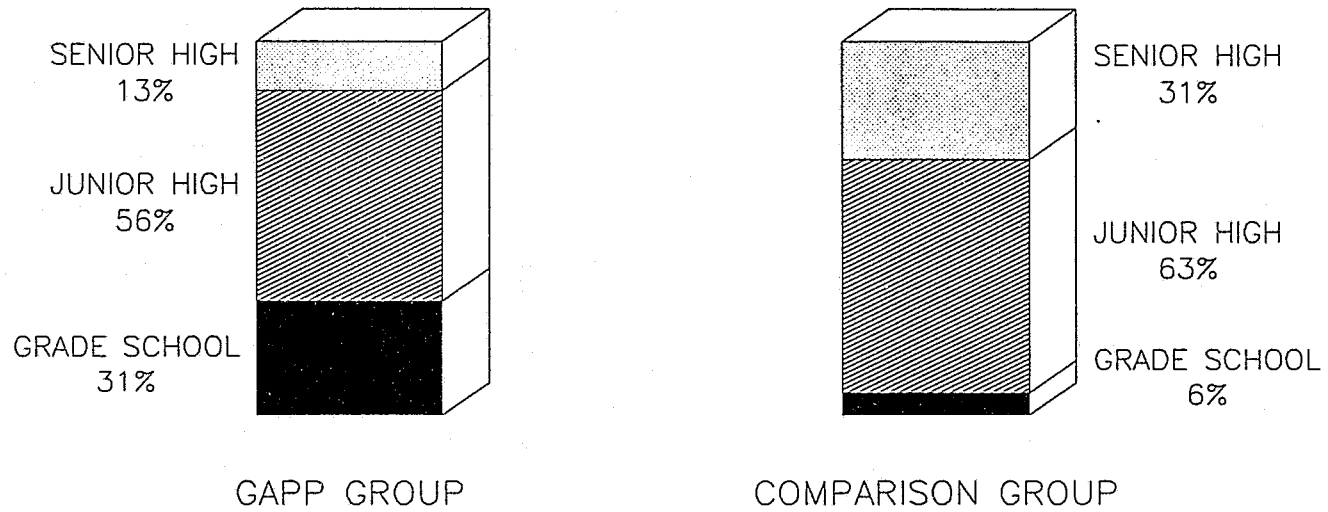
**Table 4**

Selection into GAPP by Allegation and Area Office

Allegation and Office	GAPP	Comparison
<b>School Discipline</b>		
Centinela	2	0
East L.A.	1	0
Long Beach	23	4
San Gabriel V.	19	1
E. San Fernando V.	7	0
Subtotal	52	5
<b>School Crime</b>		
Centinela	1	24
East L.A.	0	7
Long Beach	0	13
San Gabriel V.	2	8
E. San Fernando V.	15	12
Subtotal	18	64
<b>Other Crime</b>		
Centinela	47	23
East L.A.	0	38
Long Beach	3	30
San Gabriel V.	17	34
E. San Fernando V.	15	35
Subtotal	82	160
<b>Truancy</b>		
Centinela	0	0
East L.A.	43	0
Long Beach	18	0
San Gabriel V.	1	0
E. San Fernando V.	2	0
Subtotal	64	0
<b>All Others</b>		
Centinela	0	3
East L.A.	3	5
Long Beach	6	3
San Gabriel V.	11	7
E. San Fernando V.	11	3
Subtotal	31	21
<b>Total</b>	<b>247</b>	<b>250</b>

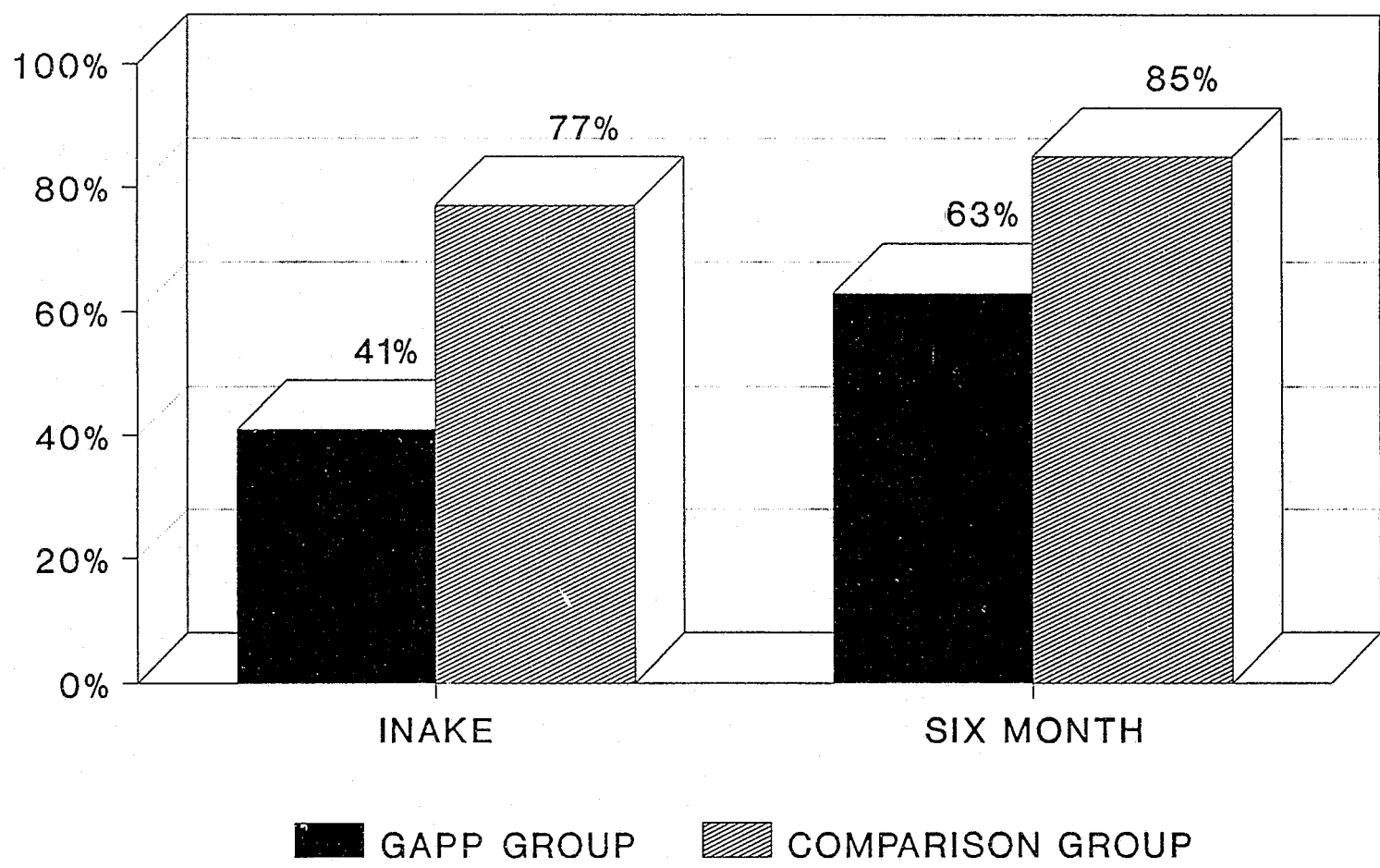
# Figure 9

## EDUCATIONAL LEVEL AT INTAKE



# Figure 10

## PERCENTAGE OF CASES WITH NO ATTENDANCE PROBLEMS AT INTAKE AND SIX MONTH



intake. The results are shown in Figures 11 and 12 and reveal that of those in the GAPP group with an attendance problem at intake, 49% no longer had an attendance problem at six months. For the Comparison group, 35% of those with an attendance problem at intake no longer had an attendance problem at 6 months. On the other hand, 18% of the GAPP group developed an attendance problem from intake to 6 months. No one in the Comparison group is reported to have developed an attendance problem from intake to 6 months.

GPA. The present research discovered an improvement in GAPP group school performance. Grade point average (GPA) at intake and 6 months is shown for the GAPP group in Figure 13. For the GAPP group, GPA data were available on 179 clients at intake and 126 clients at 6 months. The average GPA increased from 1.66 at intake to 1.82 at 6 months, which is a statistically significant rise.

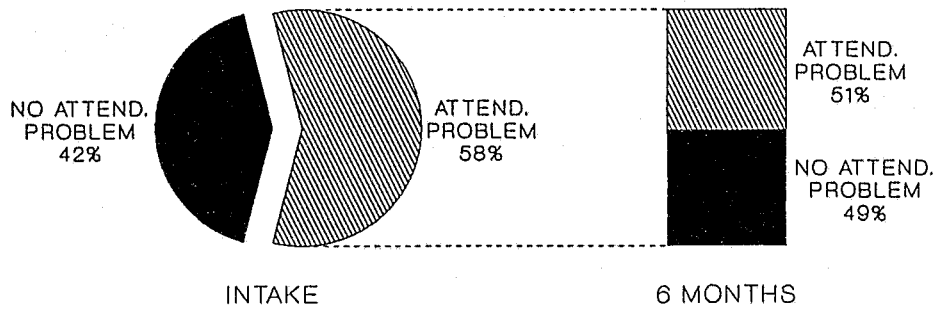
### Recidivism

The primary indicators of recidivism at six months were: number of arrests, citations, short-term law contact, and convictions/adjudication during the six month period. As shown in Figure 14, the GAPP group is reported to have a higher frequency of recidivism on each indicator, relative to the Comparison group. This may be due in large part to the higher level of supervision received by the GAPP group. It is also important to keep in mind that the GAPP group exhibited higher levels of gang activity, substance use, and prior probation at intake than the Comparison group. Tables 5 to 10 present data regarding GAPP cases during the three and six month period in terms of arrests, citations, short-

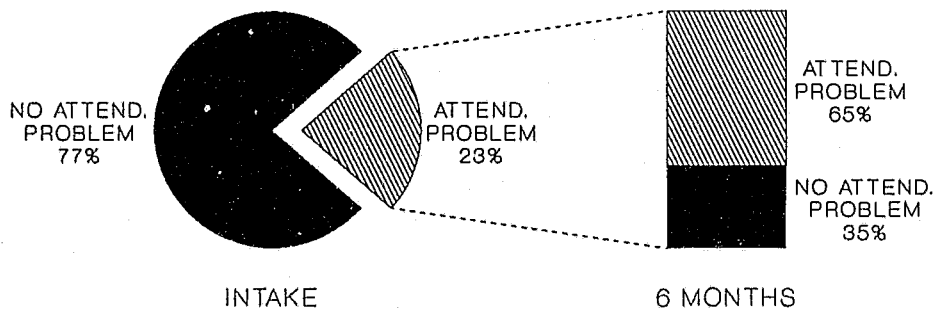


# Figure 11

## ATTENDANCE PROBLEMS AT SIX MONTH FOR THOSE CASES WITH ATTENDANCE PROBLEMS AT INTAKE



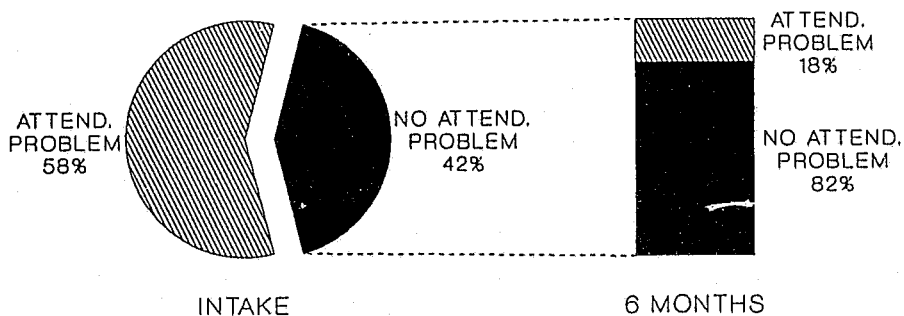
## GAPP GROUP



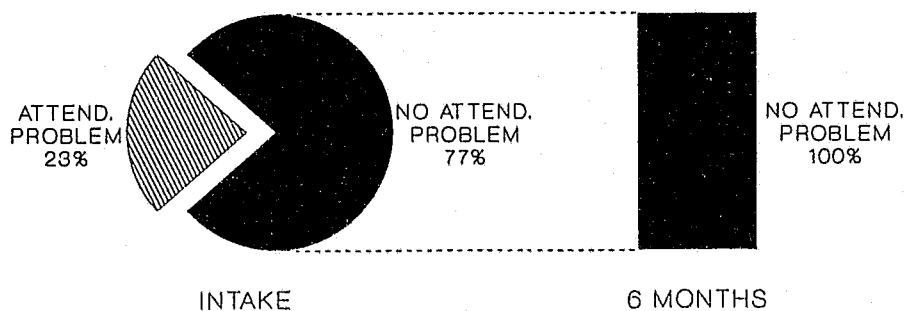
## COMPARISON GROUP

# Figure 12

## ATTENDANCE PROBLEMS AT SIX MONTH FOR THOSE CASE WITHOUT ATTENDANCE PROBLEMS AT INTAKE



### GAPP GROUP



### COMPARISON GROUP

# Figure 13

## GAPP GROUP: GPA AT INTAKE AND 6 MONTHS

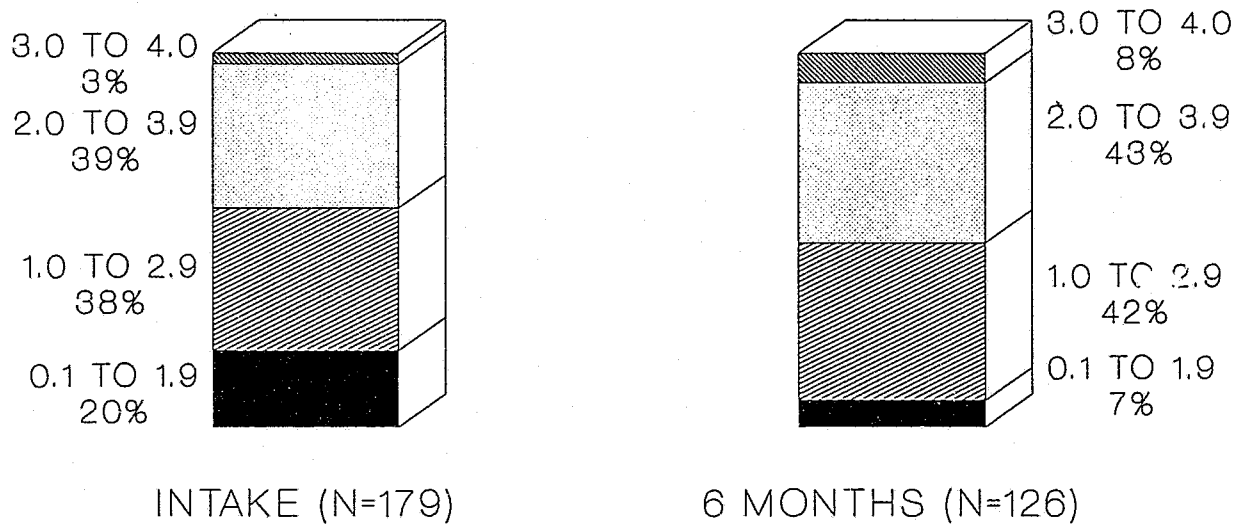
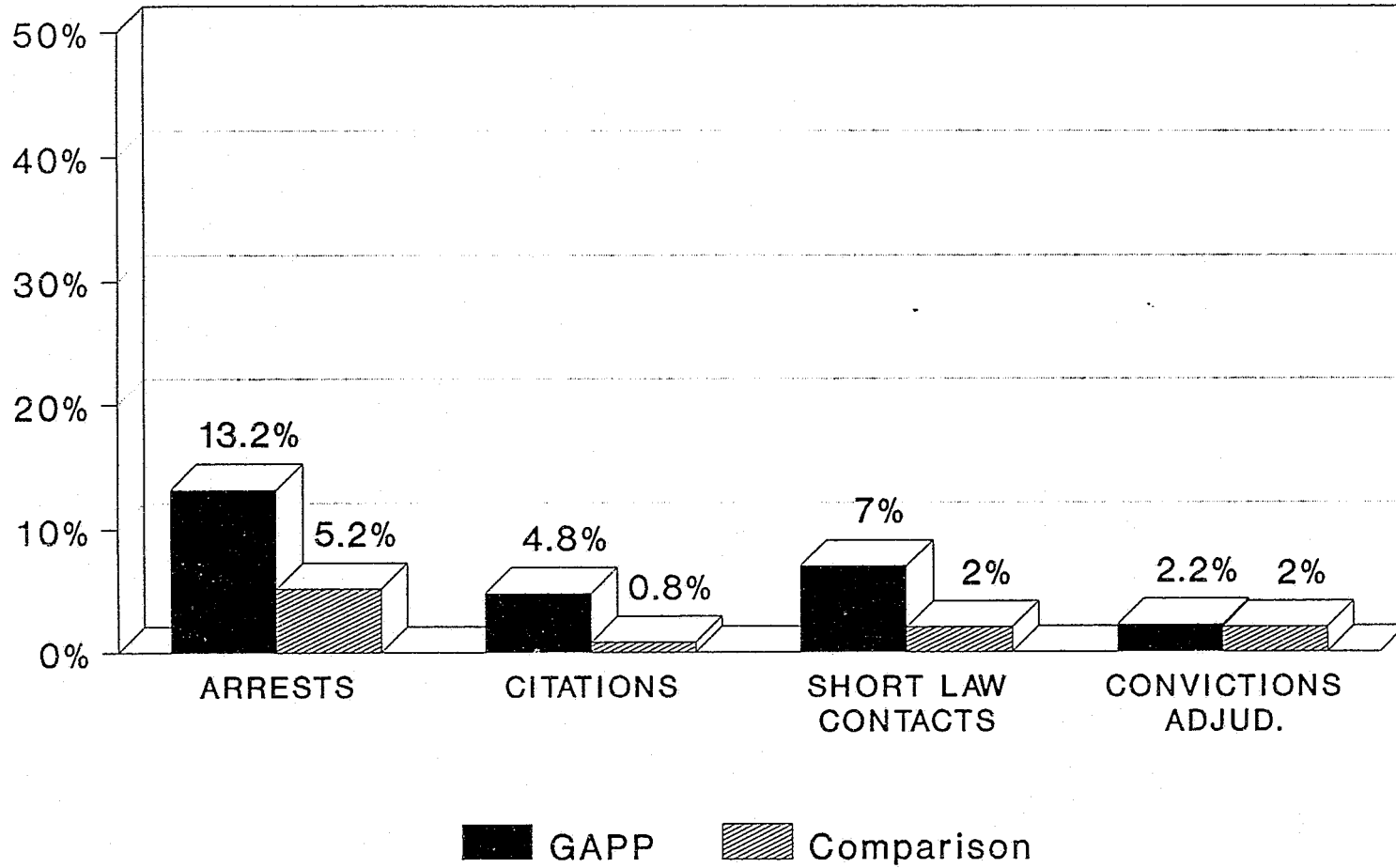


Figure 14

RECIDIVISM AT 6-MONTHS  
GAPP vs. COMPARISON GROUP



term law enforcement contacts, probation violations, convictions, and re-arrest or drug use.

**Table 5**

Percentage of Cases with Arrests during the 3 and 6 Month Periods by Group

	<u>Number of Arrests</u>		
	0	1	2
<b>3 Month Period</b>			
GAPP (n=137)	93%	6%	1%
Comparison (n=250)	96%	4%	0%
<b>6 Month Period</b>			
GAPP (n=228)	87%	11%	2%
Comparison (n=249)	94%	5%	1%

**Table 6**

Percentage of Cases with Citations during the 3 and 6 Month Periods by Group

	<u>Number of Citations</u>		
	0	1	2
<b>3 Month Period</b>			
GAPP (n=137)	100%	0%	0%
Comparison (n=250)	99%	1%	0%
<b>6 Month Period</b>			
GAPP (n=228)	95%	4%	1%
Comparison (n=249)	99%	1%	0%

**Table 7**

Percentage of Cases with Short-Term Law Contacts  
during the 3 and 6 Month Periods by Group

	<u>Number of Short-Term Law Contacts</u>		
	0	1	2
<b>3 Month Period</b>			
GAPP (n=137)	96%	3%	1%
Comparison (n=250)	99%	1%	0%
<b>6 Month Period</b>			
GAPP (n=228)	93%	13%	3%
Comparison (n=249)	98%	2%	<1%

**Table 8**

Percentage of Probation Violations during  
the 3 and 6 Month Periods by Group

	<u>Number of Violations</u>		
	0	1	2
<b>3 Month Period</b>			
GAPP (n=137)	45%	27%	28%
Comparison (n=250)	100%	0%	0%
<b>6 Month Period</b>			
GAPP (n=228)	54%	15%	31%
Comparison (n=249)	99%	1%	0%

**Table 9**

Percentage of Cases with Convictions/Adjudications  
during the 3 and 6 Month Periods by Group

	<u>Number of Convictions/Adjudications</u>		
	0	1	2
<b>3 Month Period</b>			
GAPP (n=137)	98%	2%	0%
Comparison (n=250)	98%	2%	0%
<b>6 Month Period</b>			
GAPP (n=228)	98%	2%	0%
Comparison (n=249)	98%	2%	<1%

**Table 10**

Breakdown of Re-Arrest at 6 Month and Drug Use during  
6 Month Period by Gang Activity at Intake and Group

Variable	Gang Activity	No Gang Activity
<b>GAPP</b>		
Re-Arrested	23%	8%
Using Drugs	22%	4%
<u>n</u>	81	166
<b>Comparison</b>		
Re-Arrested	18%	3%
Using Drugs	33%	16%
<u>n</u>	39	211

Although the frequency of recidivism on each of the four indicators was higher for the GAPP group than for the Comparison group, this difference was not statistically reliable for the frequency of citations and convictions/adjudications, after statistically adjusting for initial differences in gang activity, substance use, prior probation and family income. However, the difference in arrests and short-term law contacts was statistically reliable, even after adjusting for the known initial differences. This higher recidivism for arrests and short-term law enforcement cannot equivocally be attributed to the effect of GAPP supervision since the groups may have differed in unknown and significant characteristics due to the lack of random assignment.

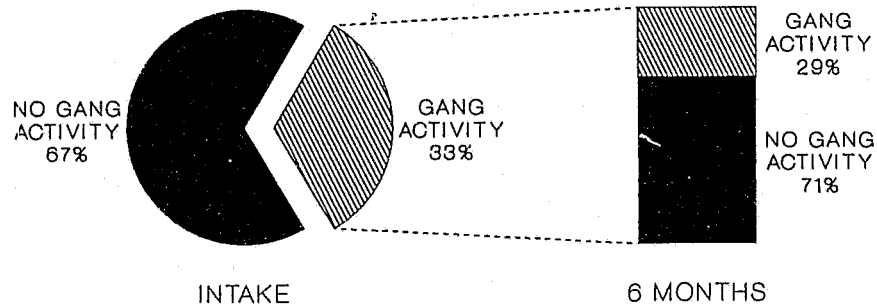
#### Gang Activity

Involvement in gang activity at intake into 654 was higher for the GAPP group (33%) than for the Comparison group (16%). Therefore, examination of gang activity at 6 months must adjust for this initial difference. This was accomplished by computing for each group the percentage of persons involved in gang activity at 6 months who were also involved in gang activity at intake (Figure 15) and the percentage involved in gang activity at 6 months who were not involved in gang activity at intake (Figure 16). Figure 15 indicates that of the 33% (75 cases) of the GAPP group involved in gang activity at intake, 71% (53 of 75 cases) were no longer involved in gang activity at 6 months. For the Comparison group, only 3% (1 of 39 cases) of the 16% (39 cases) involved in gang activity at intake remained involved at 6 months. Examination of

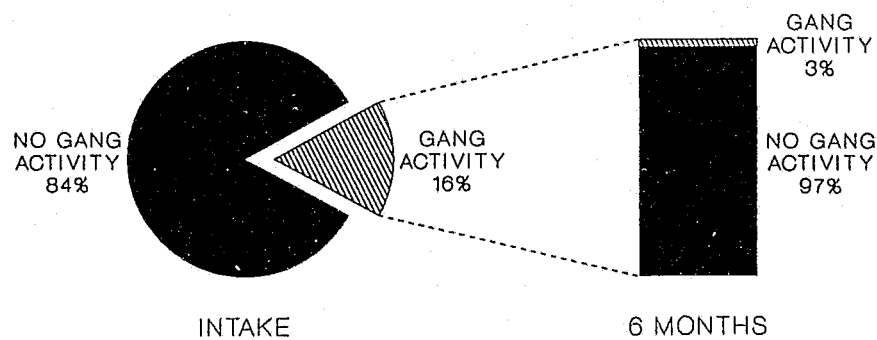


# Figure 15

## GANG ACTIVITY AT SIX MONTH FOR THOSE CASES INVOLVED GANG ACTIVITY AT INTAKE



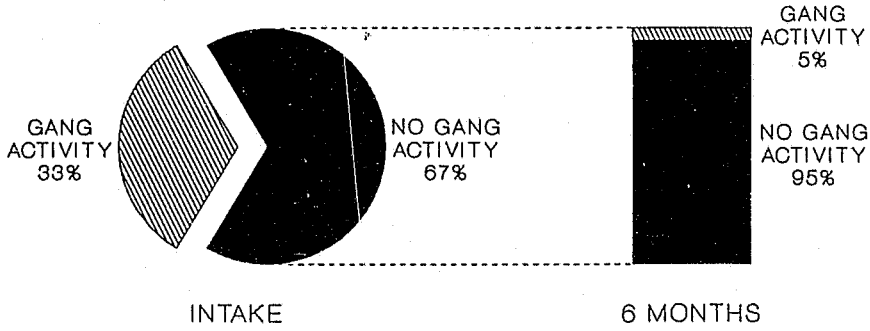
## GAPP GROUP




## COMPARISON GROUP

# Figure 16

## GANG ACTIVITY AT SIX MONTH FOR THOSE CASES NOT INVOLVED IN GANG ACTIVITY AT INTAKE



## GAPP GROUP



## COMPARISON GROUP

Figure 16 shows that for those in the GAPP group not involved in gang activity at intake, 5% (8 of 152 cases) became involved in gang activity by 6 months. All of the 84% (210 cases) in the Comparison group initially reported as uninvolved in gang activity remained uninvolved. Examining these numbers appears to demonstrate that the Comparison group members fared better during this period. But this would be a premature conclusion, for it is plausible that the apparent higher incidence of gang activity in the GAPP group at 6 months reflects a greater awareness of such activity on the part of the probation department as a consequence of tighter supervision. There may be numerous persons in the Comparison group who were involved in gang activity but because of the low levels of supervision they were reported as not having been involved in such activities.

#### Drug and Alcohol Use

An analysis similar to the above was performed on the data regarding drug and alcohol use. It indicated that for the GAPP group, of the 11% (24 of 223 cases) who were reported as using drugs or alcohol, 79% (19 of 24) no longer reported such use at 6 months. Of the 89% (199 of 223 cases) who were not using at intake, only .5% (1 case) is reported as having used drugs or alcohol during that period. For the Comparison group, 22% (43 of 194 cases) are reported as involved in drug or alcohol use at intake. None of the Comparison group is reported as having used drugs or alcohol at 6 months. Once again, this may reflect the

differential levels of supervision rather than differential levels of drug use between the groups.

#### Probation Violations and Supervision Problems

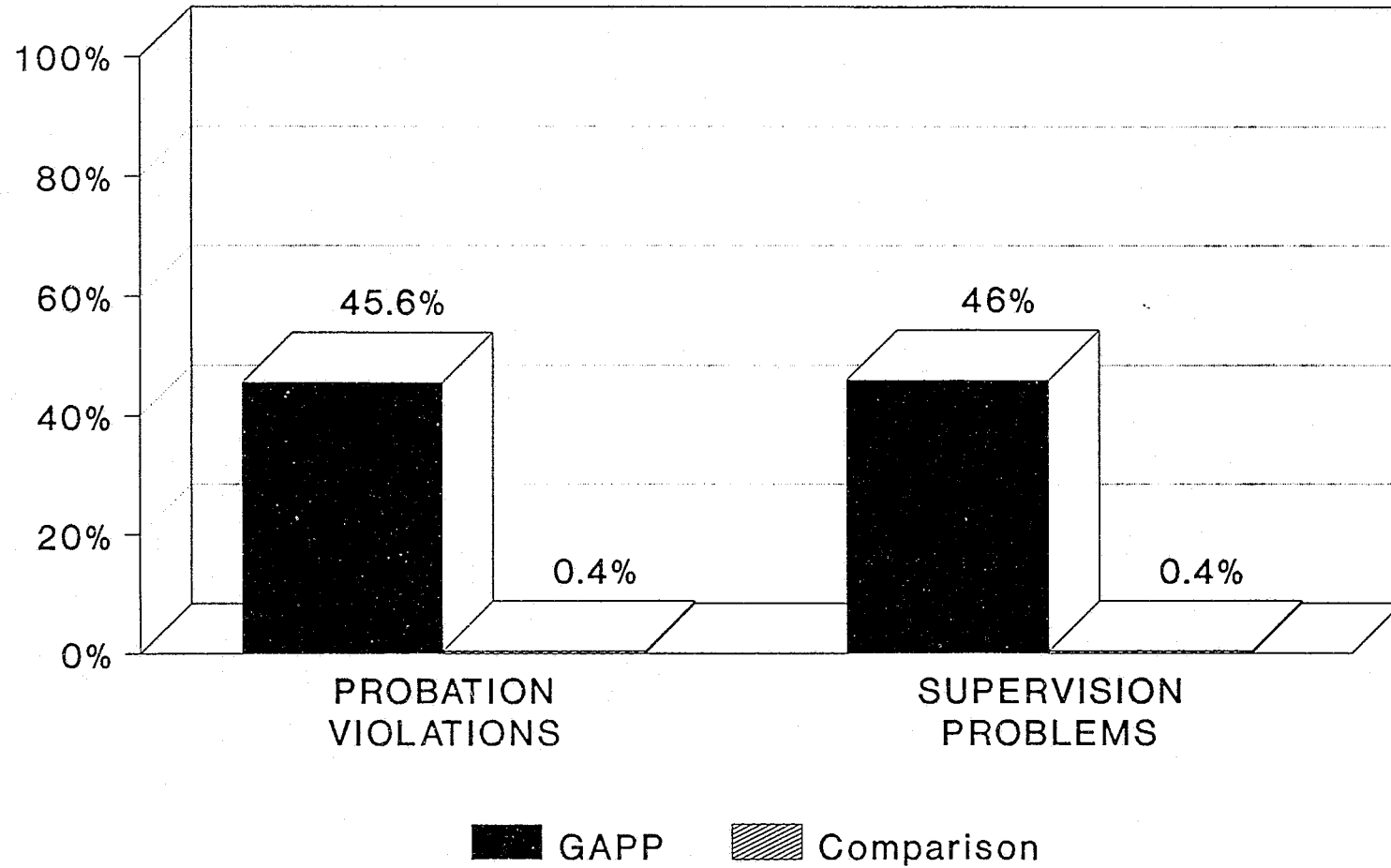
The percentage of cases in each group with probation violations or supervision problems from intake to 6 months is shown in Figure 17. As can be seen in this figure, 45.6% of the cases in the GAPP group (104 of 228) had 1 or more violation. One individual in this group had 45 reported violations. The most frequent types of violations were: truancy (64 cases), school disruptions (54 cases), incorrigible (36 cases), and gang association (23 cases). Similar to violations are supervision problems, which occurred for 50% of the cases in the GAPP group (114 of 228). The most common supervision problems were school discipline (32 cases) and truancy (38 cases). In the Comparison group, only 1 case out of 249 is reported as having a violation or a supervision problem (0.4%). Tables 11 and 12 display data regarding supervision problems and technical violations during the three and six month periods.

#### Supervision Plans

An analysis of the items included in the conditions of probation was performed to ensure that the supervision plans for the two groups were different. Overall, the average number of items contained in the supervision plans for GAPP cases was significantly greater than those for the Comparison Group cases.

# Figure 17

## PROBATION PROBLEMS AT SIX MONTH GAPP vs. COMPARISON GROUP



**Table 11**

Frequency and Percentage of Cases with Supervision Problems during the 3 and 6 Month Periods for the GAPP Group

Problem Type	3 Month (n=137)		6 Month (n=228)	
	Freq.	Percent	Freq.	Percent
School Discipline	27	20	55	24
School Crime	3	2	1	<1
Other Crime	3	2	18	8
School Truancy	41	30	64	28
Home Discipline	20	15	36	16
Crisis Counseling	0	0	1	<1
Gang Association	8	6	17	8
Substance Use	2	1	6	3
Other	10	7	10	4

**Table 12**

Frequency and Percentage of Cases with Technical Violations from Supervision Plan during the 3 and 6 Month Periods for the GAPP Group

Violation Type	3 Month (n=137)		6 Month (n=228)	
	Freq.	Percent	Freq.	Percent
Curfew	12	8	15	7
Failure to Report	15	11	15	7
Dirty Drug Test	0	0	1	<1
Dirty Alcohol Test	0	0	0	0
Other Drug Violation	0	0	3	1
Other Alcohol Violation	3	2	2	1
School Disruption	26	19	54	24
Truancy	40	29	64	28
Did not do Comm. Serv.	1	<2	3	1
Failure to Pay Fines	0	0	1	<1
Treatment Failure	1	<1	3	1
Gang Associations	8	6	23	10
Possession of Weapons	1	<1	1	<1
New Crime but no Arrest	2	2	7	3
Incorrigible	16	12	36	16

The GAPP cases held a mean of 5.4 elements compared to 1.1 elements for the Comparison Group. Furthermore, 137 of the 250 cases in the Comparison group had no supervision plan. Nearly all persons in the GAPP group were assigned probation contracts -- 245 of 247 -- with over half of the supervision plans including attendance, 71 percent, and maintenance of satisfactory school grades, 65 percent. A large number of supervision plans for the GAPP cases mandated no gang associations - 47 percent; individual counseling - 43 percent; special curfews - 28 percent; participation in organized recreational activities - 27 percent; completion of parental training and education - 24 percent; education or tutoring - 23 percent; and psychological testing - 22 percent, or psychological treatment - 22 percent. Comparison group probation plans had no single performance element assigned in more than 26 percent of the cases. The most common condition incorporated into the supervision plans for members of the Comparison group were: no gang associations - 26 percent; refrain from truancy - 20 percent; and performance of community service - 12 percent. Table 13 displays supervision plan conditions for GAPP and Comparison Group cases.

#### Probation Contacts

One GAPP goal was to provide intensive supervision to 654 WIC probation cases which ordinarily do not receive extensive services or close supervision from probation personnel. Table 14 shows the number of probation officer initiated contacts during the supervision period for GAPP cases. Table 15 presents the number of Deputy Probation Officer initiated contacts with the minor,

parents, or collateral sources and type of contact. These data indicate that most contacts with the GAPP client occurred at either the minor's school, work, or home. More of the contracts with the parents were in person rather than by telephone.

**Table 13**

Frequency and Percentage of Cases within  
Each Group for Whom the Following were  
Included in the Supervision Plan

Supervision Plan Includes	<u>GAPP (n=247)</u>		<u>Comparison (n=250)</u>	
	Freq.	Percent	Freq.	Percent
DPO Contacts	245	99	36	14
Individual Counseling	107	43	9	4
Group Counseling	22	9	1	<1
Psych. Testing	54	22	0	0
Psych. Treatment	53	22	0	0
Bi-Cultural Services	1	<1	1	<1
Restitution Payment	11	5	18	7
Community Service	9	4	30	12
Job Training	10	4	2	1
Parent Counseling	65	26	1	<1
Parent Training/Education	59	24	0	0
Drug Testing	18	7	0	0
Truancy Reduction	175	71	51	20
Education/Tutoring	56	23	2	1
Maintain School Grades	161	65	43	17
Alcohol Treatment	20	8	2	1
Drug Treatment	5	2	1	<1
Special Curfew	70	28	12	5
Searches by DPO	9	4	2	1
Recreation Program	66	27	1	<1
No Gang Association	115	47	66	26



**Table 14**

Total Number of DPO Initiated Contacts of  
Any Type per GAPP Case

Number of Contacts	<u>3 Month (n=137)</u>		<u>6 Month (n=228)</u>	
	Freq.	Percent	Freq.	Percent
0	10	7	14	6
1-10	58	42	90	40
11-20	48	35	99	43
21-30	21	15	18	8
31-40	0	0	6	3
41-50	0	0	1	<1
Mean	11.4		12.2	
95% C.I.	10.2 - 12.7		11.1 - 13.2	

**Table 15**

Frequency of DPO Initiated Contacts per  
GAPP Case during the 6 Month Period (n=228)

DPO Contact	<u>Number of Contacts</u>					
	0	1	2	3	4	≥5
With Minor						
At Probation Office	183	33	8	2	1	1
At School/Work	75	34	33	27	14	45
At Home	81	41	32	28	14	32
Other Field Location	162	44	12	7	2	1
Telephone	120	39	30	12	7	20
With Parents						
Contacts	60	42	32	33	24	37
Telephone	105	39	30	12	7	23
With Collateral						
School	82	65	31	18	17	15
Law Enforcement	227	1	0	0	0	0
CBO	213	11	2	1	0	0
Mental Health	221	6	1	0	0	0
Other	197	19	6	4	1	1

For an intensive supervision program, the number of total contacts with GAPP clients seems to have been relatively limited. When examining the number of Deputy Probation Officer initiated contacts of all types made per case during the three month and six month periods, it was discovered 42 percent of the cases during the three month supervision period and 40 percent during the six month supervision point received between 1 to 10 probation initiated contacts. The mean number of contacts between these supervision periods was 11 and 12; over the six month supervision period this provides approximately 2 probation initiated contacts per month with each client. Ten cases were found during the three month period and fourteen cases during the six month period that are reported as having no probation initiated contact. This may be attributable to incomplete or sloppy record-keeping by probation personnel.

#### Case Referral To Services

The coordination of referral services for GAPP clients is a central goal of the GAPP. The findings show that GAPP cases receive regular and diverse referral services. Clients are most commonly referred by probation personnel to the following services as part of the supervision plan: individual counseling, formal recreational activities, and academic tutoring. Frequently, a combination of referral services is incorporated into the supervision plan. Table 16 presents data regarding GAPP case referrals for specialized services.

**Table 16**

Frequency and Percentage of GAPP Cases Referred  
to Another Agency for Services (n=228)

Referral Type	Cases Referred	Percent
Academic	10	4
Vocational Training	7	3
Alcohol Treatment	3	1
Drug Treatment	2	1
Health Services	1	<1
Family Counseling	9	4
Individual Counseling	25	11
Group Counseling	8	4
Psych. Testing	0	0
Psych. Treatment	1	<1
Recreation	14	6
Community Service	0	0
Religion	0	0
Total Cases Referred to Another Agency	52*	23

Note: Based on 6 Month Data

\*This is less than the sum of the above numbers because many cases are referred to more than one agency.

**Table 17**

Frequency and Percentage of GAPP Parents Referred  
to Another Agency for Services (n=228)

Referral Type	Cases Referred	Percent
Vocational Training	0	0
Alcohol Treatment	0	0
Drug Treatment	0	0
Health Services	3	1
Family Counseling	20	9
Parent Training/Education	36	16
Psych. Treatment	1	<1
Individual or Group Counseling	18	8
Religion	1	<1
Financial Assistance	1	<1
Total Cases Referred to Another Agency	46*	20

Note: Based on 6 Month Data

\*This is less than the sum of the above numbers because many cases are referred to more than one agency.

An essential element of GAPP is to coordinate parental involvement into the probation supervision. Parents of GAPP clients regularly participate in services on a referral basis from probation. The most common referral services for parents of GAPP clients are: parental training or educational courses, family counseling, and individual or group counseling. Table 17 displays the pattern of GAPP parents' referrals to agencies for specialized services.

### End Notes

1. A paired t-test was performed on GPA at intake and 6 months for the GAPP group. The number of valid cases available for the analysis (cases with both intake and 6 months GPA) was 104. The result indicated that the increase in GPA was statistically significant [ $t(103) = 2.18, p = .031$ ].

2. Analyses of Covariance were performed on the data to test for significant differences between the GAPP group and the Comparison group on the frequency of arrests, citations, short-term law contacts and convictions/adjudications, after adjusting for initial differences in age, prior arrests, prior probation, family monthly income, gang activity at intake, and substance use at intake. The analyses on citations and convictions/adjudications revealed a statistically nonsignificant difference between the two groups [ $F(1,330) = 2.05, p > .05$ , and  $F(1,330) = 1.17, p > .05$ , respectively]. The analyses on arrests and short-term law contacts indicated that the groups differed significantly [ $F(1,330) = 8.59, p = .004$ , and  $F(1,330) = 4.45, p = .04$ , respectively]. In all four analyses, gang activity at intake was the only significant covariate, suggesting that gang activity is positively associated with recidivism.

## SUMMARY AND RECOMMENDATIONS

1. To continue this positive direction, GAPP staff should take an active role on school campuses. GAPP staff should designate specific schools for contact and arrange visitation schedules. This approach would establish targeted school(s), set up a regular and long term relationship between students and probation staff, and provide positive role models.

This research is the first formal attempt to document the impact of the GAPP in Los Angeles County. The program, which seeks to reduce gang crime through prevention tactics, is unique in its approach and objectives. The GAPP essentially functions in close cooperation with schools. The GAPP objectives are rooted in a comprehensive and long term attempt to discourage gang affiliation.

The findings from this research indicate that the efforts of the GAPP clearly have a law-abiding, positive impact upon clients. The most dramatic results for GAPP clients concerned improved behavior and performance at school. GAPP supervised cases recorded important improvements in the following school related elements: grade point averages increased and truancy was reduced.

2. The minimum number of contacts for GAPP clients should be carefully monitored (and better documented) by Supervisory personnel to insure that the programmatically mandated amount of interaction is provided.

A cornerstone of the GAPP is frequent contacts with the client, family, and collateral individuals. Although the number of contacts with GAPP cases identified in this study was greater than that usually provided non-GAPP cases, the extent of contact was less than intensive. The caseload size was appropriately

maintained, yet the desired level of monitoring for GAPP cases was limited.

3. The GAPP should improve identification of its potential service clientele and identify specific school or housing sectors within each area office. Further, GAPP clients should be limited to juveniles below 14-years of age.

The GAPP cases examined in this study showed a diverse caseload regarding age and allegations. Area offices differed dramatically in the type of case accepted into the GAPP. Although it was apparent that area offices sought to adapt to their particular community and shape a "personality or style," the GAPP could be enhanced by better identification of cases and targeting of locations -- such as specific schools or housing tracts -- within their areas.

The above recommendation would provide better definition of the GAPP target population. This will sharpen the GAPP's objectives and focus services toward the younger juvenile who is believed to be more amenable to prevention services.

4. The Los Angeles Probation Department should seek to expand truancy reduction programs.

The greatest success of the GAPP appears to inhere in its ability to impact school performance. The Los Angeles County Probation Department should work in cooperation with other agencies to expand anti-truancy programs. These efforts should include programs such as the Los Angeles Unified School District's Operation Stay in School, and also the District Attorney's truancy mediation program.

5. Increase parental involvement for GAPP clients by expanding parental support programs to increase awareness and provide anti-gang and anti-drug information.

Because prevention efforts require long-term, reinforced efforts, juveniles supervised in GAPP require a supportive family environment. The GAPP should encourage parental involvement by providing support programs to increase awareness, involvement, and skills in dealing with their "at risk" youth. Such courses should increase awareness and provide anti-gang and anti-drug information. These courses may be delivered by schools, GAPP personnel, or community service agencies. Although such courses presently exist, they are limited in availability.

6. The Los Angeles County should seek a Federal model demonstration grant to refine, test, and further evaluate the impact of GAPP.

Finally, the GAPP is a locally designed and funded program. It seeks to provide unique anti-gang and anti-drug prevention services. The program would be well served by seeking a Federal model demonstration grant. The services and success from the GAPP cover a multi-faceted range, including juvenile justice, human services, and education.



## REFERENCES

- Agopian, M. "Targeting Juvenile Gang Offenders for Community Service." Community Alternatives: International Journal of Family Care. 1:1, 99-108, 1989.
- Baird, C. Analysis of the Diversionary Impact of the Florida Community Control Program: Preliminary Report. Madison, WI: National Council on Crime and Delinquency. 1988.
- Report on Intensive Probation Supervision Programs in Probation and Parole. Washington, D.C.: National Institute of Corrections. 1984.
- Burkhart, W. "Intensive Probation Supervision: An Agenda for Research and Evaluation." Federal Probation. 50: 75-77, 1986.
- Bryant, D. Communitywide Responses Crucial for Dealing with Youth Gangs. Juvenile Justice Bulletin, Office of Juvenile Justice and Delinquency Prevention. Washington, DC: U.S. Department of Justice, 1989.
- Byrne, J. "Reintegrating the Concept of Community into Community-Based Corrections." Crime and Delinquency. 35:3, 471-499, 1989.
- Banks, J. A., A. L. Porter, R. L. Rardin, R. R. Silver, and V. E. Unger, Evaluation of Intensive Special Probation Projects: Phase I Report. Washington, DC: U.S. Department of Justice. 1977.
- Campbell, A. "Female Participation in Gangs." In C. Ronald Huff (ed.), Gangs in America. Newbury Park, CA: Sage Publications, 1990.
- Clear, T. "Statistical Predictions in Corrections." Research in Corrections. 1:1, 1-40, 1988.
- "Managerial Issues in Community Corrections." In L. F. Travis (ed.), Probation, Parole and Community Corrections. Prospect Heights, IL: Waverland Press, 1985.
- and V. O'Leary. Controlling the Offender in the Community. Lexington, MA: D.C. Heath and Company, 1983.
- and C. Shapiro. "Selecting Offenders for Intensive Supervision in Probation: The Oregon Model." Federal Probation. 50: 2, 1986.
- et al. "Intensive Supervision in Probation: A Comparison of Three Projects." In B. Mc Carthy (ed.), Intermediate Punishments. Monsey, NY: Willow Tree Press, 1987.

- Cochran, D., R. Corbett, and J. Bryne. "Intensive Probation Supervision in Massachusetts: A Case Study in Change." Federal Probation. 50:32-41, 1986.
- Cochrane, D. "Surveillance and Service." Perspective. 9:2, 1985.
- Countywide Criminal Justice Coordinating Committee Interagency Gang Task Force. "Los Angeles Street Gangs." Los Angeles, March, 1989.
- Cullen, F., J. Cullen, and F. Wozniak. "Is Rehabilitation Dead?: The Myth of the Punitive Public." Journal of Criminal Justice. 16:301-317, 1988.
- and K. Gilbert. Reaffirming Rehabilitation. Cincinnati, OH: Anderson Publishing, 1982.
- Currie, E. Confronting Crime: Looking Toward the Twenty First Century." Justice Quarterly. 6:1, 5-25, March, 1989.
- Confronting Crime: An American Challenge. New York: Pantheon. 1985.
- Doeren, S. and M. Hageman. Community Corrections. Cincinnati, OH: Anderson Publishing, 1982.
- Erwin, B. S. and L. A. Bennett. "New Dimensions in Probation: Georgia's Experience With Intensive Probation Supervision (ISP)." Research in Brief, National Institute of Justice. Washington, DC: U.S. Department of Justice, 1987.
- Finckenauer, J. Scared Straight and the Panacea Phenomemon. Englewood Cliffs, NJ: Prentice Hall, 1982.
- Fogel, D. "The Emergence of Probation as a Profession in the Service of Public Safety: The Next 10 Years." In P. Mc Ananny et al. (eds.), Probation and Justice: Recommendations of Mission. Cambridge, MA: Oelgeschlager, Gunn, and Hain Publishers, 1984.
- Gettinger, S. "Intensive Supervision: Can It Rehabilitate Probation?" Corrections Magazine. 9:2, 6-8, 10-17, April, 1983.
- Glaser, D. "Supervising Offenders Outside of Prison." In J. Q. Wilson (ed.), Crime and Public Policy. San Francisco, CA: Institute for Contemporary Studies, 1983.
- Harlow, N. and E. K. Nelson. Management Strategies for Probation in an Era of Limits. Washington, DC: National Institute of Corrections.

- Herrick, E. "Intensive Probation Supervision." Corrections Compendium. 12:12, 4-14, 1988.
- Hirschi, T. "Crime and Family Policy." Journal of Contemporary Studies. 6:1, 10-13, 1983.
- Huff, C. R. (ed.). Gangs in America. Newbury Park, CA: Sage Publications, 1990.
- Klein, M. Street Gangs and Street Workers. Englewood Cliffs, NJ: Prentice Hall, 1971.
- Klein, M, C. Maxson, and L. Cunningham. Gang Involvement in Cocaine "Rock" Trafficking. Final Report to the National Institute of Justice. Los Angeles: University of Southern California, Social Science Research Institute, 1988.
- Latessa, E. "The Cost Effectiveness of Intensive Supervision." Federal Probation. 50:2, 70-74, 1986.
- "The Effectiveness of Intensive Supervision and High Risk Probationers." In B. Mc Carthy (ed.), Intermediate Punishments. Monsey, NY: Willow Tree Press, 1987.
- Lauen, R. Community Managed Corrections. Washington, DC: American Correctional Association, 1988.
- Los Angeles County Sheriff's Department, "Gang Activity Summary-1990. Los Angeles County Sheriff's Department, Safe Streets Bureau (no date).
- Lurigo, A. "Studying the Effects of Intensive Probation Supervision in Cook County, Illinois." The Executive Exchange. 1987.
- Maxon, C. and M. Klein. "Street Gang Violence: Twice as Great, or Half as Great?" In C. Ronald Huff (ed.), Gangs in America. Newbury Park, CA: Sage Publications, 1990.
- McCarthy, B. (ed.), Intermediate Punishments: Intensive Supervision, Home Confinement, and Electronic Surveillance. Monsey, NY: Criminal Justice Press, 1987.
- McKinney, K. Juvenile Gangs: Crime and Drug Trafficking. Juvenile Justice Bulletin, Office of Juvenile Justice and Delinquency, Washington, DC: U.S. Department of Justice, 1988.
- Miller, W. B. "Why the United States has Failed to Solve Its Youth Gang Problem." In C. Ronald Huff (Ed.), Gangs in America. Newbury Park, CA: Sage Publications, 1990.

- Murray, C. and L. Cox. Beyond Probation: Juvenile Corrections and the Chronic Offender. Beverly Hills, CA: Sage, 1979.
- Neithercutt, M. G. and D. M. Gottfredson. "Caseload Size Variations and Differences in Probation/Parole Performance." Washington, DC: National Center for Juvenile Justice, 1974.
- Office of Juvenile Justice and Delinquency Prevention. "Study Sheds New Light on Court Careers of Juvenile Offenders." OJJDP Update on Research, U.S. Department of Justice, Washington, D.C. 1988.
- Parisi, N. "Combining Incarceration and Probation." Federal Probation. 44:2, 3-12, June 1980.
- Pearson, F. "Taking Quality into Account: Assessing the Benefits and Costs of New Jersey's Intensive Supervision Programs." In B. Mc Carthy (ed.), Intermediate Punishments. Monsey, NY: Willow Tree Press, 1987.
- Petersilia, J. Expanding Options for Criminal Sentencing, R-3544-EMC, The RAND Corporation, Santa Monica, Ca. 1987.
- "Georgia's Intensive Probation: Will The Model Work Elsewhere?" In B. Mc Carthy (ed.), Intermediate Punishment. Monsey, NY: Willow Tree Press, 1987.
- "Probation Reform." In J. Scott and T. Hirschi (eds.), Controversial Issues in Criminal Justice. Beverly Hills, CA: Sage, 1988.
- Quicker, J. Homegirls: Characterizing Chicano Gangs. San Pedro, CA: International University Press, 1983.
- Quicker, J. Seven Decades of Gangs. Sacramento, C: Commission on Crime Control and Violence, 1981.
- Rojek, D. and M. Erickson. "Delinquent Careers." Criminology. 20: 1, 1982: 5-28.
- Sechrest, L., S. O. White, and E. Brown (eds.), The Rehabilitation of Criminal Offenders: Problems and Prospects. Report to the National Institute of Justice. Washington, DC: National Institute of Justice, 1979.
- Spergel, I. Street Gang Work: Theory and Practice. Reading, MA: Addison-Wesley, 1966.
- "Violent Gangs in Chicago: In Search of Social Policy." Social Science Review. 58: 2, 1984: 199-226.

Smith, D. and P. Gartin. "Specifying Specific Deterrence: The Influence of Arrest on Future Criminal Activity." American Sociological Review. 54: 94-105, 1989.

--- and W. Smith. "Patterns of Delinquent Careers: An Assessment of Three Perspectives." Social Science Research. 13: 1984, 129-158.

Smykla, J. Probation and Parole: Crime Control in the Community. New York: MacMillan, 1984.

Snyder, H. and E. Nimick. "City Delinquents and Their Country Cousins: A Description of Juvenile Delinquency in Metropolitan and Nonmetropolitan Areas." Today's Delinquent. 2: 45-69, 1983.

Thomson, D. Intensive Probation Supervision in Illinois. Chicago, IL: Center for Research in Law and Justice, 1987.

Tracy, P., M. Wolfgang, and R. Figlio. Delinquency in Two Birth Cohorts: Executive Summary. Washington, DC: U. S. Department of Justice, 1985.

Wilson, H. "Parental Supervision: A Neglected Aspect of Delinquency." British Journal of Criminology. 20:3, 203-235, July 1980.

Vigil, J. D. "Cholos and Gangs: Culture Change and Street Youth in Los Angeles." In C. Ronald Huff (ed.), Gangs in America. Newbury Park, CA: Sage Publications, 1990.

Vigil, J. D. and S. C. Yun. "Vietnamese Youth Gangs in Southern California." In C. Ronald Huff (ed.), Gangs in America. Newbury Park, CA: Sage Publications, 1990.

Vito, G. "Probation as Punishment." In L. F. Travis (ed.), Probation, Parole and Community Corrections. Prospect Heights, IL: Waverland Press, 1985.

Whyte, William. Street Corner Society: The Social Structure of An Italian Slum. Chicago, IL: University of Chicago Press, 1943.

Appendix A

Case Rejection Survey

## Case Rejection Survey

What cases are rejected for supervision by GAPP? In an effort to understand which type of cases are reviewed for GAPP but rejected, a survey of 100 cases rejected for GAPP supervision was completed. The cases were investigated and screened during 1990.

Of cases reviewed but rejected, 81 percent were males and 19 percent were females. Juveniles aged 13 to 14 years of age accounted for 31 percent of the rejected cases while 15 to 16 year olds made up 28 percent. Older youth, aged 13 or older, accounted for 64 percent of all cases rejected. This profile is consistent with the philosophical guidelines of prevention efforts toward young at-risk juveniles. It indicates a uniform effective effort by probation to select juveniles without significant juvenile justice system involvement. Table 18 presents the age range for minors screened for GAPP supervision but rejected.

Table 18

<u>Age</u>	<u>Percent</u>
6-10 years	11
11-12	15
13-14	31
15-16	28
17 or older	<u>5</u>
	100

What is the source of referral for the cases usually rejected for GAPP supervision? Fifty-one percent of the cases referred by schools are rejected as inappropriate for GAPP. Parental or probation referrals constituted the second most common referrals

rejected for GAPP, with 15 percent each. Referrals from law enforcement were rejected 14 percent while other community based referrals such as churches or youth service agencies made up 5 percent of the referral sources rejected by GAPP.

Why are cases screened but rejected for GAPP supervision? The failure of parents to cooperate with probation officials accounted for 33 percent of rejected cases. Case rejections for juveniles who displayed sophisticated crime techniques or cases which presented special problems better served outside the juvenile justice system accounted for 17 and 12 percent. An amalgam of other reasons accounted for 26 percent of the rejections. These included such causes as new arrest, placement in suitable placement, new cases pending in juvenile court, runaway, necessary psychiatric treatment, and five cases where the minor had relocated outside the service jurisdiction. Table 19 presents the distribution of the reason for rejecting cases by GAPP officials.

Table 19

<u>Reason Case Rejected</u>	<u>Percent</u>
Age of Minor	5
Offense	6
Referral Source	1
Parents Uncooperative	33
Nature of Problem	12
Sophistication Level of Minor	17
Other	<u>26</u>
	100

The following case of Mark M., a 13-year-old Hispanic living with both parents, illustrates a case screening which lacks cooperation with probation personnel. Mark is an eighth grade



student referred by school officials. The school referral statement reads:

Mark has been a habitual truant, seldom attending unless brought to school by school district youth service workers. Mark and parents were referred to the District Attorneys Hearing Officer program 11-88. They didn't show up for the first conference, but Mark and his father attended the second conference in 12-88. After a brief period of improvement, his attendance is again poor. Mark also has a small band of followers who imitate his actions. One such friend is John H. Mark and John were involved in throwing paint on vehicles on 1-18-89 at 4640 Marine Ave. Baldwin Park, but will not be prosecuted since the paint washed out and the victims did not want to press charges.

Another friend is Ron G. He and Mark were brought to Holland School January 27 after they were trespassing in a neighbor's garage. Again, the owner does not wish to prosecute. To me it seems to be only a matter of time before Mark graduates to more serious crime.

Mark was rejected for admission to the GAPP program after the screening investigation concluded:

1. The minor and parents were uncooperative toward the supervision plan. He displayed little motivation to change his behavior. They displayed a negative attitude. Teachers reported he was disrespectful and destructive.
2. Mark displayed diverse delinquent problems including: truancy, fighting at school, gang associations, and running away from home during weekends.

Examining the extent of a pre-supervision investigation provides information regarding the probation officer's role and use of alternative services. Of the 100 cases surveyed in this rejection study, 50 percent were terminated following a counsel and release approach. Outright rejection was made in 24 percent of the cases, while 12 percent were referred to youth service agencies outside probation. Investigations were terminated for 41 cases for a variety of reasons including: new arrest during the

investigation process, court cases pending, and referrals from GAPP to 654 WIC information probation supervision.

When the temporal distribution of rejected cases was examined, it was discovered that the spring months (March, April, May) showed 44 percent of rejections, fall (September, October, November) 20 percent, and summer and winter seasons 18 percent. This seasonal distribution may indicate a youthful exuberance during the spring months as the school year approaches summer recess. Also, teachers and law enforcement personnel may be more inclined to refer marginal cases to GAPP supervision anticipating absent parental control during the summer.

The case of Tom T., a 14-year-old male referred by school officials with the following problems, indicates the basis of rejection:

Minor is incorrigible and beyond parental control. He is often truant from school and admits to associations with gang members. Parents are in agreement that minor is in need of probation supervision.

The investigating probation officer rejected admission into GAPP. His statement reads:

Probation officer interviewed minor and father r: acceptance into GAPP program. P.O. learned that minor had been arrested by BPPD on 10-3-89 for 211 PC violation (took bicycle from 12 year old victim). During interview minor proved to be very disrespectful, defiant, uncooperative and completely beyond parental control. Even without the 602 arrest the minor is not a good candidate for the GAPP program.

During the second in-home meeting Tom told the probation officer, "I don't want to hear any more," and left the house. His father said, "See how he is."

Our analysis of referral cases investigated by GAPP but rejected for supervision indicates probation's desire to select a

juvenile with limited juvenile justice system experience, one who is young, and who appears likely to be responsive to probation services. These cases illustrate that probation personnel provide client services such as case investigations, short-term counseling, or referrals to other youth services, even when cases are rejected for GAPP supervision. Such efforts offer parents, the community, and at least some minors focused intervention services.

Does a juvenile's gender influence the investigation decision for GAPP? For both male and female clients, the most common reason for rejection from GAPP was the parent's failure to cooperate with the supervision plan. This cooperation is believed to be essential since 654 WIC, once implemented, brings a juvenile under official control of the juvenile justice system. Table 20 presents the influence of different factors upon the reason cases were rejected by the GAPP program.

Table 20

<u>Reason for Rejection</u>	<u>Sex of Minor</u>	
	Male	Female
Age of Minor	5%	0%
Offense	6	0
Referral Source	1	0
Parents Uncooperative	23	9
Nature of Problem (Non-criminal elements)	9	3
Sophistication Level of Minor	14	3
Other Reasons	<u>23</u>	<u>4</u>
	81	19

Appendix B

Data Collection Forms

GANG ALTERNATIVE PREVENTION PROJECT

OPERATED BY THE LOS ANGELES COUNTY PROBATION DEPARTMENT

\*\*\*\*\*

INTAKE FORM -- PART I

Clients (MINOR) Name \_\_\_\_\_

Name of Deputy Probation Officer responsible (initial)

\_\_\_\_\_ Telephone ( ) \_\_\_\_\_

1. Site - Area Office |\_|\_|

- |                |                              |
|----------------|------------------------------|
| 1 = Centinela  | 4 = San Gabriel Valley       |
| 2 = East L.A.  | 5 = East San Fernando Valley |
| 3 = Long Beach |                              |

2. Coders I.D. |\_|\_|

- |        |       |
|--------|-------|
| 1..... | 4.... |
| 2..... | 5 ... |
| 3..... | 6 ... |

3. Probation Department Number |\_|\_|\_|\_|\_|\_|\_|\_|\_|

4. JAI Number |\_|\_|\_|\_|\_|\_|\_|\_|\_|

5. Research I.D. number |\_|\_|\_|\_|\_|\_|\_|\_|

Starting from the LEFT, The first digit of this number will start with the number that corresponds to the Site Area office location in item No. 1. The next column will be a GAPP CASE = 1, or a COMPARISON CASE = 2. The next two columns will be the case I.D. number starting in each office with 01.

Client's Background Information

6. Sex |\_|  
Male ..... 1  
Female ... 2

7. Minors Date of Birth |\_|\_|  
|\_|\_| |\_|\_| |\_|\_|  
MO DAY YEAR

8. Race |\_|  
White ..... 1            6 ..... Unknown  
Black ..... 2  
Hispanic ..... 3  
Asian ..... 4  
Other ..... 5 Specify \_\_\_\_\_

9. Living Arrangements |\_|  
Both Parents ..... 1  
One Parent ..... 2  
Other relatives ..... 3  
Alone ..... 4  
Other persons ..... 5  
Other (group facility). 6  
Unknown ..... 7

10. Referral source to GAPP |\_|  
Law Enforcement ... 1  
Schools ..... 2  
Parents ..... 3  
Probation ..... 4  
CBO ..... 5  
Self Initiated .... 6  
Other source ..... 7

11. Parents marital status |\_|  
Single ..... 1            Unknown ..... 6  
Married ..... 2            Widow ..... 7  
Divorced ..... 3  
Separated .... 4  
Never married, living together ... 5

12. Parents employment status (record maximum for one parent)

- Employed Full time ..... 1
- Employed Part Time ..... 2
- Unemployed ..... 3
- Unknown ..... 4

13. Total monthly household income (dollars)

14. Date Minor entered into GAPP supervision  
    
MO DAY YEAR

15. Projected termination date of GAPP supervision  
    
MO DAY YEAR

16. Gang activity   
Yes ..... 1  
No ..... 2  
Unknown .. 3

17. Alcohol or Substance abuse   
Yes ..... 1  
No ..... 2  
Unknown .. 3

18. Previously on Probation   
Yes ..... 1  
No ..... 2  
Unknown . 3

19. "Allegation" summary for GAPP referral investigation ( |\_\_|\_\_| )
- (check a maximum of two)
- School discipline problem ..... 1
  - School crime ..... 2
  - Other crime ..... 3
  - Truancy ..... 4
  - Home or family discipline problems. 5
  - Crisis counseling or supervision .. 6
  - Gang Association ..... 7
  - Drug use or sales ..... 8
  - Other ..... 9

Case Review and Investigation

20. Outcome of case review - investigation ( |\_\_| )
- 1 ... Accepted into GAPP
  - 2 ... Referred out
  - 3 ... Counseled and closed
  - 4 ... Rejected
  - 5 ... other \_\_\_\_\_

21. Name of referral FROM Gapp ( |\_\_|\_\_| )
- 1 \_\_\_\_\_
  - 2 \_\_\_\_\_

22. Date referral made to GAPP ( |\_\_|\_\_| ) ( |\_\_|\_\_| ) ( |\_\_|\_\_| )

MO                      DAY                      YEAR

23. Date GAPP investigation completed ( |\_\_|\_\_| ) ( |\_\_|\_\_| ) ( |\_\_|\_\_| )

MO                      DAY                      YEAR



24. GAPP supervision plan includes  
(check all that apply, enter 1 or 0 only)

- 1 .... DPO contacts w/ minor & parents \_\_\_\_\_
- 1 .... Individual counseling \_\_\_\_\_
- 1 .... Group counseling \_\_\_\_\_
- 1 .... Psychological testing \_\_\_\_\_
- 1 .... Psychological treatment \_\_\_\_\_
- 1 .... Bi-cultural services \_\_\_\_\_
- 1 .... Restitution payment \_\_\_\_\_
- 1 .... Community service \_\_\_\_\_
- 1 .... Job Training \_\_\_\_\_
- 1 ... Parent counseling \_\_\_\_\_
- 1 ... Parent training - education \_\_\_\_\_
- 1 ... Drug testing \_\_\_\_\_
- 1 ... Truancy reduction \_\_\_\_\_
- 1 ... Education - Tutoring \_\_\_\_\_
- 1 ... Education - maintain grades \_\_\_\_\_
- 1 ... Alcohol treatment \_\_\_\_\_
- 1 ... Drug treatment \_\_\_\_\_
- 1 ... Abide by special curfew \_\_\_\_\_
- 1 ... Submit to searches by probation officer \_\_\_\_\_
- 1 ... Recreation program \_\_\_\_\_
- 1 ... No gang associations \_\_\_\_\_
- 1 ... Respect parent(s) \_\_\_\_\_
- 1 ... Other \_\_\_\_\_

School

25. Present educational level \_\_\_\_\_  
(grade in school at intake)

- 99 ... not attending school
- 00 ... unknown

26. If attending school, overall GPA \_\_\_\_\_

27. Attendance record |\_|\_|

- 1 .... no problem reported
- 2 .... benign truancy reported  
(1 - 2 absenses)
- 3 .... Truancy of 3 or more absences  
reported
- 4 .... Truancy reported a problem, but no  
specific frequency available.

28. Discipline or social adjustment problems at school |\_|\_|

- 1 ..... no problems reported
- 2 ..... suspended 1 or more times
- 3 ..... expelled from school

29. Participating in extra-curricular school activities |\_|\_|

- 1 ..... Yes
- 2 ..... No
- 3 ..... Unknown

Supervision and Services

30. Date of first arrest or official juvenile citation

|\_|\_|\_|\_|    |\_|\_|\_|\_|    |\_|\_|\_|\_|  
MO                  DAY                  YEAR

31. Total reported prior arrests and official juvenile citations  
(enter number)

|\_|\_|\_|\_|

32. Date of first conviction or adjudication

|\_|\_|\_|\_|    |\_|\_|\_|\_|    |\_|\_|\_|\_|  
MO                  DAY                  YEAR

33. Date of Present Allegation,  
offense, or incident

|\_|\_|\_|\_|    |\_|\_|\_|\_|    |\_|\_|\_|\_|  
MO                  DAY                  YEAR

34. List ALL offenses for convictions or adjudications  
 (Use the Code for offense type and the Number for frequency) |\_|\_|

EX. |\_|\_|  
Code Frequency |\_|\_|

OFFENSE CODE |\_|\_|

- 1 ..... CRIMES AGAINST PERSONS  
 (Assault, Robbery, Sex crimes, rape etc.)
  
- 2 ..... PROPERTY CRIMES  
 (Burglary, Theft, Auto theft, Arson, Forgery, Vandalism, Weapons - carrying or possession etc.)
  
- 3 ..... DRUG CRIMES  
 (Possession, Sales, Transporting, other misdemeanor or felony off.)
  
- 4 ..... OTHER CRIMES  
 (Gambling, Prostitution, Driving Under Influence, Probation Violations, All other offenses)

35. Total prior probation dispositions |\_|\_|  
 (enter number)

36. Number of contacts by DPO in person w/ minor |\_|\_|

37. Number of contacts by DPO in person w/ Parents |\_|\_|

38. Number of contacts by DPO in person w/ Collateral |\_\_|\_\_|  
sources (school, law enforcement, CBO)

Schools .....	__
Law enforcement .....	__
CBO .....	__
Mental Health .....	__
Recreation .....	__
Other .....	__

39. Number of Telephone contacts by DPO w/ Minor |\_\_|\_\_|

40. Number of Telephone contacts by DPO w/ Parents |\_\_|\_\_|

41. Number of Telephone contacts w/ Collateral sources  
(enter number for all that apply, and use  
9 or more)

Schools .....	__
Law enforcement .....	__
CBO .....	__
Mental Health .....	__
Recreation .....	__
Other .....	__

42. Parents referred to other agency as part of GAPP  
program |\_\_|

- 1 ..... Yes
- 2 ..... No
- 3 ..... Unknown

If Yes, Name of referral agency  
(do not enter codes into boxes, fill in  
the agency name only below. The code will  
be entered later)

1 _____	__ __
2 _____	__ __

43. Results from referral of MINOR

!\_!

- 1 ..... Referral services completed
- 2 ..... Referral services not completed
- 3 ..... Unknown results
- 0 ..... No referral

44. Results from referral of PARENT(S)

!\_!

- 1 ..... Referral services completed
- 2 ..... Referral services not completed
- 3 ..... Unknown results
- 0 ..... No referral

GANG ALTERNATIVE PREVENTION PROJECT

OPERATED BY THE LOS ANGELES COUNTY PROBATION DEPARTMENT

\*\*\*\*\*

--- THREE MONTH FORM -- PART II | ---

Clients (MINOR) Name \_\_\_\_\_

Name of Deputy Probation Officer responsible (initial)

\_\_\_\_\_ Telephone ( ) \_\_\_\_\_

1. Site - Area Office |\_|\_|

- 1 = Centinela
- 2 = East L.A.
- 3 = Long Beach
- 4 = San Gabriel Valley
- 5 = East San Fernando Valley

2. Coders I.D. |\_|\_|

- 1.....
- 2.....
- 3.....
- 4.....

3. Probation Department Number |\_|\_|\_|\_|\_|\_|\_|\_|\_|

4. JAI Number |\_|\_|\_|\_|\_|\_|\_|\_|\_|

5. Research I.D. number |\_|\_|\_|\_|\_|\_|\_|\_|\_|

Starting from the LEFT, The first digit of this number will start with the number that corresponds to the Site Area office location in item No. 1. The next column will be a GAPP CASE = 1, or a COMPARISON CASE = 2. The next two columns will be the case I.D. number starting in each office with 01.

Supervision and Case Service

6. Minor's participation in GAPP program ? |\_\_|

- Still active in GAPP program ..... 1
- Moved from GAPP to regular probation ..... 2
- GAPP supervision terminated due to petition ..... 3
- GAPP supervision suspended, whereabouts unknown .. 4
- GAPP supervision successfully completed ..... 5
- Rollover, new GAPP supervision period started .... 6
- Other ..... 7

7. Supervision problems during GAPP program  
 (check all that apply: use 99 is involved but  
 exact frequency unknown or unavailable)

- School discipline problem ..... 1 |\_\_|
- School crime ..... 1 |\_\_|
- Other crime ..... 1 |\_\_|
- Truancy ..... 1 |\_\_|
- Home or family discipline problems. 1 |\_\_|
- Crisis counseling or supervision .. 1 |\_\_|
- Gang Association ..... 1 |\_\_|
- Drug use or sales ..... 1 |\_\_|
- Other ..... 1 |\_\_|

8. Any NEW SUPERVISION items for GAPP supervision  
 plan included after original plan ?  
 (check all that apply, enter 1 or 0 only)

- 1 .... None - original continues |\_\_|
- 1 .... DPO contacts w/ minor & parents |\_\_|
- 1 .... Individual counseling |\_\_|
- 1 .... Group counseling |\_\_|
- 1 .... Psychological testing |\_\_|
- 1 .... Psychological treatment |\_\_|
- 1 .... Bi-cultural services |\_\_|
- 1 .... Restitution payment |\_\_|
- 1 .... Community service |\_\_|
- 1 .... Job Training |\_\_|
- 1 ... Parent counseling |\_\_|
- 1 ... Parent training - education |\_\_|
- 1 ... Drug testing |\_\_|
- 1 ... Truancy reduction |\_\_|

(Supervision Plan Cont.)

- 1 ... Education - Tutoring
- 1 ... Education - maintain grades
- 1 ... Alcohol treatment
- 1 ... Drug treatment
- 1 ... Abide by special curfew
- 1 ... Submit to searches by probation officer
- 1 ... Recreation program
- 1 ... No gang associations
- 1 ... Respect parent(s)
- 1 ... Other


9. Number of Sessions of Counseling Services:  
 (enter number to 98 as highest: Use 99 if involved  
 in service but frequency unknown)

- Individual Counseling
- Group Counseling
- Psychological
- Family Counseling
- Drug Counseling


10. Restitution Paid  
 (enter dollar amount to \$ 999)

--	--	--

11. Fines or Court Costs Paid

--	--	--

12. Number of Hours of Community Service completed

--	--	--

13. Number of hours of parents training-education

--	--

14. Number of hours of vocational training completed

--	--	--

Crime or Delinquency

15. Date of first arrest or official juvenile citation  
 during this period.

MO		DAY		YEAR	

16. Total ARRESTS during this period.  
 (enter number)

--	--



17. Total number of CITATIONS during this period

18. Total number of short-term Law Enforcement contacts such as counsel & release or short-term detention during this period ? ENTER NUMBER

19. Number of CONVICTIONS or ADJUDICATIONS during this period (ENTER NUMBER)

20. List all NEW offenses or convictions or adjudications (Use the Code for offense type and the Number for frequency)

EX.    
Code Frequency    
OFFENSE CODE

- 1 ..... CRIMES AGAINST PERSONS  
(Assault, Robbery, Sex crimes, rape etc.)
- 2 ..... PROPERTY CRIMES  
(Burglary, Theft, Auto theft, Arson, Forgery, Vandalism, Weapons - carrying or possession etc.)
- 3 ..... DRUG CRIMES  
(Possession, Sales, Transporting, other misdemeanor or felony off.)
- 4 ..... OTHER CRIMES  
(Gambling, Prostitution, Driving Under Influence, Probation Violations, All other offenses)

21. Technical Violations from Supervision Plan ?  
 (record number for each, use 99 as maximum)

- curfew violations \_\_\_\_\_
- failure to report \_\_\_\_\_
- dirty drug test \_\_\_\_\_
- Dirty alcohol test \_\_\_\_\_
- Other Drug Violation \_\_\_\_\_
- Other Alcohol violation \_\_\_\_\_
- School disruption or discipline problem \_\_\_\_\_
- Truancy \_\_\_\_\_
- failure to perform community service \_\_\_\_\_
- failure to pay fines \_\_\_\_\_
- treatment failure or violation \_\_\_\_\_
- gang associations \_\_\_\_\_
- Possession of weapons \_\_\_\_\_
- new crime but no arrest \_\_\_\_\_
- Incorrigible parental discipline problems \_\_\_\_\_

22. Sanctions imposed ?

5	4	3	2	1

(place sanction code for first violation in box 1, second sanction code in box 2, etc.)

- continued in GAPP, no change ..... 1
- continued in GAPP with new supervision conditions .. 2
- placed in juvenile hall ..... 3
- petition filed ..... 4
- other ..... 5
- unknown ..... 6

23. Gang activity \_\_\_\_\_

- Yes ..... 1
- No ..... 2
- Unknown .. 3

24. Alcohol or Substance abuse \_\_\_\_\_

- Yes ..... 1
- No ..... 2
- Unknown ..

AGENCY INITIATED CONTACTS:

Number of contacts by DPO in person w/ minor

- 25. At Probation Office ..... |\_\_|\_\_|
- 26. At School or Work ..... |\_\_|\_\_|
- 27. At Home ..... |\_\_|\_\_|
- 28. Other Field Location ..... |\_\_|\_\_|
- 29. Number of contacts by DPO in person w/ Parents |\_\_|\_\_|
- 30. Number of contacts by DPO in person w/ Collateral |\_\_|\_\_|  
sources (school, law enforcement, CBO)

- Schools ..... |\_\_|\_\_|
- Law enforcement ..... |\_\_|\_\_|
- CBO ..... |\_\_|\_\_|
- Mental Health ..... |\_\_|\_\_|
- Recreation ..... |\_\_|\_\_|
- Other ..... |\_\_|\_\_|

- 31. Number of Telephone contacts by DPO w/ Minor |\_\_|\_\_|
- 32. Number of Telephone contacts by DPO w/ Parents |\_\_|\_\_|
- 33. Number of Telephone contacts w/ Collateral sources  
(enter number for all that apply, and use  
99 or more)

- Schools ..... |\_\_|\_\_|
- Law enforcement ..... |\_\_|\_\_|
- CBO ..... |\_\_|\_\_|
- Mental Health ..... |\_\_|\_\_|
- Recreation ..... |\_\_|\_\_|
- Other ..... |\_\_|\_\_|

Referral Services

34. Minor referred to another agency as part of GAPP service program ?

Yes .... 1      No ..... 2      Unknown ..... 3

35. If YES, enter name of referral agency (The agency code will be entered later, write in agency name now)

1. \_\_\_\_\_

2. \_\_\_\_\_

36. Reason for or type of Referral services for MINOR ?  
(check all that apply)

- Academic, educational, tutoring
- Vocational training or job skills
- Alcohol Treatment
- Drug Treatment
- Health Services
- Family Counseling
- Individual Counseling
- Group Counseling
- Psychological Testing
- Psychological Treatment
- Parental Training or Education
- Parental Counseling
- Recreation
- Community Service order completion
- Religion
- Other

_____
_____
_____
_____
_____
_____
_____
_____
_____
_____
_____
_____
_____
_____
_____
_____
_____
_____
_____
_____
_____
_____

37. Results from referral of MINOR

- 1 ..... Referral services completed
- 2 ..... Referral services not completed
- 3 ..... Unknown results
- 0 ..... No referral

38. Parents referred to other agency as part of GAPP program

\_\_\_\_\_

- 1 ..... Yes
- 2 ..... No
- 3 ..... Unknown

39. If Yes, Name of referral agency (do not enter codes into boxes, fill in the agency name only below. The code will be entered later)

1 \_\_\_\_\_

\_\_\_\_|\_\_\_\_|

2 \_\_\_\_\_

\_\_\_\_|\_\_\_\_|

40. Reason or Type of Referral services for PARENTS ? (check all that apply)

- Vocational training or job skills
- Alcohol Treatment
- Drug Treatment
- Health Services
- Family Counseling
- Parent Training or Education
- Psychological Treatment
- Individual or group Counseling
- Religion
- Financial Assistance-Maintenance
- Other

\_\_\_\_|

\_\_\_\_|

\_\_\_\_|

\_\_\_\_|

\_\_\_\_|

\_\_\_\_|

\_\_\_\_|

\_\_\_\_|

\_\_\_\_|

\_\_\_\_|

\_\_\_\_|

\_\_\_\_|

41. Results from referral of PARENT(S)

- 1 ..... Referral services completed
- 2 ..... Referral services not completed
- 3 ..... Unknown results
- 0 ..... No referral

\_\_\_\_\_

42. Present educational level (grade in school) |\_|\_|\_|

- 00 ... not attending school
- 99 ... unknown

43. If attending school, overall GPA |\_|\_|\_|

44. Attendance record |\_|\_|

- 1 .... no problem reported
- 2 .... benign truancy reported (1 - 2 absences)
- 3 .... Truancy of 3 to 7 absences reported
- 4 .... Truancy of 8 or more reported
- 5 .... Truancy reported a problem, but no specific frequency available.

45. Discipline or social adjustment problems at school |\_|\_|

- 1 ..... no problems reported
- 2 ..... suspended 1 or more times
- 3 ..... expelled from school

46. Participating in extra-curricular school activities |\_|\_|

- 1 ..... Yes
- 2 ..... No
- 3 ..... Unknown

GANG ALTERNATIVE PREVENTION PROJECT

OPERATED BY THE LOS ANGELES COUNTY PROBATION DEPARTMENT

\*\*\*\*\*

--- SIX MONTH FORM -- PART III ---

Clients (MINOR) Name \_\_\_\_\_

Name of Deputy Probation Officer responsible (initial)

\_\_\_\_\_ Telephone ( ) \_\_\_\_\_

1. Site - Area Office |\_|\_|

- |                |                              |
|----------------|------------------------------|
| 1 = Centinela  | 4 = San Gabriel Valley       |
| 2 = East L.A.  | 5 = East San Fernando Valley |
| 3 = Long Beach |                              |

2. Coders I.D. |\_|\_|

- |        |        |
|--------|--------|
| 1..... | 3....  |
| 2..... | 4..... |

3. Probation Department Number |\_|\_|\_|\_|\_|\_|\_|\_|

4. JAI Number |\_|\_|\_|\_|\_|\_|\_|\_|

5. Research I.D. number |\_|\_|\_|\_|\_|\_|\_|\_|

Starting from the LEFT, The first digit of this number will start with the number that corresponds to the Site Area office location in item No. 1. The next column will be a GAPP CASE = 1, or a COMPARISON CASE = 2. The next two columns will be the case I.D. number starting in each office with 01.

Supervision and Case Service

6. Minor's participation in GAPP program ? |\_|

- Still active in GAPP program ..... 1
- Moved from GAPP to regular probation ..... 2
- GAPP supervision terminated due to petition ..... 3
- GAPP supervision suspended, whereabouts unknown .. 4
- GAPP supervision successfully completed ..... 5
- Rollover, new GAPP supervision period started .... 6
- Other ..... 7

7. Supervision problems during GAPP program  
 (check all that apply: use 99 is involved but  
 exact frequency unknown or unavailable)

- School discipline problem ..... 1
- School crime ..... 1
- Other crime ..... 1
- Truancy ..... 1
- Home or family discipline problems. 1
- Crisis counseling or supervision .. 1
- Gang Association ..... 1
- Drug use or sales ..... 1
- Other ..... 1


8. Any NEW SUPERVISION items for GAPP supervision  
 plan included after original plan ?  
 (check all that apply, enter 1 or 0 only)

- 1 .... None - original continues
- 1 .... DPO contacts w/ minor & parents
- 1 .... Individual counseling
- 1 .... Group counseling
- 1 .... Psychological testing
- 1 .... Psychological treatment
- 1 .... Bi-cultural services
- 1 .... Restitution payment
- 1 .... Community service
- 1 .... Job Training
- 1 ... Parent counseling
- 1 ... Parent training - education
- 1 ... Drug testing
- 1 ... Truancy reduction




(Supervision Plan Cont.)

- 1 ... Education - Tutoring
- 1 ... Education - maintain grades
- 1 ... Alcohol treatment
- 1 ... Drug treatment
- 1 ... Abide by special curfew
- 1 ... Submit to searches by probation officer
- 1 ... Recreation program
- 1 ... No gang associations
- 1 ... Respect parent(s)
- 1 ... Other

9. Number of Sessions of Counseling Services:  
 (enter number to 98 as highest: Use 99 if involved  
 in service but frequency unknown)

- Individual Counseling
- Group Counseling
- Psychological
- Family Counseling
- Drug Counseling

10. Restitution Paid (enter dollar amount to \$ 999)

11. Fines or Court Costs Paid

12. Number of Hours of Community Service completed

13. Number of hours of parents training-education

14. Number of hours of vocational training completed

Crime or Delinquency

15. Date of first arrest or official juvenile citation  
 during this period.

MO DAY YEAR

16. Total ARRESTS during this period.  
 (enter number)

17. Total number of CITATIONS during this period

18 . Total number of short-term Law Enforcement contacts such as counsel & release or short-term detention during this period ? ENTER NUMBER

19. Number of CONVICTIONS or ADJUDICATIONS during this period (ENTER NUMBER)

20. List all NEW offenses or convictions or adjudications (Use the Code for offense type and the Number for frequency)

EX.    
Code Frequency

OFFENSE CODE

- 1 ..... CRIMES AGAINST PERSONS  
(Assault, Robbery, Sex crimes, rape etc.)
- 2 ..... PROPERTY CRIMES  
(Burglary, Theft, Auto theft, Arson, Forgery, Vandalism, Weapons - carrying or possession etc.)
- 3 ..... DRUG CRIMES  
(Possession, Sales, Transporting, other misdemeanor or felony off.)
- 4 ..... OTHER CRIMES  
(Gambling, Prostitution, Driving Under Influence, Probation Violations, All other offenses)

21. Technical Violations from Supervision Plan ?  
 (record number for each, use 99 as maximum)

- curfew violations |\_|
- failure to report |\_|
- dirty drug test |\_|
- Dirty alcohol test |\_|
- Other Drug Violation |\_|
- Other Alcohol violation |\_|
- School disruption or discipline problem |\_|
- Truancy |\_|
- failure to perform community service |\_|
- failure to pay fines |\_|
- treatment failure or violation |\_|
- gang associations |\_|
- Possession of weapons |\_|
- new crime but no arrest |\_|
- Incorrigible parental discipline problems |\_|

22. Sanctions imposed ?

_	_	_	_	_
5	4	3	2	1

(place sanction code for first violation in box 1, second sanction code in box 2, etc.)

- continued in GAPP, no change ..... 1
- continued in GAPP with new supervision conditions .. 2
- placed in juvenile hall ..... 3
- petition filed ..... 4
- other ..... 5
- unknown ..... 6

23. Gang activity |\_|

- Yes ..... 1
- No ..... 2
- Unknown .. 3

24. Alcohol or Substance abuse |\_|

- Yes ..... 1
- No ..... 2
- Unknown ..

AGENCY INITIATED CONTACTS:

Number of contacts by DPO in person w/ minor

25. At Probation Office ..... |\_\_|\_\_|
26. At School or Work ..... |\_\_|\_\_|
27. At Home ..... |\_\_|\_\_|
- 28 . Other Field Location ..... |\_\_|\_\_|
29. Number of contacts by DPO in person w/ Parents |\_\_|\_\_|
30. Number of contacts by DPO in person w/ Collateral |\_\_|\_\_|  
sources (school, law enforcement, CBO)

- Schools ..... |\_\_|\_\_|
- Law enforcement ..... |\_\_|\_\_|
- CBO ..... |\_\_|\_\_|
- Mental Health ..... |\_\_|\_\_|
- Recreation ..... |\_\_|\_\_|
- Other ..... |\_\_|\_\_|

31. Number of Telephone contacts by DPO w/ Minor |\_\_|\_\_|
32. Number of Telephone contacts by DPO w/ Parents |\_\_|\_\_|
33. Number of Telephone contacts w/ Collateral sources  
(enter number for all that apply, and use  
99 or more)

- Schools ..... |\_\_|\_\_|
- Law enforcement ..... |\_\_|\_\_|
- CBO ..... |\_\_|\_\_|
- Mental Health ..... |\_\_|\_\_|
- Recreation ..... |\_\_|\_\_|
- Other ..... |\_\_|\_\_|

Referral Services

34. Minor referred to another agency as part of GAPP service program ? |\_|\_|

Yes .... 1      No ..... 2      Unknown. .... 3

35. If YES, enter name of referral agency (The agency code will be entered later, write in agency name now)

1. \_\_\_\_\_ |\_|\_|\_|\_|

2. \_\_\_\_\_

36. Reason for or type of Referral services for MINOR ?  
(check all that apply)

- Academic, educational, tutoring
- Vocational training or job skills
- Alcohol Treatment
- Drug Treatment
- Health Services
- Family Counseling
- Individual Counseling
- Group Counseling
- Psychological Testing
- Psychological Treatment
- Parental Training or Education
- Parental Counseling
- Recreation
- Community Service order completion
- Religion
- Other


37. Results from referral of MINOR

- 1 ..... Referral services completed
- 2 ..... Referral services not completed
- 3 ..... Unknown results
- 0 ..... No referral

--

38. Parents referred to other agency as part of GAPP program

\_\_\_\_\_

- 1 ..... Yes
- 2 ..... No
- 3 ..... Unknown

39. If Yes, Name of referral agency (do not enter codes into boxes, fill in the agency name only below. The code will be entered later)

1 \_\_\_\_\_

\_\_\_\_\_|\_\_\_\_\_|

2 \_\_\_\_\_

\_\_\_\_\_|\_\_\_\_\_|

40. Reason or Type of Referral services for PARENTS ? (check all that apply)

- Vocational training or job skills
- Alcohol Treatment
- Drug Treatment
- Health Services
- Family Counseling
- Parent Training or Education
- Psychological Treatment
- Individual or group Counseling
- Religion
- Financial Assistance-Maintenance
- Other

\_\_\_\_\_|  
 \_\_\_\_\_|  
 \_\_\_\_\_|  
 \_\_\_\_\_|  
 \_\_\_\_\_|  
 \_\_\_\_\_|  
 \_\_\_\_\_|  
 \_\_\_\_\_|  
 \_\_\_\_\_|  
 \_\_\_\_\_|

41. Results from referral of PARENT(S)

\_\_\_\_\_|

- 1 ..... Referral services completed
- 2 ..... Referral services not completed
- 3 ..... Unknown results
- 0 ..... No referral

42. Present educational level (grade in school) |\_|\_|

- 00 ... not attending school
- 99 ... unknown

43. If attending school, overall GPA |\_|\_|

44. Attendance record |\_|

- 1 .... no problem reported
- 2 .... benign truancy reported (1 - 2 absences)
- 3 .... Truancy of 3 to 7 absences reported
- 4 .... Truancy of 8 or more reported
- 5 .... Truancy reported a problem, but no specific frequency available.

45. Discipline or social adjustment problems at school |\_|

- 1 ..... no problems reported
- 2 ..... suspended 1 or more times
- 3 ..... expelled from school

46. Participating in extra-curricular school activities |\_|

- 1 ..... Yes
- 2 ..... No
- 3 ..... Unknown

Appendix C

Probation Case Worksheet,

Case Referral, and

Record of Supervision Forms



# COUNTY OF LOS ANGELES PROBATION DEPARTMENT

652 Report

INITIAL COURT Report

# \_\_\_\_\_

CASSETTE

# \_\_\_\_\_

CLOSED PDJ #	PPC	BIRTHPLACE (CITY - STATE)
PERSON'S NAME (FIRST & LAST)	KIND	SIBS U/18 YRS MEDICAL #
ADDRESS	FA - OCCUPATION	PLACE OF WORK S MO.
PHONE #	MO - OCCUPATION	PLACE OF WORK S MO.

SIBLINGS	BIRTHDATES	VERIFIED DATA
	MONTH   DAY   YEAR	BIRTH
		PARENTS MARRIAGE
		LEGAL CUSTODY
		PLACE OF LEGAL RESIDENCE
		MINOR'S MARRIAGE
		OTHER (SPECIFY)

Supp DPO Approval: \_\_\_\_\_ DATE \_\_\_\_\_

**THE MATTER OF:**

PERSON'S NAME: (LAST, FIRST, MIDDLE)

USUALLY LIVES WITH: \_\_\_\_\_ AREA: \_\_\_\_\_ DPO: \_\_\_\_\_

CURRENT STATUS: \_\_\_\_\_ CURRENT WHEREABOUTS: \_\_\_\_\_

RECOMMENDATION: \_\_\_\_\_ CODE: \_\_\_\_\_

COURT NO. \_\_\_\_\_

## WORKSHEET

JAIN \_\_\_\_\_

MAX. CONFINEMENT TIME: \_\_\_\_\_

**PERSONAL & FAMILY DATA:**

AGE: \_\_\_\_\_ VERIFIED BIRTHDATE: \_\_\_\_\_ ETHNIC ORIGIN: \_\_\_\_\_ RELIGION: \_\_\_\_\_

LEGAL CUSTODY: \_\_\_\_\_ NATURAL PARENTS MARITAL STATUS: \_\_\_\_\_

TIME SERVED: \_\_\_\_\_

SCHOOL DATA		
GRADE	ATTENDANCE	STATUS

PERSON - LAST, FIRST, MIDDLE I.	ADDRESS, ZIP CODE	PHONE	SOCIAL SECURITY #	AGE

EMPLOYER'S ADDRESS: \_\_\_\_\_

FATHER  MOTHER

**REFERRAL INFORMATION & RECENT COURT ACTION:**

AGENCY CODE NO: \_\_\_\_\_ REQUESTING AGENCY CASE IDENTIFICATION: \_\_\_\_\_

REFERRED BY	DATE REF	DATE PET FILED	ALLEGATIONS
HEARING DATE	DETAINED	CALENDAR DAYS DET	
HEARING DATE	HEARD BY	SUSTAINED BY	AMENDED

\*6J909-PROB. 12 (Rev. 8/87)

ALLEGATIONS CONTINUED:

REASON FOR HEARING:

DISPOSITION  FITNESS  654 SUITABILITY  OTHER \_\_\_\_\_

PRESENT OFFENSE

SOURCES OF INFORMATION:

ARREST DATA

Detained As \_\_\_\_\_

Arrest Date \_\_\_\_\_ Time of Arrest \_\_\_\_\_ Arrested For \_\_\_\_\_ Location \_\_\_\_\_

Arresting Agency \_\_\_\_\_ Investigating Officer \_\_\_\_\_ Phone No. \_\_\_\_\_

<input type="checkbox"/> Companion(s) Name	Allegations	Court No.	Disposition

Additional information:

VICTIM DATA

No. of Victims: \_\_\_\_\_

SOURCES OF INFORMATION:

NAME/ADDRESS/PHONE \_\_\_\_\_

SUSTAINED ALLEGATIONS (COUNT(S)) \_\_\_\_\_

INJURY: PROPERTY LOSS (TYPE/COST/ETC.) \_\_\_\_\_

INSURANCE COVERAGE

LOSS:  YES  NO

ESTIMATED LOSS \_\_\_\_\_

RESTITUTION ALREADY MADE \_\_\_\_\_

APPLIED FOR VICTIM RESTITUTION FUND

UNK  YES  NO

VICTIM STATEMENT: (IF UNABLE TO CONTACT, STATE REASON(S) IN THIS SECTION.) \_\_\_\_\_

(IF NECESSARY, USE ATTACHED SHEET)

RESTITUTION SUMMARY	ESTIMATED LOSS TO ALL VICTIMS	PAYMENT PLAN

PRIOR RECORD	SOURCES OF INFORMATION:

PERSONAL HISTORY

RESIDENCE	<input type="checkbox"/> VERIFIED	SOURCES OF INFORMATION	
Type Residence:	LENGTH OF OCCUPANCY	MORTGAGE/RENT	
OCCUPANTS OF THE HOME			
Additional Information			

PARENTAL	<input type="checkbox"/> VERIFIED	SOURCES OF INFORMATION			
Times Married	Present Status: Conhab.	Mar.	Sep.	Div.	Died
GRADE COMPLETED	RELIGION	CHURCH ATTENDANCE	GROUP AFFILIATIONS		
Father					
Mother					
Step-					
Parents Military Record: (include Serial #)					
Health/Accident Insurance? (Company & Policy #)					
Active or Closed DPSS? (case #, worker, District Office)					

FAMILY INTERESTS, PROBLEMS, CRIMINAL HISTORY

EMPLOYMENT STATUS	Father: <input type="checkbox"/> EMPLOYED <input type="checkbox"/> UNEMPLOYED	OCCUPATION	GROSS MONTHLY WAGE
	Mother: <input type="checkbox"/> EMPLOYED <input type="checkbox"/> UNEMPLOYED	OCCUPATION	GROSS MONTHLY WAGE
	Minor: <input type="checkbox"/> EMPLOYED <input type="checkbox"/> UNEMPLOYED	OCCUPATION	GROSS MONTHLY WAGE
Minor's PRESENT/LAST EMPLOYER/ADDRESS		OTHER FAMILY INCOME SOURCE/AMOUNT	
SOCIAL SECURITY #	DRIVER'S LIC. #		

Additional information

PHYSICAL/MENTAL/EMOTIONAL HEALTH		<input type="checkbox"/> VERIFIED	SOURCES OF INFORMATION			
HEALTH: <input type="checkbox"/> GOOD <input type="checkbox"/> FAIR <input type="checkbox"/> POOR	PHYSICAL DESCRIPTION:	HEIGHT-	WEIGHT-	COLOR EYES-	COLOR HAIR-	
IDENTIFYING MARKS, SCARS, TATTOOS, ETC. _____						
Present injury, illness or emotional problem _____						
Impairment(s) _____						
Under Care of: _____						
Past History: _____						

ALCOHOL AND CONTROLLED SUBSTANCE ABUSE		<input type="checkbox"/> VERIFIED	SOURCES OF INFORMATION			
<input type="checkbox"/> No record, indication, or admission of alcohol or controlled substance abuse.						
<input type="checkbox"/> Occasional social or experimental use of _____ acknowledged.						
<input type="checkbox"/> See below: Indication / admission of significant substance abuse problem.						
Referred to Narcotic Evaluator: <input type="checkbox"/> Yes <input type="checkbox"/> No						
Additional information:						
Referred to Treatment/Diversion Program: <input type="checkbox"/> YES <input type="checkbox"/> NO Name _____						

GANG ACTIVITY	<input type="checkbox"/> YES <input type="checkbox"/> NO	Name of Gang _____

BEHAVIOR IN SCHOOL		<input type="checkbox"/> Good <input type="checkbox"/> Fair <input type="checkbox"/> Poor	SOURCES OF INFORMATION	
SUSPENSION(S)	DATE(S)	LENGTH(S)		
<input type="checkbox"/> YES <input type="checkbox"/> NO				
REASON				
Additional information				

**CHILD'S STATEMENT**

Minor INFORMED of Rights.

**PARENT'S STATEMENT**

**INTERESTED PARTIES**

**REASON FOR RECOMMENDATION**

ANALYSIS:

REASON FOR RECOMMENDATION (CONTINUED)

PLAN:

ADDITIONAL NOTES:

ADDITIONAL NOTES:

DATE \_\_\_\_\_ COMPLETED BY \_\_\_\_\_

ADDITIONAL VICTIMS:

VICTIM DATA		No. of Victims:	SOURCES OF INFORMATION:	
NAME / ADDRESS / PHONE		SUSTAINED ALLEGATIONS (COUNT(S))		
INJURY: PROPERTY LOSS (TYPE / COST / ETC.)				
INSURANCE COVERAGE				
LOSS: <input type="checkbox"/> YES <input type="checkbox"/> NO	ESTIMATED LOSS	RESTITUTION ALREADY MADE	APPLIED FOR VICTIM RESTITUTION FUND <input type="checkbox"/> UNK <input type="checkbox"/> YES <input type="checkbox"/> NO	
VICTIM STATEMENT: (IF UNABLE TO CONTACT, STATE REASON(S) IN THIS SECTION.)				



VICTIM DATA		No. of Victims:	SOURCES OF INFORMATION:	
NAME / ADDRESS / PHONE		SUSTAINED ALLEGATIONS (COUNT(S))		
INJURY: PROPERTY LOSS (TYPE / COST / ETC.)				
INSURANCE COVERAGE				
LOSS: <input type="checkbox"/> YES <input type="checkbox"/> NO	ESTIMATED LOSS	RESTITUTION ALREADY MADE	APPLIED FOR VICTIM RESTITUTION FUND <input type="checkbox"/> UNK <input type="checkbox"/> YES <input type="checkbox"/> NO	
VICTIM STATEMENT: (IF UNABLE TO CONTACT, STATE REASON(S) IN THIS SECTION.)				

VICTIM DATA		No. of Victims:	SOURCES OF INFORMATION:	
NAME / ADDRESS / PHONE		SUSTAINED ALLEGATIONS (COUNT(S))		
INJURY: PROPERTY LOSS (TYPE / COST / ETC.)				
INSURANCE COVERAGE				
LOSS: <input type="checkbox"/> YES <input type="checkbox"/> NO	ESTIMATED LOSS	RESTITUTION ALREADY MADE	APPLIED FOR VICTIM RESTITUTION FUND <input type="checkbox"/> UNK <input type="checkbox"/> YES <input type="checkbox"/> NO	
VICTIM STATEMENT: (IF UNABLE TO CONTACT, STATE REASON(S) IN THIS SECTION.)				



# COUNTY OF LOS ANGELES PROBATION DEPARTMENT

652 Report

# →   
 CASSETTE - 2 3 4 5 6 7 8 9 10 11 12  
 # → 

INITIAL COURT Report

CLOSED PDJ#	PPC	BIRTHPLACE (CITY - STATE)
DEY'S NAME: (FIRST & LAST)	KIND	SIBS U/18 YRS
ESS:	FA - OCCUPATION	PLACE OF WORK
	MO - OCCUPATION	PLACE OF WORK

SIBLINGS	BIRTHDATES	VERIFIED DATA
MONTH	DAY	YEAR
		BIRTH
		PARENTS MARRIAGE
		LEGAL CUSTODY
		PLACE OF LEGAL RESIDENCE
		MINOR'S MARRIAGE
		OTHER (SPECIFY)

DATE	APP /NON-APP.	Supv DPO Approval:
		DATE:

**THE MATTER OF:**

NAME: (LAST, FIRST, MIDDLE)

USUALLY LIVES WITH:    AREA    DPO

MENT STATUS    CURRENT WHEREABOUTS

RECOMMENDATION    CODE

COURT NO. \_\_\_\_\_

## W O R K S H E E T

JAIN \_\_\_\_\_

PERSONAL & FAMILY DATA:    TIME SERVED: \_\_\_\_\_

AGE	VERIFIED BIRTHDATE	ETHNIC ORIGIN	RELIGION	LEGAL CUSTODY	NATURAL PARENTS MARITAL STATUS												
<table border="1" style="width: 100%; border-collapse: collapse;"> <thead> <tr> <th colspan="3">SCHOOL DATA</th> </tr> <tr> <th colspan="3">SCHOOL NAME</th> </tr> <tr> <th>GRADE</th> <th>ATTENDANCE</th> <th>STATUS</th> </tr> </thead> <tbody> <tr> <td> </td> <td> </td> <td> </td> </tr> </tbody> </table>						SCHOOL DATA			SCHOOL NAME			GRADE	ATTENDANCE	STATUS			
SCHOOL DATA																	
SCHOOL NAME																	
GRADE	ATTENDANCE	STATUS															
FATHER - LAST, FIRST, MIDDLE I		ADDRESS, ZIP CODE		PHONE	SOCIAL SECURITY #												
MOTHER																	
FATHER																	
MOTHER																	
GUARDIAN OR RELATIVE																	
EMPLOYER'S ADDRESS: <input type="checkbox"/> FATHER <input type="checkbox"/> MOTHER																	

REFERRAL INFORMATION & RECENT COURT ACTION:			AGENCY CODE NO	REQUESTING AGENCY CASE IDENTIFICATION
REFERRED BY	DATE REF	DATE PET FILED	ALLEGATIONS	
HEARING DATE	DETAINED	CALENDAR DAYS DET		
HEARING DATE	HEARD BY	SUSTAINED BY	AMENDED	

**ALLEGATIONS CONTINUED:**

**REASON FOR HEARING:**  
 DISPOSITION    FITNESS    654 SUITABILITY    OTHER \_\_\_\_\_

<b>PRESENT OFFENSE</b>	<b>SOURCES OF INFORMATION:</b>
<b>ARREST DATA</b>	
Detained As _____	
Arrest Date _____ Time of Arrest _____ Arrested For _____ Location _____	
Arresting Agency _____ Investigating Officer _____ Phone No. _____	

<input type="checkbox"/> Companion(s) Name	Allegations	Court No.	Disposition

Additional information:

<b>VICTIM DATA</b>	No. of Victims:	<b>SOURCES OF INFORMATION:</b>
NAME/ADDRESS/PHONE		SUSTAINED ALLEGATIONS (COUNT(S))

INJURY: PROPERTY LOSS (TYPE/COST/E.T.C.)

**INSURANCE COVERAGE**

LOSS: <input type="checkbox"/> YES <input type="checkbox"/> NO	ESTIMATED LOSS	RESTITUTION ALREADY MADE	APPLIED FOR VICTIM RESTITUTION FUND <input type="checkbox"/> UNK <input type="checkbox"/> YES <input type="checkbox"/> NO
--	----------------	--------------------------	--

VICTIM STATEMENT: (IF UNABLE TO CONTACT, STATE REASON(S) IN THIS SECTION.)

<b>RESTITUTION SUMMARY</b>	ESTIMATED LOSS TO ALL VICTIMS	PAYMENT PLAN	(IF NECESSARY, USE ATTACHED SHEET)
----------------------------	-------------------------------	--------------	------------------------------------

PRIOR RECORD	SOURCES OF INFORMATION:

**PERSONAL HISTORY**

<b>RESIDENCE</b>	<input type="checkbox"/> VERIFIED	SOURCES OF INFORMATION
Type Residence:	LENGTH OF OCCUPANCY	MORTGAGE/RENT
<b>OCCUPANTS OF THE HOME</b>		
Additional Information		

<b>PARENTAL</b>	<input type="checkbox"/> VERIFIED	SOURCES OF INFORMATION
Times Married	Present Status: Conhab. _____ Mar. _____ Sep. _____ Div. _____ Died _____	
	GRADE COMPLETED	RELIGION
Father		CHURCH ATTENDANCE
Mother		GROUP AFFILIATIONS
Step-		
Parents Military Record: (include Serial #)		
Health/Accident Insurance? (Company & Policy #)		
Active or Closed DPSS? (case #, worker, District Office)		
<b>FAMILY INTERESTS, PROBLEMS, CRIMINAL HISTORY</b>		

<b>EMPLOYMENT STATUS</b>	Father: <input type="checkbox"/> EMPLOYED <input type="checkbox"/> UNEMPLOYED	OCCUPATION	GROSS MONTHLY WAGE
	Mother: <input type="checkbox"/> EMPLOYED <input type="checkbox"/> UNEMPLOYED	OCCUPATION	GROSS MONTHLY WAGE
	Minor: <input type="checkbox"/> EMPLOYED <input type="checkbox"/> UNEMPLOYED	OCCUPATION	GROSS MONTHLY WAGE
Minor's PRESENT/LAST EMPLOYER/ADDRESS		OTHER FAMILY INCOME SOURCE/AMOUNT	
SOCIAL SECURITY #	DRIVER'S LIC. #		

Additional information

PHYSICAL/MENTAL/EMOTIONAL HEALTH <input type="checkbox"/> VERIFIED		SOURCES OF INFORMATION			
HEALTH: <input type="checkbox"/> GOOD <input type="checkbox"/> FAIR <input type="checkbox"/> POOR		PHYSICAL DESCRIPTION:	HEIGHT-	WEIGHT-	COLOR EYES-
IDENTIFYING MARKS, SCARS, TATTOOS, ETC. _____					COLOR HAIR-
Present injury, illness or emotional problem _____					
Impairment(s) _____					
Under Care of: _____					
Past History: _____					

ALCOHOL AND CONTROLLED SUBSTANCE ABUSE <input type="checkbox"/> VERIFIED		SOURCES OF INFORMATION			
<input type="checkbox"/> No record, indication, or admission of alcohol or controlled substance abuse. <input type="checkbox"/> Occasional social or experimental use of _____ acknowledged. <input type="checkbox"/> See below: Indication / admission of significant substance abuse problem.					
Referred to Narcotic Evaluator: <input type="checkbox"/> Yes <input type="checkbox"/> No					
Additional information: _____					
Referred to Treatment/Diversion Program: <input type="checkbox"/> YES <input type="checkbox"/> NO Name _____					

GANG ACTIVITY	<input type="checkbox"/> YES <input type="checkbox"/> NO	Name of Gang _____
---------------	--	--------------------

BEHAVIOR IN SCHOOL <input type="checkbox"/> Good <input type="checkbox"/> Fair <input type="checkbox"/> Poor		SOURCES OF INFORMATION	
SUSPENSION(S)	DATE(S)	LENGTH(S)	
<input type="checkbox"/> YES <input type="checkbox"/> NO			
REASON			

Additional information

**TUTOR'S STATEMENT**

Minor INFORMED of Rights.

**PARENT'S STATEMENT**

**INTERESTED PARTIES**

**REASON FOR RECOMMENDATION**

ANALYSIS:

REASON FOR RECOMMENDATION (CONTINUED)

PLAN:

ADDITIONAL NOTES:

ADDITIONAL NOTES:

DATE \_\_\_\_\_ COMPLETED BY \_\_\_\_\_

ADDITIONAL VICTIMS:

VICTIM DATA		No. of Victims:		SOURCES OF INFORMATION:	
NAME / ADDRESS / PHONE			SUSTAINED ALLEGATIONS (COUNT(S))		
INJURY: PROPERTY LOSS (TYPE / COST / ETC.)					
INSURANCE COVERAGE					
LOSS: <input type="checkbox"/> YES <input type="checkbox"/> NO		ESTIMATED LOSS	RESTITUTION ALREADY MADE	APPLIED FOR VICTIM RESTITUTION FUND <input type="checkbox"/> UNK <input type="checkbox"/> YES <input type="checkbox"/> NO	
VICTIM STATEMENT: (IF UNABLE TO CONTACT, STATE REASON(S) IN THIS SECTION.)					

VICTIM DATA		No. of Victims:		SOURCES OF INFORMATION:	
NAME / ADDRESS / PHONE			SUSTAINED ALLEGATIONS (COUNT(S))		
INJURY: PROPERTY LOSS (TYPE / COST / ETC.)					
INSURANCE COVERAGE					
LOSS: <input type="checkbox"/> YES <input type="checkbox"/> NO		ESTIMATED LOSS	RESTITUTION ALREADY MADE	APPLIED FOR VICTIM RESTITUTION FUND <input type="checkbox"/> UNK <input type="checkbox"/> YES <input type="checkbox"/> NO	
VICTIM STATEMENT: (IF UNABLE TO CONTACT, STATE REASON(S) IN THIS SECTION.)					

VICTIM DATA		No. of Victims:		SOURCES OF INFORMATION:	
NAME / ADDRESS / PHONE			SUSTAINED ALLEGATIONS (COUNT(S))		
INJURY: PROPERTY LOSS (TYPE / COST / ETC.)					
INSURANCE COVERAGE					
LOSS: <input type="checkbox"/> YES <input type="checkbox"/> NO		ESTIMATED LOSS	RESTITUTION ALREADY MADE	APPLIED FOR VICTIM RESTITUTION FUND <input type="checkbox"/> UNK <input type="checkbox"/> YES <input type="checkbox"/> NO	
VICTIM STATEMENT (IF UNABLE TO CONTACT, STATE REASON(S) IN THIS SECTION.)					



Appendix D

Referral Services Survey

## Appendix D

### Referral Services Survey

In an attempt to examine the type and extent of services provided to GAPP clients by referral sources, a mail survey was developed. The enclosed "Referral Service Survey" was distributed to 62 agencies or programs throughout Los Angeles County. The listing was compiled by each GAPP area office identifying at least ten of their most commonly utilized referral sources. Each agency or program also received a cover letter from the researcher explaining the research purpose of the survey and eliciting cooperation. Unfortunately, only 21 of 62 referral sources completed the survey. Because of extensive attenuation and a low response, it was determined not to present findings from this survey.

# REFERRAL SERVICE SURVEY

## GAPP EVALUATION PROJECT FOR THE LOS ANGELES COUNTY PROBATION DEPARTMENT

Agency Name \_\_\_\_\_

Name of person completing survey \_\_\_\_\_

(\_\_\_\_) Telephone \_\_\_\_\_

1. Agency service area (Circle one)  
(Corresponds to Probation Area offices)

- |                        |                        |
|------------------------|------------------------|
| 1. Centinela-Firestone | 4. San Gabriel Valley  |
| 2. East Los Angeles    | 5. San Fernando Valley |
| 3. Long Beach          |                        |

2. Total number of referral cases your agency has received from GAPP:

1 - 5 _____	16 - 20 _____	31 or more _____
6 - 10 _____	21 - 25 _____	
11 - 15 _____	26 - 30 _____	

3. Number of GAPP referral cases your agency has rejected for service:

None Rejected _____	16 - 20 _____
1 - 5 _____	21 - 25 _____
6 - 10 _____	26 - 30 _____
11 - 15 _____	31 or more _____

4. Reason for rejection of service (check all that apply)

Clients' failure to participate \_\_\_\_\_  
Service needs unavailable at agency \_\_\_\_\_  
Criminal sophistication \_\_\_\_\_  
New crime during service program \_\_\_\_\_  
Never rejected GAPP referral \_\_\_\_\_  
Other (specify) \_\_\_\_\_  
\_\_\_\_\_  
\_\_\_\_\_

5. Number of GAPP case referrals successfully completing service program:

1 - 5	_____	16 - 20	_____	31 or more	_____
6 - 10	_____	21 - 25	_____		
11- 15	_____	26 - 30	_____		

6. Please indicate the Average Cost per client to your agency for service to GAPP referral cases.

\$ \_\_\_\_\_

7. The Average length of treatment or service for GAPP cases serviced by your agency is: (check ONE as the Average)

One Month	_____	Four Months	_____
Two months	_____	Five Months	_____
Three Months	_____	Six Months	_____

8. Does your agency require a formal service contract or plan with the GAPP referral client ?

\_\_\_\_\_ Yes  
\_\_\_\_\_ No  
\_\_\_\_\_ Contract is optional  
\_\_\_\_\_ Only in certain cases (Please explain) \_\_\_\_\_

9. Specific services provided GAPP clients (check all that apply)

Academic or educational tutoring	_____
Vocational training or job skills	_____
Alcogol Treatment	_____
Alcohol specific counseling	_____
Drug Treatment	_____
Drug Abuse Counseling	_____
Health Services	_____
Family Counseling	_____
Individual Counseling for Minor	_____
Group Counseling for Minor	_____
Psychological Testing	_____
Psychological Treatment	_____
Parental Training or Education	_____
Parental Counseling	_____
Recreation	_____
Collect Restitution Payment	_____
Religion	_____
Community Service Order Completion	_____
Other (specify _____)	_____

10. What should the Probation Department do to reduce gang involvement among 9 - 12 year old youth ?

---

---

---

---

11. Please identify, in order of priority, the specific services necessary to prevent delinquency by 9 - 12 year olds ? Please be specific.

1. \_\_\_\_\_

2. \_\_\_\_\_

3. \_\_\_\_\_

12. What should Schools do to reduce youth gang activity ?

1. \_\_\_\_\_

2. \_\_\_\_\_

3. \_\_\_\_\_

13. Identify the most essential services to reduce youth gang involvement.

1. \_\_\_\_\_

2. \_\_\_\_\_

3. \_\_\_\_\_

Thank you for your help. Please return this survey before July 25

to:

GAPP Research Center  
424 South Virgil Ave.  
Los Angeles, California  
90020