



Federal Justice Statistics, 2011 - Statistical Tables

by Mark Motivans, Ph.D., *BJS Statistician*

This report describes criminal case processing in the federal justice system, including arrest and booking through sentencing and corrections. These statistical tables present the number of suspects arrested and booked by the U.S. Marshals Service (USMS), suspects in matters investigated and prosecuted by U.S. attorneys, defendants adjudicated and sentenced in U.S. district court, and characteristics of federal prisoners and offenders under federal supervision.

Data are from the Bureau of Justice Statistics' (BJS) Federal Justice Statistics Program (FJSP), which collects comprehensive information describing suspects and defendants processed in the federal criminal justice system and annual data on workload, activities, and outcomes associated with federal criminal cases. The data presented in these tables were collected from the U.S. Marshals Service, Drug Enforcement Administration, Executive Office for U.S. Attorneys, Administrative Office of the U.S. Courts, U.S. Sentencing Commission, and the Federal Bureau of Prisons.

Organization of the statistical tables

Each section describes a major stage in the processing of criminal suspects and defendants:

Section 1 describes federal law enforcement and prosecution. This includes arrests made by federal law enforcement agencies for violations of federal law, including the characteristics of arrestees. It also describes suspects investigated by U.S. attorneys and decisions made by federal prosecutors in screening criminal matters and the type of offense for which suspects were prosecuted or declined for prosecution. (Data on warrants initiated and cleared by the USMS are forthcoming.)

Section 2 describes federal pretrial, adjudication, sentencing, and appeals. This includes pretrial release and detention practices of the federal judiciary system, including the characteristics of defendants detained or released pending trial. It also describes actions taken by the federal judiciary in adjudicating defendants in cases filed by the U.S. attorneys and the sentences imposed by the federal judiciary on convicted defendants. This section includes a description of appeals of criminal convictions and sentences imposed in the federal courts, including the original offense charged.

Section 3 describes offenders under federal correctional supervision—probation, parole, and supervised release—including the outcome of the supervision (either the offender completed the term of supervision or was returned to prison or jail for violating the conditions of supervision). It also describes offenders imprisoned in federal prisons, including the offense at commitment and demographic characteristics of the offender.

The *Methodology* section describes how the data were analyzed and the tables were developed.

Additional Information about the Data provides a chart of the federal agencies that provided the data and lists the data source for each statistical table.

The *Glossary* contains definitions for terms used in the tables. Many terms used in the text and tables have specialized meanings, either because they refer to federal law or because of reporting procedures by the federal agencies supplying the data. Readers are encouraged to check the glossary for exact definitions of tabulated data.

Section 1: Federal Law Enforcement and Prosecution

Federal Arrests

Table 1.1. Suspects arrested for federal offenses and booked by U.S. Marshals Service, by offense, October 1, 2010–September 30, 2011

Table 1.2. Suspects arrested for federal offenses and booked by U.S. Marshals Service, by arresting agency, October 1, 2010–September 30, 2011

Table 1.3. Characteristics of federal arrestees booked by U.S. Marshals Service, October 1, 2010–September 30, 2011

Table 1.4. Characteristics of suspects arrested by Drug Enforcement Administration agents, by type of drug, October 1, 2010–September 30, 2011

Map 1.1. Suspects arrested for a drug offense, by federal judicial district of arrest, October 1, 2010–September 30, 2011

Table 1.5. Warrants cleared and median days from initiation to clearance, by warrant type, October 1, 2010–September 30, 2011

Table 1.6. Median days from warrant initiation to clearance, by warrant characteristics, October 1, 2010–September 30, 2011

Federal Investigations and Prosecutions

Table 2.1. Suspects in matters received by U.S. attorneys, by offense, October 1, 2010–September 30, 2011

Map 2.1. Suspects in drug matters referred to U.S. attorneys by the Drug Enforcement Administration, by federal judicial district, October 1, 2010–September 30, 2011

Table 2.2. Disposition of suspects in matters concluded, by offense, October 1, 2010–September 30, 2011

Table 2.3. Reasons U.S. attorneys declined to prosecute suspects in criminal matters, October 1, 2010–September 30, 2011

Section 2: Federal Pretrial, Adjudication, Sentencing, and Appeals

Federal Pretrial

Table 3.1. Defendants released at initial hearing or detention hearing, by offense, October 1, 2010–September 30, 2011

Table 3.2. Defendants released at any time prior to case disposition, by offense, October 1, 2010–September 30, 2011

Map 3.1. Drug defendants with a prior felony conviction at case disposition, by federal judicial district, October 1, 2010–September 30, 2011

Table 3.3. Behavior of federal defendants released to the community pending trial, by offense, October 1, 2010–September 30, 2011

Federal Case Filings and Adjudication

Table 4.1. Defendants in criminal cases commenced, by offense, October 1, 2010–September 30, 2011

Table 4.2. Disposition of criminal cases terminated, by offense, October 1, 2010–September 30, 2011

Map 4.1. Adjudicated defendants receiving a bench or trial jury, by federal judicial district, October 1, 2010–September 30, 2011

Table 4.3. Criminal cases disposed by U.S. magistrates, October 1, 2010–September 30, 2011

Table 4.4. Characteristics of convicted offenders, October 1, 2010–September 30, 2011

Federal Sentencing

Table 5.1. Offenders sentenced in criminal cases terminated, by offense, October 1, 2010–September 30, 2011

Table 5.2. Type and length of federal sentences imposed, by offense, October 1, 2010–September 30, 2011

Table 5.3. Convicted offenders sentenced to incarceration, by offender characteristics, October 1, 2010–September 30, 2011

Table 5.4. Average incarceration sentence lengths, by offense and offender characteristics, October 1, 2010–September 30, 2011

Map 5.1. Convicted drug defendants receiving a nonprison sentence, by federal judicial district, October 1, 2010–September 30, 2011

Federal Appeals

Table 6.1. Criminal appeals terminated, by type of criminal case and offense, October 1, 2010–September 30, 2011

Table 6.2. Disposition of criminal appeals terminated, by offense, October 1, 2010–September 30, 2011

Table 6.3. Criminal appeals cases terminated on the merits, by offense, October 1, 2010–September 30, 2011

Section 3: Federal Corrections and Supervision

Federal Supervision, Probation, and Parole

Table 7.1. Offenders under federal supervision, by offense, September 30, 2011

Map 7.1. Percent of total drug offenders in the Federal Bureau of Prisons on September 30, 2011, by federal judicial district of commitment

Table 7.2. Characteristics of offenders under federal supervision, September 30, 2011

Table 7.3. Outcomes of offenders terminating probation supervision, by offense, October 1, 2010–September 30, 2011

Table 7.4. Outcomes of offenders terminating probation supervision, by offender characteristics, October 1, 2010–September 30, 2011

Table 7.5. Outcomes of offenders terminating supervised release, by offense, October 1, 2010–September 30, 2011

Table 7.6. Outcomes of offenders terminating supervised release, by offender characteristics, October 1, 2010–September 30, 2011

Table 7.7. Outcomes of offenders terminating parole, by offense, October 1, 2010–September 30, 2011

Table 7.8. Outcomes of offenders terminating parole, by offender characteristics, October 1, 2010–September 30, 2011

Federal Imprisonment

Table 7.9. Admissions and releases of federal prisoners, by offense, October 1, 2010–September 30, 2011

Table 7.10. Characteristics of offenders in the federal prison population, September 30, 2011

Table 7.11. Average time to first release and percent of sentence served, for federal prisoners released by standard methods, October 1, 2010–September 30, 2011

Table 7.12. Characteristics of offenders first released from prison, all releases, by offense, October 1, 2010–September 30, 2011

The tables are part of the Federal Justice Statistics series. For a list of all in this series, see the publications page. Additional information is available in the *Federal Justice Statistics, 2011–12* bulletin.

Source: Federal Justice Statistics Program.

Section 1: Federal Law Enforcement and Prosecution

Federal Arrests

TABLE 1.1

Suspects arrested for federal offenses and booked by U.S. Marshals Service, by offense, October 1, 2010–September 30, 2011

Most serious offense	Number	Percent
All offenses	179,309	100%
Violent offenses	3,723	2.1%
Murder	188	0.1
Negligent manslaughter	30	--
Assault	987	0.6
Robbery	1,779	1.0
Sexual abuse	410	0.2
Kidnapping	121	0.1
Threatening communication	145	0.1
Other violent offenses	63	--
Property offenses	16,864	9.4%
Fraudulent	14,824	8.3
Embezzlement	515	0.3
Fraud	13,080	7.3
Forgery	165	0.1
Counterfeiting	1,064	0.6
Other	2,040	1.1
Burglary	90	0.1
Larceny	1,409	0.8
Motor vehicle theft	58	--
Arson and explosives	81	--
Transportation of stolen property	270	0.2
Other property offenses	132	0.1
Drug offenses	30,362	17.0%
Public-order offenses	9,686	5.4%
Regulatory	268	0.2
Antitrust	11	--
Food and drug	77	--
Civil rights	56	--
Other regulatory offenses	124	0.1
Other	9,418	5.3
Tax law violations	1,164	0.7
Bribery	265	0.1
Perjury, contempt, and intimidation	171	0.1
National defense	9	--
Escape	457	0.3
Racketeering and extortion	583	0.3
Gambling	118	0.1
Obscene material	1,650	0.9
Child support recovery	97	0.1
Nonviolent sex offenses	1,471	0.8
Obstruction of justice	629	0.4
Traffic offenses	1,937	1.1
Conspiracy, aiding and abetting, and jurisdictional offenses	133	0.1
Wildlife	143	0.1
Environmental	137	0.1
All other offenses	454	0.3
Weapon offenses	7,633	4.3%
Immigration offenses	83,950	47.0%
Supervision violations	22,646	12.7%
Material witness	3,655	2.0%

Note: In this table, murder includes nonnegligent manslaughter; sexual abuse includes only violent sex offenses; fraud excludes tax fraud; larceny excludes transportation of stolen property; other property offenses excludes fraudulent property offenses and includes destruction of property and trespassing; tax law violations includes tax fraud; obscene material denotes the mail or transport thereof; and all other offenses includes offenses with unclassifiable offense type. Detail may not sum to total due to rounding.

--Less than 0.05%.

Source: Bureau of Justice Statistics, based on data from the U.S. Marshals Service, Justice Detainee Information System, fiscal year 2011.

TABLE 1.2

Suspects arrested for federal offenses and booked by U.S. Marshals Service, by arresting agency, October 1, 2010–September 30, 2011

Arresting agency*	Number	Percent
All agencies	179,309	100%
Department of Agriculture	274	0.2%
Department of Defense	391	0.2%
Department of Homeland Security	101,165	56.4%
Customs and Border Protection	40,987	22.9
Immigration and Customs Enforcement	50,814	28.3
Secret Service	2,270	1.3
Other	7,094	4.0
Department of the Interior	1,218	0.7%
Bureau of Indian Affairs	151	0.1
U.S. Park Police	161	0.1
Other	906	0.5
Department of Justice	69,646	38.8%
Bureau of Alcohol, Tobacco, Firearms and Explosives	6,389	3.6
Drug Enforcement Administration	12,713	7.1
Federal Bureau of Investigation	12,122	6.8
U.S. Marshals Service	37,596	21.0
Other	826	0.5
Department of State	204	0.1
Department of the Treasury	925	0.5%
Federal Judiciary	262	0.1%
U.S. Postal Service	1,523	0.8%
Other	2,737	1.5%
Self-report, subpoena	14	--
State and local law enforcement	1,277	0.7
Other	1,446	0.8

Note: The Homeland Security Act of 2002 took effect in March 2003, establishing Departments of Homeland Security (DHS), and reorganizing several federal agencies into new or different departments. As a result, counts of arrests and bookings by DHS, the Department of Justice, and the Department of the Treasury are not comparable to counts found in 2003 and prior compendia. Detail may not sum to total due to rounding.

-- Less than 0.05%

*The arresting agency may be different from the federal agency that initiated the investigation involving the arrestee.

Source: Bureau of Justice Statistics, based on data from the U.S. Marshals Service, Justice Detainee Information System, fiscal year 2011.

TABLE 1.3

Characteristics of federal arrestees booked by the U.S. Marshals Service, October 1, 2010–September 30, 2011

Arrestee characteristic	Number	Percent
All arrestees	179,309	100%
Sex		
Male	155,923	87.1%
Female	23,076	12.9
Race*		
White	145,558	82.0%
Black/African American	27,302	15.4
American Indian/Alaska Native	2,658	1.5
Asian/Native Hawaiian/Other Pacific Islander	1,951	1.1
Age		
18 or younger	3,982	2.2%
19–20	9,643	5.4
21–30	67,581	37.8
31–40	56,473	31.6
41 or older	41,180	23.0
Citizenship		
U.S. citizen	60,074	39.5%
Non U.S. citizen	92,120	60.5

Note: Detail may not sum to the total number of arrestees due to missing data.

*Hispanic or Latino origin not available.

Source: Bureau of Justice Statistics, based on data from the U.S. Marshals Service, Justice Detainee Information System, fiscal year 2011.

TABLE 1.4**Characteristics of suspects arrested by Drug Enforcement Administration agents, by type of drug, October 1, 2010–September 30, 2011**

Arrestee characteristic	Number arrested	Percent arrested	Drug type					Other or nondrug
			Cocaine powder	Crack cocaine	Marijuana	Methamphetamine	Opiates	
All arrestees	32,124	100%	7,599	2,683	7,676	5,511	3,552	5,103
Sex								
Male	27,013	84.4%	6,724	2,344	6,737	4,393	2,991	3,824
Female	5,002	15.6	853	335	912	1,093	545	1,264
Race								
White	21,236	69.6%	4,836	584	5,471	4,854	2,083	3,408
Black/African American	8,412	27.6	2,296	1,995	1,468	140	1,208	1,305
American Indian/Alaska Native	237	0.8	31	5	74	71	20	36
Asian/Native Hawaiian/Other Pacific Islander	646	2.1	43	26	278	125	21	153
Hispanic/Latino origin								
Hispanic/Latino	14,508	46.5%	4,531	433	3,671	3,149	1,709	1,015
Non-Hispanic/Latino	16,693	53.5	2,899	2,157	3,783	2,247	1,743	3,864
Age								
18 or younger	483	1.5%	68	46	188	64	57	60
19–20	1,324	4.2	208	128	410	203	195	180
21–30	11,623	36.5	2,566	1,060	2,792	2,042	1,342	1,821
31–40	10,284	32.3	2,779	888	2,340	1,752	1,037	1,488
41 or older	8,130	25.5	1,908	539	1,872	1,409	890	1,512

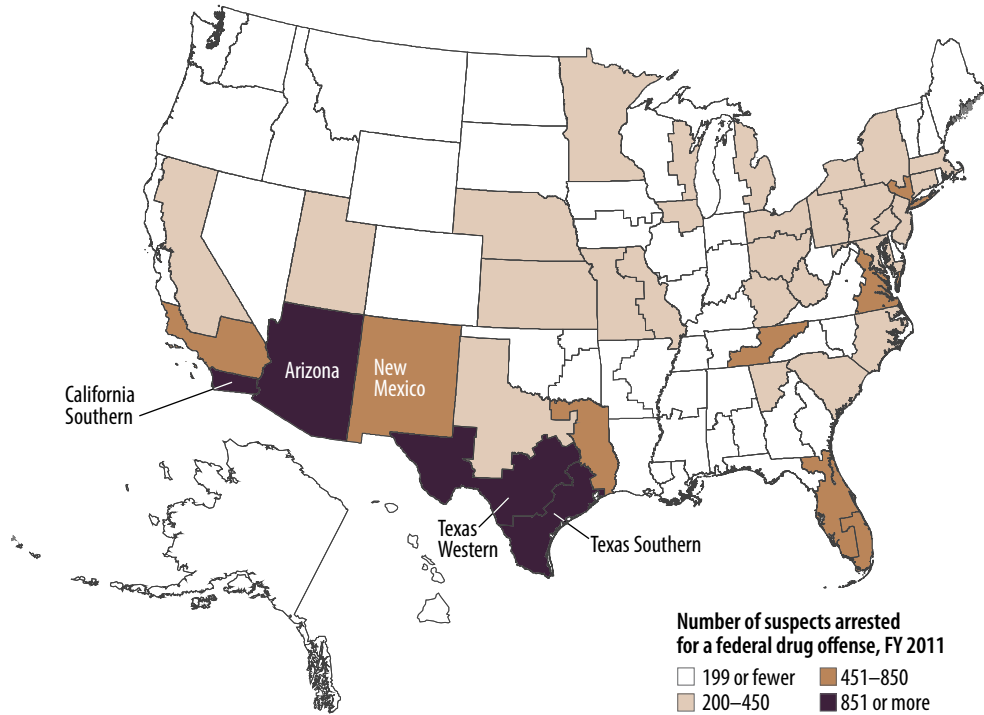
Note: Detail may not sum to the total number of arrestees due to missing data.

Source: Bureau of Justice Statistics, based on data from the Drug Enforcement Administration, Defendant Statistical System, fiscal year 2011.

MAP 1.1

Suspects arrested for a drug offense, by federal judicial district of arrest, October 1, 2010–September 30, 2011

- In 2011, 1 of 3 federal drug arrests occurred in five federal judicial districts along the U.S.-Mexico border.



Not shown on map: District of Columbia (200–450), Puerto Rico (451–850), and Virgin Islands (199 or fewer).

Source: Bureau of Justice Statistics, based on data from the U.S. Marshals Service, Justice Detainee Information System, fiscal year 2011.

TABLE 1.5**Warrants cleared and median days from initiation to clearance, by warrant type, October 1, 2010–September 30, 2011**

Warrant type	Number	Percent	Median days from initiation to clearance
All warrants cleared	219,727	100%	12 days
Federal	88,052	40.1%	13 days
Felony	76,204	34.7	9
Escape	869	0.4	13
Bond violation	3,490	1.6	7
Parole violation	2,096	1.0	32
Probation violation	18,673	8.5	10
DEA related	10,466	4.8	8
Federal agency without arrest power	271	0.1	3
Other federal agency with arrest power	36,102	16.4	7
Other	4,237	1.9	61
Nonfelony	11,848	5.4	353
Traffic	6,886	3.1	388
Misdemeanor	4,962	2.3	282
State or local	131,675	59.9%	11 days

Note: Table includes all warrants handled by the U.S. Marshal Services except those handled by the Drug Enforcement Administration or other federal agency with arrest power. Analysis based on the group of all warrants cleared during fiscal year 2011. Detail may not sum to total due to rounding.

Source: Bureau of Justice Statistics, based on data from the U.S. Marshals Service, Warrant Information Network, fiscal year 2011.

TABLE 1.6**Median days from warrant initiation to clearance, by warrant characteristics, October 1, 2010–September 30, 2011**

Warrant characteristic	Number	Percent	Median days
All warrants cleared during the year	219,727	100%	12 days
Warrant execution type			
Warrants cleared by arrest	187,832	85.5%	8 days
Alcohol, Tobacco, Firearms and Explosives	3,697	1.7	8
Customs and Border Protection	14	--	1
Drug Enforcement Administration	5,306	2.4	5
Federal Bureau of Investigation	6,923	3.2	6
Immigration and Customs Enforcement	49	--	5
U.S. Marshals Service	140,997	64.2	8
Self-surrender	7,599	3.5	15
Other federal	12,726	5.8	5
State/local	10,392	4.7	25
Warrants cleared by other means	31,895	14.5	152
Detainer	10,479	4.8	42
Dismissed	18,950	8.6	374
Other	2,466	1.1	99
Offense			
Violent offenses	30,965	14.1%	8 days
Property offenses	28,991	13.2	9
Fraudulent	12,770	5.8	9
Other	16,221	7.4	10
Drug offenses	38,632	17.6	7
Public-order offenses	35,419	16.2	27
Regulatory	1,140	0.5	36
Other	34,279	15.7	27
Weapon offenses	10,234	4.7	9
Immigration offenses	6,728	3.1	3
Supervision violations	64,699	29.5	19
Material witness	326	0.1	4

Note: Analysis based on the group of all warrants cleared during fiscal year 2011. Detail may not sum to the total due to missing data.

--Less than 0.05%.

Source: Bureau of Justice Statistics, based on data from the U.S. Marshals Service, Warrant Information Network, fiscal year 2011.

Federal Investigations and Prosecutions

TABLE 2.1

Suspects in matters received by U.S. attorneys, by offense, October 1, 2010–September 30, 2011

Most serious offense investigated	Number	Percent ^a
All offenses^b	187,735	100%
Violent offenses	5,520	3.0%
Murder	979	0.5
Assault	1,110	0.6
Robbery	1,561	0.8
Sexual abuse	1,225	0.7
Kidnapping	203	0.1
Threats against the President	442	0.2
Property offenses	26,675	14.5%
Fraudulent	24,541	13.3
Embezzlement	3,907	2.1
Fraud	19,416	10.5
Forgery	877	0.5
Counterfeiting	341	0.2
Other	2,134	1.2
Burglary	31	--
Larceny	779	0.4
Motor vehicle theft	438	0.2
Arson and explosives	429	0.2
Transportation of stolen property	44	--
Other property offenses	413	0.2
Drug offenses	37,346	20.3%
Public-order offenses	22,469	12.2%
Regulatory	5,917	3.2
Agriculture	12	--
Antitrust	28	--
Food and drug	144	0.1
Transportation	202	0.1
Civil rights	759	0.4
Communications	26	--
Customs laws	385	0.2
Postal laws	117	0.1
Other regulatory offenses	4,244	2.3
Other	16,552	9.0
Tax law violations	1,127	0.6
Bribery	326	0.2
Perjury, contempt, and intimidation	369	0.2
National defense	1,150	0.6
Escape	1,363	0.7
Racketeering and extortion	4,123	2.2
Nonviolent sex offenses	3,807	2.1
Gambling	129	0.1
Liquor offenses	33	--
Obscene material	33	--
Traffic offenses	99	0.1
Wildlife	463	0.3
Environmental	15	--
Conspiracy, aiding and abetting, and jurisdictional offenses	2,568	1.4
All other offenses	947	0.5
Weapon offenses	10,777	5.8%
Immigration offenses	81,486	44.2%

Note: In this table, murder includes nonnegligent manslaughter; sexual abuse includes only violent sex offenses; fraud excludes tax fraud; larceny excludes transportation of stolen property; other property offenses excludes fraudulent property offenses and includes destruction of property and trespassing; tax law violations includes tax fraud; obscene material denotes the mail or transport thereof; and all other offenses includes offenses with unclassifiable offense type. Detail may not sum to total due to rounding.

--Less than 0.05%.

^aExcludes matters for which offense was unknown.

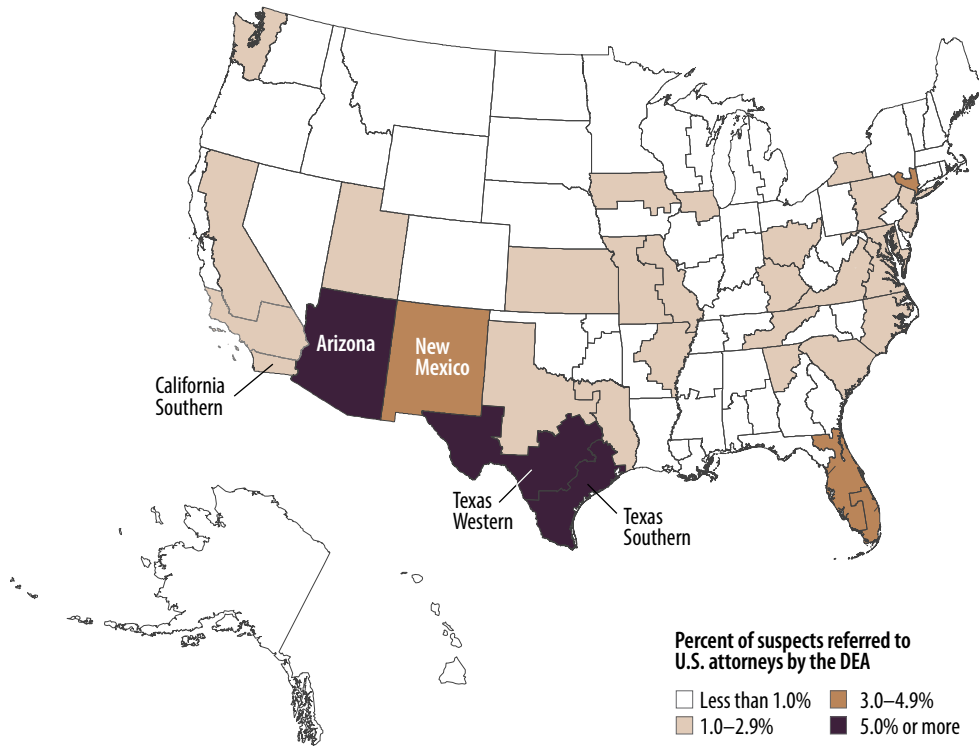
^bIncludes 3,462 suspects for whom an offense category could not be determined.

Source: Bureau of Justice Statistics, based on data from the Executive Office for U.S. Attorneys, National LIONS system file, fiscal year 2011.

MAP 2.1

Suspects in drug matters referred to U.S. attorneys by the Drug Enforcement Administration, by federal judicial district, October 1, 2010–September 30, 2011

- In 2011, 1 in 4 matters referred to U.S. attorneys by the DEA were from 5 federal districts along the U.S.-Mexico border.



Not shown on map: District of Columbia (less than 1.0%), Guam (less than 1.0%), Puerto Rico (1.0–2.9%), and Virgin Islands (less than 1.0%).
Source: Bureau of Justice Statistics, based on data from the Executive Office for U.S. Attorneys, National LIONS database, fiscal year 2011.

TABLE 2.2**Disposition of suspects in matters concluded, by offense, October 1, 2010–September 30, 2011**

Most serious offense investigated	Number	Percent of suspects in criminal matters concluded			
		Total	Prosecuted in U.S. district court	Disposed by U.S. magistrates	Declined
All offenses*	193,534	100%	48.8%	35.5%	15.7%
Violent offenses	5,759	100%	54.8%	9.0%	36.2%
Murder	1,013	100%	46.9	18.9	34.3
Assault	1,157	100%	51.3	11.9	36.7
Robbery	1,690	100%	73.2	6.5	20.3
Sexual abuse	1,188	100%	60.0	4.7	35.3
Kidnapping	220	100%	48.6	10.9	40.5
Threats against the President	491	100%	6.1	0.4	93.5
Property offenses	28,209	100%	51.2%	14.5%	34.4%
Fraudulent	25,880	100%	51.4	14.4	34.2
Embezzlement	3,890	100%	48.3	20.5	31.2
Fraud	20,608	100%	51.1	13.9	35.0
Forgery	962	100%	65.5	5.8	28.7
Counterfeiting	420	100%	60.5	4.0	35.5
Other	2,329	100%	48.6	15.5	35.9
Burglary	40	100%	67.5	2.5	30.0
Larceny	875	100%	53.6	13.9	32.5
Motor vehicle theft	432	100%	46.1	8.3	45.6
Arson and explosives	464	100%	47.0	3.7	49.4
Transportation of stolen property	68	100%	51.5	2.9	45.6
Other property offenses	450	100%	41.1	40.7	18.2
Drug offenses	40,073	100%	75.6%	9.8%	14.6%
Public-order offenses	22,874	100%	41.2%	21.6%	37.3%
Regulatory	5,121	100%	35.9	10.8	53.3
Agriculture	2	100%	^	^	^
Antitrust	22	100%	40.9	--	59.1
Food and drug	148	100%	37.2	12.8	50.0
Transportation	219	100%	47.0	5.9	47.0
Civil rights	917	100%	9.4	0.7	90.0
Communications	29	100%	31.0	13.8	55.2
Customs laws	366	100%	63.4	12.8	23.8
Postal laws	133	100%	54.1	27.1	18.8
Other regulatory offenses	3,285	100%	38.7	13.0	48.3
Other	17,753	100%	42.7	24.7	32.6
Tax law violations	974	100%	61.4	1.6	37.0
Bribery	304	100%	42.4	2.6	54.9
Perjury, contempt, and intimidation	334	100%	39.5	6.6	53.9
National defense	968	100%	24.7	15.9	59.4
Escape	1,686	100%	46.7	32.4	20.9
Racketeering and extortion	3,810	100%	51.3	4.3	44.4
Nonviolent sex offenses	4,205	100%	60.5	5.1	34.4
Gambling	109	100%	42.2	0.9	56.9
Liquor offenses	27	100%	18.5	55.6	25.9
Obscene material	36	100%	55.6	--	44.4
Traffic	132	100%	1.5	97.7	0.8
Wildlife	512	100%	38.3	27.9	33.8
Environmental	13	100%	69.2	15.4	15.4
Conspiracy, aiding and abetting, and jurisdictional offenses	3,705	100%	18.1	77.6	4.3
All other offenses	938	100%	26.4	9.5	64.1
Weapon offenses	11,014	100%	69.1%	3.4%	27.4%
Immigration offenses	83,324	100%	34.5%	64.5%	1.0%

Note: In this table, murder includes nonnegligent manslaughter; sexual abuse includes only violent sex offenses; fraud excludes tax fraud; larceny excludes transportation of stolen property; other property offenses excludes fraudulent property offenses and includes destruction of property and trespassing; tax law violations includes tax fraud; obscene material denotes the mail or transport thereof; and all other offenses includes offenses with unclassifiable offense type. Detail may not sum to total due to rounding.

--Less than 0.05%.

^Too few cases to provide statistically reliable data.

*Includes 2,281 suspects for whom an offense category could not be determined: 821 prosecuted in U.S. district court, 1,059 disposed by U.S. magistrates, and 401 that were declined.

Source: Bureau of Justice Statistics, based on data from the Executive Office for U.S. Attorneys, National LIONS system file, fiscal year 2011.

TABLE 2.3**Reasons U.S. attorneys declined to prosecute suspects in criminal matters, October 1, 2010–September 30, 2011**

Reason for declination	Number	Percent ^a
Total declinations^b	30,412	100%
No crime	8,274	27.7%
No true bill returned	22	0.1
No federal offense	1,314	4.4
Lack of criminal intent	6,938	23.2
Referred or handled in other prosecution	5,611	18.8%
Removed	1,367	4.6
Prosecuted on other charges	967	3.2
Prosecuted by other authorities	3,277	11.0
Alternative resolution	678	2.3%
Restitution	70	0.2
Civil or administrative alternative	310	1.0
Pretrial diversion	298	1.0
Suspect-related reasons	752	2.5%
Suspect serving sentence	73	0.2
No known suspect	358	1.2
Suspect a fugitive	55	0.2
Suspect deceased	202	0.7
Suspect deported	64	0.2
Case-related reasons	7,611	25.5%
Stale case	404	1.4
Weak evidence	6,530	21.8
Statute of limitations exceeded	165	0.6
Jurisdiction or venue problems	276	0.9
Witness problems	236	0.8
All other reasons	6,975	23.3%
Minimal federal interest	1,073	3.6
Petite policy	173	0.6
Lack of resources	806	2.7
Department of Justice policy	280	0.9
U.S. attorney policy	583	1.9
Agency request	3,830	12.8
Juvenile suspect	70	0.2
Offender's health, age, prior record, or other personal circumstances	69	0.2
Suspect's cooperation	91	0.3
Suspect's cooperation	164	0.5

Note: Detail may not sum to total due to rounding.

^aPercent based on suspects for whom a reason for declination could be determined.

^bIncludes 511 suspects for whom a reason for declination could not be determined.

Source: Bureau of Justice Statistics, based on data from the Executive Office for U.S. Attorneys, National LIONS system file, fiscal year 2011.

Section 2: Federal Pretrial, Adjudication, Sentencing, and Appeals

Federal Pretrial

TABLE 3.1

Defendants released at initial hearing or detention hearing, by offense, October 1, 2010–September 30, 2011

Most serious offense charged	All defendants	Released defendants	
		Number	Percent
All offenses*	107,162	35,285	32.9%
Violent offenses	3,016	758	25.1%
Murder	265	67	25.3
Negligent manslaughter	0	0	...
Assault	793	347	43.8
Robbery	1,061	141	13.3
Sexual abuse	742	183	24.7
Kidnapping	128	17	13.3
Threats against the President	27	3	11.1
Property offenses	16,683	11,205	67.2%
Fraudulent	14,242	9,524	66.9
Embezzlement	615	594	96.6
Fraud	12,671	8,331	65.7
Forgery	34	29	85.3
Counterfeiting	922	570	61.8
Other	2,441	1,681	68.9
Burglary	57	22	38.6
Larceny	1,883	1,373	72.9
Motor vehicle theft	91	18	19.8
Arson and explosives	148	82	55.4
Transportation of stolen property	150	96	64.0
Other property offenses	112	90	80.4
Drug offenses	30,715	10,039	32.7%
Trafficking	24,230	7,628	31.5
Possession and other drug offenses	6,485	2,411	37.2
Public-order offenses	8,288	4,580	55.3%
Regulatory	1,254	818	65.2
Agriculture	1	1	100.0
Antitrust	19	18	94.7
Food and drug	45	41	91.1
Transportation	181	108	59.7
Civil rights	66	53	80.3
Communications	26	11	42.3
Customs laws	197	106	53.8
Postal laws	110	104	94.5
Other regulatory offenses	609	376	61.7
Other	7,034	3,762	53.5
Tax law violations	526	503	95.6
Bribery	132	119	90.2
Perjury, contempt, and intimidation	184	115	62.5
National defense	155	66	42.6
Escape	533	74	13.9
Racketeering and extortion	1,413	458	32.4
Gambling	14	13	92.9
Liquor offenses	12	12	100.0
Nonviolent sex offenses	2,650	1,228	46.3
Obscene material	20	12	60.0
Traffic offenses	883	827	93.7
Wildlife	122	120	98.4
Environmental	45	43	95.6
All other offenses	345	172	49.9
Weapon offenses	7,216	1,903	26.4%
Immigration offenses	40,647	6,485	16.0%

Note: Released defendants include some defendants who were detained at some time prior to trial and defendants for whom release status data were unavailable. Percentages in these tables are not directly comparable to those in 1993 and prior compendia. In this table, murder includes nonnegligent manslaughter; sexual abuse includes only violent sex offenses; fraud excludes tax fraud; larceny excludes transportation of stolen property; other property offenses excludes fraudulent property offenses and includes destruction of property and trespassing; tax law violations includes tax fraud; obscene material denotes the mail or transport thereof; and all other offenses includes unclassifiable offenses.

...No cases of this type occurred in the data.

*Includes 597 defendants for whom an offense category could not be determined.

Source: Administrative Office of the U.S. Courts, Pretrial Services Act Information System, fiscal year 2011.

TABLE 3.2**Defendants released at any time prior to case disposition, by defendant characteristics, October 1, 2010–September 30, 2011**

Defendant characteristic	All defendants	Released defendants	
		Number released	Percent
All defendants^a	104,064	37,402	35.9%
Sex			
Male	89,937	28,492	31.7%
Female	14,057	8,873	63.1%
Race			
White	81,645	27,339	33.5%
Black/African American	17,959	7,606	42.4%
American Indian/Alaska Native	1,556	804	51.7%
Asian/Native Hawaiian/Other Pacific Islander	1,537	1,011	65.8%
Hispanic/Latino origin			
Hispanic/Latino	63,017	14,919	23.7%
Non-Hispanic/Latino	39,980	21,941	54.9%
Citizenship status			
U.S. citizen	49,287	27,506	55.8%
Legal alien	4,269	1,845	43.2%
Illegal alien	49,243	7,605	15.4%
Age			
18 or younger	943	305	32.3%
19–20	4,009	1,396	34.8%
21–30	36,743	11,254	30.6%
31–40	34,182	10,869	31.8%
41 or older	28,045	13,528	48.2%
Education			
Less than high school graduate	29,628	12,483	42.1%
High school graduate	23,879	13,147	55.1%
Some college	1,397	1,024	73.3%
College graduate	4,764	3,764	79.0%
Marital status			
Never married	32,301	13,128	40.6%
Divorced/separated	11,073	6,132	55.4%
Married	21,660	11,949	55.2%
Common law	7,530	3,618	48.0%
Other	31,481	2,562	8.1%
Employment status at arrest			
Unemployed	31,511	15,763	50.0%
Employed	23,088	16,573	71.8%
Criminal record			
No conviction or arrest ^b	41,521	18,235	43.9%
Misdemeanor conviction only	20,169	7,646	37.9%
Felony conviction			
Nonviolent	25,766	7,792	30.2%
Violent	16,608	3,729	22.5%
Number of prior convictions			
1	16,871	5,581	33.1%
2 to 4	25,393	8,015	31.6%
5 or more	20,279	5,571	27.5%
Court appearance history			
No prior arrests	29,131	13,445	46.2%
Failure to appear			
None	59,481	19,349	32.5%
1	6,713	2,187	32.6%
2 or more	8,739	2,421	27.7%
Drug abuse			
No known abuse	12,867	9,081	70.6%
Drug history	38,865	19,503	50.2%

Note: Released defendants include some defendants who were also detained prior to trial. Total also includes defendants for whom release status data were unavailable. Detail may not sum to total due to rounding.

^aIncludes defendants for whom characteristics could not be determined.

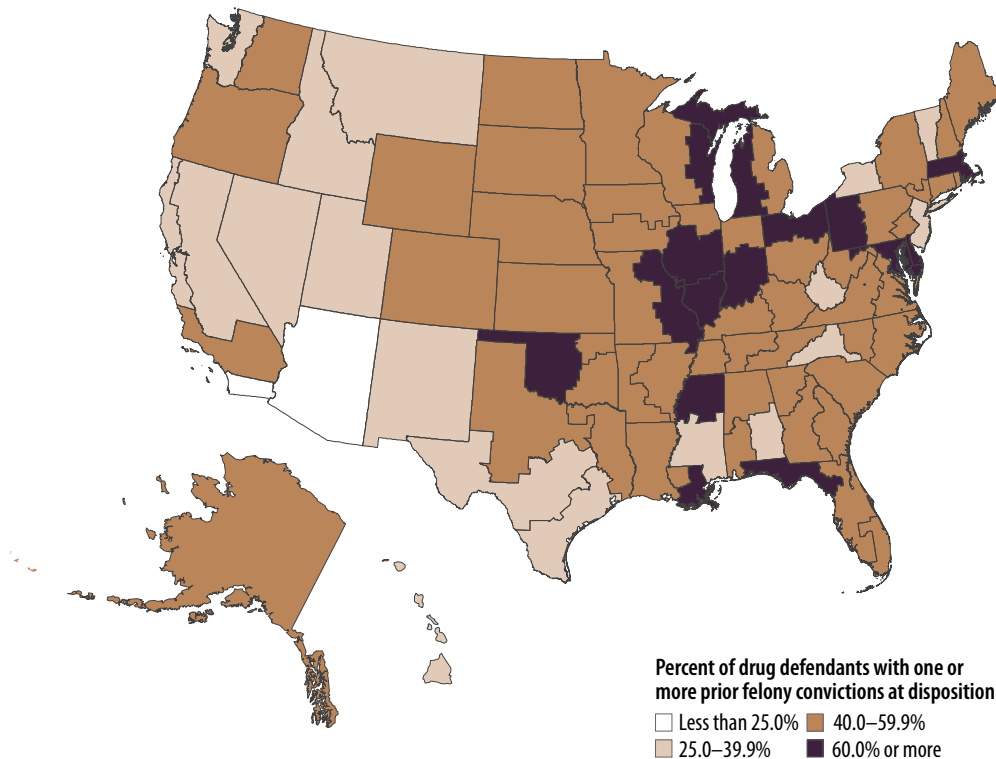
^bIncludes only defendants whose Pretrial Services Agency records explicitly show no prior arrest or conviction.

Source: Bureau of Justice Statistics, based on data from the Administrative Office of the U.S. Courts, Pretrial Services Act Information System, fiscal year 2011.

MAP 3.1

Drug defendants with a prior felony conviction at case disposition, by federal judicial district, October 1, 2010–September 30, 2011

- In 2011, 60% or more of drug defendants adjudicated in 12 federal districts had one or more prior felony convictions.



Not shown on map: Guam (less than 25.0%), Puerto Rico (25.0–39.9%), and Virgin Islands (less than 25.0%). The District of Columbia is not reported in the Pretrial Services Agency (PSA) data. Detail may not sum to total due to rounding.

Source: Bureau of Justice Statistics, based on data from the U.S. Office of Probation and Pretrial Services, PACTS database, fiscal year 2011.

TABLE 3.3

Behavior of federal defendants released to the community pending trial, by offense, October 1, 2010–September 30, 2011

Most serious offense charged	Number of released defendants	Percent of released defendants who had—				
		No violation	At least one violation	Failure to appear	Technical violations of bail conditions	Release revoked
All offenses*	37,402	84.0%	16.0%	1.0%	14.5%	8.3%
Violent offenses	908	74.9%	25.1%	1.0%	23.8%	16.1%
Property offenses	10,532	87.3%	12.7%	0.9%	11.0%	5.8%
Fraudulent offenses	8,730	87.9	12.1	0.8	10.4	5.6
Other property offenses	1,802	84.2	15.8	1.1	14.3	6.9
Drug offenses	10,960	74.1%	25.9%	1.6%	23.7%	13.6%
Public-order offenses	4,764	86.8%	13.2%	0.8%	12.0%	6.1%
Regulatory offenses	925	87.8	12.2	1.7	10.6	5.1
Other public-order offenses	3,839	86.6	13.4	0.5	12.3	6.3
Weapon offenses	2,116	68.4%	31.6%	1.2%	28.5%	18.9%
Immigration offenses	7,784	96.9%	3.1%	0.4%	2.8%	2.0%

Note: Data describe defendants whose pretrial services were terminated during fiscal year 2011. Defendants with more than one type of violation appear in more than one column. Not all violations resulted in revocation.

*Includes 276 defendants for whom an offense category could not be determined.

Source: Bureau of Justice Statistics, based on data from the Administrative Office of the U.S. Courts, Pretrial Services Act Information System, fiscal year 2011.

Federal Case Filings and Adjudication

TABLE 4.1
Defendants in criminal cases commenced, by offense, October 1, 2010–September 30, 2011

Most serious offense charged	Number	Percent
All offenses	103,021	100%
Felonies	90,326	88.2%
Violent offenses	2,928	2.9
Murder	136	0.1
Assault	738	0.7
Robbery	998	1.0
Sexual abuse	889	0.9
Kidnapping	143	0.1
Threats against the President	24	--
Property offenses	14,125	13.8
Fraudulent	12,392	12.1
Embezzlement	546	0.5
Fraud	10,831	10.6
Forgery	28	--
Counterfeiting	987	1.0
Other	1,733	1.7
Burglary	48	--
Larceny	1,219	1.2
Motor vehicle theft	26	--
Arson and explosives	196	0.2
Transportation of stolen property	161	0.2
Other property offenses	83	0.1
Drug offenses	30,593	29.9
Trafficking	30,526	29.8
Possession and other drug offenses	67	0.1
Public-order offenses	6,859	6.7
Regulatory	958	0.9
Agriculture	2	--
Antitrust	49	--
Food and drug	43	--
Transportation	102	0.1
Civil rights	51	--
Communications	57	0.1
Customs laws	106	0.1
Postal laws	25	--
Regulatory offenses	523	0.5
Other	5,901	5.8
Tax law violations	530	0.5
Bribery	140	0.1
Perjury, contempt, and intimidation	362	0.4
National defense	114	0.1
Escape	532	0.5
Racketeering and extortion	1,900	1.9
Gambling	77	0.1
Nonviolent sex offenses	2,000	2.0
Obscene material	3	--
Traffic offenses	12	--
Wildlife	70	0.1
Environmental	33	--
All other felonies	128	0.1
Weapon offenses	8,103	7.9
Immigration offenses	27,718	27.1
Misdemeanors	12,068	11.8%
Fraudulent property offenses	2,201	2.1
Larceny	1,173	1.1
Drug possession	1,634	1.6
Immigration offenses	399	0.4
Traffic offenses	4,337	4.2
Other misdemeanors	2,324	2.3

Note: In this table, murder includes nonnegligent manslaughter; sexual abuse includes only violent sex offenses; fraud excludes tax fraud; larceny excludes transportation of stolen property; other property offenses excludes fraudulent property offenses and includes destruction of property and trespassing; tax law violations includes tax fraud; obscene material denotes the mail or transport thereof; all other felonies includes felonies with unclassifiable offense type; misdemeanors includes misdemeanors, petty offenses, and unknown offense levels; and drug possession also includes other drug misdemeanors. Detail may not sum to total due to rounding. Total includes 627 records where offense type was missing.

--Less than 0.05%.

Source: Bureau of Justice Statistics, based on data from the Administrative Office of the U.S. Courts, criminal master file, fiscal year 2011.

TABLE 4.2
Disposition of criminal cases terminated, by offense, October 1, 2010–September 30, 2011

Most serious offense charged	Total	Percent convicted	Number of defendants in criminal cases terminated during 2011 who were—								
			Convicted				Not convicted				
			Total	Guilty plea	Nolo contendere	Jury trial	Nonjury trial	Total	Dismissed	Jury trial*	Nonjury trial
All offenses	101,500	90.9%	92,240	89,729	189	2,100	222	9,260	8,841	289	130
Felonies	89,342	93.6%	83,590	81,341	53	2,064	132	5,752	5,406	281	65
Violent offenses	2,832	91.6	2,595	2,398	3	180	14	237	200	32	5
Murder	157	87.9	138	110	0	27	1	19	16	3	0
Assault	714	87.4	624	570	1	47	6	90	73	14	3
Robbery	1,135	95.8	1,087	1,040	1	45	1	48	46	2	0
Sexual abuse	661	91.7	606	552	1	47	6	55	40	13	2
Kidnapping	137	89.1	122	108	0	14	0	15	15	0	0
Threats against the President	28	64.3	18	18	0	0	0	10	10	0	0
Property offenses	12,952	91.7	11,882	11,417	7	432	26	1,070	989	64	17
Fraudulent	11,058	92.5	10,232	9,821	7	380	24	826	755	57	14
Embezzlement	534	93.3	498	479	0	17	2	36	31	4	1
Fraud	9,439	92.4	8,722	8,355	7	341	19	717	652	52	13
Forgery	39	92.3	36	35	0	0	1	3	3	0	0
Counterfeiting	1,046	93.3	976	952	0	22	2	70	69	1	0
Other	1,894	87.1	1,650	1,596	0	52	2	244	234	7	3
Burglary	61	91.8	56	54	0	2	0	5	4	1	0
Larceny	1,286	85.8	1,104	1,085	0	19	0	182	180	1	1
Motor vehicle theft	50	78.0	39	36	0	3	0	11	11	0	0
Arson and explosives	245	89.0	218	197	0	20	1	27	22	3	2
Transportation of stolen property	156	94.2	147	143	0	3	1	9	9	0	0
Other property offenses	96	89.6	86	81	0	5	0	10	8	2	0
Drug offenses	29,565	92.4	27,319	26,585	15	686	33	2,246	2,165	69	12
Trafficking	29,488	92.4	27,251	26,518	15	685	33	2,237	2,156	69	12
Possession and other drug offenses	77	88.3	68	67	0	1	0	9	9	0	0
Public-order offenses	6,762	89.2	6,031	5,669	9	341	12	731	660	53	18
Regulatory	979	87.7	859	801	0	54	4	120	100	15	5
Agriculture	5	100.0	5	5	0	0	0	0	0	0	0
Antitrust	5	100.0	5	5	0	0	0	0	0	0	0
Food and drug	17	100.0	17	17	0	0	0	0	0	0	0
Transportation	20	100.0	20	20	0	0	0	0	0	0	0
Civil rights	139	87.8	122	111	0	9	2	17	12	5	0
Communications	75	68.0	51	32	0	17	2	24	14	7	3
Customs laws	61	96.7	59	56	0	3	0	2	2	0	0
Postal laws	100	88.0	88	87	0	1	0	12	12	0	0
Other regulatory offenses	21	81.0	17	16	0	1	0	4	3	0	1
Other	541	88.7	480	457	0	23	0	61	57	3	1
Tax law violations	5,783	89.4	5,172	4,868	9	287	8	611	560	38	13
Bribery	598	94.1	563	527	1	35	0	35	28	7	0
Perjury, contempt, and intimidation	179	84.9	152	142	0	10	0	27	23	3	1
National defense	320	87.5	280	240	0	40	0	40	29	9	2
Escape	88	78.4	69	62	0	7	0	19	19	0	0
Racketeering and extortion	630	83.7	527	521	0	6	0	103	100	1	2
Gambling	1,725	85.3	1,472	1,341	5	125	1	253	235	14	4
Liquor offenses	62	95.2	59	58	1	0	0	3	3	0	0
Nonviolent sex offenses	1,892	94.8	1,794	1,735	2	50	7	98	91	3	4
Obscene material	11	100.0	11	8	0	3	0	0	0	0	0
Traffic offenses	18	100.0	18	17	0	1	0	0	0	0	0
Wildlife	68	91.2	62	54	0	8	0	6	6	0	0
Environmental	46	89.1	41	41	0	0	0	5	5	0	0
All other felonies	146	84.9	124	122	0	2	0	22	21	1	0
Weapon offenses	8,116	92.2	7,487	7,118	4	342	23	629	565	55	9
Immigration offenses	29,115	97.1	28,276	28,154	15	83	24	839	827	8	4
Misdemeanors	11,750	70.4%	8,276	8,022	136	29	89	3,474	3,404	6	64
Fraudulent property offenses	2,181	97.1	2,118	2,111	5	1	1	63	63	0	0
Larceny	1,191	47.1	561	538	13	2	8	630	620	1	9
Drug possession	1,509	67.2	1,014	1,001	9	1	3	495	485	0	10
Immigration offenses	382	94.8	362	360	0	0	2	20	20	0	0
Traffic offenses	4,118	70.0	2,884	2,763	68	6	47	1,234	1,200	2	32
Other misdemeanors	2,369	56.4	1,337	1,249	41	19	28	1,032	1,016	3	13
Unknown or indeterminable offenses	408	91.7	374	366	0	7	1	34	31	2	1

Note: In this table, murder includes nonnegligent manslaughter; fraud excludes tax fraud; sexual abuse includes only violent sex offenses; larceny excludes transporting stolen property; other property offenses excludes fraudulent property offenses and includes destruction of property and trespassing; tax law violations includes tax fraud; obscene material denotes the mail or transport thereof; all other felonies includes felonies with unclassifiable offense type; misdemeanors includes misdemeanors, petty offenses, and unknown offense levels; and drug possession includes other drug misdemeanors.

^Too few cases to provide statistically reliable data.

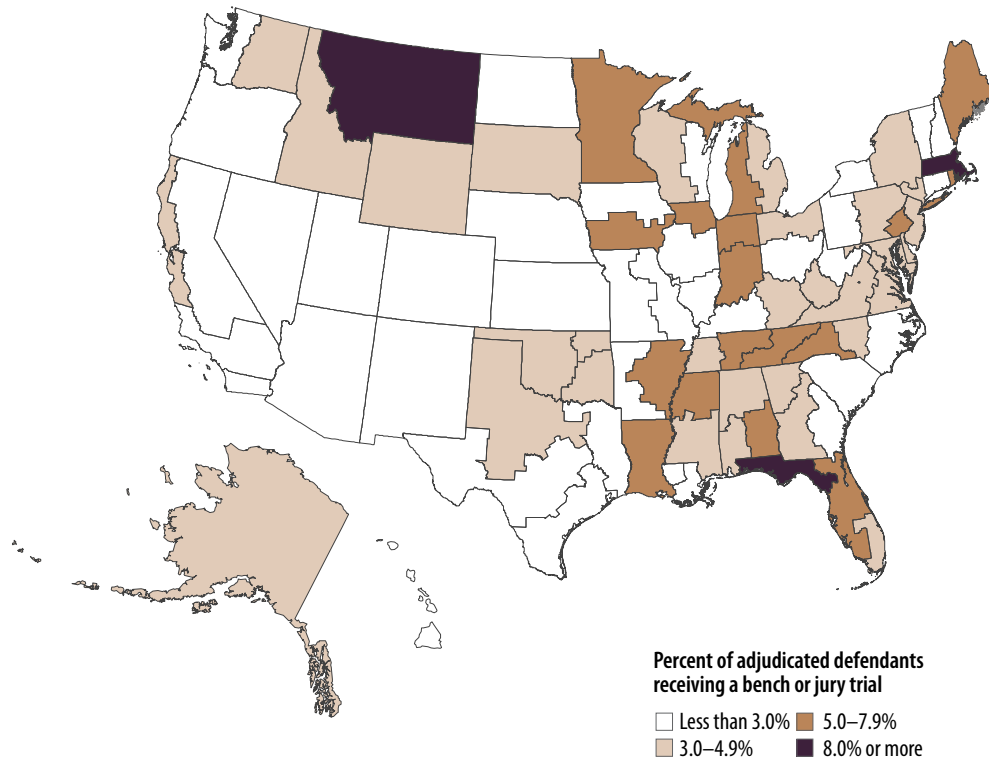
*Includes mistrials.

Source: Bureau of Justice Statistics, based on data from the Administrative Office of the U.S. Courts, criminal master file, fiscal year 2011.

MAP 4.1

Adjudicated defendants receiving a bench or jury trial, by federal judicial district, October 1, 2010–September 30, 2011

■ In 2011, 2.7% of adjudicated defendants received a bench or jury trial; trial rates ranged from less than 1% to 16% across districts.



Not shown on map: Guam (5.0–7.9%), Puerto Rico (less than 3.0%), Virgin Islands (8.0% or more), and Northern Mariana Islands (5.0–7.9%).
Source: Bureau of Justice Statistics, based on data from the Administrative Office of the U.S. Courts, criminal master file, fiscal year 2011.

TABLE 4.3
Criminal cases disposed by U.S. magistrates, October 1, 2010–September 30, 2011

Most serious offense charged	Total	Convicted	Not convicted	Percent convicted
All offenses	11,434	8,109	3,325	70.9%
Violent offenses*	327	191	136	58.4%
Assault	324	188	136	58.0
Robbery	2	2	0	100.0
Property offenses	3,550	2,782	768	78.4%
Fraudulent	2,183	2,127	56	97.4
Embezzlement	39	37	2	94.9
Fraud	2,133	2,081	52	97.6
Forgery	4	2	2	^
Other	1,367	655	712	47.9
Burglary	6	6	0	100.0
Larceny	1,156	538	618	46.5
Arson and explosives	5	5	0	100.0
Other property offenses	199	105	94	52.8
Drug offenses	1,505	1,019	486	67.7%
Trafficking	115	74	41	64.3
Possession and other drug offenses	1,375	936	439	68.1
Other drug offenses	15	9	6	60.0
Public-order offenses	5,558	3,689	1,869	66.4%
Regulatory	351	249	102	70.9
Food and drug	23	21	2	91.3
Transportation	28	27	1	96.4
Civil rights	7	5	2	^
Communications	5	5	0	100.0
Customs laws	10	10	0	100.0
Postal laws	84	81	3	96.4
Other regulatory offenses	194	100	94	51.5
Other	5,207	3,440	1,767	66.1
Tax law violations	38	37	1	97.4
Bribery	5	5	0	100.0
Perjury, contempt, and intimidation	9	7	2	^
National defense	95	47	48	49.5
Escape	38	21	17	55.3
Racketeering and extortion	20	6	14	30.0
Gambling	4	4	0	100.0
Nonviolent sex offenses	5	4	1	^
Wildlife	273	226	47	82.8
Environmental	6	3	3	^
Traffic offenses	4,052	2,832	1,220	69.9
Liquor offenses	15	15	0	100.0
All other offenses	647	233	414	36.0
Weapon offenses	75	24	51	32.0%
Immigration offenses	419	404	15	96.4%

Note: In this table sexual abuse includes only violent sex offenses; fraud excludes tax fraud; larceny excludes transportation of stolen property; other property offenses excludes fraudulent property offenses and includes destruction of property and trespassing; tax law violations includes tax fraud; and all other offenses includes offenses with an unclassifiable offense type.

^Too few cases to obtain statistically reliable data.

*May include some nonviolent offenses.

Source: Bureau of Justice Statistics, based on data from the Administrative Office of the U.S. Courts, criminal master file, fiscal year 2011.

TABLE 4.4
Characteristics of convicted offenders, October 1, 2010–
September 30, 2011

Offender characteristic	Number	Percent
All offenders*	92,240	100%
Sex		
Male	72,944	86.5%
Female	11,354	13.5
Race		
White	63,165	77.0%
Black/African American	15,930	19.4
American Indian/Alaska Native	1,293	1.6
Asian/Native Hawaiian/Other Pacific Islander	1,454	1.8
Other	241	0.3
Hispanic/Latino origin		
Hispanic/Latino	47,455	58.4%
Non-Hispanic/Latino	33,766	41.6
Age		
18 or younger	446	0.5%
19–20	2,837	3.4
21–30	28,585	34.4
31–40	27,854	33.5
41 or older	23,469	28.2
Citizenship		
U.S. citizen	43,120	51.7%
Non U.S. citizen	40,325	48.3
Education		
Less than high school graduate	37,613	51.1%
High school graduate	21,320	28.9
Some college	10,608	14.4
College graduate	4,131	5.6
Criminal record		
No convictions	27,118	32.0%
Prior adult convictions	57,638	68.0

*Includes offenders for whom some characteristics could not be determined. Detail may not sum to total due to rounding.

Source: Bureau of Justice Statistics, based on data from the Administrative Office of the U.S. Courts, criminal master file, fiscal year 2011.

Federal Sentencing

TABLE 5.1
Offenders sentenced in criminal cases terminated, by offense, October 1–September 30, 2011

Most serious offense of conviction	Total offenders sentenced ^a	Percent of offenders convicted and sentenced to—			
		Total	Incarceration ^b	Probation ^c	Fine only
All offenses^d	92,240	100%	75.9%	10.8%	3.0%
Felonies	82,804	100%	81.1%	8.4%	0.3%
Violent offenses	2,461	100%	92.5	4.3	0.1
Murder	123	100%	91.9	4.1	...
Assault	610	100%	82.8	11.0	0.3
Robbery	1,128	100%	96.2	1.7	...
Sexual abuse	491	100%	95.7	2.6	...
Kidnapping	90	100%	98.9
Threats against the President	19	100%	78.9	5.3	...
Property offenses	11,638	100%	61.6	26.3	0.6
Fraudulent	10,208	100%	63.4	23.7	0.6
Embezzlement	454	100%	46.3	43.4	0.9
Fraud	8,878	100%	64.0	22.4	0.7
Forgery	47	100%	29.8	68.1	...
Counterfeiting	829	100%	68.2	24.1	0.1
Other	1,430	100%	49.2	45.3	0.3
Burglary	42	100%	83.3	19.0	0.0
Larceny	1,001	100%	38.5	56.8	0.1
Motor vehicle theft	30	100%	73.3	20.0	...
Arson and explosives	167	100%	79.0	13.2	...
Transportation of stolen property	114	100%	67.5	22.8	1.8
Other property offenses	76	100%	69.7	22.4	2.6
Drug offenses	26,392	100%	90.0	4.4	0.3
Trafficking	26,305	100%	90.1	4.4	0.3
Possession and other drug offenses	87	100%	50.6	26.4	4.6
Public-order offenses	6,532	100%	75.8	17.4	0.9
Regulatory	866	100%	53.1	31.5	3.5
Agriculture	6	100%	^	^	^
Antitrust	17	100%	35.3	23.5	35.3
Food and drug	25	100%	24.0	48.0	20.0
Transportation	119	100%	44.5	45.4	1.7
Civil rights	51	100%	78.4	15.7	...
Communications	48	100%	43.8	45.8	2.1
Customs laws	106	100%	60.4	24.5	1.9
Postal laws	29	100%	13.8	82.8	0.0
Other regulatory offenses	465	100%	56.6	26.0	3.0
Other	5,666	100%	79.3	15.2	0.5
Tax law violations	568	100%	61.8	35.4	0.5
Bribery	142	100%	72.5	23.2	1.4
Perjury, contempt, and intimidation	231	100%	71.9	22.5	0.4
National defense	62	100%	74.2	19.4	0.0
Escape	807	100%	64.7	26.0	0.6
Racketeering and extortion	1,655	100%	83.0	9.1	0.5
Gambling	68	100%	25.0	66.2	0.0
Nonviolent sex offenses	1,886	100%	95.8	1.9	0.2
Obscene material	11	100%	72.7	18.2	...
Traffic offenses	16	100%	68.8	25.0	...
Wildlife	51	100%	45.1	51.0	2.0
Environmental	44	100%	25.0	68.2	2.3
All other felonies	125	100%	42.4	48.8	0.8
Weapon offenses	7,460	100%	91.5	5.0	0.2
Immigration offenses	28,321	100%	78.3	3.9	0.1
Misdemeanors	9,064	100%	28.5%	33.0%	28.0%
Fraudulent property offenses	2,210	100%	66.7	9.6	1.4
Larceny	605	100%	9.8	67.4	19.0
Drug possession	1,022	100%	41.9	45.6	6.0
Immigration offenses	693	100%	44.2	16.7	2.2
Traffic offenses	2,962	100%	3.8	35.4	60.1
Other misdemeanors	1,572	100%	13.2	47.1	34.2

Note: In this table murder includes nonnegligent manslaughter; sexual abuse includes only violent sex offenses; fraud excludes tax fraud; larceny excludes transportation of stolen property; other property offenses excludes fraudulent property offense and includes destruction of property and trespassing; tax law violations includes tax fraud; obscene material denotes the mail or transport thereof; all other felonies includes felonies with unclassifiable offense type; misdemeanors includes misdemeanors, petty offenses, and unknown offense levels; and drug possession includes other drug misdemeanors. Detail may not sum to total due to rounding. Total includes 372 records where offense type was missing.

^aToo few cases to obtain statistically reliable data.

... No cases of this type occurred in the data.

^bIncludes offenders receiving incarceration, probation, split or mixed sentences, and fines. Not represented in the percentage columns, but included in the totals, are offenders receiving deportation, suspended sentences, sealed sentences, imprisonment of 4 days or less, and no sentences.

^cAll sentences to incarceration, including split, mixed, life, and indeterminate.

^dIncludes offenders with split and mixed sentences.

^eIncludes offenders whose sentence could not be determined.

Source: Bureau of Justice Statistics, based on data from the Administrative Office of the U.S. Courts, criminal master file, fiscal year 2011.

TABLE 5.2
Type and length of federal sentences imposed, by offense, October 1, 2010–September 30, 2011

Most serious offense of conviction	Total ^a	Type of sentence			Average sentence length	
		Incarceration ^b	Probation ^b	Fine only	Incarceration ^c	Probation ^c
All offenses^d	92,240	70,049	9,974	2,796	52.9 mo.	34.7 mo.
Felonies	82,804	67,131	6,965	256	54.9 mo.	41.2 mo.
Violent offenses	2,461	2,277	105	2	116.7	43.7
Murder	123	113	5	0	136.3	^
Assault	610	505	67	2	47.9	40.1
Robbery	1,128	1,085	19	0	104.4	42.7
Sexual abuse	491	470	13	0	209.4	67.0
Kidnapping	90	89	0	0	176.5	...
Threats against the President	19	15	1	0	36.8	^
Property offenses	11,638	7,174	3,066	70	33.8	39.5
Fraudulent	10,208	6,470	2,418	65	33.7	38.6
Embezzlement	454	210	197	4	25.1	37.8
Fraud	8,878	5,681	1,989	60	34.7	38.7
Forgery	47	14	32	0	24.4	40.9
Counterfeiting	829	565	200	1	26.6	38.6
Other	1,430	704	648	5	35.3	42.7
Burglary	42	35	8	0	21.1	^
Larceny	1,001	385	569	1	19.8	42.8
Motor vehicle theft	30	22	6	0	23.3	^
Arson and explosives	167	132	22	0	91.3	42.5
Transportation of stolen property	114	77	26	2	34.6	46.6
Other property offenses	76	53	17	2	25.8	39.2
Drug offenses	26,392	23,741	1,171	78	75.5	43.0
Trafficking	26,305	23,697	1,148	74	75.6	43.3
Possession and other drug offenses	87	44	23	4	35.0	27.8
Public-order offenses	6,532	4,951	1,134	56	70.7	38.7
Regulatory	866	460	273	30	38.5	36.8
Agriculture	6	3	2	0	^	^
Antitrust	17	6	4	6	^	^
Food and drug	25	6	12	5	^	36.0
Transportation	119	53	54	2	41.4	48.4
Civil rights	51	40	8	0	105.5	^
Communications	48	21	22	1	24.8	41.5
Customs laws	106	64	26	2	28.8	31.4
Postal laws	29	4	24	0	^	26.0
Other regulatory offenses	465	263	121	14	32.0	34.3
Other	5,666	4,491	861	26	74.0	39.3
Tax law violations	568	351	201	3	25.4	41.3
Bribery	142	103	33	2	37.5	40.2
Perjury, contempt, and intimidation	231	166	52	1	56.8	41.3
National defense	62	46	12	0	120.4	36.0
Escape	807	522	210	5	19.5	34.6
Racketeering and extortion	1,655	1,374	150	8	79.3	43.0
Gambling	68	17	45	0	13.6	27.2
Nonviolent sex offenses	1,886	1,806	35	4	101.0	54.2
Obscene material	11	8	2	0	^	^
Traffic offenses	16	11	4	0	30.6	^
Wildlife	51	23	26	1	13.3	34.7
Environmental	44	11	30	1	22.4	31.4
All other felonies	125	53	61	1	25.5	44.3
Weapon offenses	7,460	6,825	372	18	83.9	37.9
Immigration offenses	28,321	22,163	1,117	32	21.0	47.4
Misdemeanors	9,064	2,587	2,993	2,538	4.1 mo.	19.4 mo.
Fraudulent property offense	2,210	1,474	212	30	2.7	26.4
Larceny	605	59	408	115	4.7	21.2
Drug possession	1,022	428	466	61	7.6	16.0
Immigration offenses	693	306	116	15	4.3	37.6
Traffic offenses	2,962	112	1,050	1,780	2.8	15.3
Other misdemeanors	1,572	208	741	537	7.2	21.7

Note: In this table, murder includes nonnegligent manslaughter; sexual abuse includes only violent sex offenses; fraud excludes tax fraud; larceny excludes transportation of stolen property; other property offenses excludes fraudulent property offenses and includes destruction of property and trespassing; tax law violations includes tax fraud; obscene material denotes the mail or transport thereof; all other felonies^d includes felonies with unclassifiable offense type; misdemeanors includes misdemeanors, petty offenses, and unknown offense levels; and drug possession includes other drug misdemeanors. Total includes 372 records where offense type was missing.

^aToo few cases to obtain statistically reliable data.

...No cases of this type occurred in the data.

^bThe sum of individual sentences may exceed the total because split and mixed sentences are counted in incarceration and probation; or the sum may be lower than the total, which includes offenders receiving deportation, suspended sentences, sealed sentences, or imprisonment of 4 days or less.

^cSentences to incarceration include split, mixed, life, and indeterminate sentences. Sentences to probation include offenders with split and mixed sentences.

^dExcludes sentences of life, death, and indeterminate sentences.

^eIncludes offenders whose sentence could not be determined.

Source: Bureau of Justice Statistics, based on data from the Administrative Office of the U.S. Courts, criminal master file, fiscal year 2011.

TABLE 5.3
Convicted offenders sentenced to incarceration, by offender characteristics, October 1, 2010–September 30, 2011

Offender characteristic	Number	Percent
All offenders	92,240	75.9%
Sex		
Male	72,944	81.5%
Female	11,354	59.8
Race		
White	63,165	79.5%
Black/African American	15,930	82.3
American Indian/Alaska Native	1,293	81.7
Asian/Native Hawaiian/Other Pacific Islander	1,454	63.6
Two or more races	241	62.7
Hispanic/Latino origin		
Hispanic/Latino	47,455	81.8%
Non-Hispanic/Latino	33,766	76.7
Age		
18 or younger	446	72.0%
19–20	2,837	75.9
21–30	28,585	78.8
31–40	27,854	81.4
41 or older	23,469	76.0
Citizenship		
U.S. citizen	43,120	78.5%
Non U.S. citizen	40,325	80.1
Education		
Less than high school graduate	37,613	86.4%
High school graduate	21,320	80.7
Some college	10,608	73.3
College graduate	4,131	66.6
Criminal record		
No convictions	27,118	70.4%
Prior adult convictions	57,638	81.8

Note: Offenders serving life sentences and indeterminate sentences are included. Offenders are classified by the most serious offense of conviction. The percentages in this table report the percent of convicted persons having a particular characteristic who were incarcerated. For example, 82% of all convicted males were incarcerated.

Source: Bureau of Justice Statistics, based on data from the Administrative Office of the U.S. Courts, criminal master file, and the Pretrial Services Act Information System, fiscal year 2011.

TABLE 5.4**Average incarceration sentence length, by offense and offender characteristics, October 1, 2010–September 30, 2011**

Offender characteristic	All offenses	Violent offenses	Property offenses		Drug offenses	Public-order offenses		Weapon offenses	Immigration offenses	Misdemeanors
			Fraudulent	Other		Regulatory	Other			
All offenders	52.9 mo.	116.7 mo.	33.7 mo.	35.3 mo.	75.5 mo.	38.5 mo.	72.5 mo.	83.9 mo.	21.0 mo.	4.1 mo.
Sex										
Male	53.8 mo.	120.3 mo.	34.9 mo.	38.3 mo.	77.8 mo.	39.9 mo.	75.2 mo.	83.7 mo.	21.4 mo.	4.5 mo.
Female	33.1	86.6	27.9	16.1	49.5	23.8	33.4	48.5	13.8	3.2
Race										
White	43.2 mo.	133.8 mo.	33.0 mo.	37.6 mo.	65.2 mo.	37.3 mo.	73.5 mo.	69.6 mo.	20.9 mo.	3.7 mo.
Black/African American	85.0	127.7	35.5	26.5	98.6	47.0	68.2	94.1	29.1	12.3
American Indian/ Alaska Native	55.1	71.2	21.6	27.3	54.2	^	34.5	63.3	16.1	6.4
Asian/Native Hawaiian/Other Pacific Islander	52.7	93.0	28.6	23.5	71.1	29.2	59.0	91.4	16.9	6.9
Two or more races	47.9	^	36.0	^	79.0	^	79.2	39.1	21.8	^
Hispanic/Latino origin										
Hispanic/Latino	35.8 mo.	112.1 mo.	25.9 mo.	31.1 mo.	63.1 mo.	27.2 mo.	56.8 mo.	63.6 mo.	20.9 mo.	3.6 mo.
Non-Hispanic/Latino	75.1	117.8	35.6	34.5	87.3	47.8	75.1	88.4	22.5	7.3
Age										
18 or younger	22.6 mo.	^	3.0 mo.	^	30.5 mo.	^	^	77.4 mo.	9.6 mo.	2.7 mo.
19–20	33.8	63.8 mo.	19.7	25.6 mo.	36.4	22.1 mo.	64.0 mo.	63.0	12.3	2.8
21–30	48.6	100.8	26.1	28.3	66.6	30.2	71.1	77.6	17.8	4.1
31–40	54.8	130.5	31.8	38.0	85.1	32.8	71.8	88.4	21.6	4.4
41 or older	55.2	135.8	38.1	35.8	78.9	47.7	71.7	91.5	25.0	5.3
Citizenship										
U.S. citizen	71.9 mo.	118.8 mo.	35.2 mo.	32.5 mo.	81.1 mo.	41.5 mo.	73.9 mo.	85.2 mo.	17.9 mo.	6.7 mo.
Non U.S. citizen	30.5	108.0	26.9	51.1	60.1	31.4	54.2	61.4	21.1	3.5
Education										
Less than high school graduate	46.0 mo.	103.3 mo.	27.5 mo.	33.0 mo.	70.3 mo.	31.6 mo.	65.1 mo.	79.9 mo.	21.4 mo.	33.9 mo.
High school graduate	67.6	120.5	32.6	39.6	82.2	34.3	77.1	86.9	23.4	7.4
Some college	62.0	118.6	34.9	29.0	72.2	44.3	75.2	79.5	21.5	7.8
College graduate	57.4	181.9	42.3	28.2	66.1	52.3	64.9	71.7	17.9	5.4
Criminal record										
No convictions	48.4 mo.	124.7 mo.	32.5 mo.	25.5 mo.	53.5 mo.	35.2 mo.	66.7 mo.	64.6 mo.	11.8 mo.	9.6 mo.
Prior adult convictions	52.9	114.6	33.8	39.4	89.1	43.2	78.1	85.2	22.1	3.5

Note: Excludes life sentences and indeterminate sentences. Includes prison portion of split or mixed sentences.

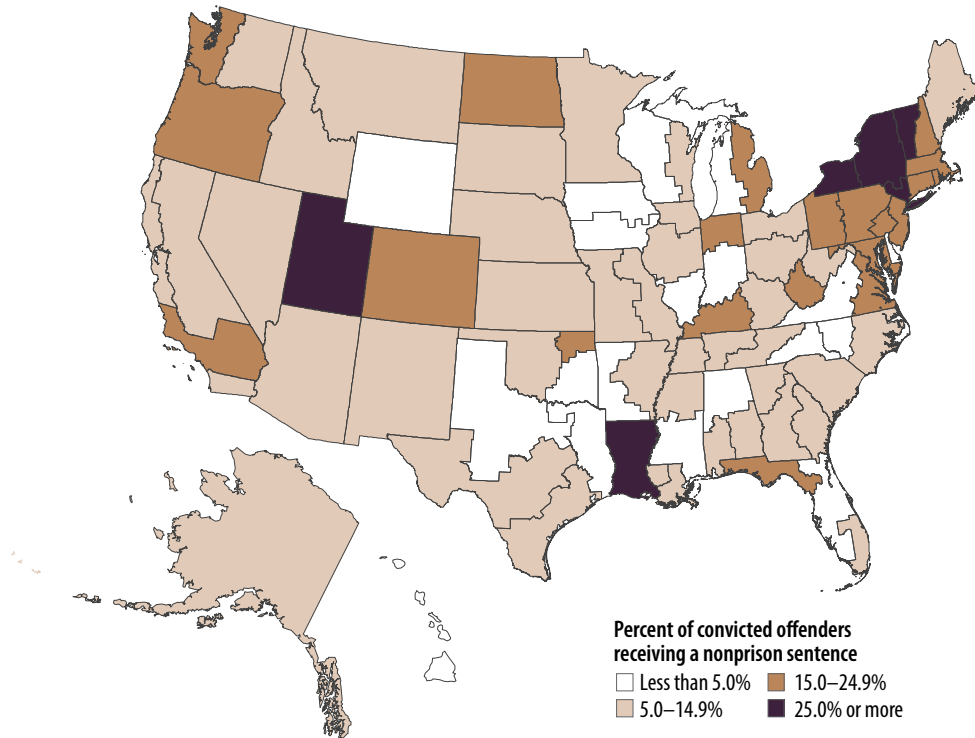
^Too few cases to obtain statistically reliable data.

Source: Bureau of Justice Statistics, based on data from the Administrative Office of the U.S. Courts, criminal master file, and the Pretrial Services Act Information System, fiscal year 2011.

MAP 5.1

Convicted drug defendants receiving a nonprison sentence, by federal judicial district, October 1, 2010–September 30, 2011

■ In 2011, 13% of convicted drug defendants received a nonprison sentence; nonprison rates for convicted drug defendants ranged from less than 1% to 43% across districts.



Not shown on map: Guam (25.0% or more), Puerto Rico (5.0–14.9%), Virgin Islands (25.0% or more), and Northern Mariana Islands (25.0% or more).

Source: Bureau of Justice Statistics, based on data from the Administrative Office of the U.S. Courts, criminal master file, fiscal year 2011.

Federal Appeals

TABLE 6.1

Criminal appeals terminated, by type of criminal case and offense, October 1, 2010–September 30, 2011

Offense of conviction	Total	Pre-guideline	Number of criminal appeals terminated				
			Total	Conviction only	Sentence only	Sentence and conviction	Other
All offenses*	13,317	766	12,551	649	3,047	8,133	722
Violent offenses	698	45	653	47	131	432	43
Murder	54	8	46	3	6	36	1
Assault	125	7	118	7	16	79	16
Robbery	299	19	280	16	66	182	16
Sexual abuse	174	9	165	19	31	105	10
Kidnapping	38	2	36	2	9	25	0
Threats against the President	8	0	8	0	3	5	0
Property offenses	1,524	88	1,436	86	304	940	106
Fraudulent	1,360	83	1,277	82	279	832	84
Embezzlement	39	3	36	8	3	25	0
Fraud	1,228	78	1,150	72	252	747	79
Forgery	1	1	0	0	0	0	0
Counterfeiting	92	1	91	2	24	60	5
Other	164	5	159	4	25	108	22
Burglary	1	0	1	0	1	0	0
Larceny	92	1	91	1	16	63	11
Motor vehicle theft	3	0	3	0	0	3	0
Arson and explosives	38	4	34	2	5	21	6
Transportation of stolen property	19	0	19	1	1	14	3
Other property offenses	11	0	11	0	2	7	2
Drug offenses	5,100	389	4,711	228	1,417	2,802	264
Public-order offenses	1,354	105	1,249	98	231	790	130
Regulatory	109	5	104	9	18	65	12
Agriculture	0	0	0	0	0	0	0
Antitrust	3	0	3	0	0	2	1
Transportation	32	1	31	4	9	13	5
Civil rights	18	2	16	1	1	9	5
Communications	5	0	5	1	1	3	0
Customs laws	9	0	9	0	0	9	0
Postal laws	1	1	0	0	0	0	0
Other regulatory offenses	41	1	40	3	7	29	1
Other	1,245	100	1,145	89	213	725	118
Tax law violations	90	7	83	9	13	53	8
Bribery	21	2	19	2	4	13	0
Perjury, contempt, and intimidation	82	7	75	7	13	45	10
National defense	28	3	25	3	5	15	2
Escape	52	6	46	4	5	33	4
Racketeering and extortion	471	54	417	39	77	246	55
Gambling	1	0	1	0	0	0	1
Liquor offenses	1	0	1	0	0	1	0
Nonviolent sex offenses	460	16	444	22	91	294	37
Obscene material	1	0	1	0	1	0	0
Traffic offenses	8	0	8	1	1	6	0
Wildlife	6	1	5	0	1	4	0
Environmental	5	0	5	1	0	4	0
All other offenses	19	4	15	1	2	11	1
Weapon offenses	1,847	81	1,766	123	388	1,145	110
Immigration offenses	1,838	14	1,824	47	378	1,387	12

Note: In this table, murder includes nonnegligent manslaughter; sexual abuse includes only violent sex offenses; fraud excludes tax fraud; larceny excludes transportation of stolen property; other property offenses excludes fraudulent property offenses and includes destruction of property and trespassing; tax law violations includes tax fraud; and all other offenses includes offenses with unclassifiable offense type.

*Total includes 956 appeals terminated for which an offense category could not be determined.

Source: Bureau of Justice Statistics, based on data from the Administrative Office of the U.S. Courts, Court of Appeals, fiscal year 2011.

TABLE 6.2**Disposition of criminal appeals terminated, by offense, October 1, 2010–September 30, 2011**

Offense of conviction	Total criminal appeals terminated	Criminal appeals terminated on the merits							Procedural terminations
		Total	Percent	Affirmed	Remanded or reversed	Partially affirmed	Dismissed	Other	
All offenses*	13,317	10,254	77.0%	7,700	771	306	1,441	36	3,063
Violent offenses	698	558	79.9%	433	38	32	52	3	140
Murder	54	48	88.9	30	3	12	3	0	6
Assault	125	91	72.8	71	8	5	7	0	34
Robbery	299	232	77.6	189	12	5	24	2	67
Sexual abuse	174	151	86.8	111	13	10	16	1	23
Kidnapping	38	29	76.3	25	2	0	2	0	9
Threats against the President	8	7	^	7	0	0	0	0	1
Property offenses	1,524	1,119	73.4%	859	84	60	111	5	405
Fraudulent	1,360	997	73.3	755	78	58	101	5	363
Embezzlement	39	31	79.5	24	3	4	0	0	8
Fraud	1,228	897	73.0	682	66	54	91	4	331
Forgery	1	0	...	0	0	0	0	0	1
Counterfeiting	92	69	75.0	49	9	0	10	1	23
Other	164	122	74.4	104	6	2	10	0	42
Burglary	1	0	...	0	0	0	0	0	1
Larceny	92	66	71.7	54	3	1	8	0	26
Motor vehicle theft	3	2	^	2	0	0	0	0	1
Arson and explosives	38	29	76.3	27	1	0	1	0	9
Transportation of stolen property	19	16	84.2	14	1	0	1	0	3
Other property offenses	11	9	81.8	7	1	1	0	0	2
Drug offenses	5,100	3,848	75.5%	2,878	253	71	637	9	1,252
Public-order offenses	1,354	1,022	75.5%	766	83	76	94	3	332
Regulatory	109	85	78.0	60	10	4	11	0	24
Food and drug	3	3	^	3	0	0	0	0	0
Transportation	32	24	75.0	17	5	0	2	0	8
Civil rights	18	12	66.7	10	0	0	2	0	6
Communications	5	5	^	3	0	1	1	0	0
Customs laws	9	7	^	3	1	0	3	0	2
Postal laws	1	1	^	1	0	0	0	0	0
Other regulatory offenses	41	33	80.5	23	4	3	3	0	8
Other	1,245	937	75.3	706	73	72	83	3	308
Tax law violations	90	59	65.6	49	2	4	4	0	31
Bribery	21	17	81.0	16	0	1	0	0	4
Perjury, contempt, and intimidation	82	65	79.3	42	5	10	8	0	17
National defense	28	20	71.4	19	1	0	0	0	8
Escape	52	36	69.2	25	7	0	4	0	16
Racketeering and extortion	471	350	74.3	261	22	36	31	0	121
Gambling	1	1	^	0	0	0	1	0	0
Liquor offenses	1	1	^	1	0	0	0	0	0
Nonviolent sex offenses	460	361	78.5	271	33	21	33	3	99
Obscene material	1	1	^	1	0	0	0	0	0
Traffic offenses	8	7	^	7	0	0	0	0	1
Wildlife	6	5	^	3	2	0	0	0	1
Environmental	5	3	^	3	0	0	0	0	2
All other offenses	19	11	57.9	8	1	0	2	0	8
Weapon offenses	1,847	1,485	80.4%	1,176	141	33	131	4	362
Immigration offenses	1,838	1,462	79.5%	1,010	89	9	342	12	376

Note: In this table, murder includes nonnegligent manslaughter; sexual abuse includes only violent sex offenses; fraud excludes tax fraud; larceny excludes transportation of stolen property; other property offenses excludes fraudulent property offenses and includes destruction of property and trespassing; tax law violations includes tax fraud; and all other offenses includes offenses with unclassifiable offense type.

^Too few cases to obtain statistically reliable data.

...No cases of this type occurred in the data.

*Total includes 956 appeals terminated for which an offense category could not be determined.

Source: Bureau of Justice Statistics, based on data from the Administrative Office of the U.S. Courts, Court of Appeals, fiscal year 2011.

TABLE 6.3**Criminal appeals cases terminated on the merits, by offense, October 1, 2010–September 30, 2011**

Most serious offense	Number	Percent of criminal appeals cases terminated on the merits					
		Total	Affirmed	Remanded or reversed	Partially affirmed	Dismissed	Other
All offenses*	10,254	100%	75.1%	7.5%	3.0%	14.1%	0.4%
Violent offenses	558	100%	77.6%	6.8%	5.7%	9.3%	0.5%
Murder	48	100%	62.5	6.3	25.0	6.3	--
Assault	91	100%	78.0	8.8	5.5	7.7	--
Robbery	232	100%	81.5	5.2	2.2	10.3	0.9
Sexual abuse	151	100%	73.5	8.6	6.6	10.6	0.7
Kidnapping	29	100%	86.2	6.9	--	6.9	--
Threats against the President	7	100%	^	^	^	^	^
Property offenses	1,119	100%	76.8	7.5	5.4	9.9	0.4
Fraudulent	997	100%	75.7%	7.8%	5.8%	10.1%	0.5%
Embezzlement	31	100%	77.4	9.7	12.9	--	--
Fraud	897	100%	76.0	7.4	6.0	10.1	0.4
Forgery	0	100%
Counterfeiting	69	100%	71.0	13.0	--	14.5	1.4
Other	122	100%	85.2	4.9	1.6	8.2	--
Burglary	0	100%
Larceny	66	100%	81.8	4.5	1.5	12.1	--
Motor vehicle theft	2	100%	^	^	^	^	^
Arson and explosives	29	100%	93.1	3.4	--	3.4	--
Transportation of stolen property	16	100%	87.5	6.3	--	6.3	--
Other property offenses	9	100%	^	^	^	^	^
Drug offenses	3,848	100%	74.8	6.6	1.8	16.6	0.2
Public-order offenses	1,022	100%	75.0%	8.1%	7.4%	9.2%	0.3%
Regulatory	85	100%	70.6%	11.8%	4.7%	12.9%	--
Food and drug	3	100%	^	^	^	^	^
Transportation	24	100%	70.8	20.8	--	8.3	--
Civil rights	12	100%	83.3	--	--	16.7	--
Communications	5	100%	^	^	^	^	^
Customs laws	7	100%	^	^	^	^	^
Postal laws	1	100%	^	^	^	^	^
Other regulatory offenses	33	100%	69.7	12.1	9.1	9.1	--
Other	937	100%	75.3	7.8	7.7	8.9	0.3%
Tax law violations	59	100%	83.1	3.4	6.8	6.8	--
Bribery	17	100%	94.1	--	5.9	--	--
Perjury, contempt, and intimidation	65	100%	64.6	7.7	15.4	12.3	--
National defense	20	100%	95.0	5.0	--	--	--
Escape	36	100%	69.4	19.4	--	11.1	--
Racketeering and extortion	350	100%	74.6	6.3	10.3	8.9	--
Gambling	1	100%	^	^	^	^	^
Liquor offenses	1	100%	^	^	^	^	^
Nonviolent sex offenses	361	100%	75.1	9.1	5.8	9.1	0.8
Obscene material	1	100%	^	^	^	^	^
Traffic offenses	7	100%	^	^	^	^	^
Wildlife	5	100%	^	^	^	^	^
Environmental	3	100%	^	^	^	^	^
All other offenses	11	100%	72.7	9.1	--	18.2	--
Weapon offenses	1,485	100%	79.2	9.5	2.2	8.8	0.3
Immigration offenses	1,462	100%	69.1%	6.1%	0.6%	23.4%	0.8%

Note: In this table murder includes nonnegligent manslaughter; sexual abuse includes only violent sex offenses; fraud excludes tax fraud; larceny excludes transportation of stolen property; other property offenses excludes fraudulent property offenses and includes destruction of property and trespassing; tax law violations includes tax fraud; and all other offenses includes offenses with unclassifiable offense type. Detail may not sum to total due to rounding.

--Less than 0.05%.

^Too few cases to obtain statistically reliable data.

...No cases of this type occurred in the data.

*Total includes 790 appeals for which an offense category could not be determined that were terminated on the merits.

Source: Bureau of Justice Statistics, based on data from the Administrative Office of the U.S. Courts, Court of Appeals, fiscal year 2011.

Section 3: Federal Corrections and Supervision

Federal Supervision, Probation, and Parole

TABLE 7.1
Offenders under federal supervision, by offense, September 30, 2011

Most serious offense	Total offenders under supervision		Type of supervision					
	Number	Percent	Probation		Supervised release		Parole	
			Number	Percent	Number	Percent	Number	Percent
All offenses ^a	128,939	100%	22,865	100%	104,273	100%	1,801	100%
Felonies ^b	122,309	95.0%	16,790	73.7%	103,721	99.5%	1,798	99.8%
Violent offenses	6,539	5.1	346	1.5	5,221	5.0	972	54.0
Murder	817	0.6	37	0.2	396	0.4	384	21.3
Negligent manslaughter	6	--	1	--	0	0.0	5	0.3
Assault	887	0.7	122	0.5	661	0.6	104	5.8
Robbery	3,620	2.8	96	0.4	3,219	3.1	305	16.9
Sexual abuse	1,016	0.8	64	0.3	829	0.8	123	6.8
Kidnapping	153	0.1	8	--	94	0.1	51	2.8
Threats against the President	40	--	18	0.1	22	--	0	...
Property offenses	26,529	20.6	8,686	38.1	17,708	17.0	135	7.5
Fraudulent	22,330	17.3	6,706	29.4	15,580	15.0	44	2.4
Embezzlement	1,610	1.2	674	3.0	932	0.9	4	0.2
Fraud	18,631	14.5	5,375	23.6	13,222	12.7	34	1.9
Forgery	127	0.1	69	0.3	56	0.1	2	0.1
Counterfeiting	1,962	1.5	588	2.6	1,370	1.3	4	0.2
Other	4,199	3.3	1,980	8.7	2,128	2.0	91	5.1
Burglary	158	0.1	16	0.1	94	0.1	48	2.7
Larceny	3,082	2.4	1,770	7.8	1,288	1.2	24	1.3
Motor vehicle theft	242	0.2	28	0.1	207	0.2	7	0.4
Arson and explosives	344	0.3	51	0.2	285	0.3	8	0.4
Transportation of stolen property	290	0.2	79	0.3	207	0.2	4	0.2
Other property offenses	83	0.1	36	0.2	47	--	0	...
Drug offenses	59,464	46.2	3,029	13.3	56,044	53.8	391	21.7
Trafficking	46,503	36.1	2,445	10.7	43,743	42.0	315	17.5
Possession and other drug offenses	12,961	10.1	584	2.6	12,301	11.8	76	4.2
Public-order offenses	9,635	7.5	2,640	11.6	6,832	6.6	163	9.1
Regulatory	1,988	1.5	1,064	4.7	908	0.9	16	0.9
Agriculture	6	--	4	--	2	--	0	...
Antitrust	29	--	16	0.1	13	--	0	...
Food and drug	65	0.1	38	0.2	27	--	0	...
Transportation	191	0.1	120	0.5	68	0.1	3	0.2
Civil rights	136	0.1	20	0.1	110	0.1	6	0.3
Communications	82	0.1	48	0.2	34	--	0	...
Customs laws	140	0.1	66	0.3	74	0.1	0	...
Postal laws	76	0.1	59	0.3	16	--	1	0.1
Other regulatory offenses	1,263	1.0	693	3.0	564	0.5	6	0.3
Other	7,647	5.9	1,576	6.9	5,924	5.7	147	8.2
Tax law violations	940	0.7	449	2.0	491	0.5	0	...
Bribery	296	0.2	99	0.4	197	0.2	0	...
Perjury, contempt, and intimidation	363	0.3	106	0.5	254	0.2	3	0.2
National defense	160	0.1	60	0.3	90	0.1	10	0.6
Escape	295	0.2	30	0.1	259	0.2	6	0.3
Racketeering and extortion	1,929	1.5	326	1.4	1,563	1.5	40	2.2
Gambling	25	--	17	0.1	8	--	0	...
Nonviolent sex offenses	2,965	2.3	157	0.7	2,727	2.6	81	4.5
Obscene material	92	0.1	16	0.1	75	0.1	1	0.1
Wildlife	79	0.1	46	0.2	33	--	0	...
Environmental	68	0.1	47	0.2	21	--	0	...
All other felonies	435	0.3	223	1.0	206	0.2	6	0.3
Weapon offenses	15,244	11.8	1,143	5.0	13,964	13.4	137	7.6
Immigration offenses	4,768	3.7	876	3.8	3,892	3.7	0	...
Misdemeanors	6,630	5.1%	6,075	26.7%	552	0.5%	3	0.2%
Fraudulent property offenses	465	0.4	431	1.9	34	--	0	...
Larceny	695	0.5	649	2.8	45	--	1	0.1
Drug possession	1,046	0.8	949	4.2	97	0.1	0	...
Immigration misdemeanors	276	0.2	263	1.2	13	--	0	...
Traffic offenses	2,257	1.8	2,152	9.4	105	0.1	0	...
Other misdemeanors	1,891	1.5	1,631	7.2	258	0.2	2	0.1

Note: In this table, murder includes nonnegligent manslaughter; sexual abuse includes only violent sex offenses; fraud excludes tax fraud; larceny excludes transportation of stolen property; other property offenses excludes fraudulent property offenses and includes destruction of property and trespassing; tax law violations includes tax fraud; obscene material denotes the mail or transport thereof; misdemeanors includes misdemeanors, petty offenses, and unknown offense levels; and drug possession includes other drug misdemeanors. Detail may not sum to total due to rounding.

--Less than 0.05%.

...No cases of this type occurred in the data.

^aTotal includes offenders whose offense category could not be determined.

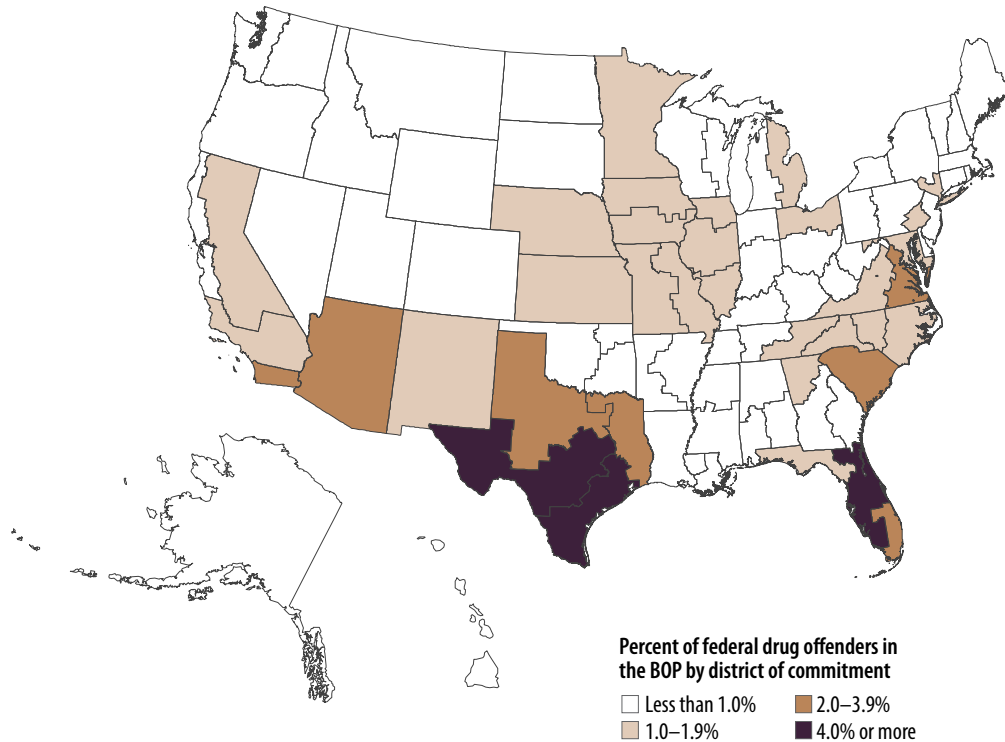
^bAn offense category was unknown or could not be determined for 130 felony offenders.

Source: Bureau of Justice Statistics, based on data from the Administrative Office of the U.S. Courts, Federal Probation and Supervision Information System (FPSIS), 2011.

MAP 7.1

Percent of total drug offenders in the Federal Bureau of Prisons (BOP) on September 30, 2011, by federal judicial district of commitment

- There were 100,709 federally sentenced prisoners in the BOP for a drug offense on September 30, 2011.



Not shown on map: Guam (less than 1.0%), Puerto Rico (1.0–1.9%), Virgin Islands (less than 1.0%), District of Columbia (less than 1.0%), and Northern Mariana Islands (less than 1.0%).
 Source: Bureau of Justice Statistics, based on data from the Federal Bureau of Prisons, SENTRY database, fiscal year 2011.

TABLE 7.2
Characteristics of offenders under federal supervision, September 30, 2011

Offender characteristic	Total offenders under supervision		Probation		Supervised release		Parole	
	Number	Percent	Number	Percent	Number	Percent	Number	Percent
All offenders*	128,939	100%	22,865	100%	104,273	100%	1,801	100%
Sex								
Male	104,378	81.2%	14,430	64.1%	88,200	84.6%	1,748	97.1%
Female	24,185	18.8	8,089	35.9	16,043	15.4	53	2.9
Race								
White	73,308	57.3%	14,749	66.0%	57,931	55.8%	628	35.3%
Black/African American	47,602	37.2	5,902	26.4	40,589	39.1	1,111	62.5
American Indian/Alaska Native	2,967	2.3	653	2.9	2,287	2.2	27	1.5
Asian/Native Hawaiian/Other Pacific Islander	3,578	2.8	864	3.9	2,702	2.6	12	0.7
Two or more races	536	0.4	170	0.8	365	0.4	1	0.1
Hispanic/Latino origin								
Hispanic/Latino	27,801	21.9%	4,117	18.6%	23,529	22.8%	155	8.9%
Non-Hispanic/Latino	99,289	78.1	18,013	81.4	79,681	77.2	1,595	91.1
Age								
18 or younger	265	0.2%	212	0.9%	53	0.1%	0	...
19–20	1,291	1.0	664	3.0	626	0.6	1	0.1%
21–30	29,872	23.2	5,977	26.6	23,761	22.8	134	7.4
31–40	44,000	34.2	5,631	25.0	38,028	36.5	341	18.9
41 or older	53,148	41.3	10,021	44.5	41,802	40.1	1,325	73.6

Note: Detail may not sum to total due to rounding.

...No cases of this type occurred in the data.

*Total includes offenders whose offense characteristic could not be determined.

Source: Bureau of Justice Statistics, based on data from the Administrative Office of the U.S. Courts, Federal Probation and Supervision Information System (FPSIS), 2011.

TABLE 7.3

Outcomes of offenders terminating probation supervision, by offense, October 1, 2010–September 30, 2011

Most serious offense	Number of probation supervisions	Percent of probation supervisions terminating with—						
		Total	No violation	Technical violations ^a			New crime ^b	Administrative case closures
				Drug use	Fugitive status	Other		
All offenses	11,799	100%	79.7%	2.6%	0.9%	4.5%	4.1%	8.1%
Felonies	6,745	100%	79.0%	2.6%	0.8%	4.2%	3.4%	10.1%
Violent offenses	156	100%	48.7	2.6	2.6	17.3	8.3	20.5
Murder	18	100%	44.4	...	5.6	16.7	5.6	27.8
Assault	62	100%	59.7	3.2	1.6	24.2	6.5	4.8
Robbery	37	100%	40.5	5.4	...	2.7	8.1	43.2
Sexual abuse	32	100%	40.6	...	6.3	25.0	9.4	18.8
Kidnapping	2	100%	^	^	^	^	^	^
Threats against the President	5	100%	^	^	^	^	^	^
Property offenses	3,191	100%	83.6	2.2	0.8	3.9	2.8	6.8
Fraudulent	2,556	100%	84.9	2.0	0.7	3.4	2.3	6.7
Embezzlement	270	100%	89.6	1.9	...	1.9	1.5	5.2
Fraud	2,011	100%	85.5	1.7	0.8	3.1	2.0	6.9
Forgery	19	100%	89.5	5.3	5.3	...
Counterfeiting	256	100%	74.6	4.7	0.8	7.0	5.1	7.8
Other	635	100%	78.3	3.0	0.9	5.8	4.9	7.1
Burglary	11	100%	18.2	54.5	...	27.3
Larceny	552	100%	79.3	2.9	1.1	5.3	4.9	6.5
Motor vehicle theft	6	100%	^	^	^	^	^	^
Arson and explosives	25	100%	72.0	4.0	8.0	16.0
Transportation of stolen property	27	100%	88.9	7.4	3.7	...
Other property offenses	14	100%	64.3	7.1	...	7.1	7.1	14.3
Drug offenses	1,370	100%	70.4	3.6	0.7	3.6	3.2	18.4
Trafficking	1,159	100%	69.5	3.6	0.8	3.7	3.2	19.2
Possession and other drug offenses	211	100%	74.9	3.8	0.5	3.3	3.3	14.2
Public-order offenses	1,083	100%	86.9	1.1	0.4	2.9	1.8	6.9
Regulatory	499	100%	91.0	0.4	0.2	2.2	2.4	3.8
Agriculture	0	100%
Antitrust	10	100%	^	^	^	^	^	^
Food and drug	14	100%	100.0
Transportation	46	100%	84.8	6.5	2.2	6.5
Civil rights	6	100%	^	^	^	^	^	^
Communications	36	100%	88.9	2.8	8.3
Customs laws	22	100%	86.4	9.1	4.5	...
Postal laws	30	100%	96.7	3.3
Other regulatory offenses	335	100%	91.0	0.6	0.3	1.5	2.7	3.9
Other	584	100%	83.4	1.7	0.5	3.4	1.4	9.6
Tax law violations	162	100%	86.4	1.9	...	2.5	0.6	8.6
Bribery	36	100%	94.4	5.6
Perjury, contempt, and intimidation	26	100%	100.0
National defense	17	100%	70.6	5.9	...	23.5
Escape	19	100%	63.2	15.8	5.3	...	10.5	5.3
Racketeering and extortion	153	100%	83.7	...	1.3	2.0	2.6	10.5
Gambling	12	100%	91.7	8.3
Nonviolent sex offenses	51	100%	64.7	2.0	...	17.6	...	15.7
Obscene material	8	100%	^	^	^	^	^	^
Wildlife	24	100%	95.8	4.2
Environmental	16	100%	100.0
All other felonies	60	100%	76.7	5.0	...	3.3	1.7	13.3
Weapon offenses	531	100%	68.4	4.5	0.4	4.9	5.3	16.6
Immigration offenses	380	100%	78.2	2.4	2.4	5.3	7.6	4.2
Misdemeanors	5,054	100%	80.7%	2.7%	1.1%	4.9%	5.1%	5.4%
Fraudulent property offense	280	100%	88.2	1.1	0.4	3.6	2.1	4.6
Larceny	483	100%	80.1	4.1	1.4	4.3	5.2	4.8
Drug possession	888	100%	77.8	6.2	0.8	4.7	4.2	6.3
Immigration	207	100%	60.4	1.9	1.9	6.3	24.2	5.3
Traffic offenses	2,039	100%	82.6	1.7	1.2	4.1	4.6	5.8
Other misdemeanors	1,157	100%	81.8	1.7	1.1	6.6	4.1	4.7

Note: Offenses for 34 felony offenders could not be classified. In this table, murder includes nonnegligent manslaughter; sexual abuse includes only violent sex offenses; fraud excludes tax fraud; larceny excludes transportation of stolen property; other property offenses excludes fraudulent property offenses and includes destruction of property and trespassing; tax law violations includes tax fraud; obscene material denotes the mail or transport thereof; misdemeanors includes misdemeanors, petty offenses, and unknown offense levels; and drug possession includes other drug misdemeanors. Detail may not sum to total due to rounding.

^aToo few cases to obtain statistically reliable data.

...No cases of this type occurred in the data.

^bSupervision terminated with incarceration or removal to inactive status for violation of supervision conditions other than charges for new offenses.

^cSupervision terminated with incarceration or removal to inactive status after arrest for a new major or minor offense.

Source: Bureau of Justice Statistics, based on data from the Administrative Office of the U.S. Courts, Federal Probation and Supervision Information System (FPSIS), fiscal year 2011.

TABLE 7.4**Outcomes of offenders terminating probation supervision, by offender characteristics, October 1, 2010–September 30, 2011**

Offender characteristic	Number of probation terminations	Percent terminating probation with—						Administrative case closures
		Total	No violation	Technical violations ^a			New crime	
				Drug use	Fugitive status	Other		
All offenders^b	11,799	100%	79.7%	2.6%	0.9%	4.5%	4.1%	8.1%
Sex								
Male	7,824	100%	77.6%	2.7%	1.0%	4.6%	4.9%	9.2%
Female	3,833	100%	83.6	2.5	0.9	4.3	2.6	6.1
Race								
White	7,578	100%	81.7%	2.3%	0.9%	3.5%	3.8%	7.7%
Black/African American	3,065	100%	76.2	3.2	0.9	5.5	5.2	9.1
American Indian/Alaska Native	402	100%	57.2	4.0	2.5	20.1	6.7	9.5
Asian/Native Hawaiian/Other Pacific Islander	405	100%	88.1	1.7	0.2	1.7	1.2	6.9
Two or more races	97	100%	82.5	1.0	1.0	3.1	1.0	11.3
Hispanic/Latino origin								
Hispanic/Latino	1,961	100%	78.2%	1.7%	1.4%	4.8%	6.3%	7.5%
Non-Hispanic/Latino	9,452	100%	79.8	2.8	0.9	4.5	3.7	8.3
Age								
16–18 years	53	100%	45.3%	11.3%	1.9%	18.9%	18.9%	3.8%
19–20	282	100%	63.5	8.5	1.4	13.1	6.7	6.7
21–30	3,182	100%	78.9	3.8	0.8	5.4	6.0	5.2
31–40	2,703	100%	83.4	2.3	0.3	4.1	3.1	6.8
41 or older	4,810	100%	87.1	1.5	0.1	2.3	1.8	7.2

^aViolation of supervision conditions other than charges for new offenses. Detail may not sum to total due to rounding.

^bTotal includes offenders whose characteristics could not be determined.

Source: Bureau of Justice Statistics, based on data from the Administrative Office of the U.S. Courts, Federal Probation and Supervision Information System (FPSIS), fiscal year 2011.

TABLE 7.5

Outcomes of offenders terminating supervised release, by offense, October 1, 2010–September 30, 2011

Most serious offense	Number of supervised release terminations	Percent of supervised releases terminating with—						Administrative case closures
		Total	Technical violations ^a				New crime ^b	
			No violation	Drug use	Fugitive status	Other		
All offenses	44,034	100%	56.3%	6.9%	2.6%	9.5%	14.3%	10.4%
Felonies	43,436	100%	56.1%	6.9%	2.6%	9.5%	14.4%	10.5%
Violent offenses	2,762	100%	43.0	7.9	4.6	18.9	13.8	11.7
Murder	229	100%	34.9	6.1	5.2	24.0	15.7	14.0
Negligent manslaughter	1	100%	^	^	^	^	^	^
Assault	477	100%	33.5	3.6	6.3	31.2	15.3	10.1
Robbery	1,645	100%	47.4	10.6	3.8	12.6	14.0	11.6
Sexual abuse	354	100%	39.5	2.5	5.6	29.4	10.5	12.4
Kidnapping	37	100%	62.2	2.7	2.7	10.8	10.8	10.8
Threats against the President	19	100%	31.6	15.8	...	21.1	5.3	26.3
Property offenses	7,447	100%	66.9	5.0	2.6	8.9	7.8	8.8
Fraudulent	6,292	100%	69.2	4.4	2.1	8.4	7.2	8.6
Embezzlement	346	100%	87.0	2.0	0.9	3.8	1.7	4.6
Fraud	5,228	100%	70.3	3.7	1.9	8.4	7.0	8.7
Forgery	24	100%	75.0	4.2	...	8.3	4.2	8.3
Counterfeiting	694	100%	52.3	10.7	3.9	10.7	12.0	10.5
Other	1,155	100%	53.9	8.5	5.4	11.9	10.7	9.6
Burglary	73	100%	30.1	5.5	9.6	21.9	20.5	12.3
Larceny	717	100%	54.5	10.3	5.2	11.7	8.8	9.5
Motor vehicle theft	102	100%	48.0	8.8	7.8	10.8	18.6	5.9
Arson and explosives	139	100%	54.7	6.5	5.0	12.9	8.6	12.2
Transportation of stolen property	110	100%	68.2	1.8	2.7	5.5	13.6	8.2
Other property offenses	14	100%	71.4	14.3	...	14.3
Drug offenses	19,192	100%	61.1	7.2	2.2	7.4	11.8	10.4
Trafficking	16,240	100%	62.2	7.1	2.2	7.5	11.2	9.9
Possession and other drug offenses	2,952	100%	54.9	7.5	2.3	7.2	14.9	13.1
Public-order offenses	2,885	100%	66.8	3.4	2.4	10.6	6.8	10.1
Regulatory	601	100%	78.7	3.7	1.0	6.2	4.5	6.0
Agriculture	2	100%	^	^	^	^	^	^
Antitrust	4	100%	^	^	^	^	^	^
Food and drug	13	100%	100.0
Transportation	70	100%	61.4	7.1	2.9	15.7	7.1	5.7
Civil rights	47	100%	78.7	8.5	2.1	10.6
Communications	18	100%	88.9	5.6	5.6
Customs laws	33	100%	60.6	6.1	6.1	15.2	9.1	3.0
Postal laws	17	100%	58.8	5.9	5.9	5.9	11.8	11.8
Other regulatory offenses	397	100%	82.6	2.5	0.3	5.0	3.8	5.8
Other	2,284	100%	63.7	3.3	2.8	11.7	7.4	11.1
Tax law violations	272	100%	91.9	...	0.4	2.6	0.7	4.4
Bribery	83	100%	86.7	1.2	1.2	10.8
Perjury, contempt, and intimidation	131	100%	73.3	6.9	0.8	6.1	5.3	7.6
National defense	45	100%	57.8	2.2	4.4	6.7	11.1	17.8
Escape	230	100%	32.6	7.8	9.6	17.0	17.8	15.2
Racketeering and extortion	672	100%	71.6	3.6	1.9	6.8	6.0	10.1
Gambling	2	100%	^	^	^	^	^	^
Nonviolent sex offenses	689	100%	49.6	2.5	3.3	21.3	9.0	14.2
Obscene material	20	100%	75.0	10.0	...	15.0
Wildlife	11	100%	81.8	9.1	...	9.1
Environmental	6	100%	^	^	^	^	^	^
All other felonies	123	100%	66.7	4.1	1.6	11.4	8.1	8.1
Weapon offenses	6,892	100%	43.0	10.8	3.3	12.1	18.7	12.1
Immigration offenses	4,218	100%	37.8	4.3	2.4	8.4	36.4	10.7
Misdemeanors	598	100%	68.7%	6.0%	2.8%	10.9%	6.2%	5.4%
Fraudulent property offense	38	100%	89.5	5.3	...	2.6	2.6	...
Larceny	91	100%	46.2	8.8	3.3	25.3	11.0	5.5
Drug possession	127	100%	63.8	9.4	2.4	11.8	7.1	5.5
Immigration misdemeanors	10	100%	^	^	^	^	^	^
Traffic offenses	116	100%	64.7	3.4	3.4	10.3	6.9	11.2
Other misdemeanors	216	100%	78.2	4.6	3.2	6.5	4.2	3.2

Note: Offenses for 40 felony offenders could not be determined. In this table, murder includes nonnegligent manslaughter; sexual abuse includes only violent sex offenses; fraud excludes tax fraud; larceny excludes transportation of stolen property; other property offenses excludes fraudulent property offenses and includes destruction of property and trespassing; tax law violations includes tax fraud; obscene material denotes the mail or transport thereof; misdemeanors includes misdemeanors, petty offenses, and unknown offense levels; and drug possession includes other drug misdemeanors. Detail may not sum to total due to rounding.

^aToo few cases to obtain statistically reliable data.

...No cases of this type occurred in the data.

^bSupervision terminated with incarceration or removal to inactive status for violation of supervision conditions other than charges for new offenses.

^cSupervision terminated with incarceration or removal to inactive status after arrest for a new major or minor offense.

Source: Bureau of Justice Statistics, based on data from the Administrative Office of the U.S. Courts, Federal Probation and Supervision Information System (FPSIS), fiscal year 2011.

TABLE 7.6**Outcomes of offenders terminating supervised release, by offender characteristics, October 1, 2010–September 30, 2011**

Offender characteristic	Number of supervised release terminations	Percent terminating supervised release with—						
		Total	No violation	Technical violations ^a			New crime ^b	Administrative case closures
				Drug use	Fugitive status	Other		
All offenders^c	44,034	100%	56.3%	6.9%	2.6%	9.5%	14.3%	10.4%
Sex								
Male	37,605	100%	53.9%	7.1%	2.7%	9.8%	15.6%	10.8%
Female	6,408	100%	70.3	5.8	2.2	7.6	6.1	8.0
Race								
White	25,916	100%	58.1%	6.7%	2.6%	8.6%	14.1%	9.9%
Black/African American	15,413	100%	54.4	7.4	2.4	9.1	15.3	11.4
American Indian/Alaska Native	1,477	100%	32.6	5.6	6.8	32.0	13.1	10.0
Asian/Native Hawaiian/Other Pacific Islander	967	100%	75.3	7.0	1.0	6.1	4.2	6.3
Two or more races	138	100%	70.3	3.6	1.4	5.1	7.2	12.3
Hispanic/Latino origin								
Hispanic/Latino	11,803	100%	50.4%	5.9%	3.0%	8.7%	21.0%	11.0%
Non-Hispanic/Latino	31,911	100%	58.6	7.3	2.5	9.8	11.8	10.1
Age								
18 or younger	7	100%	^	^	^	^	^	^
19–20	124	100%	19.4%	16.1%	6.5%	35.5%	8.9%	13.7%
21–30	7,810	100%	47.3	9.7	2.3	14.8	15.8	10.1
31–40	13,076	100%	62.7	7.8	1.5	9.0	11.8	7.2
41 or older	15,742	100%	74.7	5.1	1.0	5.6	6.8	6.7

[^]Too few cases to obtain statistically reliable data.

^aViolation of supervision conditions other than charges for new offenses.

^bSupervision terminated with incarceration or removal to inactive status after arrest for a new major or minor offense.

^cTotal includes offenders whose characteristics could not be determined.

Source: Bureau of Justice Statistics, based on data from the Administrative Office of the U.S. Courts, Federal Probation and Supervision Information System (FPSIS), fiscal year 2011.

TABLE 7.7**Outcomes of offenders terminating parole, by offense, October 1, 2010–September 30, 2011**

Most serious offense	Number of parole terminations	Percent of paroles terminating with—					New crime ^b	Administrative case closures
		Total	No violation	Technical violations ^a				
				Drug use	Fugitive status	Other		
All offenses	698	100%	57.0%	5.3%	3.9%	7.3%	12.2%	14.3%
Felonies	695	100%	57.0%	5.3%	3.7%	7.3%	12.2%	14.4%
Violent offenses	318	100%	54.1	5.7	4.4	7.2	15.4	13.2
Murder	74	100%	50.0	5.4	4.1	6.8	17.6	16.2
Negligent manslaughter	2	100%	^	^	^	^	^	^
Assault	37	100%	70.3	5.4	16.2	8.1
Robbery	130	100%	47.7	10.0	8.5	3.8	15.4	14.6
Sexual abuse	54	100%	63.0	16.7	13.0	7.4
Kidnapping	21	100%	52.4	4.8	...	9.5	14.3	19.0
Property offenses	59	100%	64.4	5.1	3.4	6.8	13.6	6.8
Fraudulent	16	100%	68.8	6.3	6.3	6.3	...	12.5
Embezzlement	1	100%	^	^	^	^	^	^
Fraud	12	100%	75.0	8.3	8.3	8.3
Forgery	1	100%	^	^	^	^	^	^
Counterfeiting	2	100%	^	^	^	^	^	^
Other	43	100%	62.8	4.7	2.3	7.0	18.6	4.7
Burglary	12	100%	58.3	...	8.3	16.7	16.7	...
Larceny	20	100%	75.0	5.0	15.0	5.0
Motor vehicle theft	4	100%	^	^	^	^	^	^
Arson and explosives	4	100%	^	^	^	^	^	^
Transportation of stolen property	3	100%	^	^	^	^	^	^
Drug offenses	183	100%	58.5	4.9	3.8	5.5	9.8	17.5
Trafficking	148	100%	58.8	5.4	4.7	4.1	10.1	16.9
Possession and other drug offenses	35	100%	57.1	2.9	...	11.4	8.6	20.0
Public-order offenses	74	100%	66.2	2.7	2.7	8.1	9.5	10.8
Regulatory	3	100%	^	^	^	^	^	^
Other	71	100%	66.2	2.8	2.8	8.5	9.9	9.9
National defense	1	100%	^	^	^	^	^	^
Escape	5	100%	^	^	^	^	^	^
Racketeering and extortion	5	100%	^	^	^	^	^	^
Nonviolent sex offenses	53	100%	66.0	1.9	...	9.4	11.3	11.3
All other felonies	4	100%	^	^	^	^	^	^
Immigration offenses	1	100%	^	^	^	^	^	^
Weapon offenses	59	100%	49.2	6.8	1.7	13.6	5.1	23.7
Misdemeanors	3	100%	^	^	^	^	^	^

Note: In this table, murder includes nonnegligent manslaughter; sexual abuse includes only violent sex offenses; fraud excludes tax fraud; larceny excludes transportation of stolen property; tax law violations includes tax fraud; misdemeanors includes misdemeanors, petty offenses, and unknown offense levels; and drug possession includes other drug misdemeanors. Detail may not sum to total due to rounding.

^Too few cases to obtain statistically reliable data.

...No cases of this type occurred in the data.

^aSupervision terminated with incarceration or removal to inactive status for violation of supervision conditions other than charges for new offenses.

^bSupervision terminated with incarceration or removal to inactive status after arrest for a new major or minor offense.

Source: Bureau of Justice Statistics, based on data from the Administrative Office of the U.S. Courts, Federal Probation and Supervision Information System (FPSIS), fiscal year 2011.

TABLE 7.8**Outcomes of offenders terminating parole, by offender characteristics, October 1, 2010–September 30, 2011**

Offender characteristic	Number of parole terminations	Percent terminating parole with—					New crime ^b	Administrative case closures
		Total	No violation	Technical violations ^a				
				Drug use	Fugitive status	Other		
All offenders^c	698	100%	57.0%	5.3%	3.9%	7.3%	12.2%	14.3%
Sex								
Male	677	100%	56.7%	5.3%	3.8%	7.5%	12.4%	14.2%
Female	21	100%	66.7	4.8	4.8	...	4.8	19.0
Race								
White	270	100%	61.9%	3.0%	3.7%	6.7%	9.6%	15.2%
Black/African American	395	100%	53.7	7.1	4.3	6.8	13.9	14.2
American Indian/Alaska Native	18	100%	38.9	5.6	...	27.8	22.2	5.6
Asian/Native Hawaiian/Other Pacific Islander	7	100%	^	^	^	^	^	^
Hispanic/Latino origin		100%						
Hispanic/Latino	63	100%	55.6%	7.9%	6.3%	7.9%	11.1%	11.1%
Non-Hispanic/Latino	619	100%	56.9	5.2	3.7	7.4	12.3	14.5
Age^d								
21–30	99	100%	82.8%	2.0%	...	9.1%	4.0%	2.0%
31–40	79	100%	73.4	1.3	1.3%	5.1	3.8	15.2
41 or older	370	100%	67.0	5.4	1.4	5.1	7.3	13.8

^aToo few cases to obtain statistically reliable data. Detail may not sum to total due to rounding.

...No cases of this type occurred in the data.

^bViolation of supervision conditions other than charges for new offenses.

^cSupervision terminated with incarceration or removal to inactive status after arrest for a new major or minor offense.

^dTotal includes offenders whose characteristics could not be determined. Includes persons of two or more races.

^eNo parole terminations occurred for persons age 20 or younger.

Source: Bureau of Justice Statistics, based on data from the Administrative Office of the U.S. Courts, Federal Probation and Supervision Information System (FPSIS), fiscal year 2011.

Federal Imprisonment

TABLE 7.9
Admissions and releases of federal prisoners, by offense, October 1, 2010–September 30, 2011

Most serious offense	Population at start of year	Prisoners admitted to district court			First release			Population at end of year	Net population change
		1 year or less	More than 1 year	All other	1 year or less	More than 1 year	All other		
All prisoners	190,934	12,074	54,402	10,619	12,409	48,127	11,046	196,447	5,513
Violent offenses	11,877	110	1,810	1,074	116	1,793	1,124	11,838	-39
Murder/manslaughter	1,401	3	95	94	1	85	102	1,405	4
Assault	1,030	79	439	261	82	302	240	1,185	155
Robbery	7,611	15	1,008	569	20	1,181	632	7,370	-241
Sexual abuse	1,109	10	166	118	10	175	123	1,095	-14
Kidnapping	685	3	85	21	2	39	20	733	48
Threats against the President	41	0	17	11	1	11	7	50	9
Property offenses	11,554	1,433	4,850	1,578	1,717	4,456	1,800	11,442	-112
Fraudulent	9,535	1,210	4,134	1,143	1,469	3,788	1,301	9,464	-71
Embezzlement	214	52	85	30	59	96	31	195	-19
Fraud	8,605	1,072	3,707	872	1,308	3,377	984	8,587	-18
Forgery	122	16	74	28	28	54	38	120	-2
Counterfeiting	594	70	268	213	74	261	248	562	-32
Other	2,019	223	716	435	248	668	499	1,978	-41
Burglary	155	8	60	36	9	44	39	167	12
Larceny	778	162	338	227	172	308	260	765	-13
Motor vehicle theft	110	24	38	38	33	27	50	100	-10
Arson and explosives	202	2	37	20	3	45	12	201	-1
Transportation of stolen property	103	11	44	20	12	36	17	113	10
Other property offenses	671	16	199	94	19	208	121	632	-39
Drug offenses	99,004	885	22,029	3,804	1,013	20,006	3,957	100,746	1,742
Trafficking	98,816	700	22,006	3,734	791	19,976	3,864	100,625	1,809
Possession and drug offenses	188	185	23	70	222	30	93	121	-67
Public-order offenses	15,461	582	4,802	759	626	3,210	780	16,988	1,527
Regulatory	2,067	164	910	141	171	720	134	2,257	190
Other	13,394	418	3,892	618	455	2,490	646	14,731	1,337
Tax law violations	477	83	225	21	83	220	18	485	8
Bribery	76	13	46	0	9	42	0	84	8
Perjury, contempt, and intimidation	77	22	42	20	20	32	18	91	14
National defense	146	4	49	7	2	21	4	179	33
Escape	76	45	309	140	47	134	151	238	162
Racketeering and extortion	5,084	53	1,111	112	63	960	143	5,194	110
Gambling	1	0	0	0	0	0	0	1	0
Liquor	0	0	1	0	0	0	0	1	1
Nonviolent sex offenses	278	3	71	19	2	70	21	278	0
Obscene material	6,963	26	1,976	132	31	940	131	7,995	1,032
Traffic	94	136	17	126	168	16	119	70	-24
Wildlife	6	10	2	1	7	2	2	8	2
Environmental	14	6	10	2	5	8	1	18	4
All other offenses	102	17	33	38	18	45	38	89	-13
Weapon offenses	29,261	224	6,179	2,172	227	5,742	2,184	29,683	422
Immigration offenses	22,532	8,698	14,209	1,032	8,540	12,497	998	24,436	1,904

Note: An offense category could not be determined for 1,245 prisoners at the start of fiscal year 2011 and 1,314 prisoners at the end of fiscal year 2011. In this table, murder includes nonnegligent manslaughter; sexual abuse includes only violent sex offenses; fraud excludes tax fraud; larceny excludes transportation of stolen property; other property offenses excludes fraudulent property offenses and includes destruction of property and trespassing; tax law violations includes tax fraud; and obscene material denotes the mail or transport thereof.

Source: Bureau of Justice Statistics, based on data from the Federal Bureau of Prisons, SENTRY database, fiscal year 2011.

TABLE 7.10
Characteristics of offenders in the federal prison population,
September 30, 2011

Offender characteristic	Number	Percent
All prisoners	196,447	100%
Sex		
Male	183,721	93.5%
Female	12,726	6.5
Race		
White	117,312	59.7%
Black/African American	72,565	36.9
American Indian/Alaska Native	3,609	1.8
Asian/Native Hawaiian/Other Pacific Islander	2,961	1.5
Hispanic/Latino origin		
Hispanic/Latino	67,213	34.2%
Non-Hispanic/Latino	129,234	65.8
Age		
18 or younger	86	--
19–20	1,093	0.6%
21–30	43,390	22.1
31–40	75,413	38.4
41 or older	76,465	38.9
Citizenship		
U.S. citizen	144,446	73.6%
Non U.S. citizen	51,895	26.4

Note: Includes only the prison populations for whom characteristics are known. Detail may not sum to total due to rounding.

--Less than 0.05%.

Source: Bureau of Justice Statistics, based on data from the Federal Bureau of Prisons, SENTRY database, fiscal year 2011.

TABLE 7.11

Average time to first release and percent of sentence served for federal prisoners released by standard methods, October 1, 2010–September 30, 2011

Most serious offense	Number of prisoners released ^a	Mean time served	Median time served	Percent of sentence served
All prisoners^b	54,597	37.2 mo.	25.2 mo.	88.0%
Violent offenses	1,838	71.3 mo.	53.2 mo.	88.6%
Murder/manslaughter	81	102.3	68.0	88.3
Assault	380	31.4	23.9	88.8
Robbery	1,154	82.0	65.1	88.6
Sexual abuse	174	66.2	54.9	88.4
Kidnapping	37	113.7	84.2	88.0
Threats against the President	12	39.6	38.8	90.9
Property offenses	5,739	22.1 mo.	15.7 mo.	87.7%
Fraudulent	4,864	21.6	15.7	87.6
Embezzlement	148	16.3	11.3	86.2
Fraud	4,326	22.0	15.7	87.6
Forgery	74	18.7	12.0	87.6
Counterfeiting	316	20.1	15.7	87.5
Other	875	25.0	17.4	88.1
Burglary	51	31.4	22.6	88.8
Larceny	452	17.1	13.1	87.8
Motor vehicle theft	57	17.4	8.1	88.7
Arson and explosives	47	51.7	44.5	89.7
Transportation of stolen property	44	23.5	17.4	87.3
Other property offenses	224	36.1	27.9	88.1
Drug offenses	16,094	56.7 mo.	44.4 mo.	87.9%
Trafficking	15,846	56.4	44.9	87.9
Possession and other drug offenses	248	9.2	3.9	87.8
Public-order offenses	3,528	35.7 mo.	23.6 mo.	87.5%
Regulatory	821	24.1	18.3	87.4
Other	2,707	39.2	28.7	87.6
Tax law violations	288	16.8	13.1	87.4
Bribery	46	23.9	19.6	87.2
Perjury	49	15.1	11.9	87.5
National defense	22	50.5	37.5	85.9
Escape	181	18.7	13.1	89.2
Racketeering and extortion	908	56.3	41.9	87.6
Nonviolent sex offenses	71	48.2	26.2	87.8
Obscene material	877	43.3	41.8	87.4
Traffic	183	4.5	2.0	88.3
Wildlife	9	^	^	^
Environmental	11	11.6	10.5	^
All other offenses	62	22.4	15.7	87.6
Weapon offenses	5,844	55.8 mo.	49.7 mo.	88.6%
Immigration offenses	20,977	18.8 mo.	13.1 mo.	88.1%

Note: In this table, murder includes nonnegligent manslaughter; sexual abuse includes only violent sex offenses; fraud excludes tax fraud; larceny excludes transportation of stolen property; other property offenses excludes fraudulent property offenses, and includes destruction of property and trespassing; tax law violations includes tax fraud; and obscene material denotes the mail or transport thereof.

^aToo few cases to obtain statistically reliable data.

^bExcludes prisoners who left federal prison by extraordinary means, such as death, sentence commutation, and treaty transfer. The total number of prisoners who left prison due to extraordinary means in fiscal year 2011 was 6,028.

^cIncludes 593 prisoners whose offense was unclassifiable or was not a violation of U.S. Code.

Source: Bureau of Justice Statistics, based on data from the Federal Bureau of Prisons, SENTRY database, fiscal year 2011.

TABLE 7.12**Characteristics of offenders first released from prison, by offense, October 1, 2010–September 30, 2011**

Offender characteristic	Total number of released offenders	Percent of released offenders convicted of—								
		All offenses	Violent offenses	Property offenses		Drug offenses	Public-order offenses		Weapon offenses	Immigration offenses
				Fraudulent	Other		Regulatory	Other		
Number of releases	60,536	60,536	1,909	5,257	916	21,019	891	2,945	5,969	21,037
Sex										
Male	54,536	90.2%	92.0%	74.8%	79.8%	87.5%	76.1%	90.3%	97.4%	95.6%
Female	5,956	9.8	8.0	25.2	20.2	12.5	23.9	9.7	2.6	4.4
Race										
White	45,609	75.4%	46.0%	68.5%	65.0%	66.4%	70.1%	76.5%	45.0%	98.1%
Black/African American	12,992	21.5	30.6	27.0	26.4	30.6	24.3	17.6	52.5	1.5
American Indian/ Alaska Native	930	1.5	22.0	0.5	5.3	1.0	1.2	2.1	1.4	0.2
Asian/Native Hawaiian/ Other Pacific Islander	961	1.6	1.4	4.0	3.3	2.0	4.4	3.8	1.1	0.2
Hispanic/Latino origin										
Hispanic/Latino	32,014	52.9%	9.1%	26.7%	13.4%	42.8%	23.1%	17.8%	16.1%	92.9%
Non-Hispanic/Latino	28,478	47.1	90.9	73.3	86.6	57.2	76.9	82.2	83.9	7.1
Age										
18 or younger	95	0.2%	0.4%	0.1%	0.8%	0.1%	0.0%	0.0%	0.1%	0.2%
19–20	809	1.3	1.8	0.9	1.9	1.3	0.8	0.4	0.6	1.8
21–30	16,741	27.7	25.2	20.8	27.1	26.5	19.6	17.9	33.7	30.9
31–40	22,311	36.9	29.1	31.8	27.8	37.4	29.4	25.2	38.5	40.4
41 or older	20,536	33.9	43.5	46.4	42.5	34.6	50.2	56.5	27.2	26.6
Citizenship										
U.S. citizen	31,329	51.8%	95.3%	71.7%	91.4%	69.4%	82.9%	88.9%	92.1%	4.9%
Non U.S. citizen	29,108	48.2	4.7	28.3	8.6	30.6	17.1	11.1	7.9	95.1

Note: Totals include prisoners whose offense category could not be determined. Percentages are based only on the prison populations for whom characteristics were known. Detail may not sum to total due to rounding.

Source: Bureau of Justice Statistics, based on data from the Federal Bureau of Prisons, SENTRY database, fiscal year 2011.

Methodology

Data sources

The Bureau of Justice Statistics' (BJS) Federal Justice Statistics Program (FJSP) database is the data source for this report. The FJSP is presently constructed from source files provided by the U.S. Marshals Service, Drug Enforcement Administration, Executive Office for U.S. Attorneys, Administrative Office of the U.S. Courts (AOUSC), United States Sentencing Commission, and Federal Bureau of Prisons. In addition to providing data describing defendants in cases processed by the federal judiciary, the AOUSC provides data describing defendants processed by the federal pretrial services agencies and the federal probation and supervision service. Federal law prohibits the use of these files for any purposes other than research or statistics. A description of the source agency data files is provided in the table in *Additional Information about the Data*.

Reporting period

Wherever possible, matters or cases have been selected according to the event which occurred during fiscal year 2010 (October 1, 2009, through September 30, 2010). Files, which are organized by their source agencies according to fiscal year, nonetheless include some pertinent records in later years' files. Tabulations of suspects in matters concluded during fiscal year 2010 have been assembled from source files containing records of 2010 matters concluded, which were entered into the data system during fiscal years 2009 or 2010.

The availability of particular items of information is affected by the data source. Data on prosecutors' decisions prior to court filing are provided for cases investigated by U.S. attorneys, but not for those handled by other litigating divisions of the U.S. Department of Justice (DOJ). In comparison, cases handled by the DOJ criminal division enter the database once they are filed in U.S. district court.

Table construction and interpretation

The tables report events that occurred during fiscal year 2010. Generally the tables include both individual and organizational defendants. Organizational defendants are not included in tables describing defendants sentenced to incarceration, and offenders under post-conviction supervision. Juvenile offenders who are charged as adults are included in the reported statistics.

Unit of analysis

In federal law enforcement and prosecution (section 1) and federal pretrial, adjudication, sentencing, and appeals (section 2), the unit of analysis is a combination of a person (or corporation) and a matter or case. If the same person is involved in three different criminal cases during the period specified in the table, then the person is counted three times in the tabulation. A single criminal case involving

a corporate defendant and four individual defendants is counted five times in the tabulation. In section 3 on federal corrections and supervision, the unit of analysis is a person entering custody or supervision, a person leaving custody or supervision, or a person in custody or supervision at yearend. A person who terminated probation twice in the indicated period is counted as two terminations of probation. For instance, probation might be terminated because of a violation, reinstated, and then terminated again for another violation.

Interpretation

The tables are constructed to permit the user to make valid comparisons of numbers within each table, and to compare percentage rates across tables. The total numbers of subjects in the tables that are based on records linked between two files are generally less than the total number of records in either source file. Comparisons of absolute numbers across two or more of these tables and other data sources are not necessarily valid.

Offense classifications

Procedure

The offense classification procedure used in this publication is based on the system followed by the AOUSC. Specific offenses are combined to form the BJS categories shown in this report.

Offense categories for federal arrestees are based on the FBI's National Crime Information Center (NCIC) offense classifications, which are converted into U.S. Marshals' four-digit offense codes, and are aggregated into the offense categories shown in the tables. These categories are similar, but may not be directly comparable to the BJS offense categories used in other tables for 2010. For data from the Executive Office for U.S. Attorneys, which include United States Code citations but do not include the AOUSC offense classifications, United States Code titles and sections are translated into the AOUSC classification system and then aggregated into the offense categories used in the tables.

Distinction between felonies and misdemeanors

Distinctions between felony and misdemeanor offenses are provided where possible. Felony offenses are those with a maximum penalty of more than 1 year in prison. Misdemeanor offenses are those with a maximum penalty of up to 1 year. Felonies and misdemeanors are further classified using the maximum term of imprisonment authorized. Section 3559, U.S. Code, Title 18, classifies offenses according to the following schedule:

Felonies

- **Class A felony**—life imprisonment, or if the maximum penalty is death.
- **Class B felony**—25 years or more.
- **Class C felony**—less than 25 years but more than 10 years.
- **Class D felony**—less than 10 years but more than 5 years.
- **Class E felony**—less than 5 years but more than 1 year.

Misdemeanors

- **Class A misdemeanor**—1 year or less but more than 6 months.
- **Class B misdemeanor**—6 months or less but more than 30 days.
- **Class C misdemeanor**—30 days or less but more than 5 days.
- **Infraction**—5 days or less, or if no imprisonment is authorized.

Felony and misdemeanor distinctions are provided where the data permit these distinctions. Arrest and prosecution tables do not use this distinction because many suspects cannot be so classified at the arrest and investigation stages in the criminal justice process. This distinction is not made for pretrial release or detention because the Pretrial Services Agency no longer gathers this information. Adjudication and sentencing tables distinguish between felony and misdemeanor offenses, as do supervision tables.

Most serious offense selection

Where more than one offense is charged or adjudicated, the most serious offense (the one that may or did result in the most severe sentence) is used to classify offenses. The offense description may change during the criminal justice process. Tables indicate whether investigated, charged, or adjudicated offenses are used. In the prosecution tables, the most serious offense is based on the criminal lead charge as determined by the assistant U.S. attorney responsible for the criminal proceeding. In pretrial tables, the major charged offense is based on the AOUSC's offense severity classification system, as determined by the pretrial officer responsible for the case.

To select this offense, the officer ranks offenses according to severity based on maximum imprisonment, type of crime, and maximum fines. In adjudication tables, the most serious offense charged is the one that has the most severe potential sentence. For sentencing tables, conviction offenses are based on statutory maximum penalties. In appeals tables, the offenses are classified by the offense of conviction. In the supervision tables, the most serious offense of conviction is either the one having the longest sentence imposed or, if equal sentences were imposed or there was no imprisonment, the offense carrying the highest severity code as determined by the AOUSC's offense severity code ranking.

Offense categories

For offense categories in all text tables, the following conditions apply:

- **Murder** includes nonnegligent manslaughter.
- **Sexual abuse** includes only violent sex offenses.
- **Fraud** excludes tax fraud.
- **Larceny** excludes transportation of stolen property.
- **Other property felonies** excludes fraudulent property offenses and includes destruction of property and trespass.
- **Tax law violations** includes tax fraud.
- **Obscene material** denotes the mail or transport thereof.
- **Wildlife** includes offenses previously included in the "Migratory birds" category.
- **Environmental** includes some offenses previously included in the "Agriculture" and "Other Regulatory" categories.
- **All other offenses** includes felonies with unknown or unclassifiable offense type.
- **Misdemeanors** includes misdemeanors, petty offenses, and unknown offense levels.
- **Drug possession** also includes other drug misdemeanors.

Additional Information about the Data

The data presented are compiled from BJS's Federal Justice Statistics Program (FJSP) database. The FJSP database includes data provided by the U.S. Marshals Service, Drug Enforcement Administration, Administrative Office of the U.S. Courts, Executive Office for the U.S. Attorneys, Federal Bureau of Prisons, and U.S. Sentencing Commission. The Administrative Office of the U.S. Courts, in addition to providing data describing defendants in criminal cases processed by the federal judiciary, provides data describing defendants processed by the federal pretrial services agencies and the federal probation and supervision service.

Each agency reports on cases processed during a given year in an annual statistical report. These reports are often not comparable across agencies due to the varying methods used by the agencies to report case processing activities. As reported by an interagency working group headed by BJS, the differences in the case processing statistics are attributable, in part, to the different needs and missions of the agencies. The working group found the following differences in the statistics reported:

- The universe of cases reported during a given period differed, as some agencies report on those case processing events that occurred during a particular period, whereas others report on those events recorded during a particular period.
- Many of the commonly used case processing statistics—suspect or defendant processed, offense committed, case disposed, and sentence imposed—are defined differently across agencies.

BJS, through its FJSP, has recognized the incomparability of these annual statistical reports and has attempted to reconcile many of the differences identified by the working group. By combining databases from several years, BJS is able to report on those cases that actually occurred during the reporting period. Commonly used case processing statistics are made comparable across stages by applying uniform definitions to data obtained from each agency. Because definitions in the FJSP are consistent with those categories in BJS programs describing state defendants convicted, sentenced, or imprisoned, the comparison of federal and state case processing statistics is facilitated.

This report replaces the *Compendium of Federal Justice Statistics*, published for the years 1984, 1985, 1986, 1988, 1989, 1990, 1992, 1993, 1994, 1995, 1996, 1997, 1998, 1999,

2000, 2001, 2002, 2003, and 2004, and describes defendants processed at each stage of the federal justice system. It includes arrests by federal law enforcement agencies, and investigations and prosecutions by U.S. attorneys (section 1), federal pretrial release or detention, adjudication in the U.S. district courts, sentencing, and the appeal of the conviction and/or sentence imposed (section 2), and federal supervision, including probation, parole, and imprisonment (section 3).

This report covers the 12-month fiscal period ending September 30, 2011 (or fiscal year 2011). Generally the tables include both individual and organizational defendants. Organizational defendants are not included in tables showing defendants sentenced to incarceration, or tables describing offenders under post-conviction community supervision. Juvenile offenders charged as adults are included in the reported statistics. Felony and misdemeanor distinctions are provided where possible (see offense classifications in *Methodology*).

Notes to Reader

These tables were constructed to permit valid comparisons within each table and to allow the reader to compare percentages (but not raw totals) across tables. It should be understood, however, that the total number of subjects or defendants shown in a particular table may not equal the number of subjects or defendants involved in a particular stage of processing, since some records could not be linked and some data sources did not include information on particular data elements classified in a particular table. Data notes indicate the exact universe for individual tables.

This report is a statistical presentation of federal criminal justice information with limited analyses of trends or explanatory factors underlying the statistics. Analyses of federal justice statistics may be found in special reports and other publications, some of which are cited in these tables. To assess changing patterns in these tables, the reader may need to examine in detail subcategories not shown in the tabulations or may need some knowledge of legislation or federal agency procedures.

Data source agency	Contents of data files	Federal Justice Statistics, 2011 Statistical Tables
United States Marshals Service (USMS)—Prisoner Tracking System (PTS) —Warrant Information Network	Contains data on suspects arrested for violations of federal law by federal enforcement agencies and data about warrants initiated or cleared. The data include characteristics of federal arrestees.	Arrest: Tables 1.1, 1.2, 1.3 Map 1.1 Warrant: Tables 1.5, 1.6
Drug Enforcement Administration (DEA)—Defendant Statistical System (DSS)	Contains data on suspects arrested by DEA agents, both within and outside the continental United States. The data include information on characteristics of arrestees, type of drug for which they were arrested, and the type and number of weapons possessed at time of arrest.	Arrest: Table 1.4
Executive Office for U.S. Attorneys (EOUSA)—National Legal Information Office Network System (LIONS)	Contains information on the investigation and prosecution of suspects in criminal matters received and concluded, criminal cases filed and terminated, and criminal appeals filed and handled by U.S. attorneys. The central system files contain defendant-level records about the processing of matters and cases; the central charge files contain the records of the charges filed and disposed in criminal cases. Data are available on matters and cases filed, pending, and terminated.	Prosecution: Tables 2.1, 2.2, 2.3 Map 2.1
Administrative Office of the U.S. Courts (AOUSC)—Pretrial Services Agency (PSA)—Pretrial Services Act Information System	Contains data on defendants interviewed, investigated, or supervised by pretrial services. The information covers defendants' pretrial hearings, detentions, and releases from the time they are interviewed through the disposition of their cases in district court. The data describe pretrial defendants processed by federal pretrial service agencies within each district. Defendants who received pretrial services through a local, non-federal agency, such as the District of Columbia, are not included.	Pretrial release: Tables 3.1, 3.2, 3.3 Adjudication: Table 4.4 (defendant characteristics) Map 3.1 Sentencing: Tables 5.3, 5.4 (defendant characteristics)
Administrative Office of the U.S. Courts (AOUSC)—Criminal Termination Files	Contains information about the criminal proceedings against defendants whose cases were filed in U.S. district courts. Includes information on felony defendants, Class A misdemeanants—whether handled by U.S. district court judges or U.S. magistrates—and other misdemeanants, provided they were handled by U.S. district court judges. The information in the data files covers criminal proceedings from case filing through disposition and sentencing. Data are available on criminal defendants in cases filed, pending, and terminated.	Adjudication: Tables 4.1, 4.2, 4.3, 4.4 Map 4.1 Sentencing: Tables 5.1, 5.2, 5.3, 5.4 Map 5.1
United States Sentencing Commission (USSC)—Monitoring Data Base	Contains information on criminal defendants sentenced pursuant to the provisions of the Sentencing Reform Act of 1984. Data files are limited to those defendants whose court records have been obtained by the U.S. Sentencing Commission.	Adjudication: Table 4.4 (defendant characteristics) Sentencing: Tables 5.3, 5.4 (defendant characteristics)
AOUSC—Court of Appeals	Contains information on criminal appeals filed and terminated in U.S. Courts of Appeals. Records of appeals filed, pending, or terminated include information on the nature of the criminal appeal, the underlying offense, and the disposition of the appeal.	Appeals: Tables 6.1, 6.2, 6.3
AOUSC—Federal Probation and Supervision Information System (FPSIS)	Contains information about supervision provided by probation officers for persons placed on probation or supervised release from prison. The files contain records of individuals entering or currently on supervision, as well as records of offenders terminating supervision.	Supervision: Tables 7.1, 7.2, 7.3, 7.4, 7.5, 7.6, 7.7, 7.8
Federal Bureau of Prisons (BOP)—Extract from BOP's Sentry System	The data extracts contain information on all offenders released from prison over a specific period of time plus information about offenders in prison when the data extracts are made. The information covers the time from offenders' admission to prison until their release from the jurisdiction of the Bureau of Prisons.	Corrections: Tables 7.9, 7.10, 7.11, 7.12 Map 7.1

Glossary

A

Acquittal—a jury verdict that a criminal defendant is not guilty, or the finding of a judge that the evidence is insufficient to support a conviction.

Administrative case closure—terminating or closing a community supervision case for administrative reasons, such as an offender's long-term hospitalization, death, deportation, incarceration in an unrelated case, or at the administrative discretion of the Chief Probation Officer.

Affirmed—in the practice of the appellate court, it means that the court of appeals has concluded that the lower court decision is correct and will stand as rendered by the lower court.

Agriculture violation—a violation of federal statutes concerning agriculture and conservation. Federal statutes related to agriculture include the Agricultural Acts (7 U.S.C., except sections on food stamps related to fraud); Insecticide Act; Packers and Stockyards Act, 1921; laws concerning plant quarantine and inspection; and laws that protect animals used in research. Federal statutes related to conservation include laws concerning soil and water conservation and wildlife conservation.

Antitrust violation—a violation related to federal antitrust statutes enacted by Congress that protect trade and commerce from unlawful restraints, price fixing, monopolies, and discrimination in pricing or in furnishing services or facilities.

Appeal—a legal proceeding by which a case is brought before a higher court for the review of a judgment or decision of a lower court.

Appeals, U.S. Court of—intermediate appellate courts in the United States federal court system that review the final decisions of the district courts within their federal judicial circuits, when challenged. U.S. courts of appeal are higher than the U.S. district courts but lower than the U.S. Supreme Court. There are 13 U.S. courts of appeal in the federal system, representing the 12 judicial circuits and the federal circuit.

Appellant—the party who requests that a judicial decision or decree be reviewed by a higher court or by another jurisdiction.

Appellee—the party against whom an appeal is taken and who seeks to persuade the appeals court to affirm the district court's decision.

Arson—willfully or maliciously setting, or attempting to set, fire to any property within the special maritime and territorial jurisdiction of the United States. See also, explosives.

Assault—the threat, attempt, or intentional infliction of bodily injury. Assault also includes certain violations of the Fair Housing Act of 1968.

Assault, aggravated—the threat, attempt, or intentional inflicting of bodily injury by means of a deadly or dangerous weapon, with or without actual infliction of any injury. Also, an attack without a weapon resulting in serious injuries. Serious injury includes broken bones, lost teeth, internal injuries, loss of consciousness, and an injury requiring two or more days of hospitalization.

Assault, simple—the threat, attempt, or intentional inflicting of minor bodily injury without a weapon. Minor injury includes bruises, black eyes, cuts, scratches, swelling, and an injury requiring less than two days of hospitalization.

B

Bail—the temporary release, prior to trial, of a defendant in exchange for security or money promised for the defendant's due appearance. Also can refer to the amount of bond money posted as a financial condition of pretrial release.

Booking—a procedure following an arrest in which information about the arrest and the suspect are recorded.

Bribery—offering or promising anything of value with the intent to influence a person unlawfully, especially a public official in a position of trust. Also includes soliciting or receiving anything of value in consideration of aiding a person to obtain employment with the federal government. Also, receiving or soliciting any remuneration, directly or indirectly, in cash or any kind, in return for purchasing, ordering, leasing, or recommending purchasing any good, service, or facility.

Burglary—unlawful entry and attempted unlawful entry of any property, with or without force.

C

Career offender—a defendant who is age 18 or older at the time of the instant offense, if the instant offense of conviction is a felony and if he or she has at least two prior felony convictions.

Case—a judicial proceeding for the determination of a controversy between parties wherein rights are enforced or protected, or wrongs are prevented or redressed, or any proceeding judicial in nature. A case is a single charging document filed in a court containing one or more charges against one or more defendants and constituting the unit of action in court activity following the filing. Charges in

two or more charging documents are sometimes combined, or the charges or defendants in one charging document separated, for purposes of adjudication.

Civil rights violation—a violation of civil liberties guaranteed to United States citizens by the Constitution and by acts of Congress. These include the 13th and 14th amendments to the Constitution and the Civil Rights Acts enacted after the Civil War, and more recently in 1957 and 1964.

Collateral bond—an agreement made as a condition of pretrial release that requires the defendant to post property valued at the full bail amount as an assurance of his or her intention to appear at trial.

Communication violation—a violation covering areas of communication, such as the Communications Act of 1934 (including wiretapping and wire interception). A communication is considered a deliberate interchange of thoughts or opinions between two or more persons.

Community confinement—residence in a community treatment center, halfway house, restitution center, mental health facility, alcohol or drug rehabilitation center, or other community facility; and participation in gainful employment, employment search efforts, community service, vocational training, treatment, educational programs, or similar facility-approved programs during nonresidential hours. Community confinement may be imposed as a condition of probation or supervised release. Under the federal sentencing guidelines, community confinement may be a substitute for imprisonment on a day-to-day basis for defendants with a guideline maximum of less than 16 months of imprisonment.

Commutation of sentence—a change of legal penalty or punishment to a lesser one, such as having a federal criminal sentence reduced by the executive clemency of the President of the United States.

Complaint—a written statement in which the plaintiff details the claims against the defendant; or a formal document submitted to the court by a prosecutor, law enforcement officer, or other person, alleging that a specified person or persons has committed a specified offense or offenses and requesting prosecution.

Concurrent sentence—a sentence, such as a prison term, to be served at the same time as another sentence rather than one after the other. One 3-year sentence and one 5-year sentence, if served concurrently, result in a maximum sentence of 5 years. See also, consecutive sentence.

Conditional release—the release of a prisoner who has not served his or her full sentence and whose freedom is contingent upon obeying any combination of restrictions deemed necessary to guarantee the defendant's appearance at trial or safeguard the community.

Consecutive sentence—a sentence for two or more offenses that follow one after the other. Two 3-year sentences and one 5-year sentence, if served consecutively, result in a maximum sentence of 11 years. See also, concurrent sentence.

Conspiracy—an agreement by two or more persons to commit or to affect the commission of an unlawful act, or to use unlawful means to accomplish an act that is not in itself unlawful; also, any overt act in furtherance of the agreement. A person charged with conspiracy is classified under the alleged substantive offense.

Continuing criminal enterprise—a felony committed as part of a continuing series of violations, which is undertaken by a person, in collaboration with five or more other persons. The person occupies a position of organizer, supervisor, or any other position of management, and obtains substantial income or resources from this position.

Conviction—a judgment of guilt against a criminal defendant. A conviction includes pleas of guilty and nolo contendere, and excludes final judgments expunged by pardon, reversed, set aside, or otherwise rendered invalid.

Corporate defendant—a business against whom a lawsuit is filed. The defendant in a case is an entity, a collection of persons, or a business or corporation—not an individual person. Despite not being persons, corporations are recognized by the law to have rights and responsibilities like natural persons.

Corporate surety—a person, persons, or entity, who has entered into a bond (or an agreement) to give surety for another. As a condition of pretrial release, the defendant enters into an agreement that requires a third party, such as a bail bondsman, to promise the payment of the full bail amount in the event that the defendant fails to appear in court. See also, surety bond.

Counterfeiting—falsely making, forging, or altering obligations with a view to deceive or defraud, by passing the copy or thing forged as original or genuine. Counterfeiting applies to any obligation or security of the United States, foreign obligation or security, coin or bar stamped at any mint in the United States, money order issued by the United States Postal Service, domestic or foreign stamp, or seal of any department or agency of the United States. Includes passing, selling, attempting to pass or sell, or bringing into the United States any of the above falsely made articles. Also, making, selling, or possessing any plates or stones (or any instrument) used for printing counterfeit obligations or securities of the United States, foreign obligations or securities, government transportation requests, or postal stamps; or knowingly and intentionally trafficking in falsified labels affixed to phono records, motion pictures, or audio visual works.

Courts—government entity authorized to resolve legal issues. Judicial power is vested pursuant to Article III of the Constitution in the following federal courts: the U.S. Supreme Court, the U.S. Court of Appeals for the District of Columbia, and the U.S. district court for the District of Columbia. See also, Appeals, U.S. Court of, and District court, U.S.

Criminal career—the longitudinal sequence of crimes committed by an offender.

Criminal history category—a quantification of the defendant's prior criminal record and the defendant's propensity to recidivate under the federal sentencing guidelines. Guideline criminal history categories range from Category I (primarily first-time offenders) to Category VI (career offenders).

Customs law violation—a violation regarding taxes, which are payable upon goods and merchandise imported or exported. Includes the duties, toll, tribute, or tariff payable upon merchandise exported or imported.

D

Dangerous weapon—an instrument capable, under certain circumstances, of causing serious injury or death.

Deadly weapon—an instrument specifically designed to cause serious injury or death.

Declination—a prosecutor's decision not to file a case in a matter received for investigation. Excluded are immediate declinations where a prosecutor spent less than one hour on the case.

Defendant—the party against whom a lawsuit is filed.

Departure—a sentence imposed that is outside the applicable guideline sentencing range. A court may depart when it finds an aggravating or mitigating circumstance not adequately taken into consideration by the Sentencing Commission in formulating the guidelines that should result in a sentence different from that described. See also, substantial assistance.

Deportation or Treaty Transfer—the act of expelling a foreigner from a country, usually to the country of origin, due to the commission of a crime or prior criminal record.

Deposit bond—an agreement made by a defendant as a condition of pretrial release that requires the defendant to post a fraction of the bail before he or she is released to the community.

Detainer—a notification sent by a prosecutor, judge, or other official, such as a law enforcement officer, advising a prison official that a prisoner is wanted to answer for criminal charges. The notification requests the prisoner's continued detention or notification of the prisoner's impending release.

Detention—the legally authorized confinement of a person subject to criminal or juvenile court proceedings, until the point of commitment to a correctional facility or until release. Only those persons held for two or more days are classified as detained.

Dismissal—the decision by a court to terminate adjudication of all outstanding charges in a criminal case, or all outstanding charges against a given defendant in a criminal case, thus terminating the court action in the case and permanently or provisionally terminating court jurisdiction over the defendant in relation to those charges. Includes nolle prosequi and deferred prosecution.

Disposition—the action by a criminal or juvenile justice agency which signifies that a portion of the justice process is complete and jurisdiction is terminated or transferred to another agency; or which signifies that a decision has been reached on one aspect of a case and a different aspect comes under consideration, requiring a different kind of decision.

District court, U.S.—trial courts with general federal jurisdiction over cases involving federal laws or offenses and actions between citizens of different states.

District of Columbia—the jurisdiction of the U.S. district court for the District of Columbia. This jurisdiction includes federal offenses prosecuted in U.S. district courts and, except for tables based on data from the Federal Bureau of Prisons, excludes violations of the District of Columbia Code and cases prosecuted in the District of Columbia Superior Court.

Drug distribution—delivery (other than by administering or dispensing) of a controlled substance. The term "controlled substance" means any drug or other substance, or immediate precursor, included in schedule I, II, III, IV, or V of part B of subchapter I of Chapter 13 (Drug Abuse, Prevention, and Control), Title 21 (Food and Drugs). The term does not include distilled spirits, wine, malt beverages, or tobacco, as those terms are defined or used in subtitle E of the Internal Revenue Code of 1986.

Drug offense—a violation under federal or state laws prohibiting the manufacture, import, export, distribution, or dispensing of a controlled or counterfeit substance, or the possession of a controlled or counterfeit substance with the intent to manufacture, import, export, distribute, or dispense the substance. Drug offenses include using any communication facilities that cause or facilitate a felony under Title 21, or furnishing fraudulent or false information concerning prescriptions, as well as any other unspecified drug-related offense. See also, drug distribution, possession, and drug trafficking.

Drug trafficking—knowingly and intentionally importing or exporting any controlled substance in schedule I, II, III, IV, or V (as defined by 21 U.S.C. § 812). Drug trafficking includes manufacturing, distributing, dispensing, selling, or possessing with the intent to manufacture, distribute, or sell a controlled substance or a counterfeit substance. Trafficking

also includes exporting any controlled substance in schedules I through V, and the manufacture or distribution of a controlled substance in schedule I or II, for the purposes of unlawful importation. Also includes the making or distributing of any punch, die, plate, stone, or any other instrument designed to reproduce the label on any drug or container, or removing or obliterating the label or symbol of any drug or container. Knowingly opening, maintaining, or managing any place for manufacturing, distributing, or using any controlled substance is also considered drug trafficking.

Dual and Successive Prosecution Policy (Petite Policy)—prosecutorial guidelines used to determine whether to bring federal prosecution, based substantially on a defendant's repetition of the same act or transactions involved in a prior state or federal proceeding for a defendant.

E

Embezzlement—the fraudulent appropriation of property by a person to whom such property has been lawfully entrusted. Includes offenses committed by bank officers or employees, officers or employees of the United States Postal Service, officers of lending, credit, or insurance institutions, and any officer or employee of a corporation or association engaged in commerce as a common carrier. The fraudulent appropriations of property by court officers of the U.S. courts and officers or employees of the United States are also included. Stealing from employment and training funds, stealing from programs that receive federal funds and Indian tribal organizations, and selling, conveying, or disposing of any money, property, records, or thing of value to the United States or any department thereof without authority are also included in embezzlement.

Environmental offense—a violation of federal law enacted to protect the environment, such as the Clean Air Act and the Clean Water Act. Environmental protection laws protect the safety and well-being of communities from excessive and unnecessary emissions of environmental pollutants.

Escape—departing or attempting to depart from the custody of a correctional institution; a judicial, correctional, or law enforcement officer; or a hospital where one is committed for drug abuse or drug dependency treatment. Knowingly advising, aiding, assisting, or procuring the escape or attempted escape of any person from a correctional facility, an officer, or the above-mentioned hospital, as well as concealing an escapee. Providing or attempting to provide to an inmate in prison a prohibited object; or making, possessing, obtaining, or attempting to make or obtain a prohibited object. Instigating, assisting, attempting to cause, or causing any mutiny or riot at any federal penal, detention, or correctional facility, or conveying into any of these institutions any dangerous instruments are also included.

Exclusion—the rule of evidence that disallows evidence secured by illegal means and in bad faith to be introduced in a criminal trial.

Expiration of sentence—the completion of a prison sentence by standard means. See also, releases from prison.

Explosives violation—a violation of federal law involving the importation, manufacture, distribution, and storage of explosive material. Includes the unlawful receipt, possession or transportation of explosives without a license, where prohibited by law, or using explosives during the commission of a felony. Also includes violations relating to dealing in stolen explosives, using mail or other forms of communication to threaten an individual with explosives, and possessing explosive materials at an airport. See also, arson.

F

Failure to appear—willful absence from any court appointment.

Felony—a serious crime that involves a potential punishment of 1 year or longer in prison or a crime punishable by death. According to 18 U.S.C. § 3559, felonies are classified based on the maximum imprisonment term authorized by the law describing the offense. The five felony classes—A, B, C, D, and E—include life imprisonment or the maximum penalty of death (Class A felony), 25 years or more (Class B felony), less than 25 years but more than 10 years (Class C felony), less than 10 years but more than 5 years (Class D felony), and less than 5 years but more than 1 year (Class E felony).

Filing—the initiation of a criminal case in U.S. district court by formal submission to the court of a charging document alleging that one or more named persons have committed one or more specified offenses.

Financial condition—the monetary condition on which the release of a defendant before trial is contingent, including deposit bond, surety bond, and collateral bond. See also the specific definitions for these bond types.

Fine—a monetary penalty imposed as punishment for an offense.

First release—prisoners released from the Federal Bureau of Prisons for the first time after their commitment by a U.S. district court. Excludes offenders returned to prison after their first release to supervision.

Food and drug violation—a violation of the Federal Food, Drug, and Cosmetic Act, including regulations for clean and sanitary movement of animals, adulteration or misbranding of any food or drug, failure to transmit information about prescription drugs, and intent to defraud and distribute adulterated material.

Forgery—the creation or alteration of a document, which if validly executed would constitute a legally binding transaction, with the intent to defraud; also, the creation of an art object with intent to misrepresent the identity of the creator. Forgery also includes making, possessing, selling, or printing plates or stones for counterfeiting obligations or securities, and detaching, altering, or defacing any official device, mark, or certificate.

Fraud—unlawfully depriving a person of his or her property or legal rights through intentional misrepresentation of fact or deceit, other than forgery or counterfeiting. See also, specific offenses in this glossary for citations.

Fraudulent property offense—see property offense, fraudulent.

Fugitive—a person convicted or accused of a crime that hides from law enforcement or escapes custody or flees across jurisdictional lines to avoid arrest or punishment.

Fugitive investigation—initiated upon receipt of a warrant and typically involves persons who have violated their conditions of probation, parole, or bond release, as well as escaped prisoners. The U.S. Marshals Service has administrative responsibility for all investigations involving federal fugitives.

G

Gambling offense—the unlawful making or receiving or wagering on a game of chance or uncertain event, or operating, or promoting or permitting the operation of, an unlawful game of chance or wagering establishment. Also, the federal offense of transporting, manufacturing, selling, possessing, or using any gambling device in the District of Columbia or any possession of the United States or within Indian country, or the special maritime and territorial jurisdiction of the United States, as defined in 18 U.S.C. § 7. Federal gambling offenses include transporting gambling devices within the jurisdiction of the United States, except under the authority of the Federal Trade Commission or under the authority of a state law that provides an exemption from these provisions. Offenses also include transmitting wagering information on interstate or foreign commerce, interstate transporting of wagering paraphernalia, importing or transporting lottery tickets, or mailing lottery tickets or related matter.

Good-time credit—time credited based on a prisoner's good behavior while imprisoned that is applied toward the prisoner's early release. Under the 1984 Sentencing Reform Act, two classes of prisoners are ineligible to receive good-time credits: (1) misdemeanants serving a term of imprisonment of 1 year or less; and (2) felons serving life sentences. All other federal prisoners receive a flat allocation of 54 days per year of sentence served; credit for a partial

year remaining at the end of the sentence is prorated. The annual allotment does not change based on the length of time a federal prisoner has already spent in prison.

Guideline sentencing range—the range of imprisonment length for a prisoner sentenced to a federal institution based on the federal sentencing guideline for the particular level of offense committed and the offender's criminal history. The federal sentencing guideline incorporates any minimum terms of imprisonment required by statute as well as the statutory maximum term of imprisonment, where applicable.

Guilty plea—a plea in response to formal charges, admitting that the defendant committed the offenses as charged. A guilty plea also includes pleas of *nolo contendere*.

H

Hispanic—an ethnic category based on classification by the reporting agency. Hispanic persons may be of any race.

Home detention—a form of confinement and supervision used as a substitute either for imprisonment or as a condition of probation. Except for authorized absences, home detention is a measure in which a person is confined by authorities to his or her place of residence, and restriction is enforced by appropriate means of surveillance by the probation office. Under the federal sentencing guidelines, home detention may be a substitute for imprisonment on a day-to-day basis for defendants with a guideline maximum sentence of less than 16 months of imprisonment.

Homicide—see murder.

I

Immigration offense—a violation involving illegal entry into the United States, illegally reentering the United States after deportation, willfully failing to deport when so ordered, willfully remaining beyond days allowed on conditional permit, or falsely representing oneself to be a United States citizen. Immigration offenses include violations relating to provisions for special agricultural workers and provisions relating to limitations on immigrant status, such as employment. Also includes bringing in or harboring any aliens not duly admitted by an immigration officer.

Incarceration—any sentence of confinement, including prison, jail, or other residential placements.

Indeterminate sentence—a prison sentence with a maximum or minimum term that is not specifically established at the time of sentencing.

Indictment—a formal charge, issued by a grand jury, stating that there is enough evidence to justify a trial for a defendant who allegedly committed a crime; indictment is used primarily for felonies.

Information—a formal charge, issued by a government attorney, stating that there is enough evidence to justify a trial for a defendant who allegedly committed a misdemeanor. Also, the document filed to initiate trial proceedings at the second step of a felony case.

Infraction—an offense for which the maximum term of imprisonment is 5 days or less, or an offense for which no imprisonment is authorized, according to 18 U.S.C. § 3559.

Initial appearance or hearing—a criminal defendant's first appearance before a judge or magistrate.

Instant offense—the offense of conviction and all relevant conduct under U.S.S.G. § 1B1.3.

Intermittent sentence—a sentence to periods of confinement interrupted by periods of freedom. Under the federal sentencing guidelines, intermittent confinement may be a substitute for imprisonment for defendants with a guideline maximum of less than 16 months of imprisonment. Each 24 hours of intermittent confinement is credited as one day of incarceration.

J

Jail credit—the number of days deducted from an offender's sentence for time spent in custody before a prison sentence was imposed.

Jurisdictional offenses—offenses considered to be federal crimes because of the place in which they occurred, such as on an aircraft, or federal land or property. Jurisdictional offenses include certain crimes on Indian reservations, or at sea, that cannot be classified in a more specific substantive category.

Juvenile—a person subject to juvenile court proceedings because a statutorily defined event or condition was alleged to have occurred while his or her age was below the statutorily specified age limit of original jurisdiction of a juvenile court. Court jurisdiction is determined by age at the time of the event, not at the time of judicial proceedings. The age limit defining the legal categories "juvenile" and "adult" varies among states and also, with respect to specified crimes, within states. The generally applicable age limit within a given state is most often the 18th birthday. In statutes establishing criminal trial court jurisdiction over persons below the standard age for specified crimes (usually violent crimes, such as murder or armed robbery) the age limit may be lowered to 16 or even less. These variations in age factor are small enough to permit data aggregated on the basis of the state definition of juvenile to be comparable for many purposes. However, each state should note its age limit in statistics for general distribution.

Juvenile delinquency—an act committed by a juvenile for which an adult could be prosecuted in a criminal court, but for which a juvenile can be adjudicated in a juvenile court

or prosecuted in a court having criminal jurisdiction, if the juvenile court transfers jurisdiction.

K

Kidnapping—unlawfully seizing any person as defined in 18 U.S.C. § 1201 for ransom or reward, except in the case of a minor seized by a parent; includes receiving, possessing, or disposing of any money or other property delivered as ransom or as a reward in connection with a kidnapping as well as conspiring to kidnap any person.

L

Labor law violation—a violation of federal laws governing a broad spectrum of activities relating to labor-management relations, such as the Fair Labor Standards Act of 1938 and the Taft-Hartley Act.

Larceny—unlawful taking or attempted taking of property, other than a motor vehicle, from the possession of another, by stealth, without force and without deceit, with intent to permanently deprive the owner of the property; excludes taking that requires unlawful entry or force or is accomplished by deception.

Liquor violation—a violation of the Internal Revenue Service laws on liquor, as well as violations of liquor laws not cited under these laws. Liquor violations include dispensing or unlawfully possessing intoxicants in Indian country, transporting intoxicating liquors into any state, territory, district, or possession where sale is prohibited, shipping packages containing unmarked and unlabeled intoxicants, and shipping liquor by collect-on-delivery method (C.O.D.). Violations also include knowingly delivering a liquor shipment to someone other than to whom it has been consigned, and violating the Federal Alcohol Administration Act. Includes violations relating to regulation of the manufacture, sale, distribution, transportation, possession, or use of intoxicating liquor. Includes maintaining unlawful drinking places, advertising and soliciting orders for intoxicating liquor, bootlegging, operating a still, furnishing liquor to a minor or intemperate person, using a vehicle for the illegal transportation of liquor, drinking on a train or public conveyance, and all attempts to commit any of the aforementioned acts. Excludes public drunkenness and driving under the influence of alcohol.

M

Magistrates (U.S.), federal—judicial officers appointed by judges of federal district courts who have many but not all of the powers of a judge. Magistrates are designated to hear a wide variety of motions and other pretrial matters in both criminal and civil cases. With consent of the parties,

magistrates may conduct civil or misdemeanor criminal trials. Magistrates may not preside over felony trials or over jury selection in felony cases.

Mailing or transportation of obscene materials—a violation of federal law relating to knowingly using the mail for mailing obscene or crime-inciting matter, as defined in 18 U.S.C. § 1461 and 39 U.S.C. § 3001(e). Also includes transporting for sale or distribution, importing, or transporting any obscene matter in interstate or foreign commerce.

Major offense while on conditional release—allegation, arrest, or conviction of a crime for which the minimum sentence is incarceration for more than 90 days or probation for a period greater than 1 year.

Mandatory release—the release of an inmate from prison after confinement for a period equal to the inmate's full sentence, minus any statutory good time. Federal prisoners exiting prison on mandatory release may still be subject to a period of post-release community supervision.

Mandatory sentence—a sentence that includes a minimum term of imprisonment that the sentencing court is statutorily required to impose barring the government's motion of substantial assistance.

Mandatory sentencing enhancement—a form of mandatory sentence in which the minimum term of imprisonment is to be imposed consecutive to any other term of imprisonment imposed. Mandatory sentencing enhancements include 18 U.S.C. § 924(c), which provides for a 5-year to lifetime enhancement for the use of a firearm during the commission of a crime, and 18 U.S.C. § 844(h), which provides for a 5-year enhancement for the use of firearms or explosives during the commission of a crime. Also included is 18 U.S.C. § 929, which provides for a 5-year enhancement for the use of armor-piercing ammunition during the commission of a crime.

Material witness—a person with significant information about the subject matter of a criminal prosecution necessary to resolve the matter.

Matter—a potential case under review by a U.S. attorney and on which more than 1 hour is spent.

Matters concluded—matters in which a U.S. attorney has reached a final decision. Specifically includes matters filed as cases, matters declined after investigation, matters referred for disposition by U.S. magistrates, and matters otherwise terminated without reaching court.

Migratory birds offense—a violation of acts relating to birds that move from one place to another in season. Includes taking, killing, or possessing migratory birds, or any part, nest, or egg thereof, in violation of federal regulations or the transportation laws of the state, territory, or district from which the bird was taken. Also included is the misuse or nonuse of a migratory-bird hunting and conservation stamp.

Minor offense while on conditional release—conviction of a crime for which the maximum sentence is incarceration for 90 days or less, probation for 1 year or less, or a fine of \$500 or less.

Misdemeanor—a criminal offense punishable by a jail term not to exceed 1 year, and any offense specifically defined as a misdemeanor by the Administrative Office of the U.S. Courts for the purposes of data collection. According to 18 U.S.C. § 3559, misdemeanors are classified in three letter grades—A, B, and C—based on the maximum terms of imprisonment. Class A denotes an imprisonment term of 1 year or less, but more than 6 months; Class B denotes an imprisonment term of 6 months or less, but more than 30 days; and Class C denotes an imprisonment term of 30 days or less, but more than 5 days. Misdemeanor includes offenses previously called minor offenses that were reclassified under the Federal Magistrate Act of 1979.

Mistrial—a trial that has been terminated and declared invalid by the court because of some circumstance which creates a substantial and uncorrectable prejudice to the conduct of a fair trial, or which makes it impossible to continue the trial in accordance with prescribed procedures. The termination of a trial before its normal conclusion because of a procedural error; statements by a witness, judge, or attorney that prejudice a jury; a deadlock by a jury without reaching a verdict after lengthy deliberation (or a hung jury); or the failure to complete a trial within the time set by the court. When a mistrial is declared, the trial must start again with the selection of a new jury.

Mixed sentence—a sentence requiring the convicted offender to serve a term of imprisonment, followed by a term of probation.

Most serious offense—the offense charged that has the greatest potential sentence; or the offense with the greatest imposed sentence.

Motor carrier violation—a violation of the federal statutes relating to the Motor Carrier Act, which regulates the routes and rates of freight motor carriers and passenger motor carriers in interstate commerce. The Interstate Commerce Commission administers the Motor Carrier Act.

Motor vehicle theft—unlawful taking, or attempted taking, of a self-propelled road vehicle owned by another, with the intent to permanently or temporarily deprive the owner of possession; excludes vehicle parts.

Murder—the unlawful killing of a human being with malice aforethought that was either expressed or implied. This offense covers committing or attempting to commit murder (first or second degree) or voluntary manslaughter.

Murder (criminal willful homicide)—intentionally causing the death of another person without legal justification, or causing the death of another while committing or attempting to commit another crime; includes voluntary manslaughter.

Murder, negligent (involuntary) manslaughter—causing the death of another person without intent to cause death, with reckless or gross negligence, including by reckless or grossly negligent operation of a motor vehicle.

Murder, nonnegligent (voluntary) manslaughter—intentionally causing the death of another without legal justification or excuse, or causing the death of another while committing or attempting to commit another crime.

N

National defense violation—a violation of national defense laws under the Military Selective Service Act, the Defense Production Act of 1950, and the Economic Stabilization Act of 1970, which includes prices, rents, and wages, and the Subversive Activities Control Act. Includes violations relating to alien registration and treason, including espionage, sabotage, sedition, and the Smith Act of 1940. Also includes violations relating to energy facilities, curfew and restricted areas, exportation of war materials, trading with an enemy, and illegal use of uniform.

New law—federal defendants convicted and sentenced pursuant to the Sentencing Reform Act of 1984. See also, old law.

Nolle prosequi—Latin for “we shall no longer prosecute.” The termination of adjudication of a criminal charge by the prosecutor’s decision not to pursue the case, in some jurisdictions requiring approval of the court.

Nolo contendere—Latin for “I do not wish to contend.” The statement is a defendant’s plea in a criminal case, indicating that he or she will not contest the charges, but not admit or deny guilt. A plea of nolo contendere has the same effect as a plea of guilty, as far as the criminal sentence is concerned, but may not be considered as an admission of guilt for any other purpose. Nolo contendere is also referred to as a plea of “no contest.”

Noncitizen—a person who is without United States citizenship, including legal aliens—resident aliens, tourists, and refugees/asylees—and illegal aliens.

Nonjury trial—a trial in which the judge alone decides factual as well as legal questions, and makes the final judgment.

Not convicted—an acquittal or setting free by bench or jury trial, mistrial, or dismissal, including nolle prosequi and deferred prosecution.

Not guilty—a defendant’s formal answer in court to the charge or charges contained in a complaint, information, or indictment, claiming that he or she did not commit the offense or offenses listed. If the defendant refuses to plea, the court will enter a plea of not guilty. A verdict of “not guilty”

in a criminal trial means that a defendant was acquitted of the charges against him or her by the court.

O

Offense—a violation of United States criminal law. Where more than one offense is charged, the offense with the greatest potential penalty is reported.

Offense level—a quantification of the relative seriousness of the offense of conviction and any offense-specific aggravating or mitigating factors. Guideline offense levels range from level 1 (the least serious offense) to level 43 (the most serious offense).

Old law—defendants convicted and sentenced pursuant to laws applicable before the Sentencing Reform Act of 1984. See also, new law.

P

Parole—a period of supervision after a prisoner is released from custody and before the end of the federal sentence imposed. The U.S. Parole Commission is empowered to grant, modify, or revoke the parole of all federal offenders. Pursuant to the Sentencing Reform Act of 1984, parole was abolished and defendants are required to serve the imposed sentence (less 54 days per year good-time for sentences greater than 1 year, but not life imprisonment), followed by a term of supervised release. Because of the number of federal inmates sentenced under pre-Sentencing Reform provisions, the number of offenders on parole is declining.

Perjury—a false material declaration under oath in any proceeding before or ancillary to any court or grand jury of the United States. Includes knowingly or willfully giving false evidence or swearing to false statements under oath or by any means procuring or instigating any person to commit perjury. This offense also includes any officers or employees of the government listed under 13 U.S.C. §§ 21-25 who willfully or knowingly furnish, or cause to be furnished, any false information or statements.

Personal recognizance—a pretrial release condition in which the defendant promises to appear at trial and no financial conditions are imposed.

Petty offense—a federal misdemeanor punishable by six months or less in prison; a Class B misdemeanor, a Class C misdemeanor, or an infraction with fines as specified in 18 U.S.C. § 3571. See also, misdemeanor and infraction.

Plea-bargain—a defendant in a criminal proceeding agrees to plead guilty to a charge in exchange for the prosecution’s cooperation in securing a more lenient sentence or some other mitigation.

Pornographic—that which is of, or pertaining to, obscene or licentious literature. Material is pornographic or obscene if the average person, applying contemporary community standards, would find that the work taken as a whole appeals to the prurient interest; if it depicts sexual conduct in a patently offensive way; if the work lacks serious literary, artistic, political, or scientific value.

Possession—an offense involving the possession of a controlled substance, acquiring a controlled substance by misrepresentation or fraud, attempting or conspiring to possess, or simple possession of a controlled substance in schedules I through V, as defined by 21 U.S.C. § 812. Includes possession of a controlled substance in schedule I or II, or a narcotic drug in schedule III or IV onboard a United States vessel or vessels within custom waters of the United States, or by any United States citizen on board a vessel. In addition, possessing any punch, die, plate, stone, or any other instrument designed to reproduce the label upon any drug or container is an offense under this category. Distributing a small amount of marijuana for no remuneration is treated as simple possession and is included in this offense category.

Postal law violation—a violation of federal laws governing a broad spectrum of activities pertaining to the United States Postal Service.

Presentence Investigation Report (PSI), federal—a report prepared by a court's probation officer, after a person has been convicted of an offense, summarizing for the court the background information needed to determine the appropriate sentence. A federal probation officer conducts an investigation mandated by law, unless the court finds that there is information in the record sufficient to enable the meaningful exercise of sentencing authority pursuant to 18 U.S.C. § 3553, and the court explains this finding on the record. The PSI is intended to help the sentencing judges and others in the criminal justice system to evaluate the offender by providing a comprehensive background on the offender, which includes a summary of the current offense, prior criminal record, personal and family data, evaluation, and sentencing recommendations.

Presentment—historically, a grand jury's written notice of an offense based upon the grand jury's own knowledge or observation. In current usage, this can be a prosecutor's presentation of alleged facts and charges to a court or a grand jury.

Pretrial diversion—an agreement to defer (and possibly drop) prosecution conditioned on the defendant's good behavior and/or participation in programs, such as job training, counseling, or education, during a stated period.

Pretrial release—a defendant's release from custody to the community, for all or part of the time before trial or during prosecution, upon his or her promise to appear in court when required. The defendant may be released on

personal recognizance, unsecured bond, or under financial conditions. Pretrial release includes defendants released within 2 days after arrest and defendants released after posting bail or having release conditions changed at a subsequent hearing.

Pretrial revocation—the decision to detain a defendant for violating conditions of pretrial release or for committing a new crime while in a pretrial release status.

Preventive detention—the detention of a defendant awaiting trial for the purpose of preventing further misconduct.

Probation—sentence imposed for commission of a crime whereby the convicted criminal offender is released into the community under the supervision of a probation officer in lieu of incarceration. An act of clemency available only to those found eligible by the court, probation offers a chance for reform and rehabilitation for the defendant. For this purpose, the defendant must agree to specified standards of conduct; violation of such standards subjects the offender's liberty to revocation.

Procedural termination—a judgment based on the methods and mechanics of the legal process, including all the rules and laws governing that process. Procedural law is distinguished from substantive law, which involves the statutes and legal precedents upon which cases are tried and judgments made. See also, administrative case closure and terminated on the merits.

Property offense, fraudulent—a property offense that involves elements of deceit or intentional misrepresentation. These offenses specifically include embezzlement, fraud (excluding tax fraud), forgery, and counterfeiting.

Property offense, nonfraudulent—a violent offense against property, including burglary, larceny, motor vehicle theft, arson, transportation of stolen property, and other property offenses, such as the destruction of property and trespassing.

Property offense, other—an offense that involves the destruction of property moving in interstate or foreign commerce and in the possession of a common or contract carrier. Also includes the malicious destruction of government property or injury to United States Postal Service property, such as mailboxes or mailbags. Trespassing on timber and government lands is also included in this offense category.

Public-order offense, nonregulatory—an offense concerning weapons; immigration; tax law violations (tax fraud); bribery; perjury; national defense; escape; racketeering and extortion; gambling; liquor; mailing or transporting of obscene materials; traffic; migratory birds; conspiracy, aiding and abetting, and jurisdictional offenses; and other public-order offenses.

Public-order offense, other—a violation of laws pertaining to bigamy, disorderly conduct on the United States Capitol grounds, civil disorder, and travel to incite to riot. Also included in public-order offenses, nonregulatory.

Public-order offense, regulatory—a violation of regulatory laws and regulations in agriculture, antitrust, labor law, food and drug, motor carrier, and other regulatory offenses that are not specifically listed in the category public-order offenses, nonregulatory.

R

Racketeering and extortion—racketeering is demanding, soliciting, or receiving anything of value from the owner, proprietor or other person having a financial interest in a business, by means of a threat or promise, either expressed or implied. Extortion is the obtaining of money or property from another without the person's consent and induced by the wrongful use of force or fear. This offense code covers using interstate or foreign commerce or any facility in interstate or foreign commerce to aid racketeering enterprises, such as arson, bribery, gambling, liquor, narcotics, prostitution, and extortionate credit transactions. Also included are obtaining property or money from another (with the person's consent and induced by actual or threatened force, violence, blackmail) or committing unlawful interference with the person's employment or business. Racketeering and extortion includes transmitting, by interstate commerce or through the mail, any threat to injure the property, the person, or the reputation of the addressee or of another; or kidnapping any person with intent to extort.

Release, extraordinary—unusual methods by which a federal prisoner exits prison, such as death, commutation, or a transfer to another facility.

Release, standard—the usual way by which a federal prisoner exits prison, including full-term sentence expirations, expirations with good time, mandatory releases, and releases to parole.

Remand—to send back; the act of an appellate court in returning a case to a lower court for further action.

Remove—transfer from federal court (usually to a state court).

Restitution—a court requirement that an alleged or convicted offender pay money or provide services to the victim of the crime or provide services to the community.

Reversal—the act of a court setting aside the decision of a lower court. A reversal is often accompanied by a remand to the lower court for further proceedings.

Revocation—termination of a probation, parole, or mandatory release order because of a rule violation or a new offense, which forces the offender to begin or to continue serving his or her sentence.

Robbery—the unlawful taking or attempted taking of property that is in the immediate possession of another, by force or threat of force. Also included is assaulting or putting the life of any person in jeopardy by the use of a dangerous or deadly weapon while committing or attempting to commit such robbery.

Rule 20 transfer—upon petition by a defendant, a transfer of proceedings to the district in which the defendant is arrested, when the defendant is arrested, held, or present in a district other than that in which an indictment or information is pending against him or her. The defendant may state in writing a wish to plead guilty or nolo contendere, to waive trial in the district in which the indictment or information is pending, and to consent to the disposition of the case in the district in which the defendant was arrested.

Rule 40 transfer—upon petition by the U.S. attorney, commitment to another district; the transfer of proceedings of a defendant arrested in a district for an alleged offense committed in another district.

S

Sentence—the punishment ordered by a court for a defendant convicted of a crime. For sentences to incarceration, the maximum time the offender may be held in custody is reported. See also, split sentence, mixed sentence, indeterminate sentence, and mandatory sentence.

Sentencing guidelines (federal)—guidelines established by the U.S. Sentencing Commission to be followed by the federal courts in the sentencing of those convicted of federal offenses. Established pursuant to the Sentencing Reform Act of 1984, the sentencing guidelines prescribe a range of sentences for each class of convicted persons, as determined by categories of offense behavior and offender characteristics.

Sexual abuse—rape, assault with intent to commit rape, and carnal knowledge of a person under age 16 who is not one's spouse. Also includes sexual abuse of a minor and cases of sexual abuse in federal prisons.

Sex offense, nonviolent—coercing or enticing an individual (including minors) with the intent and purpose of engaging in prostitution, or any sexual activity for which any person can be charged with a criminal offense. Also includes transporting an individual (including minors), from one place to another in interstate or foreign commerce, with the

intent and purpose of engaging in prostitution, or any sexual activity for which any person can be charged with a criminal offense. Includes statutory rape, commercial sex offenses, and other nonviolent sex offenses.

Shock incarceration—an intense confinement program, consisting of a highly regimented schedule that provides the strict discipline, physical training, hard labor, drill, and ceremony characteristic of military basic training.

Special maritime and territorial jurisdiction—areas of federal jurisdiction outside the jurisdiction of any state, including (1) the high seas, Great Lakes, and connecting waterways; (2) federal lands; and (3) United States-owned aircraft in flight over the high seas.

Split sentence—see, mixed sentence.

Stale—a case or matter that is too old to support successful prosecution.

Substantial assistance—a form of cooperation with the government in which the defendant provides the government with information, testimony, or other assistance relating to the criminal activities of other persons in exchange for a sentence reduction. Substantial assistance provides the only mechanism for judges to impose a sentence below a mandatory sentence, applicable by the law that describes the offense.

Supervised release—under the Sentencing Reform Act of 1984, a form of postimprisonment supervision to be imposed by the court as a part of the sentence of imprisonment at the time of initial sentencing. Unlike parole, a term of supervised release does not replace a portion of the sentence of imprisonment, but rather is an order of supervision in addition to any term of imprisonment imposed by the court (compare also with probation).

Surety bond—an agreement by the defendant as a condition of release that requires a third party (usually a bail bondsman) to promise to pay the full bail amount in the event that the defendant fails to appear in court.

Suspect—an adult or juvenile considered by a criminal justice agency to be one who may have committed a specific criminal offense, but who has not been arrested or charged.

T

Tax law violations—federal tax fraud offenses include violations of laws within the Internal Revenue Service Code (26 U.S.C.). Included are income tax evasion and fraud, counterfeiting any stamps with intent to defraud the collection or payment of tax, willfully failing to collect or pay tax, and failure to obey summons to produce any papers concerning taxes. Also included are offenses such as failing to furnish receipts for employees of tax withheld, failing

to furnish information relating to certain trusts, annuity, and bond purchase plans, and putting fraudulent or false statements on tax returns. Violations of excise and wagering tax laws and not obtaining a license for a business that makes a profit from foreign items are also included in this offense category.

Technical violation—failure to comply with any of the conditions of pretrial release, probation, or parole, excluding alleged new criminal activity. Technical violations may result in revocation of an offender's release status. Conditions that may be imposed and then violated include remaining within a specified jurisdiction or appearing at specified intervals for drug tests.

Terminated on the merits—a judgment made after consideration of the substantive, as distinguished from procedural issues in a case. See also, procedural termination.

Termination—at the pretrial services stage: execution of sentence, acquittal, dismissal, diversion, or fugitive status; in the U.S. district court: conviction, acquittal, or dismissal; and at probation or supervised release: the removal of a person from supervision either for successful completion of the term of supervision or as the result of a revocation.

Threats against the President—knowingly and willfully depositing in the mail, at any post office, or by any letter carrier a letter, paper, writing, print, or document containing any threat to take the life of or to inflict bodily harm upon the President, Vice President, or any other officer in order of succession to the Presidency. Knowingly and willfully making such threats to the above-named people is included in this offense.

Time served—the portion of a prisoner's imposed sentence spent in prison (from arrival into jurisdiction of the Federal Bureau of Prisons until release from prison) plus any jail time served and credited. For prisoners serving concurrent sentences, time served may exceed the longest single sentence imposed.

Traffic offense—a violation of statutes relating to the operation, maintenance, use, ownership, licensing, and registration of self-propelled road vehicles, including driving under the influence, hit and run, and violations of law not requiring appearance in court.

Transportation violation—a violation of the federal statutes relating to the Motor Carrier Act, which regulates the routes and rates of freight motor carriers and passenger motor carriers in interstate commerce.

Transportation of stolen property—transporting, selling, or receiving stolen goods, stolen securities, stolen moneys, stolen cattle, fraudulent state tax stamps, or articles used in counterfeiting, if the above articles or goods involve or constitute interstate or foreign commerce.

Trial conviction—conviction by judge or jury after trial.

True bill—an indictment endorsed by a grand jury as warranting prosecution of the accused.

U

United States—the territory occupied by the 50 states and the District of Columbia, and the outlying territories of Guam, Puerto Rico, Northern Mariana Islands, and the U.S. Virgin Islands.

U.S. attorney—a lawyer appointed by the President in each judicial district to prosecute and defend cases for the federal government. The U.S. attorney employs a staff of assistant U.S. attorneys who appear as the government's attorneys in individual cases.

Unsecured bond—an agreement by the defendant as a condition of pretrial release in which the defendant agrees to pay the full bond amount in the event of nonappearance at trial, but is not required to post security as a condition to release.

V

Violation of pretrial release, probation, or parole—allegation of a new crime or a technical violation while on pretrial release, probation, or parole.

Violent offenses—threatening, attempting, or using physical force against a person. Includes murder, negligent manslaughter, assault, robbery, sexual abuse, kidnapping, and threats against the President. See also, specific offenses for citations.

W

Warrant—a court order (writ) that directs a law enforcement officer to conduct a search or arrest and bring a person before the judge, such as persons charged with a crime, escaped federal prisoners, or probation, parole, or bond default violators.

Warrant clearance or execution—refers to the closing of a fugitive investigation. Warrants can be cleared or executed in many ways, including the arrest or surrender of a fugitive, dismissal by the court, and lodging a detainer against a fugitive in custody. See also, detainer.

Warrant initiation—refers to the opening of a fugitive investigation upon receipt of a warrant.

Weapons violations—violations of any provisions of 18 U.S.C. §§ 922 (unlawful acts) and 923 (licensing) with regard to the manufacturing, importing, possessing, receiving, and licensing of firearms and ammunition. Includes manufacturing, selling, possessing, or transporting any switchblade knife; or making, receiving, possessing, or transporting a firearm not registered in the National Firearms Registration Transfer Record within any territory or possession of the United States, within Indian country, or within the special maritime and territorial jurisdiction of the United States. Also, engaging in importing, manufacturing, or dealing in firearms, if not registered with the secretary in the Internal Revenue Service District in which the business is conducted or not having paid a special occupational tax. In addition, this code covers cases wherein a crime of violence or drug trafficking enhanced punishment is handed down when the crime was committed with a deadly weapon.

Wildlife offense—a violation of federal law enacted to protect endangered or threatened species, as well as migratory birds. The Endangered Species Act (16 U.S.C. Conservation) makes it unlawful for any person to take, import, sell, or ship endangered or threatened wildlife. Under this code, the Migratory Bird Treaty Act protects migratory birds, and the Lacey Act prohibits the trade of illegally taken fish and wildlife.



The Bureau of Justice Statistics of the U.S. Department of Justice is the principal federal agency responsible for measuring crime, criminal victimization, criminal offenders, victims of crime, correlates of crime, and the operation of criminal and civil justice systems at the federal, state, tribal, and local levels. BJS collects, analyzes, and disseminates reliable and valid statistics on crime and justice systems in the United States, supports improvements to state and local criminal justice information systems, and participates with national and international organizations to develop and recommend national standards for justice statistics. William J. Sabol is acting director.

These statistical tables were prepared by the Urban Institute under the supervision of Mark Motivans of BJS. The tables were prepared under BJS grant number 2010-BJ-CX-K079. Principal staff at the Urban Institute were William Adams, Julie Samuels, Barbara Parthasarathy, Kamala Mallik Kane, KeDeuk Kim, Jessica Kelly, and Sybil Mendonca. Mark Motivans provided verification.

Irene Cooperman and Jill Thomas edited the report. Barbara Quinn produced the report.

January 2015, NCJ 248469



Office of Justice Programs
Innovation • Partnerships • Safer Neighborhoods
www.ojp.usdoj.gov