

Drugs and Crime Facts, 1990

A summary of drug data published in 1990

Drug data produced by BJS 1

Drug data 2

Criminal offenders at the time of offense 3

by criminal offenders 6

Arrestment 7

of drug defendants 9

and sentencing

Drug law violators 10

and sentencing of drug law violators

11

Prison by drug offenders 15

in correctional populations 16

About drugs 18

General population 21

3

Data Center & Clearinghouse 25

Information call toll-free

128662

Drugs & Crime Data

Drugs & Crime
Data Center
& Clearinghouse



Illicit drugs— Cultivation to consequences

The worldwide drug business

Cultivation & production
Foreign
Domestic

Distribution
Export
Transshipment
Import into U.S.

Finance
Money laundering
Profits

The fight against drugs

Enforcement
Border interdiction
Investigation
Seizure & forfeiture
Prosecution

Consumption reduction
Prevention
Education
Treatment

Consequences of drug use

Abuse
Addiction
Overdose
Death

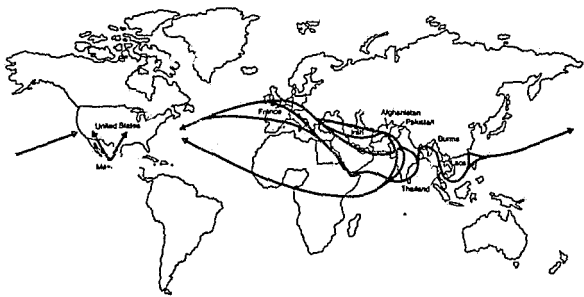
Crime
While on drugs
For drug money
Trafficking

Impact on justice system

Social disruption

The Drugs & Crime Data Center & Clearinghouse is funded by the Bureau of Justice Assistance and directed by the Bureau of Justice Statistics of the U.S. Department of Justice.

Major heroin smuggling routes into the United States



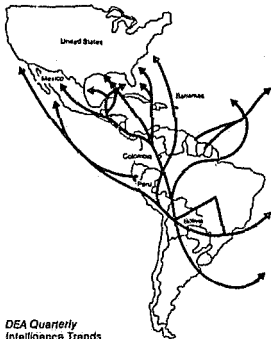
DEA Quarterly Intelligence Trends

One free phone call can give you access to a growing data base on drugs & crime

The new Data Center & Clearinghouse for Drugs & Crime is managed by the Bureau of Justice Statistics. To serve you, the center will —

- Respond to your requests for drugs and crime data.
- Let you know about new drugs and crime data reports.
- Send you reports on drugs and crime.
- Conduct special bibliographic searches for you on specific drugs and crime topics.
- Refer you to data on epidemiology, prevention, and treatment of substance abuse at the National Clearinghouse for Alcohol and Drug Information of the Alcohol, Drug Abuse, and Mental Health Administration.
- Publish special reports on subjects such as assets forfeiture and seizure, economic costs of drug-related crime, drugs and violence, drug laws of the 50 States, drug abuse and corrections, and innovative law enforcement reactions to drugs and crime.
- Prepare a comprehensive, concise report that will bring together a rich array of data to trace and quantify the full flow of illicit drugs from cultivation to consequences.

Major cocaine smuggling routes into the United States



DEA Quarterly Intelligence Trends

Call now and speak to a specialist in drugs & crime statistics:

1-800-666-3332

Or write to the Drugs & Crime Data Center & Clearinghouse
1600 Research Boulevard
Rockville, MD 20850



Drugs and Crime Facts, 1990

A summary of drug data published in 1990

Drug data produced by BJS	1
Access to current drug data	2
Drug use by criminal offenders at the time of offense	3
Past drug use by criminal offenders	6
Drug law enforcement	7
Pretrial release of drug defendants	9
Prosecution and sentencing of Federal drug law violators	10
Prosecution and sentencing of drug law violators in State courts	11
Time served in prison by drug offenders	15
Drug offenders in correctional populations	16
Public opinion about drugs	18
Drug use in the general population	21
Source notes	23
Drugs & Crime Data Center & Clearinghouse	25

For more information call or write:

Drugs & Crime Data Center & Clearinghouse
1600 Research Boulevard
Rockville, MD 20850
1-800-666-3332

U.S. Department of Justice
Office of Justice Programs
Bureau of Justice Statistics

Steven D. Dillingham, Ph.D.
Director

Single copies of any report cited here or any other BJS publications can be ordered from the Drugs & Crime Data Center & Clearinghouse, 1600 Research Blvd., Rockville, MD 20850, toll-free 1-800-666-3332. Please order using NCJ numbers listed in the source notes, pages 23-24.

Public-use tapes for BJS data sets and other criminal justice data are available from the National Archive of Criminal Justice Data, P.O. Box 1248, Ann Arbor, MI 48106 (1-800-999-0960 or 1-313-763-5010). Please specify the ICPSR number shown in the source notes, pages 23-24, when ordering.

The Assistant Attorney General, Office of Justice Programs, coordinates the activities of the following program offices and bureaus: Bureau of Justice Statistics, National Institute of Justice, Bureau of Justice Assistance, Office of Juvenile Justice and Delinquency Prevention, and Office for Victims of Crime.

NCJ-128662
August 1991

U.S. Department of Justice
National Institute of Justice

128662

This document has been reproduced exactly as received from the person or organization originating it. Points of view or opinions stated in this document are those of the authors and do not necessarily represent the official position or policies of the National Institute of Justice.

Permission to reproduce this [redacted] material has been granted by

Public Domain/OLP/BATS

U.S. Department of Justice

to the National Criminal Justice Reference Service (NCJRS).

Further reproduction outside of the NCJRS system requires permission of the [redacted] owner.

BJS reports on . . .

Drug data produced by BJS

Many BJS programs produce data on drug law enforcement, drug offenders, and drugs and crime. For example —

- the BJS National Crime Survey (NCS) asks victims of personal crimes if they believed the offenders had been using drugs
- the BJS Law Enforcement Management and Administrative Statistics (LEMAS) program produces information on drug-related programs in State and local police agencies
- the BJS National Pretrial Reporting Program (NPRP) examines drug law violators' criminal histories and status at time of arrest, pretrial release/detention status, trial appearance, and disposition
- the BJS court processing studies compare sentences given to drug offenders with those given to other offenders
- BJS reports on State prisoners, jail inmates, and incarcerated youth include data on their histories of drug use and drug offenses
- the BJS Federal Justice Statistics Program collects and publishes detailed data on drug law violators in the Federal justice system
- the annual BJS *Sourcebook of Criminal Justice Statistics* presents data on drug use in the general population and on public opinion toward drugs and enforcement of drug laws.

Drugs and Crime Facts, 1990 presents the most current information available relating to drugs and crime published by the Bureau of Justice Statistics in 25 different reports. Among reports published in fiscal and calendar 1990 were the following:

- *Felony Case Processing in State Courts, 1986* (BJS Special Report, February 1990) provides nationally representative data on convictions, sentences, and case processing for selected offenses, including drug trafficking.
- *Profile of Felons Convicted in State Courts, 1986* (BJS Bulletin, January 1990) provides detailed characteristics about persons convicted of drug trafficking and other felony offenses in State courts in 1986, including demographic characteristics and sentencing information.
- *Felony Defendants in Large Urban Counties, 1988* (BJS Report, April 1990) presents data on arrests, convictions, and sentences of persons arrested for felony drug offenses as well as other felonies.
- *Federal Criminal Case Processing, 1980-87* (BJS Special Report, May 1990) presents detailed data on the processing of cases in the Federal criminal justice system for 1980-87, including information on prosecutions, dispositions, and sentencing. An addendum, published in November 1990, presents final data for 1988 and preliminary data for 1989.

- *Violent State Prisoners and Their Victims* (BJS Special Report, July 1990) provides detailed characteristics of persons victimized by violent offenders in State prisons, including information on drug usage by the victim and offender.

- *Felons Sentenced to Probation in State Courts, 1986* (BJS Report, September 1990) provides national data on probation sentences in State courts, including demographic characteristics of convicted drug traffickers sentenced to probation.

- *Felony Sentences in State Courts, 1988* (BJS Bulletin, December 1990) presents national data on State court handling of drug traffickers and other felony offenders.

During fiscal 1990, BJS published two documents prepared by the Drugs & Crime Data Center & Clearinghouse:

- *State Drug Resources: A National Directory* (May 1990) is a comprehensive guide to State and Federal agencies that address drug abuse concerns.

- *Federal Drug Data for National Policy* (May 1990) gives an extensive listing of data sources produced at the Federal level that provide information pertaining to illegal drugs.

- *Drugs and Crime Facts, 1989* (January 1990) presented existing BJS data on the subject from diverse BJS reports.

Access to current drug data

In fiscal 1988, with funding from the Bureau of Justice Assistance (BJA), BJS established the Drugs & Crime Data Center & Clearinghouse to provide policymakers, criminal justice practitioners, researchers, and the general public with ready access to understandable information on drug law violations and drug-related law enforcement. The clearinghouse collects, collates, and reports on data from Federal, State, and local government agencies as well as the private sector.

The Drugs & Crime Data Center & Clearinghouse responds to policymakers' urgent need for the most current data on —

- illegal drugs
- drug law violations
- drug-related crime
- drug-using offenders in the criminal justice system
- drug treatment for offenders
- the impact of drugs on criminal justice administration.

The toll-free line for the Drugs & Crime Center & Clearinghouse is 800-666-3332. The data center is at the Research Triangle Institute (RTI) in Research Triangle Park, N.C. The clearinghouse is at Aspen Systems Corporation in Rockville, Md.

Drug use by criminal offenders at the time of offense

Victims reported that they believed their assailants were under the influence of drugs or alcohol in about 36% of the incidents of the violent crimes of rape, robbery, and assault, taken together (table 1). In 43% of violent incidents, the victim did not know whether the offender was under the influence.

Data from BJS surveys show that a third of State prisoners, a quarter of convicted jail inmates, and two-fifths of youths in long-term, State-operated facilities admit that they were under the influence of an illegal drug at the time of their offense.

Between 1974 and 1986 the proportion of State prisoners —

- under the influence of an illegal drug at the time of the offense for which they were incarcerated grew from 25% to 35%
- under the influence of cocaine at the time of the offense grew from 1% to almost 11%
- under the influence of heroin fell from 16% to 7%.

Most State prison inmates (54%) in 1986 reported that they were under the influence of drugs or alcohol or both at the time they committed the offense for which they were currently sentenced: 17% were under the influence of drugs only, and 18% were under the influence of drugs and alcohol. More than half (52%) of the State prisoners said they had taken illegal drugs during the month before committing the crime, and 43% said they had

Table 1. Violent offenders under the influence of drugs or alcohol, as perceived by victims

Type of crime	Percent of violent crime incidents where victim perceived the offender to be:								
	Total	Not under the influence	Under the influence					Not sure which substance	Not known if under the influence
			Total	Alcohol only	Drugs only	Both			
Crimes of violence	100%	20%	36%	22%	6%	6%	2%	43%	
Rape	100	15	46	23	13*	5*	5*	39	
Robbery	100	12	27	10	10	5	1*	61	
Aggravated assault	100	16	42	25	7	7	2	42	
Simple assault	100	26	36	25	4	6	2	38	

Note: Percents may not total 100% because of rounding. For incidents with more than one offender, data show incidents in which at least

one offender was under the influence.

*Estimate is based on 10 or fewer sample cases; see source.

used drugs on a daily basis in that month.

Nearly two-thirds (64%) of State prison inmates serving time for a violent offense in 1986 reported that either they or their victims were under the influence of drugs or alcohol at the time of the offense. Fifty-four percent of inmates reported using drugs or alcohol at the time of the offense, while nearly 30% of the victims were perceived to be using drugs or alcohol.

Among violent offenders in State prisons —

- 26% of offenders using drugs victimized someone also using drugs
- 40% of offenders who were drinking victimized someone drinking
- 17% of offenders who were drinking and using drugs victimized someone drinking and using drugs.

Table 2. Characteristics of violent offenders under the influence of drugs or alcohol, as reported by victims

Offender characteristics ^a	Percent of violent crime incidents where victim perceived the offender to be:							
	Total	Not under the influence	Under the influence				Not sure which substance	Not known if under the influence
			Total	Alcohol only	Drugs only	Both		
Sex								
Male	100%	19%	38%	23%	6%	6%	2%	43%
Female	100	34	27	17	6	3	1 ^b	39
Both sexes	100	17	47	23	13	11	— ^b	37
Race								
White	100%	23%	42%	28%	5%	7%	2%	35%
Black	100	18	27	12	9	4	2	55
Other	100	18	39	20	8 ^b	6 ^b	4 ^b	43
Age								
20 or younger	100%	29%	23%	14%	5%	3%	1% ^b	48%
21 or older	100	18	45	28	8	8	2	37
Mixed ages	100	11	44	27	4 ^b	12	2 ^b	44
Relationship to victim								
Nonstranger	100%	31%	40%	24%	6%	8%	1%	28%
Stranger	100	13	35	22	7	5	2	52

Note: Percents may not total 100% because of rounding. For incidents with more than one offender, data show incidents in which at least one offender was under the influence. Crimes committed by mixed racial groups are not

presented.

— Less than 0.5%.

^aDescribes single and multiple offenders.

^bEstimate is based on 10 or fewer sample cases; see source.

Drug use was highest among violent offenders who victimized strangers. Manslaughter was the crime which most involved drug or alcohol use by the offender, the victim, or both (76%). Sexual assault other than rape least involved drug or alcohol use (50%).

Among State prisoners —

- drug offenders and burglars were the most likely to have been under the influence of drugs at the time of their offense
- 19% had used a major drug (heroin, cocaine, PCP, or LSD) daily in the month before the offense for which they were imprisoned, and 70% of these (13% of all inmates) were convicted of a crime for gain (including robbery, burglary, drug trafficking, and larceny)
- half of those sentenced for robbery, burglary, larceny, or a drug offense were daily drug users, and about 40% were under the influence of an illegal drug when they committed the crime — a higher proportion than for inmates convicted of other crimes
- male inmates were somewhat more likely than female inmates to use drugs; however, the women in prison were somewhat more likely than the men to have used a major drug like heroin, cocaine, PCP, LSD, or methadone.

Nearly 40% of the youth incarcerated in long-term, State-operated facilities said they were under the influence of drugs at the time of their offense.

The 1989 BJS *Sourcebook of Criminal Justice Statistics* presented 1988 data from the National Institute of Justice (NIJ) Drug Use Forecasting (DUF) program for 20 U.S. cities. Of males tested, those testing positive for any drug ranged from a low of 54% in Indianapolis, Ind., and Kansas City, Mo., to a high of 83% in New York, N.Y. Of 26- to 30-year-old male arrestees in New York City who were tested, 93% tested positive for any drug; 86% tested positive for cocaine.

Among the 14 cities reporting data on female arrestees, a low of 44% of tested females had a positive test for any drug in St. Louis, Mo., to a high of 81% in Detroit, Mich.

Sources: The redesigned National Crime Survey: Selected new data. Profile of State prison inmates, 1986. Drug use and crime: State prison inmate survey, 1986. Jail inmates 1983. Survey of youth in custody, 1987. Violent State prisoners and their victims. U.S. Department of Justice, National Institute of Justice, 1988 Drug use forecasting annual report, as reported in the BJS Sourcebook of criminal justice statistics, 1989.

Past drug use by criminal offenders

Data from BJS surveys show that 79.6% of State prisoners, 75% of jail inmates, and 82.7% of youth in long-term public juvenile facilities had used drugs at some point in their lives.

In 1979, 42.7% of the 288,086 State prisoners either had been convicted of a drug crime or were daily users of illegal drugs in the month preceding the offense for which they were imprisoned. In 1986, 46.8% of the 500,725 State prisoners were actively involved with illegal drugs either as users or by conviction for a drug crime.

More than half the State prisoners who had ever used a major drug (heroin, methadone, cocaine, PCP, or LSD) reported that they had not done so until after their first arrest. Nearly 60% of those who had used a major drug regularly said such use began after their first arrest; half of the regular users began more than a year after their first arrest.

In 1986, 28% of prison inmates reported past drug dependency. The drugs most often mentioned were heroin (14%), cocaine (10%), and marijuana or hashish (9%).

In 1986, 30% of prison inmates reported that they had participated in a drug treatment program at some time: 12% more than once. About half the inmates who had participated in a program had received their most recent treatment while incarcerated.

For State prisoners who used drugs, the median age at which they began to use —

- any drug was 15
- a major drug was 17
- a major drug regularly was 18.

First use and first regular use of major drugs began an average of 2 years earlier among white inmates than among black inmates.

Three-fourths of all jail inmates in 1983 reported using illegal drugs at some time in their lives:

- 72% used marijuana.
- 38% used cocaine.
- 32% used amphetamines.
- 27% used barbiturates.
- Methaqualone, LSD, and heroin each had been used by more than 20% of the inmates.

Almost 83% of youth in long-term, State-operated juvenile facilities in 1987 reported use of an illegal drug in the past, and 63% had used an illegal drug on a regular basis. The most commonly mentioned drugs were marijuana, cocaine, and amphetamines.

Among drug-using youth in long-term, State-operated juvenile facilities, 19% said they first used drugs before age 10; 38% reported their first use was before age 12.

Sources: Drug use and crime: State prison inmate survey, 1986. Prisoners in 1988. Survey of youth in custody, 1987. Jail inmates 1983.

Drug law enforcement

Federal, State, and local agencies share responsibility for enforcing the Nation's drug laws. State and local authorities make most drug arrests — estimated at nearly 1.25 million in 1989 by the Federal Bureau of Investigation (FBI). The Drug Enforcement Administration (DEA) and the FBI arrested 24,646 drug suspects during the Federal fiscal year ending September 30, 1988. Federal agents also participated with State and local officials in joint efforts leading to the arrest of suspects.

Estimated number of adult arrests for drug violations reported by State and local police, 1980-89

Year	Sale/man- ufacture	Posses- sion	Total
1980	102,714	368,451	471,165
1981	93,143	374,913	468,056
1982	119,309	465,541	584,850
1983	128,948	454,526	583,474
1984	137,218	486,501	623,719
1985	170,307	548,290	718,597
1986	186,414	556,273	742,687
1987	219,176	630,345	849,521
1988	287,858	762,718	1,050,576
1989	404,275	843,488	1,247,763
Percent change, 1980-89	293.6%	128.9%	164.8%

Note: Table constructed by Drugs & Crime Data Center & Clearinghouse staff from *Prisoners 1989* (BJS) and *Crime in the United States* (FBI), pp. 171-72 and 182.

Of persons charged with a felony in 1988 in the 75 most populous counties —

- 35% of all arrestees were charged with a drug offense: 14% for drug sales or trafficking and 21% for other drug offenses
- 65% of persons arrested on drug charges were under age 30.

As reported in the 1989 BJS *Sourcebook of Criminal Justice Statistics* —

- the Federal Government seized 5,027 clandestine drug laboratories between 1975 and 1989
- in 1989, of the 852 labs seized, 683 manufactured methamphetamines
- in 1989 DEA's program for eradicating domestic marijuana resulted in the destruction of 130 million plants in 49,699 plots, 5,767 arrests, and 2,320 weapons seized
- in 1989 DEA confiscated 181,906 pounds of cocaine, 1,712 pounds of heroin, 13 pounds of opium, 751,396 pounds of marijuana, and 13.5 million dosage units of hallucinogens
- in 1989 the U.S. Customs Service seized 642,319 pounds of marijuana, 128,124 pounds of cocaine, and 2.6 million dosage units of drugs such as LSD and barbiturates

- in 1989 the U.S. Coast Guard confiscated 218,367 pounds of marijuana and 24,755 pounds of cocaine
- In 1989 the U.S. Postal Service made 886 arrests for mailing controlled substances
- In 1988 State and Federal courts authorized wiretaps in 435 narcotics cases.

Drug seizure data from different Federal agencies should not be added together because in many instances more than one agency participated in the operations.

Law enforcement agencies perform many drug-related functions in addition to seizing illegal drugs and arresting drug law violators:

- In 1987, almost half (47%) of State police agencies had primary responsibility for laboratory testing of drugs, but only the largest municipal and county agencies tended to have such responsibility.
- 78% of municipal police departments serving populations of 250,000 or more had special units for drug education in the schools, and 50% of those serving populations of 1 million or more had some type of drug-screening program.

Law enforcement agencies with primary responsibility for laboratory testing of drugs, by population served and type of agency, 1987

Population served	Type of agency	
	Local police	Sheriff
All sizes	4.3%	7.4%
1 million or more	76.9	35.3
500,000-999,999	48.2	20.1
250,000-499,999	45.3	15.2
100,000-249,999	16.9	14.2
50,000-99,999	17.1	10.4
25,000-49,999	9.6	5.2
10,000-24,999	4.2	4.6
Less than 10,000	2.7	5.6

Sources: *Prisoners in 1989. Felony defendants in large urban counties, 1988. Crime in the United States 1989*, Federal Bureau of Investigation. The Drug Enforcement Administration, the U.S. Coast Guard, the U.S. Customs Service, the Federal Bureau of Investigation, the U.S. Postal Service, and the Administrative Office of the U.S. Courts; all as reported in the BJS *Sourcebook of criminal justice statistics, 1989. Profile of State and local law enforcement agencies, 1987. Police departments in large cities, 1987.*

Pretrial release of drug defendants

Findings from a new BJS data series revealed that of persons charged with a felony drug offense in 1988 in the 75 most populous counties —

- 72% were released prior to case disposition
- 26% were held with bail set
- 2% were held without bail.

The median amount of bail set for a person charged with a drug offense was \$3,500.

Felony drug defendants with no prior conviction record were more likely to be released before case disposition than felony drug defendants with a prior conviction record. Eighty-two percent of drug defendants with no prior record were released, compared to 73% of those with at least one prior misdemeanor conviction, 58% of those with a prior nonviolent felony conviction, and 62% of those with a prior violent felony conviction.

Of felony drug defendants released prior to the disposition of their case, 43.6% were released within 1 day of their arrest, 80.6% within 1 week, 93.5% within 1 month, and 99.5% within 6 months.

Of felony drug defendants released before case disposition, 72% made all their court appearances.

Pretrial status of defendants charged with drug offenses, 1988

<u>Pretrial status</u>	<u>Percent of drug offense defendants</u>
Total	100%
Released	72%
Financial total	36%
Surety	19
Full cash	10
Deposit	6
Other	1
Nonfinancial total	36%
Release on recognizance	30
Unsecured bail	7
Detained	28%

Note: Detail may not add to total because of rounding.

Percent of felony defendants released before trial and median bail set, by type of offense, 1988

<u>Most serious felony arrest charge</u>	<u>Percent released prior to case disposition</u>	<u>Median bail set</u>
Murder	39%	\$35,000
Rape	55	17,500
Robbery	52	7,500
Assault	69	5,000
Burglary	53	5,000
Theft	64	2,500
Drug offenses	72	3,500
Sales/trafficking	69	5,000
Other	75	2,500

Source: *Felony defendants in large urban counties, 1988.*

Prosecution and sentencing of Federal drug law violators

Of all persons or organizations investigated by U.S. prosecutors in criminal matters concluded during 1988, 27% were suspected of drug law violations, up from 13.8% in 1980.

The number of suspects prosecuted for drug offenses increased from 7,003 in 1980 to 19,725 in 1988. U.S. attorneys declined to prosecute 18% (4,705) of suspected drug offenders who were investigated in matters closed in 1988, a lower percentage than for offenders suspected of violent offenses (27%), property offenses (41%), and regulatory offenses (55%).

The number of persons convicted of violating Federal drug laws rose to 13,376 in 1988 from 5,135 in 1980. This 160% increase exceeded the 45% growth in U.S. court convictions for all Federal offenses during the same years and accounted for over 60% of the total increase in Federal convictions.

The number of defendants convicted of drug possession offenses increased from 498 in 1980 to 1,812 in 1988 — a 264% increase. Drug possession convictions were 14% of all drug convictions in 1988.

Drug offenses accounted for 17% of all defendants convicted in 1980 and 31% of all defendants convicted in 1988. Drug trafficking offenses accounted for almost 27% of all defendants convicted

in 1988. The conviction rate for drug defendants increased from 74% in 1980 to 83% in 1988.

The percent of convicted Federal offenders charged with drug violations who were sentenced to prison rose from 72% in 1980 to 79% in 1988.

The average prison sentence for persons charged with Federal drug violations was longer than for all other offenses except violent crimes and racketeering in 1988.

Average sentence length for persons sentenced to Federal prisons for drug and non-drug offenses, 1988

All offenses	55.1 mos.
Federal drug offenses	71.3
Trafficking	73.6
Possession	13.6
Violent offenses	110.7
Other property offenses	32.7
Fraudulent property offenses	31.0
Regulatory offenses	30.4
Other public-order offenses	30.7
Racketeering	55.7

Federal sentences for drug offenses are longer than in the past. The average Federal prison sentence for drug offenses rose from almost 4 years in 1980 to almost 6 years in 1988.

Drug offenders comprised an increasing percentage of all defendants who were convicted and sentenced to Federal prison — from 27% in 1980 to 48% in 1988.

Sources: *Federal criminal case processing, 1980-87: Addendum for 1988 and preliminary 1988.*

Prosecution and sentencing of drug law violators in State courts

In the United States in 1988 there were an estimated 287,857 adults arrested for drug trafficking, 111,950 felony trafficking convictions, and 79,503 drug traffickers sentenced to incarceration (including 45,656 sentenced to prison).

Drug offenders comprised a third of all persons convicted of a felony in State courts in 1988. Drug traffickers accounted for 17% of all convicted felons, and drug possessors accounted for 17%.

The number of drug trafficking convictions in State courts increased 46% between 1986 and 1988. In the 75 largest counties, convictions for drug trafficking rose 61% during the same period.

Of persons convicted of drug trafficking in State courts in 1988 —

- 86% were male
- 56% were white, 43% black, and 1% of other races
- the average age was 30: 6% were between ages 14 and 19, 51% were between 20 and 29, 31% were between 30 and 39, 9% were between 40 and 49, 2% were between 50 and 59, and 1% were age 60 or older.

Seventy-one percent of persons convicted of drug trafficking in 1988 were sentenced to some kind of incarceration: 30% to jail and 41% to prison. Twenty-eight percent were sentenced to probation.

The average sentence length for persons convicted of drug trafficking and sentenced to prison was 5 years 6 months, of which the estimated time to be served was 1 year 8 months.

In 1986, sentences for 62% of convicted drug traffickers included probation —

- 34% were sentenced to straight probation
- 28% received split sentences (combining a term of incarceration and probation), where 8% were sentenced to a prison term and probation and 20% were sentenced to a jail term and probation.

Ninety percent of drug trafficking convictions in 1986 resulted from guilty pleas. Seven percent resulted from jury trials and three percent from bench trials. Drug traffickers were more likely to be sentenced to prison if convicted by a jury than if found guilty by a judge or if pleaded guilty.

Type of sentence imposed by State courts, by method of conviction, 1986

Method of conviction	Percent of drug traffickers sentenced to:			
	Prison	Jail	Probation	Other
Jury trial	71%	11%	17%	1%*
Bench trial	43	20	35	2*
Guilty plea	34	25	39	2

*Based on fewer than 10 sample cases.

Of the 47,951 convicted drug traffickers sentenced to probation in State courts in 1986, sentences for 44% included a collateral penalty. Of those sentenced to probation, 20% were also sentenced to restitution, 22% to drug treatment, and 29% were fined. Nineteen percent of the nonprobation sentences of convicted drug traffickers included a collateral penalty such as restitution, community service, or a fine.

The average probation sentence length for drug traffickers convicted in State courts in 1986 was 49 months: 53 months for those sentenced to straight probation, 62 months for those whose sentences included a prison term, and 38 months for those whose sentences included a jail term.

Of drug traffickers sentenced to probation, 84% were men and the average age was 29, while of those whose sentence did not include probation, 89% were men and the average age was 31.

The average (mean) time from arrest to sentencing was 211 days for a drug trafficking case resulting in a conviction in 1988. The average time was 246 days for jury trials, 323 days for bench trials, and 205 days for guilty pleas.

The average (mean) time from conviction to sentencing was 32 days in 1986. The average time was 30 days for jury trials, 42 days for bench trials, and 32 days for guilty pleas.

Average sentence length in State courts for drug trafficking, 1986

Method of conviction	Average sentence length in months					
	Prison		Jail		Probation	
	Mean	Median	Mean	Median	Mean	Median
Total	65	60	9	6	54	36
Jury trial	93	60	25	12	54	36
Bench trial	122	84	15	12	38	30
Guilty plea	59	54	8	6	54	36

Convicted felons sentenced by States to incarceration, 1988

	Percent of convicted State felons sentenced to incarceration	
	Total	Prison
Murder ^a	95%	91%
Rape	87	69
Robbery	89	75
Aggravated assault	72	45
Burglary	75	54
Larceny ^b	65	39
Drug trafficking	71	41

^aIncludes nonnegligent manslaughter.
^bIncludes motor vehicle theft.

Table 3. Average maximum prison sentence length imposed and estimated time to be served in prison, 1988

Most serious conviction offense	Average maximum sentence length	Estimated time to be served ^a
Murder ^b	239 mos.	79 mos.
Rape	183	71
Robbery	114	38
Aggravated assault	90	32
Burglary	74	22
Larceny ^c	50	15
Drug trafficking	66	20

^aDerived by multiplying percentage of sentence actually served by the mean sentence imposed. Percentage of sentence actually served was estimated from table 2-4, *National Corrections Reporting Program, 1985* (NCJ-123522), December 1990.

^bIncludes nonnegligent manslaughter.

^cIncludes motor vehicle theft.

In 1986, of adults arrested for felony drug offenses in five States — California, Minnesota, New York, Pennsylvania, and Virginia —

- 79% were prosecuted
- 57% were convicted
- 45% were sentenced to incarceration: 10% for more than 1 year (table 4).

Table 4. Disposition of felony arrests in five States, 1983 and 1986

Arrest offense:	Percent of persons arrested who were:			
	Prose- cuted	Con- victed	Sentenced to incarceration	
			Total	Prison
All offenses				
1983	83	62	37	10
1986	83	62	41	11
Violent offenses				
1983	82	56	36	15
1986	81	53	35	14
Property offenses				
1983	86	67	43	10
1986	86	67	47	11
Drug offenses				
1983	74	50	33	7
1986	79	57	45	10

The five States are California, Minnesota, New York, Pennsylvania, and Virginia.

Table 5. Disposition of felony arrests in the United States, 1988

Arrest offense	For 100 arrests:		
	Con- victed	Incarcerated	
		Total	Prison
Murder*	48	45	43
Robbery	32	28	24
Aggravated assault	10	7	5
Burglary	33	24	18
Drug trafficking	39	28	18

*Includes nonnegligent manslaughter.

In 1988, of convicted defendants arrested on a felony drug charge in the 75 most populous counties in the United States, 83% were convicted of a felony drug offense, 1% were convicted of another felony offense, and 16% were convicted of a misdemeanor.

Of felony defendants convicted of a felony or misdemeanor drug offense in the 75 most populous counties in the United States in 1988 —

- 34% were sentenced to prison
- 33% were sentenced to jail
- 31% were sentenced to probation
- 2% were fined.

Sources: Felony sentences in State courts, 1988. Felony case processing in State courts, 1986. Felony sentences to probation in State courts 1986. Felony defendants in large urban counties, 1988. Criminal cases in five States, 1983-86. Profile of felons convicted in State courts, 1986

Time served in prison by drug offenders

Typically, only part of the sentence handed down by the court is actually served in prison.

Average time served by persons released from State prisons in 1985

<u>Offense</u>	<u>Average time served</u>	<u>Percent of sentence served</u>
All	20.4 mos.	31.6%
Violent	30.3	33.6
Property	16.8	30.2
Drug	14.1	28.3
Possession	11.7	24.7
Trafficking	15.6	30.2
Other	13.2	27.2
Public-order	11.9	32.2
Other	14.0	28.5

Average time served by Federal prisoners^a

<u>Offense</u>	<u>Average time served</u>	<u>Percent of sentence served</u>
All	43.3 mos.	59.1%
Robbery	72.9	49.0
Drug	38.5	58.6
Weapons	31.5	69.4
Monetary crime ^b	26.5	63.8

^aEstimates reflect a cohort of Federal prisoners sentenced to more than a year. These prisoners had their first parole hearing during the year prior to June 30, 1980. They were released before January 1, 1987, or by that time had received a date of release from the U.S. Parole Commission.

^bMonetary crime includes counterfeiting, forgery, fraud, mail theft, embezzlement, interstate transportation of stolen securities, and receiving stolen property with intent to sell. It excludes burglary and robbery.

The 38.5-month average time served by Federal drug offenders was about 59% of their court-ordered maximum sentences. Offenders who received sentences of between —

- 1 and 5 years served an average of 2 years 1 month (70% of their sentences)
- 15 and 20 years served an average of 7 years 4 months (39% of their sentences).

Federal parole guidelines governing release of drug offenders were changed in 1987. Under the amended guidelines, drug offenders will be required to serve longer portions of their sentences. Many States have made similar changes that are expected to increase the amount of time served by drug law violators in State prisons.

Sources: *National corrections reporting program, 1985. Drug law violators, 1980-86: Federal offenses and offenders. Sentencing and time served: Federal offenses and offenders.*

Drug offenders in correctional populations

Drug law violators make up a growing share of Federal prison space:

- 22% of all admissions in fiscal 1980
- 34% of all inmates in fiscal 1986
- 48% of all inmates on January 1, 1990.*

Between 1979 and 1986 the percentage of inmates in State prison for —

- any drug offense rose from 6.4% to 8.6%
- drug possession rose from 1.6% to 2.9%
- drug trafficking rose from 4.4% to 5.4%.

In 1986 persons sentenced for drug trafficking made up 26.1% of State prison inmates with no known prior sentence to probation or incarceration. This was a larger proportion than for any other offense.

*Updated by Drugs & Crime Data Center & Clearinghouse from *Facts on Federal Bureau of Prisons*, January 1, 1990.

Offenses of persons in long-term, State-operated juvenile facilities (1987) and State adult prisons (1986)

Current offense	Percent of youth in long-term, State-operated juvenile institutions		Percent of inmates in State prisons
	Under age 18	Age 18 or older	
Violent	39.3%	52.3%	54.6%
Property	45.6	29.0	31.0
Drug	5.6	11.3	8.6
Public-order	7.2	6.8	5.2
Other*	2.4	.6	.7

*Includes juvenile status offenses for youth in State institutions.

As reported in the 1989 BJS *Sourcebook of Criminal Justice Statistics*, the proportion of juveniles in public facilities for drug offenses was higher than in private facilities:

Juveniles detained or committed for:	Type of facility		
	All	Public	Private
Crimes against persons	17%	25%	6%
Crimes against property	33	44	17
Drug-related offenses	5	7	3
Alcohol and public-order offenses	4	6	2
Probation/parole violation	5	8	1
Other delinquent acts	5	5	5
Nondelinquent reasons	31	6	66

Note: Percents may not total 100% because of rounding.

The proportion of drug offenders in local jails was about the same in 1978 and 1983:

Current offense	Percent of all inmates	
	1978	1983
Any drug offense	9%	10%
Trafficking	4	4
Possession/use	4	5
Other drug	1	1

In 1983, among drug offenders in local jails —

- 64% had been convicted and were awaiting sentencing, awaiting transfer to a State or Federal prison, or serving the sentence in jail
- 36% were on trial, awaiting trial, or not yet arraigned.

Of prisoners released in 1983 from prisons in 11 States, 50.4% of those incarcerated for drug law violations were rearrested within 3 years, compared to 68.0% of property offenders, 59.6% of violent offenders, and 54.6% of public-order offenders. Of all prisoners released that year, 9.5% had a drug law violation as the most serious offense for which they had been incarcerated. Drug offenses accounted for 14% of new charges against all those rearrested. Of those drug law violators released from prison in 1983, 24.8% were rearrested within 3 years for a drug law violation.

Percent of drug law violators released from prison in 1983 who within 3 years were —

Offenses	Rearrested	Reconvicted	Reincarcerated
Drug offenses	50.4%	35.3%	30.3%
Possession	62.8	40.2	36.7
Trafficking	51.5	34.5	29.4

Sources: *Drug law violators, 1980-86: Federal offenses and offenders. Profile of State prison inmates, 1986. Survey of youth in custody, 1987. Jail inmates 1983. Recidivism of prisoners released in 1983.* Office of Juvenile Justice and Delinquency Prevention, as reported in the *BJS Sourcebook of criminal justice statistics, 1989.*

Public opinion about drugs

As reported in the 1989 BJS *Sourcebook of Criminal Justice Statistics*, the percentage of Gallup Poll respondents describing drug abuse as the most important problem facing our country has grown steadily during the past several years:

<u>Date of Poll</u>	<u>Drug abuse most serious problem</u>
January 1985	2%
May 1985	6
July 1986	8
April 1987	11
September 1988	11
May 1989	27
November 1989	38

Gallup Poll respondents most often mentioned use of drugs as one of the biggest problems for schools in their communities. Giving that response in 1989 were —

- 30% of public-school parents
- 30% of non-public-school parents
- 35% of those with no children in school
- 34% of all surveyed.

In 1989, 58% of Gallup Poll respondents felt that drugs are the factor most responsible for crime in the United States, compared to 13% of 1981 Gallup Poll respondents. The most frequently mentioned factor in 1981 was unemployment (37%), which was mentioned by 14% of 1989 respondents.

In a 1987 Gallup Poll, 54% of youth age 13 to 17 said drug abuse was one of "the biggest problems facing people" their age. Other responses included alcohol abuse (12%), teenage pregnancy (11%), peer pressure (10%), AIDS (5%), and problems with parents (2%).

In 1988, 38% of Gallup Poll respondents said they favored the death penalty for convicted drug dealers who had not been convicted of murder.

When asked about spending for various social problems, 71% of the respondents to a 1989 National Opinion Research Center (NORC) Poll said this country is spending too little to deal with drug addiction.

NORC has asked adults (age 18 or older) about legalization of marijuana since 1973. During that time those who say marijuana should be made legal —

- peaked at 30% in 1978
- fell to a low of 16% in 1989.

College freshmen have been surveyed by NORC since 1968. In 1989, 16.7% of those surveyed agreed strongly or somewhat that marijuana should be legalized, down from a high of 52.9% in 1977. The 1989 respondents showed the lowest support for the legalization of marijuana since the question was first asked in 1968.

High school seniors have been surveyed each year since 1975. In —

- 1988, 15.1% felt using marijuana should be entirely legal, down from 32.9% feeling that way in 1978
- 1989, 79.5% reported worrying often or sometimes about drug abuse, up from 65.5% in 1978.

1989 high school seniors reporting they could obtain drugs fairly easily or very easily

Marijuana	84.3%
Amphetamines	64.3
Cocaine	58.7
Cocaine powder	53.7
Barbiturates	48.4
Crack	47.0
Tranquilizers	45.3
LSD	39.3
Heroin	31.4
PCP	28.9

The 1989 seniors were asked, "How harmful is the use of drugs?" The percents of those who answered by saying people are taking a "great risk" of harming themselves in regularly using the following were —

- marijuana/hashish, 77.5%, up from a low of 34.9% in 1978
- cocaine, 90.2%, up from a low of 68.2% in 1978
- heroin, 89.5%, virtually stable since 1978
- LSD, 84.3%, up from 81.1% in 1978.

In 1990 Gallup Poll respondents were asked how best the government should allocate its resources in its fight against drugs:

- 40% said "teaching young people about the dangers of drugs"
- 28% said "working with foreign governments to stop the export of drugs to this country"
- 19% said "arresting people in this country who sell drugs"
- 5% said "helping drug users to overcome their addiction to drugs"
- 4% said "arresting the people who use drugs."

Gallup Poll respondents were asked, "What is the most important thing that can be done to help reduce crime?"

In 1989, the most frequent response was to cut the drug supply (25%), followed by harsher punishment (24%). In 1981, 3% of respondents mentioned cutting the drug supply, while harsher punishment was mentioned by 38% of respondents.

In 1990 a Gallup Poll asked what respondents felt would be the effect of legalizing drugs:

Effect of legalization would increase:

Drug use in public schools	65%
The number of addicts	67
The number of drug overdoses	63
Drug-related crime	52

Sources: *The Gallup report*; National Opinion Research Center data made available through the Roper Center for Public Opinion Research; Alexander W. Astin *et al.*, *The American freshman: Twenty year trends*; Lloyd D. Johnston, Jerald G. Bachman, and Patrick M. O'Malley, *Monitoring the future 1975-1988*; Lloyd D. Johnston, Patrick M. O'Malley, and Jerald G. Bachman, *Drug use, drinking, and smoking: National survey results from high school, college, and young adult populations, 1975-1988*; all as reported in the BJS *Sourcebook of criminal justice statistics, 1989*. BJS *Sourcebook of criminal justice statistics, 1988*.

BJS reports on ...

Drug use in the general population

As reported in the 1989 BJS *Sourcebook of Criminal Justice Statistics*—

- 47.2% of 1988 high school seniors reported having ever used marijuana/hashish
- 12.1% reported having ever used cocaine
- 1.1% reported having ever used heroin.

Reported illegal drug use by high school seniors, 1989

Drug	Used within the last:	
	12 months*	30 days
Marijuana	29.6%	16.7%
Stimulants	10.8	4.2
Inhalants	6.9	2.7
Hallucinogens	6.2	2.9
Cocaine (other than crack)	5.2	1.9
Other opiates	4.4	1.6
Tranquilizers	3.8	1.3
Sedatives	3.7	1.6
Crack	3.1	1.4
Heroin	.6	.3

*Including the last 30 days.

Reported marijuana use by high school seniors within the previous 12 months fell to 29.6% in 1989, the lowest level since the survey began in 1975. Similarly, the 16.7% reporting such use within the last 30 days was also the lowest in the period.

Self-reports of drug use among high school seniors underrepresent drug use among youth of that age group because high school dropouts and truants are not included, and these groups are expected to have more involvement with drugs than those who stay in school.

Cocaine use among high school seniors during the late 1970's and 1980's peaked in 1985:

Year	Used cocaine within the last:	
	12 months*	30 days
1975	5.6%	1.9%
1976	6.0	2.0
1977	7.2	2.9
1978	9.0	3.9
1979	12.0	5.7
1980	12.3	5.2
1981	12.4	5.8
1982	11.5	5.0
1983	11.4	4.9
1984	11.6	5.8
1985	13.1	6.7
1986	12.7	6.2
1987	10.3	4.3
1988	7.9	3.4
1989	6.5	2.8

*Including the last 30 days.

As reported in the 1989 BJS *Sourcebook of Criminal Justice Statistics*, data from the 1988 National Household Survey on Drug Abuse show that marijuana and cocaine use are related to age:

Drug use	Age of respondent			
	12-17	18-25	26-34	35+
Marijuana				
Last month	6.4%	15.5%	10.8%	1.4%
Last year	12.6	27.9	17.6	3.2
Lifetime	17.4	56.4	62.1	19.6
Cocaine				
Last month	1.1%	4.5%	2.6%	.4%
Last year	2.9	12.1	8.0	.9
Lifetime	3.4	19.7	26.5	4.0

Table 6. Marijuana and cocaine use among college students, 1980-88

<u>Drug use</u>	<u>1980</u>	<u>1981</u>	<u>1982</u>	<u>1983</u>	<u>1984</u>	<u>1985</u>	<u>1986</u>	<u>1987</u>	<u>1988</u>
Marijuana									
Daily within last month	7.2%	5.6%	4.2%	3.8%	3.6%	3.1%	2.1%	2.3%	1.8%
Last month	34.0	33.2	26.8	26.2	23.0	23.6	22.3	20.3	16.8
Last year	51.2	51.3	44.7	45.2	40.7	41.7	40.9	37.0	34.6
Cocaine									
Daily within last month	.2%	0%	.3%	.1%	.4%	.1%	.1%	.1%	.1%
Last month	6.9	7.3	7.9	6.4	7.6	6.9	7.0	4.6	4.2
Last year	16.9	15.9	17.2	17.2	16.4	17.3	17.1	13.7	10.0

Sources: Lloyd D. Johnston, Patrick M. O'Malley, and Jerald G. Bachman, *Drug use, drinking, and smoking: National survey results from high school, college, and young adult populations, 1975-1988*; National Institute on Drug Abuse, *National household survey on drug abuse: Main findings, 1985*; both as reported in the BJS *Sourcebook of criminal justice statistics, 1989*. BJS *Sourcebook of criminal justice statistics, 1987*.

Source notes

Single copies of any report with an NCJ number can be obtained free from the Drugs & Crime Data Center & Clearinghouse, 1600 Research Blvd., Rockville, MD 20850; toll-free 800-666-3332.

Sources with an ICPSR number have a data set available on data tape, CD-ROM, or diskette. For more information, contact the National Archive of Criminal Justice Data at the University of Michigan, P.O. Box 1248, Ann Arbor, MI 48106, toll-free 1-800-999-0960.

Criminal cases in five States, 1983-86 (BJS Special Report), September 1989, NCJ-118798, ICPSR 8449, 8675, 8911, 9130

Crime in the United States, 1989, Federal Bureau of Investigation, August 1990, ICPSR 9028

Drugs & Crime Data Center & Clearinghouse (brochure), November 1989, BC-000133

Drug law violators, 1980-86: Federal offenses and offenders (BJS Special Report), June 1988, NCJ-111763, ICPSR 9296

Drug use and crime: State prison inmate survey, 1986 (BJS Special Report), July 1988, NCJ-111940, ICPSR 8711

Drugs and crime facts, 1989, January 1990, NCJ-121022

Federal criminal case processing, 1980-87, May 1990, NCJ-120069, ICPSR 9296

Federal criminal case processing, 1980-87: Addendum for 1988 and preliminary 1989, November 1990, NCJ-125616, ICPSR 9296

Federal criminal cases, 1980-87: Federal offenses and offenders (BJS Special Report), July 1989, NCJ-118311, ICPSR 9296

Federal drug data for national policy, May 1990, NCJ-122715

Felons sentenced to probation in State courts, 1986 (BJS Report), September 1990, NCJ-124944, ICPSR 9073

Felony case processing in State courts, 1986 (BJS Special Report), February 1990, NCJ-121753, ICPSR 9073

Felony defendants in large urban counties, 1988 (BJS Report), April 1990, NCJ-122385, ICPSR 9508

Felony sentences in State courts, 1988 (BJS Bulletin), December 1990, NCJ-126923, ICPSR 9449

Jail inmates 1983 (BJS Bulletin), November 1985, NCJ-99175, ICPSR 8274

National corrections reporting program, 1985, December 1990, NCJ-123522, ICPSR 8918

Police departments in large cities, 1987 (BJS Special Report), August 1989, NCJ-119220, ICPSR 9222

Profile of felons convicted in State courts, 1986 (BJS Report), January 1990, NCJ-120021, ICPSR 9073

Profile of State and local law enforcement agencies, 1987 (BJS Bulletin), March 1989, NCJ-113949, ICPSR 9222

Profile of State prison inmates, 1986 (BJS Special Report), January 1988, NCJ-109926, ICPSR 8711

Prisoners in 1989 (BJS Bulletin), May 1990, NCJ-122716

Recidivism of prisoners released in 1983 (BJS Special Report), April 1989, NCJ-116261, ICPSR 8875

Sentencing and time served: Federal offenses and offenders (BJS Special Report), June 1987, NCJ-101043, ICPSR 9296

Sourcebook of criminal justice statistics, 1987, September 1988, NCJ-111612

Sourcebook of criminal justice statistics, 1988, August 1989, NCJ-118318

Sourcebook of criminal justice statistics, 1989, September 1990, NCJ-124224

State drug resources: A national directory, May 1990, NCJ-122582

Survey of youth in custody, 1987 (BJS Special Report), September 1988, NCJ-113365, ICPSR 8992

The redesigned National Crime Survey: Selected new data (BJS Special Report), January 1989, NCJ-114746, ICPSR 8864

Violent state prisoners and their victims (BJS Special Report), July 1990, NCJ-124133, ICPSR 8711

Drugs & Crime Data Center & Clearinghouse

The Drugs & Crime Data Center & Clearinghouse serves the drugs-and-crime information needs of —

- Federal, State, and local policymakers
- criminal justice and public health practitioners
- researchers and universities
- private corporations
- the media
- the public

with special attention to the needs of State and local government agencies, especially those seeking data to meet the statistical requirements of the Anti-Drug Abuse Grant Program of the Bureau of Justice Assistance (BJA).

The clearinghouse component —

- disseminates BJS and other Department of Justice publications relating to drugs and crime
- distributes data summaries and selected bibliographies on specific drugs-and-crime topics
- maintains a data base of some 1,700 annotated bibliographies of statistical and research reports, books, and journal articles on drugs and crime
- searches the bibliographic data base to fill requests for data on specific topics
- advises requesters on data availability and usefulness and on data sources that may meet their needs
- provides statistics and bibliographic citations by mail or telephone
- maintains a reading room where visitors can use the clearinghouse collection of close to 3,500 documents on drugs and crime

- coordinates with Federal, State, and local agencies in identifying other data resources and makes referrals.

The data center component —

- prepares a comprehensive national report on drugs and crime compiling drug data from various sources into one easy-to-understand volume to be used as a national resource document
- analyzes existing drug data and prepares special reports
- evaluates existing drug data for statistical quality and usefulness, suggests improvements, and identifies drug data gaps
- prepares special computer tabulations that are not available elsewhere
- prepares annotated bibliographies of new drugs-and-crime reports to be added to the data base the clearinghouse uses to respond to requests.

During 1990 the Data Center & Clearinghouse —

- prepared *Drugs and crime facts, 1989* (January 1990), which presents existing BJS data on the subject from diverse BJS reports
- prepared *State drug resources: A national directory* (May 1990), a guide to State and Federal agencies that address drug abuse concerns
- prepared *Federal drug data for national policy* (May 1990), an extensive listing of data sources at the Federal level that can provide information pertaining to illegal drugs
- prepared a brochure describing the services of the Drugs & Crime Data Center & Clearinghouse

**Drugs & Crime
Data Center & Clearinghouse**

- handled about 5,200 requests for information
- expanded the bibliographic data base to about 1,700 documents and library holdings to about 3,500 items
- distributed about 15,000 drugs-and-crime documents, 80% of which were BJS publications
- attended nine national conferences and provided support to six others
- provided assistance to BJA grant recipients at regional cluster meetings
- archived the 1989 and 1990 Drug Control and System Improvement Formula Grant Program applications from the Bureau of Justice Assistance (State strategies)
- assembled drugs-and-crime documents from 49 States and territories as a result of letters sent requesting State drug strategies as well as other State-specific documents
- provided technical assistance to the Office of National Drug Control Policy including data for development of the national drug control strategies
- developed working relationships with and made arrangements for distributing documents among other drug-related clearinghouses, including the National Clearinghouse for Alcohol and Drug Information (treatment and prevention), the National AIDS Information Clearinghouse, and the Drug Information and Strategy Clearinghouse (drugs in public housing)

- continued research and writing for a comprehensive report on drugs and crime.
- continued data analysis and writing for a series of special reports on various drug-related topics.

In 1991, the Drugs & Crime Data Center & Clearinghouse plans to produce —

- a report on the sanctioning of drug law violators
- a report on the cost of drug law enforcement
- a report on drug testing in criminal justice settings
- a technical guide to drug data sources
- a series of fact sheets on current topics of interest in the area of drugs and crime
- additional reports on drug-related topics
- the comprehensive report on drugs and crime.

The toll-free line for the Drugs & Crime Center & Clearinghouse is 800-666-3332. The data center is at the Research Triangle Institute (RTI) in Research Triangle Park, N.C. The clearinghouse is at Aspen Systems Corporation in Rockville, Md.

Publications order form, Fall 1991

Attorney General

Drug trafficking: A report to the President 8/89 119844

Drugs & Crime Data Center & Clearinghouse

Drugs and crime facts, 1990 6/91 128662
 State drug resources: A national directory 5/90 122582
 Federal drug data for national policy 4/90 122715
 Selected bibliographies on special topics by request; call 1-800-666-3332
 Drugs & Crime Data Center & Clearinghouse brochure BC 133
 Drugs & Crime Data Center & Clearinghouse rolodex card BC 100

Bureau of Justice Statistics

Tracking offenders, 1988 6/91 129661
 Prisoners in 1990 5/91 129198
 Profile of jail inmates 4/91 129097
 Felony sentences in State courts, 1986 12/90 126923
 Federal criminal case processing, 1980-87: Addendum for 1988 and preliminary 1989 11/90 125616
 Sourcebook of criminal justice statistics, 1989 10/90 124224
 Tracking offenders, 1987 10/90 125315
 Prosecution of felony arrests, 1987 9/90 124140
 Compendium of Federal justice statistics, 1985 8/90 123560
 Violent State prisoners and their victims 7/90 124133
 Prisoners in 1989 5/90 122716
 Federal criminal case processing, 1980-87 5/90 120069
 Felony defendants in large urban counties, 1988 4/90 122385
 Drugs and crime facts, 1989 1/90 121022
 Federal criminal cases, 1980-87 7/89 118311

Recidivism of prisoners released in 1993 4/89 116261
 BJS annual report, fiscal 1988 3/89 115749
 Felony sentences in State courts, 1986 2/89 115210
 The redesigned National Crime Survey: Selected new data, 1986-87 11/4746
 Survey of youth in custody, 1987 9/88 113365
 Drug use and crime: State prison inmate survey, 1986 6/88 111940
 Drug law violators, 1980-86: Federal offenses and offenders 6/88 111763
 Report to the Nation on crime and justice: 2nd edition 6/88 105506
 Drunk driving 2/88 109945
 Pretrial release and detention: The Bail Reform Act of 1984, 1985 2/88 109929
 Profile of State prison inmates, 1986 1/88 109926
 Tracking offenders, 1984 1/88 109686
 Time served in prison and on parole, 1984 12/87 108544
 Sentencing outcomes in 28 felony courts, 1985 8/87 105743
 Sentencing and time served: Federal offenses and offenders, 1985-86 6/87 101043
 Recidivism of young parolees, 1978-84 5/87 104916
 Prison admissions and releases, 1983 3/86 100582
 Jail inmates, 1983 11/85 99175
 Felony sentencing in 18 local jurisdictions, 1983-84 5/85 97681
 Examining recidivism, 1979-83 2/85 96501
 Pretrial release and misconduct: Federal offenses and offenders, 1979 1/85 96132
 Report to the Nation on crime and justice: 1st edition 10/83 87068
 Prisoners and drugs, 1979 3/83 87575
 Prisoners and alcohol, 1979 1/83 86223

National Institute of Justice

Drug Use Forecasting, second quarter, 1990 6/91 129100

Drug Use Forecasting, first quarter, 1990 10/90 124550
 Drug Use Forecasting annual report, 1989, drugs and crime 6/90 123941
 Drug Use Forecasting, fourth quarter 1989 5/90 123265
 Urine testing of detained juveniles to identify high-risk youth 5/90 119965
 Drug Use Forecasting, third quarter 1989 3/90 122564
 1988 Drug Use Forecasting annual report 3/90 122225
 Drug Use Forecasting: April-June 1989 12/89 120742
 Assessment of pretrial urine testing in the District of Columbia 12/89 119968
 Prison programs for drug-involved offenders 10/89 118316
 The police and drugs 9/89 117447
 Drug Use Forecasting: Jan.-Mar. 1989 7/89 119517
 Mandatory and random drug testing in the Honolulu Police Department 2/89 117718
 In-prison programs for drug-involved offenders 7/89 117999

Bureau of Justice Assistance

American probation and parole association's drug testing guidelines and practices for adult probation and parole agencies 7/91 129199
 Edward Byrne memorial state and local law enforcement assistance program (FY 1991 discretionary program application kit) 2/91 128133
 Access to criminal history records by TASC programs: Monograph 6/90 124138
 Treatment alternatives to street crime (TASC): Resource catalog 10/89 119847
 Drug recognition program: Monograph 4/89 117432
 Treatment alternatives to street crime: Program brief 1/88 116323
 Urinalysis as a part of a TASC Program (Monograph) 7/88 115416
 TASC: Implementing the model 9/88 116322
 TASC participants manual 9/88 116321

All documents are free. For orders of more than 10 documents please call 1-800-666-3332 for postage and handling estimate (special rates for libraries).

Check titles desired, fill in blanks below, and mail to: Drugs & Crime Data Center & Clearinghouse, 1600 Research Boulevard, Rockville, MD 20850.

Please add my name to the Drugs and Crime mailing list.

Name _____ Title _____

Organization _____ Daytime phone _____

Address _____

City, State, zip _____

Now available on microfiche

For librarians and researchers, 20 years of criminal justice statistics in complete, convenient form – free bibliographies have subject-title index and abstract for each title

Publications of the Bureau of Justice Statistics:

1985-89 (240 reports)

1971-84 (284 reports)

Reports on crime, victims, offenders, and criminal justice system operations from major data series:

- National Crime Survey
- Law enforcement management
- Prisons, jails, capital punishment
- Recidivism, parole, probation
- Courts
- Drugs and crime
- Privacy and security
- Computer crime
- Criminal justice information policy
- Federal justice statistics
- Justice expenditure and employment
- Bulletins and Special Reports
- Sourcebook of Criminal Justice Statistics
- Report to the Nation on Crime and Justice

For more information, call the
Justice Statistics Clearinghouse
at 800-732-3277

Order form

Yes! Send me *Publications of the Bureau of Justice Statistics, 1985-89* microfiche library with free *Topical Bibliography* for \$190 (\$200 Canada and \$235 other foreign countries):

\$ _____

Yes! Send me *Publications of the Bureau of Justice Statistics, 1971-84* microfiche library with free *Topical Bibliography* for \$203 U.S. and Canada (\$248.25 other foreign countries):

\$ _____

Send me only the topical bibliography(ies) for *Publications of the Bureau of Justice Statistics* for \$17.50 each (\$18.50 Canada, \$22.50 other foreign countries):

1985-89 \$ _____
 1971-84 \$ _____

Return with payment to:
Justice Statistics Clearinghouse/NCJRS,
Dept. F-AKD, Box 6000, Rockville, MD 20850

Name _____

Title _____

Agency _____

Address _____

Telephone (____) _____

My check for \$ _____ is enclosed.

Charge my

___ Visa

___ Mastercard

Card no. _____

Exp. date _____

Signature _____

Charge my NCJRS Deposit Account no. _____

Government Purchase Order no. (add \$2 processing fee) _____

Total of order: \$ _____

Bureau of Justice Statistics reports

(Revised July 1991)

Call toll-free 800-323-3277 (local 301-251-5500) to order BJS reports, to be added to one of the BJS mailing lists, or to speak to a reference specialist in statistics at the Justice Statistics Clearinghouse, National Criminal Justice Reference Service, Box 6000, Rockville, MD 20850.

BJS maintains the following mailing lists:

- Law enforcement reports (new)
- Drugs and crime data (new)
- Justice spending & employment
- White-collar crime
- National Crime Survey (annual)
- Corrections (annual)
- Courts (annual)
- Privacy and security of criminal history information and information policy
- Federal statistics (annual)
- BJS bulletins and special reports (approximately twice a month)
- Sourcebook of Criminal Justice Statistics (annual)

Single copies of reports are free; use NCI number to order. Postage and handling are charged for bulk orders of multiple titles. For single copies of single titles, up to 10 titles are free; 11-40 titles \$10; more than 40, \$20; libraries call for special rates.

Public-use tapes of BJS data sets and other criminal justice data are available from the National Archive of Criminal Justice Data (formerly CJAIN), P.O. Box 1248, Ann Arbor, MI 48106 (toll-free 1-800-959-0960).

National Crime Survey

The Nation's two crime measures: Uniform Crime Reports and the National Crime Survey, NCI-122735, 430

Criminal victimization in the U.S.: 1973-86 trends, NCI-123392, 791
1988 (final), NCI-123391, 910
1988 (final report), NCI-122224, 910
1987 (final report), NCI-115524, 908

Special reports

Handgun crime victims, NCI-123559, 790
Black victims, NCI-122562, 490
Hispanic victims, NCI-123571, 190
The redesigned National Crime Survey: Selected new data, NCI-114745, 189
Motor vehicle theft, NCI-109976, 308
Elderly victims, NCI-107876, 1187
Violent crime trends, NCI-107217, 1187
Robbery victims NCI-104538, 487
Violent crime by strangers and non-strangers, NCI-103702, 187
Preventing domestic violence against women, NCI-102037, 898
Crime prevention measures, NCI-100438, 358

The use of weapons in committing crimes, NCI-99643, 188
Reporting crimes to the police, NCI-99432, 1285
The economic cost of crime to victims, NCI-93450, 484

BJS bulletins

Crimes and the Nation's households, 1990, NCI-100302, 701
Criminal victimization 1989, NCI-125615, 1090

The rate of rape, NCI-86777, 385
Household burglary, NCI-96021, 185
Measuring crime, NCI-75710, 261

BJS technical reports

New directions for the NCS, NCI-115571, 1090
Series crimes: Report of a field test, NCI-104615, 467

Teenage victims of crime, NCI-128129, 591
Female victims of violent crime, NCI-127187, 161
Redesign of the National Crime Survey, NCI-11457, 388
The seasonality of crime victimization, NCI-111033, 688
Crime and older Americans information package, NCI-10459, 510, 587
Victimization and fear of crime: World perspectives, NCI-93872, 185, 59,15
The National Crime Survey: Working papers, vol. I: Current and historical perspectives, NCI-75374, 852
vol. II: Methodology studies, NCI-90307

Corrections

BJS bulletins and special reports:
Prisoners in 1990, NCI-123198, 591
Women in prison, NCI-127991, 491
Capital punishment 1989, NCI-124545, 1090
Violent State prison inmates and their victims, NCI-124133, 780
Prisoners in 1989, NCI-122718, 590
Prison rule violations, NCI-120344, 1289
Capital punishment 1989, NCI-118313, 789
Recidivism of prisoners released in 1985, NCI-116261, 489
Drug use and crime: State prison inmates Survey, 1986, NCI-119440, 788
Time served in prison and on parole 1984, NCI-106544, 1287
Profile of State prison inmates, 1988, NCI-102926, 178
Imprisonment in four countries, NCI-103967, 287
Population density in State prisons, NCI-102094, 1288
State and Federal prisoners, 1925-85, NCI-102494, 1186
Prison admissions and releases, 1983, NCI-102652, 398
The prevalence of imprisonment, NCI-93657, 785

Race of prisoners admitted to State and Federal institutions, 1929-88, NCI-125018, 691
National corrections reporting program, 1985, NCI-123822, 1290
Prisoners at midyear 1990 (press release), 1090
Correctional populations in the U.S.: 1985, NCI-124289, 391
1987, NCI-118782, 1289
1988, NCI-118111, 289
Historical statistics on prisoners in State and Federal institutions, year-ended 1925-86, NCI-111098, 688
1984 census of State adult correctional facilities, NCI-105585, 787

Census of jails and survey of jail inmates: BJS bulletins and special reports:
Drug use and jail inmates, NCI-130389, 791
Jail inmates 1990, NCI-120756, 891
Profile of jail inmates 1988, NCI-128097, 491
Jail inmates, 1989, NCI-123284, 690
Population density in local jails, 1988, NCI-122296, 390
Census of local jails, 1988 (BJS bulletin), NCI-121101, 290
Jail inmates, 1987, NCI-114319, 1288
Drunk driving, NCI-109945, 288
Jail inmates, 1986, NCI-107123, 1087
Census of local jails 1980, vol. I, Summary, NCI-127992, 491
Census of local jails, 1983: Data for individual jails, vols. I-V, Northeast, Midwest, South, West, NCI-112796-9; vol. V. Selected findings, methodology, summary tables, NCI-12795, 1180

Parole and probation

BJS bulletins
Probation and parole: 1988, NCI-126333, 1190
1989, NCI-119970, 1189

BJS special reports

Recidivism of young parolees, NCI-104916, 587
Children in custody
Census of public and private juvenile detention, correctional, and shelter facilities, 1975-85, NCI-114656, 699
Survey of youth in custody, 1987 (special report), NCI-113365, 988

Law enforcement management

BJS bulletins and special reports:
Police departments in large cities, 1987, NCI-119220, 899
Profile of state and local law enforcement agencies, NCI-113949, 389

Expenditure and employment

BJS bulletins:
Justice expenditure and employment: 1988, NCI-123132, 790
Anti-drug abuse formula grants: Justice variable pass-through data, 1988 (BJS technical report), NCI-120070, 300
Justice expenditure and employment: 1988 (full report), NCI-125619, 791
1985 (full report), NCI-106356, 8789
Extracts, 1984, 1985, 1986, NCI-124139, 791

Courts

BJS bulletins:
Preltrial release of felony defendants, 1988, NCI-127202, 291
Felony sentences in State courts, 1988, NCI-126923, 1290
Criminal defense for the poor, 1986, NCI-112919, 989
State felony courts and felony laws, NCI-106273, 987
The growth of appeals: 1973-83 trends, NCI-98381, 295
Case filings in State courts 1983, NCI-95111, 1084

BJS special reports

Felony case processing in State courts, 1988, NCI-121753, 290
Felony case-processing times, NCI-101865, 898
Felony sentencing in 18 local jurisdictions, NCI-97681, 685

Felons sentenced to probation in State courts, 1986, NCI-124944, 1190
Felony defendants in large urban counties, 1988, NCI-122305, 490
Profile of felons convicted in State courts, 1986, NCI-120021, 190
Sentencing outcomes in 28 felony courts, NCI-105743, 897
The prosecution felony arrests: 1987, NCI-124140, 990
Felony laws of the 50 States and the District of Columbia, 1986, NCI-105066, 289, 314-60
State court model statistical dictionary, Supplement, NCI-98326, 995
1st edition, NCI-82320, 980

Privacy and security

Compendium of State privacy and security legislation:
1989 overview, NCI-121157, 590
1987 overview, NCI-111097, 898
1989 full report (1,500 pages microfiche \$2, hard copy \$145), NCI-121156, 990
Criminal justice information policy:
Forensic DNA analysis: Issues, NCI-128567, 691
Statutes requiring use of criminal history record information, NCI-128896, 691
Survey of criminal history information systems, NCI-125620, 391
Original records of entry, NCI-125626, 1290
BJS/SEARCH conference proceedings: Criminal justice in the 1990's: The future of information management, NCI-121697, 590
Juvenile and adult records: One system, one record, NCI-119497, 1190
Open vs. confidential records, NCI-113560, 188
Strategies for improving data quality, NCI-115336, 589
Public access to criminal history record information, NCI-111458, 1188
Juvenile records and recordkeeping systems, NCI-112815, 1188
Automated fingerprint identification systems: Technology and policy issues, NCI-104342, 491
Criminal justice "hot" files, NCI-101850, 1286

Drugs & crime data:

Drugs and crime facts, 1990, NCI-128662, 791
State drug measures: A national directory, NCI-122582, 590
Federal drug data for national policy, NCI-122715, 490
Drugs and crime facts, 1989, NCI-121022, 1290

Computer crime

BJS special reports:
Electronic fund transfer fraud, NCI-96666, 285
Electronic fund transfer and crime, NCI-92650, 284
Electronic fund transfer systems fraud, NCI-100481, 486
Expert witness manual, NCI-77027, 981, 511-50

Federal justice statistics

Federal criminal case processing, 1980-87, Addendum for 1988 and preliminary 1989, NCI-127202, 291
Compendium of Federal justice statistics 1988, NCI-125617, 191
1985, NCI-123550, 990
1984, NCI-112819, 989
The Federal civil justice system (BJS bulletin), NCI-104789, 887
Federal offenses and offenders
BJS special reports:
Immigration offenses, NCI-124546, 690
Federal criminal cases, 1980-87, NCI-118311, 789
Drug law violators, 1980-86, NCI-111763, 689
Pretrial release and detention: The Bail Reform Act of 1984, NCI-109929, 283
White-collar crime NCI-106876, 987

General

BJS bulletins and special reports:
BJS telephone contacts, 91, NCI-130133, 781
Tracking offenders 1988, NCI-126961, 691
Tracking offenders, 1987, NCI-125315, 1090
Criminal cases in five states, 1983-85, NCI-118786, 989
International crime rates, NCI-110776, 588
BJS program application kit, fiscal 1991, NCI-128413, 391
Violent crime in the United States, NCI-127855, 391
Attorney General's program for improving the Nation's criminal history records and identifying felons who attempt to purchase firearms, NCI-128131, 391
BJS data report, 1988, NCI-121514, 161
Sourcebook of criminal justice statistics, 1988, NCI-124224, 990
Publications of BJS, 1985-86
Microfiche library, PRO30014, 590, 3190
Bibliography, TB030013, 17,150
Publications of BJS, 1971-84
Microfiche library, PRO30012, 3203
Bibliography, TB030012, 17,150
1990 directory of automated criminal justice information systems, Vol. 1, Connections; 2, Courts; 3, Law enforcement; 4, Probation and parole; 5, Prosecution; NCI-12228-30, 590
BJS annual report, fiscal 1988, NCI-115746, 489
Report to the Nation on crime and Justice: Second edition, NCI-105506, 688
Technical appendix, NCI-112011, 698
Criminal justice microcomputer guide and software catalog, NCI-112178, 688
National survey of crime severity, NCI-96017, 1085

See order form on last page

Please put me on the mailing list for—

- Law enforcement reports**—national data on State and local police and sheriffs' departments: operations, equipment, personnel, salaries, spending, policies, programs
- Federal statistics**—data describing Federal case processing, from investigation through prosecution, adjudication, and corrections
- Drugs and crime data**—sentencing and time served by drug offenders, drug use at time of crime by jail inmates and State prisoners, and other quality data on drugs, crime, and law enforcement
- Justice expenditure and employment reports**—annual spending and staffing by Federal/State/local governments and by function (police, courts, etc.)
- White-collar crime**—data on the processing of Federal white-collar crime cases
- Privacy and security of criminal history information and information policy**—new legislation; maintaining and releasing intelligence and investigative records; data quality issues
- Juvenile corrections reports**—juveniles in custody in public and private detention and correctional facilities
- BJS bulletins and special reports**—timely reports of the most current justice data
- Prosecution and adjudication in State courts**—case processing from prosecution through court disposition, State felony laws, felony sentencing, criminal defense
- Corrections reports**—results of sample surveys and censuses of jails, prisons, parole, probation, and other corrections data
- National Crime Survey reports**—the only regular national survey of crime victims
- Sourcebook of Criminal Justice Statistics (annual)**—broad-based data from 150+ sources (400+ tables, 100+ figures, subject index, annotated bibliography, addresses of sources)
- Send me a form to sign up for **NIJ Reports** (free 6 times a year, which abstracts both private and government criminal justice publications and lists upcoming conferences and training sessions in the field.

To be added to any BJS mailing list, please copy or cut out this page, fill in, fold, stamp, and mail to the Justice Statistics Clearinghouse/NCJRS.

You will receive an annual renewal card. If you do not return it, we must drop you from the mailing list.

To order copies of recent BJS reports, check here and circle items you want to receive on other side of this sheet.

Name: _____
Title: _____
Organization: _____
Street or box: _____
City, State, Zip: _____
Daytime phone number: () _____
Criminal justice interest: _____

Put your organization and title here if you used home address above:

----- FOLD, SEAL WITH TAPE, AND STAMP -----

U.S. Department of Justice
Office of Justice Programs
Bureau of Justice Statistics
Washington, D.C. 20531

Place
1st-class
stamp
here

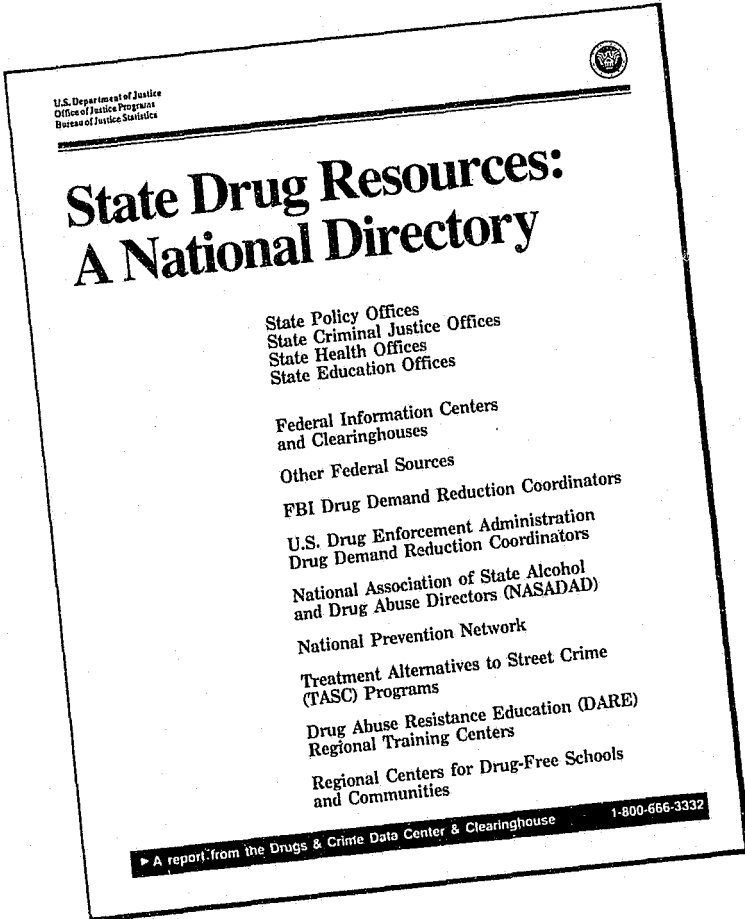
Justice Statistics Clearinghouse/NCJRS
U.S. Department of Justice
Box 6000
Rockville, MD 20850

Drugs & Crime Data

Drugs & Crime
Data Center &
Clearinghouse



A New and Useful Tool
Against Drugs and Crime



► A report from the Drugs & Crime Data Center & Clearinghouse

1-800-666-3332