

Data
available
from
the


National Archive of Criminal Justice Data

Sponsored by
Bureau of Justice Statistics
U.S. Department of Justice

Cooperated by
Inter-university Consortium for
Political and Social Research

2002

198406



PROPERTY OF
National Criminal Justice Reference Service (NCJRS)
Box 6000
Rockville, MD 20849-6000.

198406


Data Collections

Available From

The National Archive of Criminal Justice Data

2002

This document describes data collections processed and archived
through March 2002 by the National Archive of Criminal Justice Data (NACJD)
within the Inter-university Consortium for Political and Social Research.
The NACJD is supported by the Bureau of Justice Statistics,
United States Department of Justice.



The National Archive of Criminal Justice Data

The National Archive of Criminal Justice Data (NACJD) was established in 1978 under the auspices of the Inter-university Consortium for Political and Social Research (ICPSR). It is sponsored by the Bureau of Justice Statistics (BJS), an agency of the U.S. Department of Justice. The headquarters of NACJD are located, along with the central staff of ICPSR, in the Institute for Social Research at the University of Michigan. The central mission of NACJD is to facilitate and encourage research in the field of criminal justice through the sharing of data resources. Specific goals include:

- Providing computer-readable data for the empirical study of crime and the criminal justice system through the development of a central data archive
- Supplying technical assistance in selecting data collections and the computer hardware and software for analyzing data efficiently and effectively
- Offering training in quantitative methods of social science research to facilitate secondary analysis of criminal justice data

About the Inter-university Consortium for Political and Social Research

Since 1962, ICPSR has served the academic community by acquiring, processing, and distributing data relevant to a broad spectrum of academic disciplines including criminology, political science, sociology, law, history, economics, gerontology, public health, and education. The Consortium maintains the world's largest repository of computer-based research and instructional data for the social sciences.

ICPSR is a membership-based organization with over 500 member colleges and universities in the United States and abroad. Payment of an annual institutional fee entitles faculty, staff, and students at member schools to take advantage of the full range of ICPSR services. Because ICPSR is structured as a "partnership" with its member institutions, it is able to provide facilities and services to researchers and scholars that no one college or university could offer independently. Most

ICPSR services are provided at no charge to the individual user.

Each member institution designates one person on campus to serve as the "ICPSR Official Representative" (OR). The OR functions as a liaison between ICPSR and the member school, and can answer questions and arrange for local users to obtain access to ICPSR data.

How to obtain data


NACJD Web site. The Bureau of Justice Statistics supports the utilization of criminal justice data by individuals working in government or under grants from the Department of Justice. Most of the crime and justice data described in this catalog can be freely acquired via the NACJD Web site: <http://www.icpsr.umich.edu/NACJD>. Users requiring assistance accessing data collections may contact NACJD staff:

National Archive of Criminal Justice Data
ICPSR, Institute for Social Research
P.O. Box 1248
Ann Arbor, MI 48106
800-999-0960, 734-998-9825
E-mail: nacjd@icpsr.umich.edu

ICPSR Official Representatives. Individuals at ICPSR member institutions can also continue to order data through their ORs.

CD-ROMs. See the chapter "Criminal justice data available on CD-ROM," for criminal justice data available on CD-ROM from NACJD as well as BJS.

Other criminal justice data. Some data collections with relevance to crime and justice topics are not freely available, but are presented in this catalog in the chapter "Other criminal justice data." These are data collections whose acquisition and processing are paid for by ICPSR member dues, not by the public agencies supporting the NACJD. A list of these collections appears in the back of this catalog. They are available for a fee to persons from nonmember institutions.



Using the catalog

This catalog includes descriptions of the data collections relevant to research on criminal justice that have been released by ICPSR through March 2002. Collections are organized into chapters by topic, and within each chapter, by principal investigators' names. Study descriptions include a brief outline of the substantive content of the collection as well as the number and length of records in the data file(s).

ICPSR data processing

Users of ICPSR data should note that all ICPSR data collections have been checked to determine that data and documentation correspond. For those collections containing confidential information such as names or dates, the sensitive information has been removed or recoded to protect the privacy of respondents. In addition, ICPSR supplies with its most recent releases a codebook containing a bibliographic citation and introductory materials describing the collection. Additional information about data processing is presented in the Extent of Processing field of the data collection descriptions. This field is available only for collections released or updated since May 1994. The key below offers definitions of the abbreviations used in this field.

Extent of processing key

CDBK.ICPSR	= ICPSR produced a codebook for this collection.
CONCHK.PR	= Consistency checks performed by Data Producer/Principal Investigator.
CONCHK.ICPSR	= Consistency checks performed by ICPSR.
DDEF.ICPSR	= ICPSR generated SAS and/or SPSS data definition statements for this collection.
DDEF.PR	= Data Producer/Principal Investigator generated SAS and/or SPSS data definition statements for this collection.
FREQ.PR	= Frequencies provided by Data Producer/Principal Investigator.
FREQ.ICPSR	= Frequencies provided by ICPSR.

MDATA.PR	= Missing data codes standardized by Data Producer/Principal Investigator.
MDATA.ICPSR	= Missing data codes standardized by ICPSR.
RECODE	= ICPSR performed recodes and/or calculated derived variables.
REFORM.DATA	= Data reformatted by ICPSR.
REFORM.DOC	= Documentation reformatted by ICPSR.
SCAN	= Hardcopy documentation converted to machine-readable form by ICPSR.
UNDOCCHK.PR	= Checks for undocumented codes performed by Data Producer/Principal Investigator.
UNDOCCHK.ICPSR	= Checks for undocumented codes performed by ICPSR.

Another aid provided to users by ICPSR is the assignment of ICPSR "Class" numbers (IV, III, II, or I) reflecting the level of archive processing. At each level, from IV through I, additional investments of archival staff and computational resources have been made. This classification scheme is not an indicator of the substantive quality of the data, nor does it always correspond to any given level of technical data quality. (Note: The data class designations were discontinued in May 1994 and replaced by the Extent of Processing field described above.) The following chart outlines the archiving steps that are generally taken at each level.

Class I data collections have been checked, corrected if necessary, and formatted to ICPSR specifications. Also, the data may have been recoded and reorganized in consultation with the investigator to maximize their utilization and accessibility. An electronic codebook is usually available. This codebook fully documents the data and may include descriptive statistics such as frequencies or means. All Class I studies are available in multiple technical formats and SPSS and SAS data definition statements are provided for many Class I collections.

Class II data collections have been checked and formatted to ICPSR specifications. All nonnumeric codes have been removed. The studies in this class are available in multiple technical formats, and SPSS and SAS data definition statements

are provided for many Class II collections. The documentation exists as either an electronic codebook (which may have been edited and updated as required by further processing), a multilithed draft version, or a photocopy of the investigator's codebook. Any peculiarities in the data will be indicated in the documentation.

Class III data collections have been checked by the ICPSR staff for the appropriate number of cards per case and accurate data locations as specified by the investigator's codebook. Often frequency checks have been made on these data. Known data discrepancies and other problems, if any, will be communicated to the user at the time the data are requested. The data usually are available only in the format provided by the principal investigator.

Class IV studies are distributed in the form received by ICPSR from the original investigator. Users of Class IV data should keep several considerations in mind. Problems may exist that would not be known before processing begins, and thus ICPSR can take no responsibility for the technical condition of the data. The requestor, therefore, must be prepared to accept some uncertainty as to the condition of the data. The documentation for Class IV studies is reproduced from the material originally received.

Additional information about ICPSR data

All data files, including OSIRIS data, are ASCII files, and can be used with any commercial statistical software package. SAS and SPSS data definition statements are also available for many collections. Although these statements are designed specifically for one of these software packages, the information they contain can be used with any number of statistical packages. Data collections included in this catalog represent only a partial listing of the holdings of ICPSR. Users are strongly urged to consult the ICPSR Web site (<http://www.icpsr.umich.edu>) for a complete listing of the archive's data collections.

In 1997, ICPSR began converting study documentation to Portable Document Format (PDF). Because of the ongoing nature of this conversion, some study listings may still indicate that the documentation is in text format when it is actually available in PDF. Please check the NACJD Web site for the most recent information.

The PDF file format was developed by Adobe Systems Incorporated and can be accessed using PDF reader software, such as the Adobe Acrobat Reader. Information on how to obtain a copy of the Acrobat Reader is provided on the ICPSR Web site.

Restricted-use data collections

Prior to public release, the National Archive of Criminal Justice Data routinely checks all its data collections for conditions that might lead to violation of confidentiality of respondent and subject data. This is done in accord with ICPSR policy, University of Michigan policy, and U. S. Department of Justice regulations (28 CFR 22) and Federal law (42 USC 3789(g)). Occasionally, studies are acquired for which extra measures must be taken in order to assure the protection of confidentiality. These are studies in which the implementation of means for protecting confidentiality also significantly limits or reduces the value of the data collection for research purposes. In other words, blanking or otherwise modifying the values of direct or indirect identifying variables also reduces the substantive content of the study.

In such instances, the conflict between access to the complete data collection and safeguarding confidentiality is resolved by placing the data in what is referred to as the private use or restricted use archive. These collections or parts of collections are not publicly available through the usual NACJD or ICPSR WWW sites or on removable media.

Access to these collections is possible but only upon additional certifications made in writing. Using a computerized form available through the NACJD Web site, prospective data users must certify in writing that the data will be used for research or statistical purposes only, and that the confidentiality of respondents or subjects will be protected. In rare instances, a very few data collections can be used only at the NACJD office because of the significant potential for harm to subjects that would accrue if the data were released and confidentiality violated.

Users interested in obtaining these data must complete a Data Transfer Agreement Form and specify the reasons for the request. A copy of the Data Transfer Agreement Form can be requested by calling 800-999-0960 or 734-998-9825. The Data Transfer Agreement Form is also available as a Portable Document Format (PDF) file from the NACJD Web site at <http://www.icpsr.umich.edu/NACJD/Private/private.pdf>. Completed forms should be returned to: Director, National Archive of Criminal Justice Data, Inter-university Consortium for Political and Social Research, Institute for Social Research, P.O. Box 1248, University of Michigan, Ann Arbor, MI 48106-1248, or by fax: 734-998-9905.

Contents

The National Archive of Criminal Justice
Data — Introduction iii

Data collection descriptions 1

- I. Attitude surveys 1
- II. Community studies 33
- III. Corrections 63
- IV. Court case processing 155
- V. Courts 195
- VI. Criminal justice system 253
- VII. Crime and delinquency 299
- VIII. Official statistics 383
- IX. Police 431
- X. Victimization 511
- XI. Drugs, alcohol, and crime 565
- XII. Computer programs and
instructional packages 647

Data on CD-ROM 651


Serial data on criminal justice 663

Other criminal justice data 675

Index of principal investigators 679

Index of titles 689

Index of study numbers 715



I. Attitude surveys

ABC News

ABC News drug abuse poll, 1986

(ICPSR 8636)

Summary: This survey focuses on respondents' perceptions of and experiences with drug abuse. Respondents were asked about drug abuse in their communities and at work, and whether they themselves have had a drug problem. They were also asked their opinions on using the military to stop drug importation, mandatory drug testing, and how serious the drug problem was. Respondents' specific experiences with many different drugs were recorded. Demographic characteristics are also included. Class IV

Universe: The population of the United States aged 18 and over.

Sampling: Households were selected by random-digit dialing.

Note: Included in the data is a weight variable that must be used in all analysis.

Extent of collection: 1 data file

Card image data format

rectangular file structure
2,326 cases
141 variables
80-unit-long record
5 records per case

ABC News

ABC News Ginsburg poll, November 1987

(ICPSR 8885)

Summary: The nomination of Douglas Ginsburg to the Supreme Court was the topic of this poll. Respondents were asked if they agreed or disagreed that most people under age 40 and most important public officials

have used the drug marijuana at least once, and that people who have used marijuana once or twice in their lives should not be allowed to hold public office or sit on the Supreme Court. Those respondents who answered that they had heard about the nomination of Ginsburg also were asked a series of specific questions about Ginsburg that dealt with his experience, qualifications, marijuana use, the investigations into a possible violation of government conflict of interest rules, and his wife. Demographic characteristics of respondents are included. Class IV

Universe: The population of the United States, excluding Alaska and Hawaii, aged 18 and over.

Sampling: Households were selected by random-digit dialing.

Note: A weight variable is included that must be used in any analysis.

Extent of collection: 1 data file

Card image data format

rectangular file structure
266 cases
approx. 31 variables
80-unit-long record
2 records per case

ABC News

ABC News "Nightline" drugs and alcohol poll, August 1988

(ICPSR 9180)

Summary: Focusing on drug and alcohol abuse, this survey solicited respondents' opinions on the most important problem facing the country; government prohibition of alcohol in the 1920s; the use of drugs or alcohol for enjoyment; the relative severity of drug and alcohol abuse in the respondent's com-

munity; federal spending on drug abuse; and the relative effectiveness of drug control strategies, such as stopping illegal importation, arresting drug sellers, arresting drug users, and educating the public. In addition, respondents were asked if various substances (e.g., marijuana, LSD, alcohol, and cigarettes) were dangerous to their health, which caused the most trouble in society, and if substances such as cigarettes, alcohol, marijuana, and heroin should be legal or illegal for an adult to buy. They also were asked if they agreed or disagreed with the following statements: (1) Drug abuse won't stop because people continue to want drugs; (2) People should be allowed to take drugs as long as they don't hurt someone else; (3) Current fears about an illegal drug crisis are inflated; and (4) Illegal drug use has become a central part of American society. Other topics covered include the possible outcomes of legalization of various drugs. Background information on respondents includes education, age, race, sex, and state/region of residence. Class IV

Universe: Adults aged 18 and over living in households with telephones in the 48 contiguous United States.

Sampling: Random-digit dialing.

Note: A weight variable is included that must be used in any analysis.

Extent of collection: 1 data file

Card image data format

rectangular file structure
509 cases
59 variables
80-unit-long record
2 records per case

ABC News

ABC News poll of public opinion on crime, December 1982

(ICPSR 8100)

This survey was conducted by Chilton Research Services for ABC News. Interviews were conducted with 2,464 respondents during December of 1982. Respondents were questioned regarding their perceptions of crime and the criminal justice system. Questions assessed the respondent's fear of being a victim of crime, perceptions of the serious-

ness of crime in the U.S., evaluations of the judicial and penal systems, assessments of police performance, and confidence in the ability of the police to prevent crime. The poll also probed for respondents' opinions regarding Reagan's policies, the state of the economy, and government spending. This data collection consists of an electronic codebook and an OSIRIS data file with a logical record length of 158 characters. A card image file is also available. There are 147 variables for 2,464 cases. Class II

ABC News

ABC News Supreme Court nomination poll, July 1991

(ICPSR 9612)

Summary: This survey focuses on the nomination of Clarence Thomas to the Supreme Court of the United States. Respondents were asked if they approved of the way the Supreme Court was doing its job, if the Supreme Court was becoming more conservative in its decisions, if they approved of Thomas's nomination to the Supreme Court, if the Senate should only consider Thomas's background and qualifications or if it should consider his political views as well, and if Thomas should be confirmed only if he indicated that he would vote to overturn/uphold the Supreme Court's 1973 ruling that allowed a woman to have a legal abortion for any reason during the first three months of pregnancy. Respondents also were questioned about White House Chief of Staff John Sununu's use of government and corporate planes while he was not on official White House business. Background information on respondents includes political alignment, education, age, race, sex, and state/region of residence. Class IV

Universe: Adults aged 18 and over living in households with telephones in the 48 contiguous United States and the District of Columbia.

Sampling: Households were selected by random-digit dialing. Within household, the respondent selected was the adult living in the household who last had a birthday and who was at home at the time of the interview.

Note: A weight variable is included that must be used in any analysis.

Extent of collection: 1 data file + machine-readable documentation (text)

Card image data format

rectangular file structure
553 cases
40 variables
80-unit-long record
2 records per case

ABC News/The Washington Post

ABC News/Washington Post anthrax poll, October 2001

(ICPSR 3300)

Summary: This special topic poll, conducted October 15, 2001, was undertaken to assess respondents' reactions to and feelings about the September 11, 2001, terrorist attacks in New York City and Washington, DC, the United States' war on terrorism, and the recent letters contaminated with anthrax bacteria being distributed through the mail. Respondents were asked how they viewed President George W. Bush and his handling of the United States' campaign against terrorism, whether they believed that the United States government was doing all it could to prevent further terrorist attacks against America, and whether they were concerned about the possibility that there would be more major terrorist attacks in the United States. A series of questions focusing on the anthrax attacks queried respondents on whether they were concerned that they or someone close to them would be a victim of an anthrax attack, how confident they were in the ability of the United States government to respond effectively to a large-scale biological or chemical attack in the United States, and how accurate they thought news media reports on the anthrax situation were. In addition, respondents were asked whether they had purchased or intended to purchase a supply of antibiotics in case of a biological attack, and, if they had purchased antibiotics, what brand they bought. Those queried were asked to assess their level of concern that the United States war on terrorism would grow into a broader war between the United States and its allies and the Arab and Muslim world, and whether the United States was doing all it reasonably could to avoid civilian casualties as a result of the military action in Afghanistan. Background information on respondents includes gender and political party.

Note: (1) The data are provided as an SPSS portable file. (2) This collection has not been

processed by ICPSR staff. ICPSR is distributing the data and documentation for this collection in essentially the same form in which they were received. When appropriate, documentation has been converted to Portable Document Format (PDF), data files have been converted to non-platform-specific formats, and variables have been recoded to ensure respondents' anonymity.

Extent of collection: 1 data file + machine-readable documentation (PDF)

Extent of processing: REFORM.DOC

509 cases
30 variables

ABC News/The Washington Post

ABC News/Washington Post Bork vote poll, October 1987

(ICPSR 8888)

Summary: The nomination of Robert Bork to the Supreme Court was the subject of this survey. Respondents were asked if they approved of the nomination and why or why not, if they felt Bork was qualified, whether the Senate should consider both Bork's qualifications and political views in deciding upon his nomination, and whether a Senate candidate's opposition to Bork would make any difference to the respondent. Additional questions included whether respondents had received anything in the mail, received telephone calls, or seen advertisements either in support of or in opposition to Bork, and if they felt any groups or individuals had too much influence in the nomination process. Demographic characteristics of respondents are included. Class IV

Universe: The population of the United States, excluding Alaska and Hawaii, aged 18 and over.

Sampling: Households were selected by random-digit dialing.

Note: A weight variable is included that must be used in any analysis.

Extent of collection: 1 data file

Card image data format

rectangular file structure
1,006 cases
approx. 37 variables
80-unit-long record
2 records per case

ABC News/The Washington Post

**ABC News/Washington Post Clarence
Thomas vote delay polls, October 1991**

(ICPSR 9766)

Summary: These surveys focus on the delay of the vote to confirm Supreme Court nominee Clarence Thomas due to the charge by former co-worker Anita Hill that he sexually harassed her on the job. Demographic information on respondents includes sex, race, age, state of residence, and political party alignment. Parts 1 and 2 (October 8 and 9 Polls), conducted the day the vote was delayed and the day after, examined whether respondents had heard or read about the charge of sexual harassment brought against Clarence Thomas, whether they approved of the Senate's delaying the confirmation vote in order to look into the charge, and whether the Senate should confirm Thomas's nomination to the Supreme Court. Respondents were also asked whether the charge of sexual harassment had changed their opinion on whether to support Thomas; whether the charge, if true, would be reason enough for the Senate to reject his nomination; and whether the charge against Thomas was true according to their best guess. Additional questions probed respondents' opinions on the way the Senate had handled the Thomas nomination, whether the respondent was more likely to believe the man or the woman if a woman said she was sexually harassed on the job by a man, and if the respondent had ever been sexually harassed at work. Part 3 (October 12 Poll), in addition to repeating questions from Parts 1 and 2, examined how closely the respondent had been following the news about charges of sexual harassment brought against Clarence Thomas; whether Hill or Thomas was the more believable witness; whether Thomas was qualified to be a Supreme Court justice; whether Bush could have selected a more qualified candidate; and if the respondent had ever been sexually harassed outside the job. Part 4 (October 13 Poll) replicated previous questions and probed new areas, such as whether Clarence Thomas had been treated fairly or unfairly as a Supreme Court nominee,

whether Anita Hill had been treated fairly or unfairly, and whether the person who leaked Anita Hill's Senate Judiciary Committee statement to the news media should face criminal charges. Additional questions included whether respondents approved/disapproved of various people and groups who had been involved in the Senate hearings on Thomas, whether respondents had discussed the issue of sexual harassment with other people as a result of the charge against Thomas, whether the attention given to the issue of sexual harassment would make men more careful in the way they relate to women in the workplace, whether sexual harassment of women in the workplace is a problem in this country, and whether the Senate investigation of the sexual harassment accusation would end up being a good or a bad thing for the country. Part 5 (October 14 Poll) repeated previous questions and added a new query addressing the issue of whether the Senate Judiciary Committee hearings on the sexual harassment charge against Clarence Thomas should have been held in private, in public, or not at all. Class IV

Universe: Adults aged 18 and over living in households with telephones in the 48 contiguous United States.

Sampling: Households were selected by random-digit dialing. Within the household, the respondent selected was the adult living in the household who last had a birthday and who was at home at the time of the interview.

Note: (1) A weight variable has been included that must be used in any analysis. (2) Telephone exchanges have been recoded to "999" for reasons of confidentiality.

Extent of collection: 5 data files + machine-readable documentation (text)

Card image data format

Part 1
October 8 poll
rectangular file structure
524 cases
22 variables
80-unit-long record
1 record per case

Part 2
October 9 poll
rectangular file structure
517 cases
23 variables
80-unit-long record
1 record per case

Part 3

October 12 poll

rectangular file structure
513 cases
30 variables
80-unit-long record
2 records per case

Part 4

October 13 poll

rectangular file structure
506 cases
42 variables
80-unit-long record
2 records per case

Part 5

October 14 poll

rectangular file structure
514 cases
24 variables
80-unit-long record
2 records per case

ABC News/The Washington Post

**ABC News/Washington Post
Los Angeles beating poll, April 1992**

(ICPSR 9941)

Summary: This special topic poll dealt with race relations and the verdict handed down in the Rodney King beating case in Los Angeles. Respondents were asked to describe the state of race relations in the United States, to indicate whether a great deal of prejudice against Blacks was present among whites and vice versa, and to agree or disagree with statements such as "Police in most cities treat Blacks as fairly as they treat whites," and "The only time the federal government really pays attention to Black problems is when Blacks resort to violent demonstrations or riots." Respondents were also asked if Blacks and other minorities received the same treatment as whites in the criminal justice system. Concerning the jury verdict in the Rodney King beating case, respondents were asked if they had heard or read about the verdict, whether they had seen the videotape of the police officers hitting and kicking King, and whether the police officers were guilty of a crime. Those surveyed were also asked if the not-guilty verdict would do major damage to race relations in the United States, if they agreed that the verdict showed that Blacks could not get justice in this country, and if they agreed that the rioting after the King ver-

dict would make whites less sympathetic to the problems of Blacks. In addition, respondents were asked if the United States Justice Department should charge the police officers with the crime of violating Rodney King's civil rights. Background information on respondents includes age, Hispanic origin, race, and sex. Class IV

Universe: Adults aged 18 and over living in households with telephones in the 48 contiguous United States.

Sampling: Households were selected by random-digit dialing. Within households, the respondent selected was the adult living in the household who last had a birthday and who was home at the time of the interview. The survey is national with a Black oversample.

Note: A weight variable with one implied decimal place has been included and must be used with any analysis.

Extent of collection: 1 data file + machine-readable documentation (text)

Card image data format

rectangular file structure
606 cases
28 variables
80-unit-long record
3 records per case

ABC News/The Washington Post

**ABC News/Washington Post poll,
January 1990**

(ICPSR 9436)

Summary: This data collection is part of a continuing series of monthly surveys that evaluate the Bush presidency and solicit opinions on a variety of political and social issues. Respondents were asked to name the two most important problems facing the country; if they approved of the way George Bush was handling the nation's economy, the environment, the illegal drug problem, and foreign affairs; and if they trusted federal, state, and local governments to do what was right. Respondents also were questioned as to which political party they trusted to do a better job handling a variety of political, economic, and social problems; if they thought things would get better in the next ten years; and how they would rate the military and economic power of the United States vis-a-vis

Japan and the Soviet Union over the past 20 years. Other topics covered include the United States' military action in Panama; Manuel Noriega; the illegal drug problem; and respondents' satisfaction with careers, marriage, children, and cultural life. Background information on respondents includes political alignment, 1988 presidential vote choice, education, age, religion, social class, marital status, household composition, labor union membership, employment status, race, sex, income, and state/region of residence. Class IV

Universe: Adults aged 18 and over living in households with telephones in the 48 contiguous United States and the District of Columbia.

Sampling: Households were selected by random-digit dialing. Within household, the respondent selected was the adult living in the household who last had a birthday and who was at home at the time of the interview.

Note: A weight variable is included that must be used in any analysis.

Extent of collection: 1 data file

Card image data format

rectangular file structure
1,518 cases
121 variables
80-unit-long record
4 records per case

ABC News/The Washington Post

**ABC News/Washington Post poll,
February 1990**

(ICPSR 9438)

Summary: This data collection is part of a continuing series of monthly surveys that evaluate the Bush presidency and solicit opinions on a variety of political and social issues. Respondents were asked if they approved of the way George Bush was handling the nation's economy, the illegal drug problem, foreign affairs, and relations with China, and if they approved of the way George Bush, Congress, and Dan Quayle were handling their jobs. In addition, respondents were questioned regarding Bush's State of the Union address and the leadership roles of Bush and Congress. Other topics covered include the capital gains tax, abortion, the Social Security system, defense spending, the

upcoming international drug summit, and drug trafficking in Colombia. Background information on respondents includes political alignment, 1988 presidential vote choice, education, age, religion, social class, marital status, household composition, labor union membership, employment status, race, sex, income, and state/region of residence. Class IV

Universe: Adults aged 18 and over living in households with telephones in the 48 contiguous United States and the District of Columbia.

Sampling: Households were selected by random-digit dialing. Within household, the respondent selected was the adult living in the household who last had a birthday and who was at home at the time of the interview.

Note: A weight variable is included that must be used in any analysis.

Extent of collection: 1 data file

Card image data format

rectangular file structure
1,008 cases
90 variables
80-unit-long record
3 records per case

ABC News/The Washington Post

**ABC News/Washington Post Souter
nomination poll, July 1990**

(ICPSR 9462)

Summary: This survey focuses on the nomination of David H. Souter to the United States Supreme Court. Respondents were asked if they favored the 1973 Supreme Court ruling that allowed abortion within the first three months of pregnancy, if a nominee's views on abortion should influence Senate confirmation, if they approved of Souter's nomination to the Supreme Court, and if they thought Bush should have appointed a minority or a woman to the Court. Respondents also were asked if the Senate should consider Souter's political views as well as his background and qualifications, if Bush should have ascertained Souter's political and legal views on major issues before nominating him, if the Senate Judiciary Committee should question Souter about his views on issues such as abortion, if they thought the nomination would become bogged down in politics in the

Senate, and if Souter should be confirmed only if he said he would vote to overturn the Supreme Court's 1973 ruling. Background information on respondents includes political alignment, education, age, race, sex, and state/region of residence. Class IV

Universe: Adults aged 18 and over living in households with telephones in the 48 contiguous United States.

Sampling: Households were selected by random-digit dialing. Within household, the respondent selected was the adult living in the household who last had a birthday and who was at home at the time of the interview.

Extent of collection: 1 data file

Card image data format

rectangular file structure
778 cases
34 variables
80-unit-long record
2 records per case

ABC News/The Washington Post

ABC News/Washington Post terrorist attack poll #1, September 2001

(ICPSR 3289)

Summary: This special topic poll, conducted September 11, 2001, was undertaken to assess respondents' reactions to and feelings about the terrorist attacks that destroyed the World Trade Center towers in New York City, damaged the Pentagon in Washington, DC, and resulted in a plane crash in Pennsylvania, earlier that day. Respondents were asked whether they believed that the United States government did all it reasonably could do to try to prevent the attacks, whether they were confident in the ability of the United States government to prevent further terrorist attacks against America, and whether they were concerned that someone they knew or their community might be a victim of future acts of terrorism. Assuming that the United States is able to identify the groups and/or nations responsible for the attacks, those queried were asked whether they would support taking military action in response, whether they would support such action if it meant war, and whether military action should be taken against countries that assist or shelter known terrorists. The poll gauged respondents' level of confidence in the ability of the

United States government to find and punish those responsible and assessed whether respondents were willing to give up some liberties to crack down on terrorism. In addition, those surveyed were asked whether they did any of the following on that day: contacted family and friends, stayed home or left work early, watched or listened to broadcast news, prayed for the victims and their families, and/or changed their daily routines. Background information on respondents includes age, gender, employment status, Hispanic origin, and size of community in which they resided.

Note: (1) The data are provided as an SPSS portable file. (2) This collection has not been processed by ICPSR staff. ICPSR is distributing the data and documentation for this collection in essentially the same form in which they were received. When appropriate, documentation has been converted to Portable Document Format (PDF), data files have been converted to non-platform-specific formats, and variables have been recoded to ensure respondents' anonymity.

Extent of collection: 1 data file + machine-readable documentation (PDF)

Extent of processing: REFORM.DOC

608 cases
34 variables

ABC News/The Washington Post

ABC News/Washington Post terrorist attack poll #2, September 2001

(ICPSR 3290)

Summary: This special topic poll, conducted September 13, 2001, was undertaken to assess respondents' reactions to and feelings about the terrorist attacks that destroyed the World Trade Center towers in New York City, damaged the Pentagon in Washington, DC, and resulted in a plane crash in Pennsylvania on September 11, 2001. Respondents were asked to give their opinions of President George W. Bush and his handling of the presidency and the terrorist attacks. Respondents were asked whether they believed that the United States government did all it reasonably could do to try to prevent the attacks, and whether they were confident in the ability of the United States government to prevent future terrorist attacks against America. Assuming that the United States is able to identify the groups and/or nations responsible for

the attacks, those queried were asked whether they would support taking military action in response. Respondents were asked whether they would feel the same way if military action meant that innocent civilians in other countries might be injured or killed and if military action resulted in a long war with large numbers of troops injured or killed. Those queried were asked whether they believed that the United States would go to war as a result of Tuesday's attacks. Respondents' opinions were elicited on Osama bin Laden, a suspect in the recent attacks, who reportedly lived in Afghanistan and was indicted for directing previous terrorist attacks. They were asked whether they would support attacking Afghanistan militarily if Afghanistan did not turn bin Laden over to the United States. Respondents were also asked whether they would support new laws that would make it easier for the FBI and other authorities to investigate suspected terrorists, giving up some of their personal liberties and privacy as a result of such laws, and whether they would support new airport security measures that might cause long delays in air travel. Those surveyed were asked about their personal safety concerns regarding upcoming air travel and whether they had cancelled or were planning to cancel future travel plans. Additional topics covered whether the attacks had made respondents more suspicious of people of Arab descent, how their children were reacting to the acts of terrorism, and whether the economy was heading into a recession. Background information on respondents includes age, gender, political party, children in household, and frequency of air travel.

Note: (1) The data are provided as an SPSS portable file. (2) This collection has not been processed by ICPSR staff. ICPSR is distributing the data and documentation for this collection in essentially the same form in which they were received. When appropriate, documentation has been converted to Portable Document Format (PDF), data files have been converted to non-platform-specific formats, and variables have been recoded to ensure respondents' anonymity.

Extent of collection: 1 data file + machine-readable documentation (PDF)

Extent of processing: REFORM.DOC

609 cases
43 variables

ABC News/*The Washington Post*

ABC News/*Washington Post* terrorist attack poll #3, September 2001

(ICPSR 3294)

Summary: This special topic poll, conducted September 20, 2001, was undertaken to assess respondents' reactions to and feelings about the terrorist attacks that destroyed the World Trade Center towers in New York City, damaged the Pentagon in Washington, DC, and caused a plane crash in Pennsylvania on September 11, 2001. Respondents were asked whether they approved of President George W. Bush's response to the September 11, 2001, terrorist attacks as well as his proposed remedies, what the consequences were of various levels of military action that could be taken in response to the terrorist threat, and how they viewed the state of the nation's economy. Respondents were also asked whether they watched or listened to any of Bush's address to Congress on September 20, 2001, how much Bush's proposed measures such as stricter airport security, stronger law enforcement efforts, and the creation of a new White House office for domestic security would reduce the risk of another major terrorist attack in this country, and whether Bush's speech made respondents more or less confident in the ability of the United States to deal with the crisis. Assuming that the groups and nations responsible for the terrorist attacks were identified, respondents were asked whether they would support military action against these groups, and whether they would support military action even if it meant getting into a war. Opinions were elicited on whether the United States should limit its military action to the terrorist groups and nations responsible for the September 11, 2001, attacks or broaden its actions to include all terrorist groups and nations, whether taking or not taking military action would result in a greater risk of further terrorism in this country, whether large numbers of troops would be killed and wounded, and whether military action would last for a few weeks, a few months, a year or so, or several years. Concerning the nation's economy, respondents were asked to describe the current state of the economy as excellent, good, not so good, or poor, and to comment on whether the economy was heading into a recession. Background information on respondents includes political party, age, race, and gender.

Note: (1) The data are provided as an SPSS portable file. (2) This collection has not been

processed by ICPSR staff. ICPSR is distributing the data and documentation for this collection in essentially the same form in which they were received. When appropriate, documentation has been converted to Portable Document Format (PDF), data files have been converted to non-platform-specific formats, and variables have been recoded to ensure respondents' anonymity.

Extent of collection: 1 data file + machine-readable documentation (PDF)

Extent of processing: REFORM.DOC

526 cases
29 variables

ABC News/The Washington Post

ABC News/Washington Post terrorist attack poll #4, September 2001

(ICPSR 3295)

Summary: This special topic poll, conducted September 25–27, 2001, was undertaken to assess respondents' reactions to and feelings about the terrorist attacks that destroyed the World Trade Center towers in New York City, damaged the Pentagon in Washington, DC, and caused a plane crash in Pennsylvania on September 11, 2001. Respondents were asked to give their opinions of the way President George W. Bush was handling the presidency and the terrorist attacks. Respondents were also asked whether they would support taking military action in response, and whether they believed that the United States government would go to war as a result of the attacks. They were further asked whether they would feel the same way if military action caused the death of or injured innocent civilians in other countries and large numbers of American troops due to a long war. Respondents were queried on whether they would support mounting a broader war against terrorist groups and the nations that support them, whether they believed there would be more major terrorist attacks in this country, what the United States must do in its war on international terrorism, and, supposing that the United States accomplished all of its objectives, whether it would still have won the war on terrorism if there were to be another major terrorist attack. Respondents' opinions were elicited on Osama bin Laden, the main suspect in the attack, who was reportedly living in Afghanistan. They were asked

whether they believed that the United States would capture or kill bin Laden, and would be able to significantly reduce terrorist attacks against the United States. Respondents were also asked whether action on education reform and prescription drugs for seniors should be postponed for at least a year because of the war on terrorism. Additional topics covered how much the respondents trusted the government to do the right thing, how patriotic they were, whether they appreciated more the privileges they had in this country, and whether they were more willing to make personal sacrifices for the good of the country. Background information on respondents includes age, gender, political party, education, residency, marital status, children in household, race, and household income.

Note: (1) The data are provided as an SPSS portable file. (2) This collection has not been processed by ICPSR staff. ICPSR is distributing the data and documentation for this collection in essentially the same form in which they were received. When appropriate, documentation has been converted to Portable Document Format (PDF), data files have been converted to non-platform-specific formats, and variables have been recoded to ensure respondents' anonymity.

Extent of collection: 1 data file + machine-readable documentation (PDF)

Extent of processing: REFORM.DOC

1,215 cases
64 variables

*American Political Science Association/
Wesley G. Skogan and William Klecka*

SETUPS: American politics: Fear of crime

(ICPSR 7368)

Supplementary Empirical Teaching Units in Political Science (SETUPS) for American Politics are computer-related modules designed for use in teaching introductory courses in American government and politics. The seven modules are intended to demonstrate the process of examining evidence and reaching conclusions and to stimulate students to independent, critical thinking and a deeper understanding of substantive content. They enable students with no previous training to make use of the computer to analyze data on political behavior or to see the

results of policy decisions by use of a simulation model. This SETUPS module uses 27 variables from the Bureau of Justice Statistics surveys taken in 1973–1974. The data consist of a sample of 981 persons from San Diego and 1,017 from New York City. The exercises teach students about the frequency of various kinds of criminal victimization, the personal characteristics of the targets of those crimes, and the impact of criminal victimization upon the fear of crime. (See **National crime surveys: Cities attitude subsample, 1972–1975** [ICPSR 7663] for the full file.)

Applegate, Brandon K.

Public support for rehabilitation in Ohio, 1996

(ICPSR 2543)

(included on CD-ROM CD0033)

This study was sponsored by the U.S. Dept. of Justice, National Institute of Justice. The grant number is 96-IJ-CX-0007

Summary: The main focus of this research was on identifying the conditions under which public support for rehabilitation varies. A single, multivariate analysis method was used so that the influence of each respondent, criminal, crime, and treatment characteristic could be determined within the context of all other factors. The research also explored differences between global and specific attitudes toward rehabilitation. Data for this study were collected through a mail survey of 1,000 Ohio residents (Part 1). The initial mailing was sent to all 1,000 members of the sample on May 28, 1996. Several follow-ups were conducted, and data collection efforts ended on August 26, 1996. Questionnaire items elicited demographic, experiential, and attitudinal information from each respondent. To assess the potential influence of offender, offense, and treatment characteristics on the respondent's support for rehabilitation, several variables were combined to create a factorial vignette. This method allowed the independent effects of each factor on support for rehabilitation to be determined. The respondents were asked to express their agreement or disagreement with five statements following the vignette: (1) general support for rehabilitation, (2) effectiveness of intervention, (3) basing release decisions on progress in rehabilitation programs, (4) individualizing sentences to fit treatment needs, and (5) ex-

panding treatment opportunities for offenders. Type of offenses included in the vignettes were robbery, burglary, aggravated assault, larceny, motor vehicle theft, fraud, drug sales, and drug use. These offenses were selected since they are well-known to the public, offenders are arrested for these offenses fairly frequently, and the offenses were potentially punishable by a sentence of either prison or probation. Several attributes within the particular offenses in the vignettes were designed to assess the influence of different levels of harm, either financial or physical. Offender characteristics and offense selection for use in the vignettes were weighted by their frequency of arrests as reported in the Federal Bureau of Investigation's 1995 Uniform Crime Report data. A rating of the seriousness of each offense was assigned using a separate survey of 118 undergraduate university students (Part 2), and the resulting seriousness score was used in the analysis of the vignettes. Additional items on the mail survey instrument assessed the respondent's global and specific attitudes toward treatment. Independent variables from the mail survey include the respondent's age, education, income category, sex, race, political party, rating of political conservatism, personal contact with offenders, religious identity salience, religiosity, biblical literalness, religious forgiveness, fear of crime, and victimization. Variables from the vignettes examined whether support for rehabilitation was influenced by offender age, race, sex, type of offense committed, employment status, substance use, prior record, sentence, and treatment program. Global support for rehabilitation was measured by responses to two questions: what the respondent thought the main emphasis in most prisons was (to punish, to rehabilitate, to protect society), and what the main emphasis should be. Items assessed variations in the respondent's attitudes toward rehabilitation by offender's age, sex, and prior record, location of treatment, and the type of treatment provided. Variables from the crime seriousness survey recorded the respondent's rating of various crime events, including assault and robbery (with or without a weapon, with varying degrees of injury, or no injury to the victim), burglary, larceny, and auto theft (with varying values of the property stolen), drug dealing, drug use, and writing bad checks.

Universe: All residents in Ohio.

Sampling: Part 1: Random sampling from the database of Survey Sampling, Incorporated,

in Ohio. Part 2: Student volunteers at the University of Central Florida.

Extent of collection: 2 data files + machine-readable documentation (PDF) + SAS data definition statements + SPSS data definition statements

Extent of processing: MDATA.PR/REFORM.DOC/SCAN/UNDOCCHK.ICPSR/DDEF.ICPSR

Logical record length data format with SAS and SPSS data definition statements

Part 1

Mail survey data

rectangular file structure
559 cases
99 variables
125-unit-long record
1 record per case

Part 2

Crime seriousness data

rectangular file structure
118 cases
25 variables
27-unit-long record
1 record per case

Related publication:

Applegate, Brandon K.

"Specifying public support for rehabilitation: A factorial survey approach" (Final Report). Washington, DC: National Institute of Justice, 1997.

Blumenthal, Monica D., Robert L. Kahn, and Frank M. Andrews

Justifying violence: Attitudes of American men, 1969

(ICPSR 3504)

This survey of attitudes of American men regarding violence was conducted in the summer of 1969 by the Survey Research Center of the Institute for Social Research at the University of Michigan. The survey included responses from 1,374 men, aged 16-64, drawn from the Survey Research Center's national sample of dwellings. The investigators examined the level of violence that respondents viewed as justified to accomplish social control and social change, and emphasized the role of the respondents' personal values, their definitions of violence, and their identification with the groups involved in violence. To

examine the degree of violence that American men felt could be justified for social control, the investigators asked respondents to react to situations involving protests and other disturbances. These situations included hoodlum gang disturbances, student protests, and Black protest demonstrations. The respondents were asked what police actions — from "letting it go" to "shooting to kill" — were appropriate as police control measures. Several such items were combined to form an index of "violence for social control." In questions dealing with the level of violence necessary to bring about social change, respondents were asked whether they agreed with the necessity of "protest in which some people will be killed" in order to bring about changes sought by Blacks, by student demonstrators, and in general. These items were combined into an index of "violence for social change." Class II

Related publication:

Blumenthal, Monica D., Robert L. Kahn, Frank M. Andrews, and Kendra B. Head
Justifying violence: Attitudes of American men. Ann Arbor, Michigan: Institute for Social Research, 1972.

Blumenthal, Monica D., Robert L. Kahn, and Frank M. Andrews

ICPSR instructional subset: Justifying violence: Attitudes of American men, 1969

(ICPSR 7517)

This instructional subset of 62 variables from the original study on justifying violence includes an initial series of questions that ask whether respondents view actions such as protest demonstrations, police frisking, looting, burglary, and draft-card burning as violence. The study also inquires about possible causes of violence and motives of those who participate in violence. Another set of variables deals with relative views of property damage and personal injury, and respondents' agreement or disagreement with statements such as "it is often necessary to use violence to prevent violence," "many people learn only through violence," and "when a person harms you, you should turn the other cheek and forgive him." Respondents were also asked for their views on the roles of courts and police agencies in combating crime. Then, after a number of demographic and socioeconomic variables (education,

age, region of the country), the subset concludes with a number of derived indices of violence attitudes that draw upon survey questions to form general patterns. These derived indices include attitudes toward retributive justice, self-defense, kindness, suspicion, and trust. Finally, several summary measures gauge respondents' general approval of violence for social control and social change purposes. (See **Justifying violence: Attitudes of American men, 1969** [ICPSR 3504] for the full file.)

Bureau of Justice Statistics,
U.S. Dept. of Justice

National crime surveys: Cities attitude sub-sample, 1972-1975

(ICPSR 7663)

The National Crime Surveys were designed by the Bureau of Justice Statistics to obtain detailed information about crime and its victims and consequences. This sub-sample is a study of personal and household victimization, with victimization being measured on the basis of six selected crimes (including attempts): rape, robbery, assault, burglary, larceny, and motor vehicle theft. The research design consists of a survey of households in 26 major U.S. cities. The data collection was conducted by the United States Census Bureau, initial processing of the data and documentation was performed by the Data Use and Access Laboratories (DUALabs), and subsequent processing was performed by the ICPSR under grants from the Bureau of Justice Statistics (BJS). The Cities Attitude Sub-sample also includes information on perceptions of crime and the police and the impact of criminal victimization upon the fear of crime. The sub-sample is a one-half random sample of the **National crime surveys: cities sample, 1972-1975 (complete sample)** (ICPSR 7658), in which an attitude questionnaire was administered. The sub-sample contains data from the same 26 cities that are used in the complete sample. (See also the National Crime Surveys in Chapter X.) Class I

CBS News

CBS News "48 Hours" gun poll, March 1989

(ICPSR 9233)

Summary: This data collection consists of responses to a nationwide survey of issues surrounding assault weapons. Topics covered include legislation regulating the importation, sale, and manufacture of assault weapons; the sale and use of handguns; and the National Rifle Association. Respondents also were asked to rate the performance of George Bush as president and to specify what they thought was the most important problem facing the country. Background information on respondents includes political party affiliation, sex, age, education, firearm ownership, and race. Class III

Universe: Adults aged 18 and over in the United States.

Sampling: Stratified random-digit dialing.

Note: This file contains a weight variable that must be used in any analysis.

Extent of collection: 1 data file + machine-readable documentation (text)

Card image data format

rectangular file structure
663 cases
43 variables
80-unit-long record
3 records per case

CBS News/*The New York Times*

CBS News/*New York Times* abortion poll, July 1989

(ICPSR 9488)

Summary: In this nationwide survey on abortion issues, respondents were asked whether there were more advantages to being a man or woman in our society, whether abortion should be legal or illegal, whether they approved of the recent Supreme Court decision regarding abortion, and if they knew the effects of this decision. Respondents were asked under what circumstances they thought abortion should be legal (e.g., possibility of birth defects, rape, unmarried motherhood, health risk to the woman, age of the

female, and whether the pregnancy would force a teenager to quit high school or a professional woman to interrupt her career), and whether they favored or opposed possible restrictions on abortion, such as requiring parental consent and prohibiting public employees or hospitals from performing abortions. In addition, respondents' opinions were sought concerning government regulation of abortion, the reasonableness/extremism of pro- and anti-abortionists, whether abortion was murder, and the importance of the women's movement in the United States. Background information on respondents includes marital status, parental status, political party affiliation, age, income, sex, religious preference, education, and race. Class IV

Universe: Adults aged 18 and over in the United States.

Sampling: Stratified random-digit dialing.

Note: This file contains a weight variable that must be used in any analysis.

Extent of collection: 1 data file

Card image data format

rectangular file structure
978 cases
77 variables
80-unit-long record
3 records per case

CBS News/*The New York Times*

CBS News/*New York Times* abortion polls, September–October 1989

(ICPSR 9491)

Summary: This data collection focuses on abortion issues. Respondents were asked whether they approved of the July Supreme Court decision in *Webster vs. Reproductive Health Services*, whether abortion should be legal and under what circumstances (e.g., possibility of birth defects, rape, unmarried motherhood, health risk to the woman, age of the female, and whether the pregnancy would force a teenager to quit high school or a professional woman to interrupt her career), and whether they favored or opposed possible restrictions on abortion, such as requiring parental consent and prohibiting public employees or hospitals from performing abortions. In addition, respondents' opinions were sought concerning use of public funds

for abortion, child care costs, adoption services for unwanted children, whether their vote choices were affected by a candidate's stand on abortion, government regulation of abortion, the reasonableness/extremism of pro- and anti-abortionists, whether abortion was murder, and abortion as a form of birth control. In all surveys, respondents were asked if they approved of George Bush's handling of the presidency. A more detailed evaluation of Bush's performance in specific areas as well as Bush's relationship with Congress, important problems facing the nation, taxes, and United States aid to Eastern Europe and the Soviet Union also were addressed in the National Survey (Part 1). Background information on respondents includes registered voter status, 1988 presidential vote choice, political party affiliation, age, income, sex, religious preference, education, and race. Class IV

Universe: Adults aged 18 and over.

Sampling: Stratified random-digit dialing.

Note: These files contain a weight variable that must be used in any analysis.

Extent of collection: 7 data files

Card image data format

Part 1
National
rectangular file structure
1,347 cases
100 variables
80-unit-long record
3 records per case

Part 2
California
rectangular file structure
747 cases
63 variables
80-unit-long record
2 records per case

Part 3
Florida
rectangular file structure
630 cases
63 variables
80-unit-long record
2 records per case

Part 4
Illinois
rectangular file structure
760 cases
63 variables
80-unit-long record
2 records per case

Part 5
Ohio
rectangular file structure
744 cases
63 variables
80-unit-long record
2 records per case

Part 6
Pennsylvania
rectangular file structure
879 cases
63 variables
80-unit-long record
2 records per case

Part 7
Texas
rectangular file structure
742 cases
63 variables
80-unit-long record
2 records per case

CBS News/The New York Times

**CBS News/New York Times drug poll,
September 1989**

(ICPSR 9489)

Summary: This data collection is a general survey of drug problems in the United States. Topics covered include national efforts to combat drug problems, neighborhood drug sales, testing students and workers for drugs, treatment of those convicted of drug offenses, sending troops to Colombia to fight drug trafficking, arrest policies for drug use and other crimes in inner cities, and treatment of individuals by the court system. The survey also asked about views on homeless people and spending for AIDS treatment. Background information on respondents includes political party affiliation, parental status, age, income, sex, religious preference, education, and race. Class IV

Universe: Adults aged 18 and over in United States.

Sampling: Stratified random-digit dialing.

Note: This file contains a weight variable that must be used in any analysis.

Extent of collection: 1 data file

Card image data format

rectangular file structure
824 cases
80 variables
80-unit-long record
3 records per case

CBS News/The New York Times

**CBS News/New York Times monthly
poll, March–April 1990**

(ICPSR 9498)

Summary: This data collection is part of a continuing series of monthly surveys that evaluate the Bush presidency and solicit opinions on a variety of political and social issues. Topics covered include foreign policy, the drug problem, the environment, the federal budget deficit, term limits for members of the House of Representatives, the political party most likely to promote prosperity, the political party that cares most about the needs and problems of Blacks, Bush's concern for the needs and problems of Blacks, the peace dividend, capital punishment, relations with the Soviet Union and Lithuania, financial assistance to Lithuania and to countries in Latin America that have turned toward democracy, the Cold War, German reunification, and troop levels in Western Europe. Additionally, respondents were questioned regarding government funding of day care services and long-term medical care, national health insurance, abortion, their party preferences in the 1990 election for House of Representatives and in the 1992 presidential election, and their opinions of George Bush, Dan Quayle, Ronald Reagan, Jesse Jackson, Louis Farrakhan, the Republican and Democratic parties, and Mikhail Gorbachev. Demographic information collected includes sex, age, race, education, family income, religion, ethnicity, political orientation, party preference, voting behavior, recycling habits, day care enrollment, parental status, health insurance status, and labor union membership. Class IV

Universe: Adults aged 18 and over in the United States.

Sampling: Stratified random-digit dialing.

Note: The data contain a weight variable that must be used in any analysis.

Extent of collection: 1 data file

Card image data format

rectangular file structure
1,515 cases
124 variables
80-unit-long record
3 records per case

Center for Urban Affairs and Policy Research

**Reactions to crime project, 1977
[Chicago, Philadelphia, San Francisco]:
Survey on fear of crime and citizen
behavior**

(ICPSR 8162)

(included on CD-ROM CD0024)

This study was sponsored by the U.S. Dept. of Justice, National Institute of Justice. The grant number is 78-NI-AX-0057.

Summary: This survey was conducted by the Center for Urban Affairs and Policy Research at Northwestern University to gather information for two projects that analyzed the impact of crime on the lives of city dwellers. These were the Reactions to Crime (RTC) Project, supported by the U.S. Department of Justice's National Institute of Justice as part of its Research Agreements Program, and the Rape Project, which was supported by the National Center for the Prevention and Control of Rape, a subdivision of the National Institute of Mental Health. Both investigations were concerned with individual behavior and collective reactions to crime. The Rape Project was specifically concerned with sexual assault and its consequences for the lives of women. The three cities selected for study were Chicago, Philadelphia, and San Francisco. A total of ten neighborhoods were chosen from these cities along a number of dimensions — ethnicity, class, crime, and levels of organizational activity. In addition, a small city-wide sample was drawn from each city. Reactions to crime topics covered how individuals band together to deal with crime problems, individual responses to crime such as property-marking or the installation of locks and bars, and the impact of fear of crime on day-to-day behavior — for example, shopping and recreational patterns. Respon-

dents were asked several questions that called for self-reports of behavior; including events and conditions in their home areas, their relationship to their neighbors, who they knew and visited around their homes, and what they watched on TV and read in the newspapers. Also included were a number of questions measuring respondents' perceptions of the extent of crime in their communities, whether they knew someone who had been a victim, and what they had done to reduce their own chances of being victimized. Questions on sexual assault/rape included whether the respondent thought this was a neighborhood problem, if the number of rapes in the neighborhood were increasing or decreasing, how many women they thought had been sexually assaulted or raped in the neighborhood in the previous year, and how they felt about various rape prevention measures, such as increasing home security, women not going out alone at night, women dressing more modestly, learning self-defense techniques, carrying weapons, increasing men's respect of women, and newspapers publishing the names of known rapists. Female respondents were asked whether they thought it likely that they would be sexually assaulted in the next year, how much they feared sexual assault when going out alone after dark in the neighborhood, whether they knew a sexual assault victim, whether they had reported any sexual assaults to police, and where and when sexual assaults took place that they were aware of. Demographic information collected on respondents includes age, race, ethnicity, education, occupation, income, and whether the respondent owned or rented their home.

Universe: Adult residents of Chicago, Philadelphia, and San Francisco.

Sampling: Random sample.

Extent of collection: 1 data file + machine-readable documentation (PDF) + OSIRIS dictionary + SAS data definition statements + SPSS data definition statements

Extent of processing: MDATA.PR/ DDEF.ICPSR

Logical record length data format with SAS and SPSS data definition statements

rectangular file structure
5,121 cases
206 variables
267-unit-long record
1 record per case

Related publications:

Lewis, Dan A., and Michael G. Maxfield
"Fear in the Neighborhoods: An Investigation of the Impact of Crime." *Journal of Research in Crime and Delinquency* 17 (July 1980), 160-189.

Podolefsky, Aaron, and Fredric Dubow
Strategies for community crime prevention: Collective responses to crime in urban America. Springfield, IL: Charles C. Thomas Publishing Co., 1981.

Riger, Stephanie, and Paul J. Lavrakas
"Community ties: Patterns of attachment and social interaction in urban neighborhoods." *American Journal of Community Psychology* 9,1 (1981), 55-66.

Centro de Investigaciones Sobre la Realidad Social (CIRES)

Center for research on social reality [Spain] survey, April 1992: Justice and civic rights

(ICPSR 9992)

Summary: This data collection is part of a continuing series of semimonthly surveys of individuals in Spain. Each survey consists of three sections. The first section collects information on respondents' attitudes regarding personal and national issues. This section includes questions on level of life satisfaction and frequency of relationships, as well as a rating of the importance of national issues. The second section varies according to the monthly topic, with this survey's topic focusing on justice and civic rights. Among the issues investigated are the respondent's personal experience with lawyers and police, evaluation of Spanish prisons and treatment accorded to those in prison, attitudes toward the death penalty, evaluation of the Spanish penal code and the "Corcuera Law," evaluation of government policy with respect to the administration of justice, and perceived image of judicial institutions and justice professionals. The third section collects demographic data such as sex, age, religion, income, and place of residence. Class IV

Universe: Persons aged 18 and over living in Spain.

Sampling: Random sample, stratified by autonomous regions and municipalities according to their size.

Note: Values containing decimal points have actual periods in the data. The codebook for this collection is partially in Spanish.

Extent of collection: 1 data file + machine-readable frequencies

Extent of processing: FREQ.PR

Card image data format

rectangular file structure
1,200 cases
225 variables
80-unit-long record
5 records per case

Davis, James A., Tom W. Smith, and Peter V. Marsden

General social surveys, 1972-2000: [Cumulative file]

(ICPSR 3197)

Summary: The General Social Surveys (GSS) are designed as part of a program of social indicator research, replicating questionnaire items and wording in order to facilitate time-trend studies. This collection is a cumulative dataset that merges all data collected as part of the General Social Surveys from 1972 to the present. In addition to the standard topic areas covered in every GSS, the cumulative file includes new information from topical modules each year. The topical modules for 2000 focused on the themes of multi-ethnicity in the United States, the information society, freedom, religion, and health status. Other topics covered have included gender, emotions, market exchange, giving and volunteering, and mental health (1996), family mobility and multiculturalism (1994), cultural issues (1993), work organizations (1991), intergroup relations (1990), occupational prestige (1989), religious socialization, behaviors, and beliefs (1988), sociopolitical participation (1987), the feminization of poverty (1986), social networks (1985), and the role of the military (1982 and 1984). The GSS also added a crossnational component in 1985, through participation in a multinational collaborative group called the International Social Survey Program (ISSP). Topics addressed have included the role of government (1985, 1990, 1996, 1998, and 2000); social support (1986 and 2000); social inequality (1987); family and gender issues (1988, 1994, and 2000); work orientation (1989, 1998, and 2000); the impact of religious background, behavior, and

beliefs on social and political preferences (1991 and 1998); environmental issues (1993 and 2000); and national identity (1996, 1998, and 2000).

Universe: All noninstitutionalized English-speaking persons 18 years of age or older, living in the United States.

Sampling: National Opinion Research Center national probability sample. Block quota sampling was used in 1972–1974 and for half of the 1975 and 1976 surveys. Full probability sampling was employed in 1977, 1978, 1980, 1982–1991, 1993–1994, 1996, 1998, 2000, and in half of the 1975 and 1976 surveys.

Note: (1) This collection has not been processed by ICPSR staff. ICPSR is distributing the data and documentation for this collection in essentially the same form in which they were received. (2) In 1994, two major innovations were introduced into the GSS, and they have been carried forward to subsequent years. First, the traditional core set of questions was substantially reduced to allow for the creation of mini-modules (small- to medium-sized supplements). The mini-modules permit greater flexibility to incorporate innovations and to include important items proposed by the social science community. Second, a new biennial, split-sample design was instituted, consisting of two parallel subsamples of approximately 1,500 cases each, with identical cores and different topical ISSP modules. In effect, the two samples can be viewed as representing the traditional GSS for two consecutive years, although they are fielded together. (3) The documentation consists of a hardcopy codebook. Please contact ICPSR User Support for ordering information. (4) This data collection, including PDF versions of the codebook and data collection instruments, is also available on CD-ROM from the Roper Center for Public Opinion Research at the University of Connecticut.

Extent of collection: 1 data file + SPSS data definition statements

Extent of processing: `FREQ.PR/MDATA.PR/UNDOCCHK.PR/CONCHK.PR`

Logical record length data format with SPSS data definition statements and SPSS portable file

rectangular file structure
40,933 cases
3,834 variables
5,380-unit-long record
1 record per case

Doble, John, and Judith Greene

Attitudes toward crime and punishment in Vermont: Public opinion about an experiment with restorative justice, 1999

(ICPSR 3016)

This study was sponsored by U.S. Dept. of Justice, National Institute of Justice. The grant number is 98-IJ-CX-0028.

Summary: By the summer of 1998, the Vermont Department of Corrections (DOC) had completed three years of operational experience with "restorative justice," a concept that involves compensating victims and establishing community-based reparative boards that determine how offenders can make amends for their crimes. The purpose of this project was to update the benchmark findings from an earlier survey of Vermont residents in 1994, to assess public attitudes about the reforms and changes that had been instituted by the Vermont DOC, and to explore the possibility of expansion of responsibilities of the reparative community boards. This project involved a telephone survey of a new sample of 601 adult residents of Vermont. The interviewing was conducted on March 15–21, 1999. Respondents were asked a series of trend questions to update the 1994 findings. Respondents were also asked questions about two other programs: the diversion program, in which selected first offenders who fulfilled the terms of a community-based sanction could have their records expunged, and the furlough program, in which offenders making the transition from prison to the community were supervised for an interim period. The survey also explored whether Vermonters would like to see the responsibilities of the reparative boards expanded to include community notification and other types of cases. Residents assessed whether crime in general, violent crime, and illegal drug use had increased compared to five years prior, whether more prisons should be built, whether Vermont's jails and prisons were overcrowded, and whether violent offenders were being released before completing their sentences because of overcrowding. They commented on how often offenders in four scenarios should go to prison and how often they believed that these offenders in fact did go to prison. Respondents rated the performance of various segments of the Vermont criminal justice system and, given 15 offense scenarios, were asked whether the offender should spend time in jail or in community service and rehabilitation. In addition, respondents were

asked whether anyone in their household had been a victim of a crime within the last three years and, if so, whether it was a violent crime. Demographic data include sex, employment, education, race/ethnicity, and age category of the respondent, and the county and region where the resident lived.

Universe: All adult Vermont residents in 1999.

Sampling: Probability sample.

Extent of collection: 1 data file + machine-readable documentation (PDF) + SAS data definition statements + SPSS data definition statements

Extent of processing: REFORM.DATA/
REFORM.DOC/ SCAN/ UNDOCCHK.ICPSR/
MDATA.ICPSR/ CDBK.ICPSR/ DEF.ICPSR

Logical record length data format with SAS and SPSS data definition statements

rectangular file structure
601 cases
95 variables
129-unit-long record
1 record per case

Related publications:

John Doble Research Associates, Inc., and Judith Greene

"Attitudes towards crime and punishment in Vermont: Public opinion about an experiment with restorative justice" (Final Report). Washington, DC: National Institute of Justice, 2000.

Doble, John.

Crime and corrections: The views of the people of Vermont — A report to the Vermont department of corrections. Englewood Cliffs, NJ: Doble Research Associates, Inc., 1994.

Flanagan, Timothy J., and Dennis R. Longmire

National opinion survey of crime and justice, 1995

(ICPSR 6720)

Summary: The purpose of this survey was to provide legislators, public officials, and Texas residents with a reliable source of information

about citizens' opinions and attitudes concerning crime and criminal justice related topics. The data collection consists of two distinctly different files, National Data (Part 2) and Texas Data (Part 1), which can be linked or used separately for analysis. The survey questions concern neighborhood atmosphere and presentation of crime in the media, worries regarding possible attacks — both robbery and physical attacks, confidence in and opinions of police and their effectiveness, problems dealing with courts, and attitudes regarding prisoners and prisons, drug laws and drug problems, and juvenile gangs. Other questions focused on attitudes concerning the death penalty, guns, and the availability of firearms. The National Data file contains additional information expanding on the respondent's sources of crime news and gang-related questions. Demographic information on respondents includes sex, age, race, income, education, and religion.

Universe: Individuals in the continental United States with a telephone in their residence.

Sampling: The survey employed a random sampling design. The response rate from Texans is 64 percent and 65 percent from the rest of the nation.

Restrictions: In order to preserve respondent privacy, certain identifying variables are restricted from general dissemination. Aggregations of this information for statistical purposes that preserve the anonymity of individual respondents can be obtained from ICPSR in accordance with existing servicing policies.

Extent of collection: 2 data files + machine-readable documentation (text) + SAS data definition statements + SPSS data definition statements + data collection instrument

Extent of processing: DDEF.ICPSR/ RECODE/
MDATA.ICPSR/ REFORM.DOC

Logical record length data format with SAS and SPSS data definition statements

Part 1
Texas data
rectangular file structure
501 cases
114 variables
184-unit-long record
1 record per case

Part 2

National data

rectangular file structure
1,005 cases
103 variables
191-unit-long record
1 record per case

Related publications:

Sims, Barbara

"The national opinion survey of crime and justice, 1995: Development and methods." In Timothy J. Flanagan and Dennis R. Longmire (ed.), *Americans view crime and justice: A national public opinion survey*. Thousand Oaks, CA: Sage Publications, 1996.

Longmire, D.R., and Barbara Sims

"1995 crime poll: Texas and the nation" (Executive Summary). Huntsville, TX: Sam Houston State University, Survey Research Program, Criminal Justice Center, 1995.

Mendelsohn, Harold, and Garrett J. O'Keefe

Media crime prevention campaign in the United States, 1980

(ICPSR 8050)

This study was sponsored by the U.S. Dept. of Justice, National Institute of Justice. The grant number is 78-NI-AX-0105.

Summary: The "Crime Prevention Survey" was undertaken as part of an ambitious project to evaluate the effects of programs intended to encourage crime prevention among the public. It was designed by Drs. Harold Mendelsohn and Garrett O'Keefe, both of the Center for Mass Communications Research and Policy at the University of Denver. The Roper Organization performed the sampling and field work in April 1980 utilizing a personal interview scheme. The basic sample consisted of 1,454 interviews. This survey focused on respondents' reports of their media use, their perception about crime and its nature, and the number and nature of neighborhood contacts they had. Its original intent was to evaluate the impact of a national crime prevention campaign which was in progress in 1980. There are 352 variables in the data. Class II

Miethe, Terance D.

Public attitudes toward lawyers and legal disputes, 1993: [United States]

(ICPSR 6403)

Summary: This data collection examines public attitudes, opinions, and experiences with respect to lawyers and legal disputes and the effects that prior experiences have on the future likelihood of using the law to settle disputes. Variables refer to types and outcomes of legal disputes, selection of lawyers, gender and age of lawyers, number of contacts, size of legal firms, the extent of services the lawyers provided to clients, and the behavior of lawyers. The unit of analysis is the individual.

Universe: Adults in the United States living in households with telephones in 1993.

Sampling: Proportionate sample stratified (by United States time zone) using random-digit dialing.

Extent of collection: 1 data file + machine-readable documentation (text) + SAS data definition statements + SPSS data definition statements + data collection instrument

Extent of processing: CONCHK.ICPSR/
DDEF.ICPSR/ MDATA.PR/ REFORM.DOC/ SCAN/
UNDOCCHK.PR/ UNDOCCHK.ICPSR

Logical record length data format with SAS and SPSS data definition statements

rectangular file structure
1,004 cases
92 variables
100-unit-long record
1 record per case

Related publication:
Miethe, Terance D.

"Predicting future litigiousness" (Unpublished). Paper No. 89154. Las Vegas, NV: University of Nevada, Dept. of Criminal Justice, 1994.

National Center for Health Statistics

Teenage attitudes and practices survey, 1989: [United States]

(ICPSR 9786)

Summary: In this follow-up to the National Health Interview Survey (NHIS), teenagers

were interviewed to obtain information on tobacco use, including measures of prevalence, knowledge and attitudes, and predictors of taking up smoking. Respondents were asked if they smoked or used chewing tobacco or snuff, or had in the past. If so, they were questioned as to when they started; how much they smoked, chewed, or snuffed during the last month; where they bought cigarettes; which brand of cigarettes, chewing tobacco, or snuff they usually bought; how many times they tried to stop these habits; and what was the longest time they stopped smoking cigarettes since they started smoking regularly. Nonsmokers were asked if they thought they might start smoking, if they had experimented with cigarette smoking, if they had ever been offered a cigarette, and how difficult it would be to obtain tobacco if they wanted to. The survey asked respondents if any of their household members, teachers, or friends smoked; if they had heard anything about the health risks of tobacco use on television, radio, or in newspapers or magazines; and if they believed that chewing tobacco or snuff causes cancer. Attitudes toward tobacco use were also probed with questions such as whether respondents disliked being around people who smoked; whether they believed it was safe to smoke for only a year or two; if they preferred to date people who didn't smoke; if they thought they could stop smoking anytime they wanted to; whether they thought their friends approved or disapproved of their smoking, chewing, or snuffing; and if they thought their parents would mind if they smoked when they were older. Respondents were also asked if they believed there was any harm in having an occasional cigarette, and if they believed smoking helps people to relax, to keep down their weight, and to reduce boredom and stress. In addition to questions about tobacco use, the survey queried respondents about their attitudes regarding seat belts, fitness, alcohol, marijuana, drugs in general, school, and diet. They were also asked whether, during the last year, they had been in an accident or physical fight; had been in a car with a drunk driver or ridden on a motorcycle; and how often they had trouble going to sleep, felt unhappy or depressed, felt hopeless about the future, felt nervous or tense, or worried too much. Demographic and socioeconomic information provided in the data file includes respondent's race, education, and geographic region; reference person's race, education, occupation, and marital status; presence of parent(s) or other adult relative in household; family income; and education of the adult. Class IV

Universe: Civilian noninstitutionalized teenagers, aged 12-18, residing in the United States.

Sampling: A sample of 12,097 teenagers was drawn from the last two quarters of the 1988 NHIS and the first two quarters of the 1989 NHIS. NHIS households were selected by stratified multistage probability area sampling.

Note: Per agreement with NCHS, ICPSR distributes the data file and technical documentation in this collection in their original form as prepared by NCHS.

Restrictions: In preparing the data file for this collection, the National Center for Health Statistics (NCHS) has removed direct identifiers and characteristics that might lead to identification of data subjects. As an additional precaution, NCHS requires, under Section 308(d) of the Public Health Service Act (42 U.S.C. 242m), that data collected by NCHS not be used for any purpose other than statistical analysis and reporting. NCHS further requires that analysts not use the data to learn the identity of any persons or establishments and that the director of NCHS be notified if any identities are inadvertently discovered. ICPSR member institutions and other users ordering data from ICPSR are expected to adhere to these restrictions.

Extent of collection: 1 data file + machine-readable documentation (text) + SAS data definition statements + SPSS data definition statements + data collection instrument

Extent of processing: MDATA

Logical record length data format with SAS and SPSS data definition statements

rectangular file structure
9,965 cases
approx. 230 variables
371-unit-long record
1 record per case

National Center for Health Statistics

Teenage attitudes and practices survey II, 1993: [United States]

(ICPSR 6375)

Summary: In this follow-up to **Teenage attitudes and practices survey, 1989: [United States]** (ICPSR 9786), a component of the National Health Interview Survey, teenagers

were interviewed to obtain specific information on every aspect of tobacco use, including measures of prevalence, knowledge and attitudes, and predictors of taking up smoking. In addition to questions about tobacco use, the Teenage attitudes and practices survey II (TAPS II) queried respondents about their attitudes regarding seatbelts, fitness, alcohol, marijuana, drugs in general, school, and diet. They were also asked whether, during the last year, they had been in an accident or physical fight, had been in a car with a drunk driver, or had ridden on a motorcycle. Finally, respondents were asked about their physical condition and emotional state. Demographic and socioeconomic information provided in the data file includes respondents' race, education, geographic region, occupation, and marital status, as well as presence of parent(s) or other adult relatives in the household, family income, and education of the adults.

Universe: Civilian noninstitutionalized persons, aged 10–22, residing in the United States.

Sampling: A sample of 9,135 individuals, aged 15–22 years at the time of TAPS II, who responded by telephone to the first **Teenage attitudes and practices survey** (ICPSR 9786), and 5,590 additional persons aged 10–15 years who were drawn from quarters three and four of the 1991 NHIS and quarter one of the 1992 NHIS sample frames. NHIS households were selected by stratified multistage area probability sampling. In each TAPS II sample component, all persons eligible in a household were selected. Black persons were oversampled.

Note: Per agreement with NCHS, ICPSR distributes the data file and technical documentation in this collection in their original form as prepared by NCHS.

Restrictions: In preparing data file for this collection, the National Center for Health Statistics (NCHS) has removed direct identifiers and characteristics that might lead to the identification of data subjects. As an additional precaution NCHS requires, under Section 308(d) of the Public Health Service Act (42 U.S.C. 242m), that data collected by NCHS not be used for any purpose other than statistical analysis and reporting. NCHS further requires that analysts not use the data to learn the identity of any persons or establishments and that the director or NCHS be notified if any identities are inadvertently discovered. ICPSR member institutions and other users

ordering from ICPSR are expected to adhere to these restrictions.

Extent of collection: 1 data file + data collection instrument

Extent of processing: FREQ.PR

Logical record length data format

rectangular file structure
12,952 cases
approx. 600 variables
885-unit-long record
1 record per case

National Commission on Children

Survey of parents and children, 1990: [United States]

(ICPSR 9595)

Summary: This data collection was designed to assess the well-being, attitudes, and life circumstances of American families. Interviews were conducted with a sample of parents and with their children between the ages of 10 and 17. Children were asked questions about their neighborhood and school, such as whether they thought their neighborhood was a good place for children to grow up, whether they liked school, and whether they experienced peer pressure to engage in various behaviors. They were also asked how they spent their time during the summer, whether they could confide in their parents, and whether they often spent time in the house alone. Children who did not reside with their biological parents were asked about frequency and nature of contact with biological parents. Additional questions concerned weekend, after school, and family activities. Parents were asked similar questions about their children's activities and behavior, as well as questions about their own attitudes and concerns regarding parenting.

Universe: Parents in the continental United States living with their children.

Sampling: National sample of 1,738 parents in the continental United States living with their children. Households with children aged 10 and over were oversampled, as were households with Black and Hispanic children. A sample of 929 children aged 10–17 living in households selected for the study was also interviewed.

Extent of collection: 1 data file + machine-readable documentation (PDF) + database dictionary + SAS data definition statements + SPSS data definition statements

Extent of processing: REFORM.DOC

Logical record length data format with SAS and SPSS data definition statements

rectangular file structure

1,738 cases

495 variables

579-unit-long record

1 record per case

The New York Times

New York Times New York City police department poll, January 2001

(ICPSR 3274)

Summary: This special topic poll, conducted January 21–24, 2001, assessed respondents' opinions about the New York City Police Department (NYCPD). Inhabitants of New York City (NYC) gave their opinions on the way Rudolph Giuliani was handling his job as mayor, the way the police in NYC were doing their jobs, occupational dangers for the police, race relations and life conditions in NYC, and racial profiling and brutality against minorities by the NYCPD. Respondents were also asked whether the NYCPD was a good place to work, whether they wanted to join the NYCPD, and whether their parents and friends would approve if they wanted to become police officers. The survey investigated whether police officers were appreciated by their communities and vice versa, whether police officers showed respect toward society, whether respondents had been in situations where they felt in personal danger or safer because of a police officer, and whether the city should require the police force to live in NYC. Those polled were also asked about their employment status and school attendance, family financial situation, whether they had relatives/friends who worked in NYC as police officers, and whether they or their family members had been the victims of a crime in NYC in the last year. Background information on respondents includes age, gender, education, race/ethnic identity, religion, political party affiliation, political orientation, marital status, and household income.

Note: This collection has not been processed by ICPSR staff. ICPSR is distributing the data and documentation for this collection in essentially the same form in which they were received. When appropriate, documentation has been converted to Portable Document Format (PDF), data files have been converted to non-platform-specific formats, and variables have been recoded to ensure respondents' anonymity.

Extent of collection: 1 data file + machine-readable documentation (PDF)

Extent of processing: REFORM.DOC

rectangular file structure

721 cases

81 variables

240-unit-long record

1 record per case

The New York Times

New York Times race relations survey, March 1987: New York City

(ICPSR 9214)

Summary: This survey examines the attitudes of New Yorkers toward race relations. Topics covered include the racial composition of the respondent's neighborhood and friends, the most important white and Black leaders in New York City, police brutality, discrimination on racial grounds for housing and jobs, crime, and important problems facing New York City such as drugs, transportation, the poor and homeless, corruption, and illegal aliens. Additional questions asked of respondents include if they approved or disapproved of the way Ed Koch handled his job as mayor, if New York City courts were tougher on Blacks or whites, if the level of racial discrimination had increased or decreased, and if a preference in hiring or promotion should be given to Blacks. Background information on individuals includes party affiliation, age, income, sex, religious preference, education, and race. Class III

Universe: Adults in New York City.

Sampling: Random sample.

Extent of collection: 1 data file + machine-readable documentation (text)

Card image data format

rectangular file structure
1,063 cases
81 variables
80-unit-long record
3 records per case

Related publication:

Freedman, Samuel G.

"New York race tension is rising despite gains." *The New York Times* (March 29, 1987).

The Police Foundation

National study of private ownership of firearms in the United States, 1994

(ICPSR 6955)

This study was sponsored by the U.S. Dept. of Justice, National Institute of Justice. The grant number is 93-IJ-CX-0017.

Summary: This data collection consists of a survey of private ownership of firearms by adults in the United States. Respondents who both did and did not own firearms were included. The variables cover topics such as the number and type of guns owned privately; methods of, and reasons for, firearms acquisition; the storage and carrying of guns; the defensive use of firearms against criminal attackers; and reasons for and against firearm ownership. Basic demographic variables include sex, age, education, and employment.

Universe: Adults living in the United States.

Sampling: National probability sample.

Extent of collection: 1 data file + machine-readable documentation (PDF) + SAS data definition statements + SPSS data definition statements + data collection instruments (PDF)

Extent of processing: CDBK.ICPSR/ SCAN/ DDEF.ICPSR/ MDATA.ICPSR/ REFORM.DATA/ UNDOCHK.ICPSR/ REFORM.DOC

Logical record length data format with SAS and SPSS data definition statements

rectangular file structure
2,568 cases
243 variables
492-unit-long record
1 record per case

Related publication:

National Institute of Justice

Guns in America: National survey on private ownership and use of firearms (Research in Brief). Washington, DC: National Institute of Justice, May 1997.

Richardson, Richard, et al.

Public attitudes toward the criminal justice system and criminal victimization in North Carolina, 1971

(ICPSR 7670)

This study was conducted in 1971 by the Institute for Research in Social Science at the University of North Carolina. Research for this project was funded primarily by the North Carolina Bureau of Local Affairs, Division of Law and Order, with support from other agencies. The purpose of the study (conducted by means of a household survey) was to assist agencies in assessing public attitudes toward policies in effect or under consideration, and to measure crime in the state. Included are variables concerning citizen attitudes toward crime; the frequency of criminal victimization; the reporting of crime by victims; public contact with criminal justice agencies, and the attitudes of the citizens of the state toward the agencies that are part of the legal justice system. A stratified random sample of the noninstitutional population of North Carolina was employed. There are 1,140 cases and approximately 455 variables in the file. Class IV

Sigel, Roberta S., and Cliff Zukin

Sex discrimination as perceived by adult males and females, 1985: [New Jersey]

(ICPSR 9250)

(included on CD-ROM CD0033)

Summary: This data collection provides information on the ways in which men and women perceive the existence or nonexistence of sex discrimination, how they react to it, and how they assign blame for it. The data explored "minority consciousness" among women and investigated how this group-shared consciousness affected women's orientation toward the political system as well as toward each other. Variables designed to measure

minority consciousness include respondents' views on the existence of societal, work-related, and domestic sex discrimination, attitudes regarding such discrimination, and the extent to which women identify with other women. Variables regarding personal experiences with sex discrimination and sexual harassment are also included. Other questions explored attitudes toward recent changes in women's status, responsibility for both past and future changes in status, and the effect of such changes on the respondent's own life. Additional information was gathered on the role of the government in bringing about change in the status of women. Demographic variables include sex, age, race, education, religion, marital status, number of and ages of children, occupation, and family and personal income, as well as political party identification and ideology.

Universe: All adult residents 18 and older in the 21 counties of New Jersey.

Sampling: A modified random-digit dial sampling technique was employed to yield a sample that proportionately represented all 21 New Jersey counties. A quota sampling design also was used to disproportionately represent women by a 2 to 1 ratio over men.

Extent of collection: 1 data file + machine-readable documentation (PDF) + SAS data definition statements + SPSS data definition statements

Extent of processing: CDBK.ICPSR/ SCAN/ CONCHK.PR/ DDEF.ICPSR/ FREQ.PR/ MDATA.PR/ REFORM.DATA/ REFORM.DOC/ UNDOCCHK.PR

Logical record length data format with SAS and SPSS data definition statements

rectangular file structure
600 cases
138 variables
152-unit-long record
1 record per case

Related publications:
Sigel, Roberta S.

"The case for educating for gender equality." In O. Ichilov (ed.), *Political socialization, citizenship education, and democracy*. New York, NY: Teacher's College Press, 1990.

Sigel, Roberta S., and Nancy L. Whelchel
"Assessing the past and looking toward the future: Perceptions of change in the status of women." Paper presented at the

American Political Science Association Meetings, Washington, DC, 1987.

Sigel, Roberta S.

"Changing gender roles: Male and female reactions." Paper presented at the Annual Meeting of the International Society for Political Philosophy, Amsterdam, the Netherlands, 1986.

Thornton, Arland, and Deborah Freedman

Intergenerational study of parents and children, 1962-1993: [Detroit]

(ICPSR 9902)

Summary: This data collection provides information on family formation and dissolution among young adults. Families who had given birth to their first, second, or fourth child in 1961 comprised the group of Detroit-area Caucasian couples who were interviewed and surveyed over the period 1962-1993. The resulting longitudinal study encompasses six waves of data collected from mothers across the entire span of their offspring's childhood. Included are demographic, social, and economic information about the parental family; information about the attitudes, values, and behavior of both the mother and the father; and information about the mother's desires and expectations for her child's education, career attainments, and marriage. The collection also offers two waves of interview data collected from the children at ages 18 through 23. These data describe the young adults' attitudes and values; their expectations for school, work, marriage, and childbearing; and their perceptions of their parents' willingness to be of assistance to them. Life History Calendar files for 1985 and 1993 detail the young adults' periods of cohabitation, marriage, separation, divorce, childbearing, living arrangements, education, paid employment, and military service.

Universe: Detroit-area Caucasian families who had given birth to their first, second, or fourth child in 1961.

Note: The first wave of these data are released by ICPSR under the title **Detroit area study, 1962: Family growth in Detroit** (ICPSR 7401).

Extent of collection: 9 data files + machine-readable documentation (PDF) + SAS data definition statements + SPSS data definition statements

Extent of processing: DDEF.ICPSR/
REFORM.DATA/ REFORM.DOC/ MDATA.ICPSR

Logical record length data format with SAS
and SPSS data definition statements

Part 1

1962–1977 waves data

rectangular file structure
1,113 cases
827 variables
2,127-unit-long record
1 record per case

Part 2

1980 mothers' interview data

rectangular file structure
969 cases
179 variables
230-unit-long record
1 record per case

Part 3

1980 children's interview data

rectangular file structure
935 cases
513 variables
624-unit-long record
1 record per case

Part 4

1985 mothers' interview data

rectangular file structure
929 cases
262 variables
372-unit-long record
1 record per case

Part 5

1985 children's interview data

rectangular file structure
923 cases
540 variables
733-unit-long record
1 record per case

Part 6

1985 child life history calendar data

rectangular file structure
929 cases
3,235 variables
3,392-unit-long record
1 record per case

Part 7

1993 mothers' interview data

rectangular file structure
884 cases
318 variables
422-unit-long record
1 record per case

Part 8

1993 children's interview data

rectangular file structure
906 cases
446 variables
596-unit-long record
1 record per case

Part 9

1985–1993 child life history calendar data

rectangular file structure
906 cases
5,898 variables
6,371-unit-long record
1 record per case

Tittle, Charles R.

**Public attitudes toward deviant
behavior, 1972: Iowa, New Jersey,
and Oregon**

(ICPSR 8480)

Summary: The specific purpose of this study was to gather data concerning individuals' perceptions of the likelihood of being caught and punished for committing various minor offenses. However, this study also provides data on several other topics ranging from the respondent's opinion on the importance of following social norms to self-reports of deviant behavior. Class IV

Universe: Individuals aged 15 and over from New Jersey, Iowa, and Oregon.

Sampling: Samples of the population aged 15 and over in New Jersey, Iowa, and Oregon were drawn by using area probability techniques to identify households. Individual respondents within identified households were then randomly selected for interviews, and two callbacks were used to maximize the possibility of including those specific individuals.

Extent of collection: 1 data file + machine-readable documentation (PDF)

Card image data format

rectangular file structure
1,993 cases
250 variables
80-unit-long record
7 records per case

WABC-TV/*New York Daily News*

WABC-TV/*New York Daily News* race relations poll, January 1988

(ICPSR 9187)

Summary: This data collection examines race relations in New York City. Respondents were asked to name the most important Black leader in New York City and to give their opinions on whether income and living conditions were getting better or worse for most Blacks and whether there was more or less anti-white/anti-Black feeling among members of the other race. In addition, respondents were asked if they agreed or disagreed with these statements: (1) The police and the courts treat Blacks as fairly as they treat whites, (2) If Blacks tried harder they could be just as well off as whites, (3) Discrimination has unfairly held Blacks down but many problems today are brought on by Blacks themselves, and (4) Blacks have been held back because Jews control the educational system in the city. Additional topics covered include the Howard Beach incident in which several white youths were found guilty of manslaughter in the death of a Black youth, the selection of the Black educator Richard Green as chancellor of the city schools, and the respondent's opinion of several public figures. Background information on respondents includes religion, race, sex, and borough of residence. Class IV

Universe: Adults aged 18 and over living in households with telephones in New York City.

Sampling: Random-digit dialing.

Note: A weight variable is included that must be used in any analysis.

Extent of collection: 1 data file + machine-readable documentation (text)

Card image data format

rectangular file structure
505 cases
27 variables
80-unit-long record
2 records per case

WABC-TV/*New York Daily News*

WABC-TV/*New York Daily News* subway shooting-vigilante poll, January 1985

(ICPSR 8555)

Summary: This survey was conducted following the New York City subway shooting incident involving Bernhard Goetz. Respondents were asked if they were regular subway riders, if they had ever been mugged, if they had heard anything about the case so far, and if they approved or disapproved of the shooter's actions and his being charged with attempted murder. They also were asked to indicate whether they agreed with several statements relating to the incident and to handguns, including the necessity for people to arm themselves for their own protection. Class IV

Universe: The population of New York City aged 18 and over.

Sampling: Households were selected by random-digit dialing.

Extent of collection: 1 data file

Card image data format

rectangular file structure
515 cases
approx. 20 variables
80-unit-long record
1 record per case

WABC-TV/*New York Daily News*

WABC-TV/*New York Daily News* subway shooting follow-up poll, March 1985

(ICPSR 8562)

Summary: This survey is a follow-up poll on the subway shooting incident involving Bernhard Goetz. Respondents were queried for their opinions on Goetz's action and his claim of self-defense, whether their attitudes differed now from when they first heard of the case, the refusal of the grand jury to indict Goetz for attempted murder, the possibility of the District Attorney's office presenting new charges to a new grand jury, the characterization of Goetz as an innocent victim, and Mayor Koch's statements regarding the news media's handling of the case. Opinions on

training New Yorkers in the use of firearms were also elicited. Class IV

Universe: The population of New York City, aged 18 and over.

Sampling: Households were selected by random-digit dialing.

Extent of collection: 1 data file

Card image data format

rectangular file structure
505 cases
approx. 18 variables
80-unit-long record
1 record per case

WCBS-TV News/The New York Times

**WCBS-TV News/New York Times
New York City and suburban poll,
November 1991**

(ICPSR 9861)

Summary: This data collection consists of responses to a general survey of residents of New York City and surrounding suburbs and exurbs regarding relevant social and political issues. Respondents were asked to assess the job performance of New York governors Cuomo, Weicker, and Florio and of New York City Mayor David Dinkins; to rate the facilities and services available in their communities; and to identify whether juvenile delinquency and burglary were big problems in their communities. They were also asked whether they would approve of more tax money being spent on public schools, whether they favored or opposed growth in their communities, and whether their communities were more racially mixed than they were five years ago. Questions directed to respondents living in suburbs involved the frequency of and reasons for visits to New York City apart from work and the overall impact of events in New York City on their daily lives. Questions for New York City residents included whether the city's economy was better, worse, or about the same as it was five years ago and whether they would want to be living in the city four years from now. Other general topics addressed in the survey included the image of New York City, crime, race relations, immigrants, alcohol and drug abuse, homelessness, AIDS, and corruption in local government. Background information on respondents includes traveling time from home to

midtown Manhattan; readership of New York City newspapers, radio station listening habits, years lived in present community, social class, political party affiliation, political orientation, religious preference, marital status, age, race, and family income. Class IV

Universe: Adults aged 18 and over in New York City and surrounding suburbs and exurbs (including New Jersey and Connecticut).

Sampling: Stratified random-digit dialing.

Note: A weight variable has been included that must be used in any analysis.

Extent of collection: 1 data file + machine-readable documentation (text)

Card image data format

rectangular file structure
3,212 cases
179 variables
80-unit-long record
3 records per case

WCBS-TV News/The New York Times

**WCBS-TV News/New York Times race
relations poll, June 1988**

(ICPSR 9106)

Summary: This data collection consists of responses to a survey regarding social issues in the New York City area. Part 1 covers a variety of topics including race relations, leadership among the Black community, treatment of individuals by courts and police, opinions of political leaders and public figures, and the ban on smoking in public places. In addition, respondents were asked a series of questions concerning the Tawana Brawley case, in which a Black teenager accused a group of white men of abducting and sexually molesting her in Dutchess County. In Part 2, respondents who had said they thought Brawley's advisers were lying about the incident were recontacted and again asked their opinions of these individuals. Part 3, asked of Dutchess County residents, replicated the Part 1 questionnaire, with the exception of several questions specific to New York City. Background information on respondents includes political party affiliation, age, income, sex, religious preference, education, and race. Class III

Universe: Adults aged 18 and over in New York City and Dutchess County.

Sampling: Stratified random-digit dialing.

Note: These files contain weight variables that must be used in any analysis.

Extent of collection: 3 data files + machine-readable documentation (text)

Card image data format

Part 1
New York City, June 21-25
rectangular file structure
676 cases
78 variables
80-unit-long record
2 records per case

Part 2
Call back, June 26
rectangular file structure
96 cases
83 variables
80-unit-long record
2 records per case

Part 3
Upstate New York, June 21-25
rectangular file structure
455 cases
71 variables
80-unit-long record
2 records per case

WCBS-TV News/*The New York Times*

WCBS-TV News/*New York Times* race relations poll, June 1990

(ICPSR 9502)

Summary: This data collection is a survey of social issues in the New York City area. Respondents were asked for their opinions on the quality of life in New York City, the job being done by Mario Cuomo as governor and David Dinkins as mayor, and the most important problem facing New York City that the mayor needed to address. Additional information was gathered from Black respondents concerning race relations. Items covered included quality of the city's economy, the mayor's handling of race relations in the city, leadership among the Black community, treatment of individuals by courts and police, neighborhood safety of individuals, criminal

victimization, media involvement in race relations, and specific incidents of racial insults. Background information on respondents includes political party affiliation, ethnicity, amount of media usage, age, income, sex, religious preference, education, and race. Class IV

Universe: Adults aged 18 and over in New York City.

Sampling: Stratified random-digit dialing.

Note: This file contains a weight variable that must be used in any analysis.

Extent of collection: 1 data file + machine-readable documentation (PDF)

Extent of processing: REFORM.DOC/ SCAN

Card image data format

rectangular file structure
1,047 cases
90 variables
80-unit-long record
2 records per case

The Washington Post

Washington Post Mayor Barry poll, January 1990

(ICPSR 9437)

Summary: This survey was conducted following the arrest of District of Columbia mayor Marion Barry on drug charges. Respondents were asked if they had read or heard anything about the arrest, if they thought Barry should resign, if federal investigators would or would not have tried harder to arrest Barry if he had been white, and if they thought Barry was or was not using drugs on the night in question. Respondents also were asked for whom they would vote if the mayoral primary were held that day, toward which candidate they were leaning, whether they would vote for Jesse Jackson if he were a candidate, and whether they would vote for Jesse Jackson or Maurice Turner if the general election were held that day. Background information on respondents includes political alignment, registered voter status, age, race, sex, and income. Class IV

Universe: Adults aged 18 and over living in households with telephones in the District.

Sampling: Households were selected by random-digit dialing. Within household, the respondent selected was the adult living in the household who last had a birthday, was at home at the time of the interview, and was a resident of the District.

Extent of collection: 1 data file

Card image data format

rectangular file structure
661 cases
34 variables
80-unit-long record
1 record per case

The Washington Post

Washington Post Mayor Barry verdict poll, August 1990

(ICPSR 9555)

Summary: This data collection focuses on issues surrounding the verdict in the trial of District of Columbia's mayor, Marion Barry. Respondents were asked if they thought Barry had received a fair trial, if the jury had done a good job, and if the federal government's investigation of Barry that led to the indictments was racially motivated. Respondents also were asked if they thought news coverage of the Barry case was generally fair, if the trial increased or decreased racial tensions in the District, if Barry should have to serve some time in jail, if Barry should run for mayor or City Council, if Barry should be retried on some of the charges that the jury could not reach a verdict on, if United States Attorney Jay Stephens should resign, and if Mayor Marion Barry should resign. Background information on respondents includes registered voter status, section of residence in the District, age, education, race, sex, and income. Class IV

Universe: Adults aged 18 and over who were residents of the District of Columbia and were living in households with telephones.

Sampling: Households were selected by random-digit dialing. Within household, the respondent selected was the adult living in the household who last had a birthday, was at home at the time of the interview, and was a resident of the District.

Note: A weight variable is included that must be used in any analysis.

Extent of collection: 1 data file + machine-readable documentation (text)

Card image data format

rectangular file structure
603 cases
37 variables
80-unit-long record
1 record per case

Zevitz, Richard, and Mary Ann Farkas

Impact assessment of sex offender notification on Wisconsin communities, 1998

(ICPSR 3015)

This study was sponsored by U.S. Dept. of Justice, National Institute of Justice. The grant number is 98-IJ-CX-0015.

Summary: In response to widespread public concern about convicted sex offenders being returned from prison, federal and state laws have been passed authorizing or requiring the notification of local communities where sex offenders would be living. The dilemma associated with community notification is balancing the public's right to be informed with the need to successfully reintegrate offenders within the community. Wisconsin was one of the 50 state jurisdictions that enacted a sex offender community notification statute. This project was an in-depth study of that state's experience from the vantage point of several groups affected by the community notification process. This data collection contains three surveys that were conducted from January 1998 through mid-September 1998: (1) a survey of 704 neighborhood residents at 22 community notification meetings throughout the state (Part 1), (2) a statewide survey of 312 police and sheriff agencies (Part 2), and (3) a statewide survey of 128 probation and parole agents and their supervisors from units with sex offender caseloads (Part 3). Variables in Part 1 include how respondents found out about the date and place of the community notification meeting, respondents' opinions of the purpose of the meeting, how clearly the purpose of meeting was stated, how the meeting went, outcomes, rating of information presented, if materials were handed out, if the materials were helpful, and respondents' level of concern after the meeting. Enforcement agency data (Part 2) include variables such as type of

agency, type of jurisdiction, population size, if the agency designated a special staff member to coordinate the sex offender registration and notification functions, if the agency had policies regarding registration of sex offenders and community notification about sex offenders, if the agency attended statewide training, who participated in the Core Notification Team, what kind of information was used to determine a sex offender's risk to the community, which agencies registered to receive notice, and if the agency planned to update or expand their notification list. Additional variables cover the number of requests for information from Neighborhood Watch Programs, what identifying information about the offender the agency released, types of communication the agency received from the public after a notification had been issued, topics discussed in the public communication to the agency, benefits of the community notification law, difficulties in carrying out the requirements of the law, and methods developed to handle the problems. Probation and parole survey (Part 3) variables focused on characteristics of the respondent's supervising area, the number of agents assigned to the respondents' unit, the number of agents designated as Sex Offender Intensive Supervision Program (SO-ISP) agents or SO-ISP back-up agents, the number of child or adult sex offenders under probation or parole, if the respondent participated in any meetings regarding the provisions of the notification law and its implementation, if the supervisor received specialized training, and areas covered in the training. Other variables include whether the notification level was decided by the Core Notification Team, difficulties the respondent had with Special Bulletin Notification (SBN) offenders assigned to his/her caseload, if the respondent's field unit utilized SO-ISP or "high risk" agent teams to manage sex offenders, which individuals worked with the respondent's team, the type of caseload the respondent supervised, the number of sex offenders on the respondent's caseload, if the respondent used a special risk assessment or classification instrument for sex offenders, other information used to determine the supervision level for a sex offender, if child sex offenders were managed differently than other sex offenders, how often a polygraph was used on sex offenders, who paid for the polygraph, who chose the treatment provider, the number of supervision contacts with high-risk, SBN, or medium-risk sex offenders per week, victim policies and procedures used, rules or policies regarding revocation, and prerevocation sanctions used. Universe: Neighborhood residents, police

and sheriff agencies, and probation and parole agents plus their supervisors in the state of Wisconsin.

Sampling: Parts 1 and 3: None. Part 2: Stratified sampling.

Extent of collection: 3 data files + machine-readable documentation (PDF) + SAS data definition statements + SPSS data definition statements

Extent of processing: MDATA.ICPSR/ UNDOCCHK.ICPSR/ CDBK.ICPSR/ DDEF.ICPSR/ SCAN/ REFORM.DATA/REFORM.DOC

Logical record length data format with SAS and SPSS data definition statements

Part 1
Community notification meeting data
rectangular file structure
704 cases
34 variables
71-unit-long record
1 record per case

Part 2
Law enforcement agency data
rectangular file structure
188 cases
196 variables
234-unit-long record
1 record per case

Part 3
Probation and parole agents data
rectangular file structure
77 cases
174 variables
191-unit-long record
1 record per case

Related publication:
Zevitz, Richard, and Mary Ann Farkas
"Sex offender community notification: Assessing the impact in Wisconsin" (Final Report). NCJ179992. Washington, DC: National Institute of Justice, 1999.

SEE ALSO...

The following data collections contain information related to topics covered in this chapter. For full descriptions of these studies, consult the chapters indicated.

Centro de Investigaciones Sobre la Realidad Social (CIRES). **Center for research on**

social reality [Spain] survey, December 1993: Attitudes and behavior regarding alcohol, tobacco, and drugs (ICPSR 6303)
See XI. Drugs, alcohol, and crime

Kenney, Dennis Jay. **Fear of crime and the Guardian Angels: Attitudes of New York City subway riders, 1984 (ICPSR 8531)**
See II. Community studies

Reiss, Albert J., Jr. **Attitudes and perceptions of police officers in Boston, Chicago, and Washington, DC, 1966 (ICPSR 9087)** See IX. Police

Reiss, Albert J., Jr. **Survey of victimization and attitudes towards crime and law enforcement in Boston and Chicago, 1966 (ICPSR 9085)** See IX. Police

II. Community studies

American Institutes for Research

National evaluation of the community anti-crime program, 1979-1981

(ICPSR 8704)

(included on CD-ROM CD0024)

Summary: The survey was designed to explore the thesis that effective prevention and control of crime requires a community-wide effort that involves law enforcement agencies, other elements of government, and the citizens in a coordinated attack on problems of crime. The data include information on program start-up, implementation, and the community itself, as well as information on the specific activities undertaken by the programs.

Universe: All community anti-crime programs in the United States.

Note: (1) This survey is part of the Community Anti-Crime (CAC) and Comprehensive Crime Prevention (CCP) projects developed by the Office of Community Anti-Crime as part of the Law Enforcement Assistance Administration. (2) Variables are not numbered consecutively.

Extent of collection: 4 data files + machine-readable documentation (PDF) + SAS data definition statements + SPSS data definition statements + data collection instruments (PDF)

Extent of processing: CDBK.ICPSR/ SCAN/ DDEF.ICPSR/ MDATA.PR/ REFORM.DATA/ REFORM.DOC/ UNDOCCHK.ICPSR

Logical record length data format with SAS and SPSS data definition statements

Part 1

Global

rectangular file structure

128 cases

223 variables

358-unit-long record

1 record per case

Part 2

Acts 1

rectangular file structure

128 cases

168 variables

183-unit-long record

1 record per case

Part 3

Acts 2

rectangular file structure

126 cases

242 variables

244-unit-long record

1 record per case

Part 4

Sites

rectangular file structure

36 cases

237 variables

261-unit-long record

1 record per case

Brown, Barbara B., and Douglas D. Perkins

Neighborhood revitalization and disorder in Salt Lake City, Utah, 1993-2000

(ICPSR 3261)

This study was sponsored by U.S. Dept. of Justice, National Institute of Justice. The grant number is 98-IJ-CX-0022.

Summary: This project examined physical incivilities (disorder), social strengths and vulnerabilities, and police reports in a declining first-ring suburb of Salt Lake City. Physical and social conditions were assessed on residential face blocks surrounding a new subdivision that was built as a revitalization effort. Data were collected before and after the completion of the new subdivision to assess the effects of the subdivision and of more proximal social and physical conditions on residents' blocks in order to understand im-

portant revitalization outcomes of crime, fear, and housing satisfaction and conditions. The study also highlighted place attachment of residents as a psychological strength that deserved greater attention. The research site consisted of a neighborhood located on the near west side of Salt Lake City that had been experiencing gradual decline. The neighborhood surrounded a new 84-unit single family detached housing subdivision, which was built in 1995 with money from a HUD demonstration grant. The study began in 1993 with a systematic observational assessment of crime and fear-related physical features on 59 blocks of the older neighborhood surrounding the planned housing site and 8 sampled addresses on each block, followed by interviews with surrounding block residents during 1994–1995, interviews with residents in the newly built housing in 1997, and interviews and physical condition assessments on the surrounding blocks in 1998–1999. Police crime report and city building permit data for the periods during and immediately following both waves of data collection were obtained and matched to sample addresses. Variables in Parts 1 and 2, *Environmental and Survey Data for Older Subdivision*, focus on distance of respondent's home to the subdivision, psychological proximity to the subdivision, if new housing was in the respondent's neighborhood, non-residential properties on the block, physical incivilities, self-reported past victimization, fear of crime, place attachment, collective efficacy (neighboring, participation, social control, sense of community), rating of neighborhood qualities, whether block neighbors had improved property, community confidence, perceived block crime problems, observed conditions, self-reported home repairs and improvements, building permits, and home satisfaction. Demographic variables for Parts 1 and 2 include income, home ownership, ethnicity, religion, gender, age, marital status, if the resident lived in a house, household size, number of children in the household, and length of residence. Variables in Part 3, *Environmental and Survey Data for Intervention Site*, include neighborhood qualities and convenience, whether the respondent's children would attend a local school, and variables similar to those in Parts 1 and 2. Demographic variables in Part 3 specify the year the respondent moved in, number of children in the household, race and ethnicity, marital status, religion, sex, and income in 1996.

Universe: Households in two adjacent neighborhoods located on the near west side of Salt Lake City, Utah.

Sampling: Parts 1 and 2: Random sampling. Part 3: Not applicable.

Restrictions: The data are restricted from general dissemination. Users interested in obtaining these data should follow the procedures for obtaining restricted-access data collections described in the preface to this catalog.

Extent of collection: 3 data files + machine-readable documentation (PDF) + SAS data definition statements + SPSS data definition statements

Extent of processing: MDATA.PR/ MDATA.ICPSR/ CDBK.ICPSR/ DDEF.ICPSR/ REFORM.DATA/ REFORM.DOC

Logical record length data format with SAS and SPSS data definition statements

**Part 1
Environmental and survey data for older subdivision**

rectangular file structure
941 cases
968 variables
4,201-unit-long record
1 record per case

**Part 2
Environmental and survey data for older subdivision, stacked file**

rectangular file structure
1,415 cases
166 variables
689-unit-long record
1 record per case

**Part 3
Environmental and survey data for intervention site**

rectangular file structure
82 cases
263 variables
1,256-unit-long record
1 record per case

Related publications:

Brown, Barbara B., and Douglas D. Perkins. "Neighborhood revitalization and disorder: An intervention Evaluation" (Final Report). Washington, DC: National Institute of Justice, 2001.

Brown, Barbara B., and Douglas D. Perkins. "Neighborhood revitalization and disorder: An intervention evaluation" (Executive Summary). Washington, DC: National Institute of Justice, 2001.

Perkins, Douglas D., Barbara B. Brown, and Ralph B. Taylor.

"The ecology of empowerment: predicting participation in community organizations." *Journal of Social Issues* 52 (Spring 1996), 85-110.

Earls, Felton

Project on human development in Chicago neighborhoods: Community survey, 1994-1995

(ICPSR 2766)

This study was sponsored by the U.S. Dept. of Justice, National Institute of Justice, and John D. and Catherine T. MacArthur Foundation. The grant number is 93-IJ-CX-K005.

Summary: The Project on Human Development in Chicago Neighborhoods is an interdisciplinary study aimed at deepening society's understanding of the causes and pathways of juvenile delinquency, adult crime, substance abuse, and violence. In particular, it is a study of children's social and psychological development from birth to young adulthood in urban neighborhoods. This collection contains data from a cross-sectional survey of Chicago residents in 1994 and is the first product of an eight-year project. The survey gathered information from adult residents of Chicago on their perceptions of the neighborhoods in which they live. The survey questionnaire was a multidimensional assessment of the structural conditions and organization of the neighborhoods. Data collection consisted of a household interview of residents aged 18 and older to assess key neighborhood dimensions, including the dynamic structure of the local community, organizational and political structure, cultural values, informal social control, formal social control, and social cohesion. Variables include measures of the best and worst aspects of living in Chicago, how long residents had lived in a particular neighborhood, characteristics of their neighborhood, including types of social service agencies available, and if they would consider moving to a different neighborhood and why. Other

community variables measure the relationships among neighbors, including how many neighbors a respondent would recognize, how often neighbors socialized, and how often neighbors participated in other activities together. Variables that capture neighborhood social order include respondents' perceptions of neighborhood problems such as litter, graffiti, drinking, drugs, and excessive use of force by police. Respondents were also asked about their normative beliefs regarding violence, money, and various children's behaviors. Victimization variables cover how often the respondent was the victim of a fight with a weapon, a violent argument, a gang fight, sexual assault, robbery, theft, or vandalism. Other variables measure fear of crime and attitudes toward the police. Demographic variables include age, gender, education, living arrangement, national origin, and employment status.

Universe: All adult residents of Chicago in 1994.

Sampling: Stratified random sampling.

Note: More information about the overall Project on Human Development in Chicago Neighborhoods can be found at <http://phdcn.harvard.edu>.

Restrictions: The principal investigator has requested that all data in this collection be restricted and made available only by special arrangement with the staff of the National Archive of Criminal Justice Data (NACJD) at ICPSR. Users interested in obtaining these data should follow the procedures for obtaining restricted-access data collections described in the preface to this catalog.

Extent of collection: 1 data file + machine-readable documentation (PDF) + SAS data definition statements + SPSS data definition statements

Extent of processing: CDBK.ICPSR/ MDATA.PR/ REFORM.DOC/ REFORM.DATA/ DDEF.ICPSR/ SCAN/ UNDOCCHK.ICPSR

Logical record length data format with SAS and SPSS data definition statements

rectangular file structure
8,782 cases
238 variables
736-unit-long record
1 record per case

Related publications:

- Earls, Felton J., and Christy A. Visser
"Project on human development in Chicago neighborhoods: A research update" (Research in Brief). Washington, DC: National Institute of Justice, 1997.
- Sampson, Robert J., Stephen W. Raudenbush, and Felton Earls
"Neighborhoods and violent crime: a multilevel study of collective efficacy." *Science* 277 (1997), 918-924.
- Sampson, Robert J., Jeffrey Morenoff, and Felton Earls
"Beyond social capital: Spatial dynamics of collective efficacy for children." *American Sociological Review* 64 (1999), 633-660.

Fowler, Floyd J.

Residential neighborhood crime control project: Hartford, Connecticut, 1973, 1975-1977, 1979

(ICPSR 7682)

This study was sponsored by the U.S. Dept. of Justice, National Institute of Justice. The grant numbers are 73-NI-99-0044, 75-NI-95-0026 and 79-NI-AX-0026.

Summary: The Hartford project, funded through the Hartford Institute of Criminal and Social Justice, began in 1973. The program was designed to reduce the rates of burglary and robbery or purse-snatching and the fear of those crimes. These victimization surveys provide a consistent measure of the rate at which such crimes occur over time. The surveys also provide critical measures of people's fears and concerns about crime. The project's most distinctive feature was its integrated approach. Physical design changes were planned, carried out, and coordinated with appropriate citizen and police efforts in a unique three-pronged program. As part of its extensive evaluation, the center collected resident survey data on four occasions over a five-year period: 1973, 1975, 1976, 1977, and 1979. One-half of the interviews were conducted by telephone and one-half in person. In each survey, except 1979, respondents reported on experiences during the preceding 12-month period; in 1979 the time reference was the past two years. The survey questions are very similar from year to year, with 1973 being the most unique. Each year there are sections with questions on victimization, fear, perceived risk of being victims of

the target crimes, perceptions of and attitudes toward police, neighborhood problems and neighbors and household and respondent characteristics. There are five files. The 1973 file contains 891 cases and approximately 300 variables. There are 556 cases and approximately 175 variables in the 1975 survey. The 1976 file contains 249 variables for 146 cases. This 1976 survey is not an independent sample as it was based on some of the same households interviewed in 1975. The 1977 file contains 358 variables for 885 cases, and the 1979 file contains 320 variables for 623 cases. Class II

Greenberg, Stephanie

Characteristics of high and low crime neighborhoods in Atlanta, 1980

(ICPSR 7951)

(included on CD-ROM CD0024)

This study was sponsored by the U.S. Dept. of Justice, National Institute of Justice. The grant number is 79-NI-AX-0080.

Summary: This study examines the question of how some urban neighborhoods maintain a low crime rate despite their proximity and similarity to relatively high crime areas. The purpose of the study is to investigate differences in various dimensions of the concept of territoriality (spatial identity, local ties, social cohesion, informal social control) and physical characteristics (land use, housing, street type, boundary characteristics) in three pairs of neighborhoods in Atlanta, Georgia. The study neighborhoods were selected by locating pairs of adjacent neighborhoods with distinctly different crime levels. The criteria for selection, other than the difference in crime rates and physical adjacency, were comparable racial composition and comparable economic status. This data collection is divided into two files. Part 1, Atlanta Plan File, contains information on every parcel of land within the six neighborhoods in the study. The variables include ownership, type of land use, physical characteristics, characteristics of structures, and assessed value of each parcel of land within the six neighborhoods. This file was used in the data analysis to measure a number of physical characteristics of parcels and blocks in the study neighborhoods, and as the sampling frame for the household survey. The original data were collected by the City of Atlanta Planning Bureau. Part 2, Atlanta Survey File, contains the results of a household survey administered to a strati-

fied random sample of households within each of the study neighborhoods. Variables include respondents' attitudes and behavior related to the neighborhood, fear of crime, avoidance and protective measures, and victimization experiences. Crime rates, land use, and housing characteristics of the block in which the respondent resided were coded onto each case record.

Universe: Three pairs of adjacent neighborhoods in Atlanta, Georgia.

Sampling: Stratified random sample of Atlanta households.

Extent of collection: 2 data files + machine-readable documentation (text) + OSIRIS dictionary + SAS data definition statements + SPSS data definition statements + data collection instrument

Extent of processing: DDEF.ICPSR/MDATA.PR

Logical record length data format with SAS and SPSS data definition statements

Part 1

Atlanta plan file

rectangular file structure

9,121 cases

40 variables

105-unit-long record

1 record per case

Part 2

Atlanta survey file

rectangular file structure

523 cases

683 variables

944-unit-long record

1 record per case

Hakim, Simon

Impact of casino gambling on crime in the Atlantic City region, 1970-1984

(ICPSR 9237)

This study was sponsored by the U.S. Dept. of Justice, National Institute of Justice. The grant number is 85-IJ-CX-P394.

Summary: The aim of this data collection was to gauge the impact of legalized casino gambling on the level and spatial distribution of crime in the Atlantic City region by comparing

crime rates before and after the introduction of this type of gambling in the area. Data for the years 1972 through 1984 were collected from various New Jersey state publications for 64 localities and include information on population size and density; population characteristics of race, age, per capita income, education, and home ownership; real estate values; number of police employees and police expenditures; total city expenditure; and number of burglaries, larcenies, robberies, and vehicle thefts. Spatial variables include population attributes standardized by land area in square miles, and measures of accessibility, location, and distance from Atlantic City. For the 1970/1980 data file, additional variables pertaining to population characteristics were created from census data to match economic and crime attributes found in the 1972-1984 data. Data on eight additional locations are available in the 1970/1980 file. Class IV

Universe: Cities and towns in Atlantic County, Cape May County, and Ocean County in New Jersey.

Sampling: All cities and towns in Atlantic, Cape May, and Ocean counties in New Jersey for which 1970 and 1980 census data were available (72 localities).

Extent of collection: 2 data files + machine-readable documentation (PDF)

Logical record length data format

Part 1

1972-1984 file

rectangular file structure

832 cases

20 variables

188-unit-long record

1 record per case

Part 2

1970/1980 file

rectangular file structure

144 cases

25 variables

208-unit-long record

1 record per case

Related publication:

Hakim, S.

"The impact of casino gambling on crime in Atlantic City and its region" (Unpublished Final Report). Washington, DC: National Institute of Justice, 1985.

Harrell, Adele V., Shannon Cavanagh, and Sanjeev Sridharan

Evaluation of the children at risk program in Austin, Texas, Bridgeport, Connecticut, Memphis, Tennessee, Savannah, Georgia, and Seattle, Washington, 1993-1997

(ICPSR 2686)

This study was sponsored by the U.S. Dept. of Justice, National Institute of Justice; Columbia University, National Center on Addiction and Substance Abuse (CASA); and the U.S. Dept. of Health and Human Services, National Institute on Drug Abuse. The grant numbers are 92-DD-CX-0031 (NIJ) and #R01-DA-08583-01-A2 (NIDA).

Summary: The Children at Risk (CAR) Program was a comprehensive, neighborhood-based strategy for preventing drug use, delinquency, and other problem behaviors among high-risk youth living in severely distressed neighborhoods. The goal of this research project was to evaluate the long-term impact of the CAR program using experimental and quasi-experimental group comparisons. Experimental comparisons of the treatment and control groups selected within target neighborhoods examined the impact of CAR services on individual youths and their families. These services included intensive case management, family services, mentoring, and incentives. Quasi-experimental comparisons were needed in each city because control group youths in the CAR sites were exposed to the effects of neighborhood interventions, such as enhanced community policing and enforcement activities and some expanded court services, and may have taken part in some of the recreational activities after school. CAR programs in five cities — Austin, TX; Bridgeport, CT; Memphis, TN; Seattle, WA; and Savannah, GA — took part in this evaluation. In the CAR target areas, juveniles were identified by case managers who contacted schools and the courts to identify youths known to be at risk. Random assignment to the treatment or control group was made at the level of the family so that siblings would be assigned to the same group. A quasi-experimental group of juveniles who met the CAR eligibility risk requirements, but lived in other severely distressed neighborhoods, was selected during the second year of the evaluation in cities that continued intake of new CAR participants into the second year. In these comparison neighborhoods, youths eligible for the quasi-experimental sample were identified either by CAR staff,

cooperating agencies, or staff of the middle schools they attended. Baseline interviews with youths and caretakers were conducted between January 1993 and May 1994, during the month following recruitment. The end-of-program interviews were conducted approximately two years later, between December 1994 and May 1996. The follow-up interviews with youth were conducted one year after the end of the program period, between December 1995 and May 1997. Once each year, records were collected from the police and courts in each city on officially recorded contacts. Records were collected from the schools on grades, promotion, and percentage of scheduled days attended. Part 1 provides demographic data on each youth, including age at intake, gender, ethnicity, relationship of caretaker to youth, and youth's risk factors for poor school performance, poor school behavior, family problems, or personal problems. Additional variables provide information on household size, number and type of children in the household, number and type of adults in the household. Part 2 provides data from all three youth interviews (baseline, end-of-program, and follow-up). Questions were asked about the youth's attitudes toward school and amount of homework; participation in various activities (school activities, team sports, clubs or groups, other organized activities, religious services, odd jobs or household chores); curfews and bedtimes; who assisted the youth with various tasks; attitudes about the future; seriousness of various problems the youth might have had over the past year and who he or she turned to for help; number of times the youth's household had moved; how long the youth had lived with the caretaker; various criminal activities in the neighborhood and the youth's concern of victimization; opinions on various statements about the police; occasions of skipping school and why; if the youth thought he or she would be promoted to the next grade, would graduate from high school, or would go to college; knowledge of children engaging in various problem activities and if the youth was pressured to join them; and experiences with and attitudes toward consumption of cigarettes, alcohol, and various drugs. Three sections of the questionnaires were completed by the youths. Section A asked questions about the youth's attitudes toward various statements about self, life, the home environment, rules, and norms. Section B asked questions about the number of times that various crimes had been committed against the youth, sexual activity, number of times he or she ran away from home, number of times the youth had

committed various criminal acts, and what weapons he or she had carried. Items in Section C asked about the youth's alcohol and drug use, and participation in drug sales. Part 3 provides data from both caretaker interviews (baseline and end-of-program). Questions elicited the caretaker's assessments of the presence of various positive and negative neighborhood characteristics; safety of the child in the neighborhood; attitudes toward and interactions with the police; if the caretaker had been arrested, had been on probation, or in jail; whether various crimes had been committed against the caretaker or others in the household in the past year; activities that their youth currently participated in; curfews set by the caretaker; if the caretaker had visited the school for various reasons; school performance or problems by the youth and the youth's siblings; amount of the caretaker's involvement with activities, clubs, and groups; the caretaker's financial, medical, or personal problems and assistance received in the past year; if he or she was not able to obtain help and why not; and information on the caretaker's education, employment, income, and income sources; and where he or she sought medical treatment for themselves and the youth. Two sections of the data collection instruments were completed by the caretaker. Section A questions asked about the youth's personal problems or problems with others and the youth's friends. Additional questions focused on the family's interactions, rules, and norms. Section B items asked about the caretaker's alcohol and drug use and the alcohol and drug use and criminal justice involvement by others in the household older than the youth. Part 4 consists of data from schools, police, and courts. School data include the youth's grades, grade-point average (GPA), absentee rate, reasons for absences, and whether the youth was promoted each school year. Data from police records include police contacts, detentions, violent offenses, drug-related offenses, and arrests prior to recruitment in the car program and in years 1-4 after recruitment, court contacts and charges prior to recruitment and in years 1-4 after recruitment, and how the charges were disposed.

Universe: All CAR participants in the selected cities in the school years 1992-1993 and 1993-1994.

Sampling: Cities were selected to achieve regional and ethnic diversity and to represent cities with strong plans for implementing the

CAR model. CAR target neighborhoods were those served by the CAR program in that city. Quasi-experimental comparison neighborhoods were selected based on census tract information and then two adjacent highly distressed tracts (but not the two worst tracts) were selected. Youths were selected based on CAR eligibility criteria.

Note: Per the researchers' agreement with each site, the data in this collection do not identify the individual sites.

Extent of collection: 4 data files + machine-readable documentation (PDF) + SAS data definition statements + SPSS data definition statements

Extent of processing: MDATA.PR/REFORM.DATA/REFORM.DOC/SCAN/MDATA.ICPSR/CDBK.ICPSR/DDEF.ICPSR/UNDOCCHK.ICPSR

Logical record length data format with SAS and SPSS data definition statements

Part 1

Demographic and household data

rectangular file structure

874 cases

25 variables

38-unit-long record

1 record per case

Part 2

Baseline, end-of-program, and follow-up youth interview data

rectangular file structure

867 cases

1,491 variables

1,947-unit-long record

1 record per case

Part 3

Baseline and end-of-program caretaker interview data

rectangular file structure

865 cases

819 variables

1,117-unit-long record

1 record per case

Part 4

Official records data

rectangular file structure

874 cases

110 variables

227-unit-long record

1 record per case

Related publications:

Harrell, Adele V., Shannon Cavanagh, and Sanjeev Sridharan.

"Impact of the children at risk program, comprehensive final report II" (Final Report). Washington, DC: National Institute of Justice, May 1998.

Harrell, Adele, Shannon E. Cavanagh, Michele A. Harmon, Christopher S. Koper, and Sanjeev Sridharan.

"Impact of the children at risk program, Volumes I and II" (Final Report). Washington, DC: National Institute of Justice, March 1997.

Harrell, Adele, Shannon Cavanagh, and Sanjeev Sridharan.

"Evaluation of the children at risk program: Results one year after the end of the program" (Research in Brief). Washington, DC: National Institute of Justice, November 1999.

Hemenway, David, and Deborah Azrael

Survey of gun owners in the United States, 1996

(ICPSR 2750)

This study was sponsored by the U.S. Dept. of Justice, National Institute of Justice. The grant number is 95-IJ-CX-0094.

Summary: This study was undertaken to obtain information on the characteristics of gun ownership, gun-carrying practices, and weapons-related incidents in the United States — specifically, gun use and other weapons used in self-defense against humans and animals. Data were gathered using a national random-digit-dial telephone survey. The respondents were comprised of 1,905 randomly-selected adults aged 18 and older living in the 50 United States. All interviews were completed between May 28 and July 2, 1996. The sample was designed to be a representative sample of households, not of individuals, so researchers did not interview more than one adult from each household. To start the interview, six qualifying questions were asked, dealing with (1) gun ownership, (2) gun-carrying practices, (3) gun display against the respondent, (4) gun use in self-defense against animals, (5) gun use in self-defense against people, and (6) other weapons used in self-defense. A "yes" response to a qualifying question led to a series of additional questions on the same topic as the qualifying question. Part 1,

Survey Data, contains the coded data obtained during the interviews, and Part 2, Open-Ended-Verbatim Responses, consists of the answers to open-ended questions provided by the respondents. Information collected for Part 1 covers how many firearms were owned by household members; types of firearms owned (handguns, revolvers, pistols, fully automatic weapons, and assault weapons); whether the respondent personally owned a gun; reasons for owning a gun; type of gun carried; whether the gun was ever kept loaded, kept concealed, used for personal protection, or used for work; and whether the respondent had a permit to carry the gun. Additional questions focused on incidents in which a gun was displayed in a hostile manner against the respondent, including the number of times such an incident took place; the location of the event in which the gun was displayed against the respondent; whether the police were contacted; whether the individual displaying the gun was known to the respondent; whether the incident was a burglary, robbery, or other planned assault; and the number of shots fired during the incident. Variables concerning gun use by the respondent in self-defense against an animal include the number of times the respondent used a gun in this manner and whether the respondent was hunting at the time of the incident. Other variables in Part 1 deal with gun use in self-defense against people, such as the location of the event, if the other individual knew the respondent had a gun, the type of gun used, any injuries to the respondent or to the individual that required medical attention or hospitalization, whether the incident was reported to the police, whether there were any arrests, whether other weapons were used in self-defense, the type of other weapon used, location of the incident in which the other weapon was used, and whether the respondent was working as a police officer or security guard or was in the military at the time of the event. Demographic variables in Part 1 include the gender, race, age, household income, and type of community (city, suburb, or rural) in which the respondent lived. Open-ended questions asked during the interview comprise the variables in Part 2. Responses include descriptions of where the respondent was when he or she displayed a gun (in self-defense or otherwise), specific reasons why the respondent displayed a gun, how the other individual reacted when the respondent displayed the gun, how the individual knew the respondent had a gun, whether the police were contacted for specific self-defense events, and if not, why not.

Universe: All households in the United States.

Sampling: Stratified random sampling.

Note: Part 2 is an ASCII text file consisting of verbatim responses to open-ended survey questions.

Extent of collection: 2 data files + machine-readable documentation (PDF) + SAS data definition statements + SPSS data definition statements

Extent of processing: MDATA.PR/ MDATA.ICPSR/ UNDOCCHK.ICPSR/ CDBK.ICPSR/ DDEF.ICPSR/ SCAN/ REFORM.DOC/ REFORM.DATA

Logical record length data format with SAS and SPSS data definition statements

Part 1

Survey data

rectangular file structure
1,905 cases
131 variables
147-unit-long record
1 record per case

Part 2

Open-ended verbatim responses

577-unit-long record

Related publication:

Hemenway, David, and Deborah Azrael.

"Gun use in the United States: Results of a national survey" (Final Report). Washington, DC: National Institute of Justice, 1997.

Huff, David L., and James E. Jarrett

Crime-induced business relocations in the Austin [Texas] metropolitan area, 1995-1996

(ICPSR 3078)

This study was sponsored by U.S. Dept. of Justice, National Institute of Justice. The grant number is 94-IJ-CX-0035.

Summary: There were three key objectives to this study: (1) to determine the relative importance of crime-related as well as business-related factors in business relocation decisions, including business ownership, type of business, and business size, (2) to ascertain how businesses respond to crime and fear of crime, such as by moving, adding more secu-

urity, requesting police protection, or cooperating with other businesses, and (3) to identify the types of crime prevention measures and assistance that businesses currently need and to assess the roles of business associations and police departments in providing enhanced crime prevention assistance. From November 1995 through February 1996 a mail survey was distributed to a sample of three different groups of businesses in Austin's 14 highest crime ZIP codes. The groups consisted of: (1) businesses that remained within the same ZIP code between 1990 and 1993, (2) new firms that either moved into a high-crime ZIP code area between 1990 and 1993 or were created in a high-crime ZIP code between 1990 and 1993, and (3) businesses that relocated from high-crime ZIP code areas to other locations in Austin's metropolitan area or elsewhere in Texas. Variables include type of business, ownership of business, number of employees, reasons for moving or staying in neighborhood, types of crime that affected business, owner's response to business crime, customer safety, and the role of business associations and the police in preventing crime.

Universe: All businesses in the Austin, Texas, Metropolitan Statistical Area.

Sampling: Random sampling.

Extent of collection: 3 data files + machine-readable documentation (PDF) + SAS data definition statements + SPSS data definition statements

Extent of processing: MDATA.PR/ MDATA.ICPSR/ UNDOCCHK.ICPSR/ CDBK.ICPSR/ DDEF.ICPSR/ SCAN/ REFORM.DATA/ REFORM.DOC

Logical record length data format with SAS and SPSS data definition statements

Part 1

Business movers data

rectangular file structure
96 cases
78 variables
497-unit-long record
1 record per case

Part 2

New businesses data

rectangular file structure
65 cases
83 variables
529-unit-long record
1 record per case

Part 3

Business stayers data

rectangular file structure
162 cases
85 variables
605-unit-long record
1 record per case

Related publication:

Huff, David L., and James E. Jarrett
"Crime induced business relocations and prevention programs" (Final Report).
Washington, DC: National Institute of Justice.

Jackson, James S., and Gerald Gurin

**National survey of Black Americans,
1979-1980**

(ICPSR 8512)

Summary: The purpose of this data collection is to provide an appropriate theoretical and empirical approach to concepts, measures, and methods in the study of Black Americans. The questionnaire was developed over two years, with input from social scientists, students, and a national advisory panel of Black scholars. The final instrument encompasses several broad areas related to Black American life. The study explores neighborhood-community integration, services, crime and community contact, the role of religion and the church, physical and mental health, and self-esteem. It also examines employment, the effects of chronic unemployment, the effects of race on the job, and interaction with family and friends. In addition, the survey provides information on racial attitudes, race identity, group stereotypes, and race ideology. Demographic variables include education, income, occupation, and political behavior and affiliation.

Universe: Black United States citizens 18 years of age or older.

Sampling: National multistage probability sample. The sample is self-weighting. Every Black American household in the continental United States had an equal probability of being selected.

Note: (1) Users should note that data for the "state and county" codes (Variables 1405, 1407, and 1410) were entered in COUNTY/STATE order and not STATE/COUNTY order. This is the reverse of how Note 3 describes

the interpretation of these variables. (2) The age distribution for the 2,107 persons interviewed was ages 17-54 (N = 1,526), 55-64 (N = 239), 65-74 (N = 230), 75-84 (N = 100), and 85+ (N = 12). (3) The data in this collection are superseded by the Wave 1 data in **National survey of Black Americans, Waves 1-4, 1979-1980, 1987-1988, 1988-1989, 1992** (ICPSR 6668).

Extent of collection: 1 data file + machine-readable documentation (text) + SAS data definition statements + SPSS definition statements

Extent of processing: CONCHK.ICPSR/
MDATA.ICPSR/ FREQ.ICPSR/ RECODE/
UNDOCCHK.ICPSR

Logical length data format with SAS and SPSS data definition statements

rectangular file structure
2,107 cases
1,451 variables
220-unit-long record
1 record per case

Related publications:

Jackson, J.S., M.B. Tucker, and P.J. Bowman
"Conceptual and methodological issues in survey research on Black Americans." In W.T. Lui (ed.), *Methodological problems in minority research*. Chicago, IL: Pacific/Asian American Mental Health Center, 1982.

Jackson, J.S., and S.J. Hatchett
"Intergenerational research: Methodological considerations." In N. Datan, A.L. Greene, and H.W. Reese (eds.), *Intergenerational relations*. Hillsdale, NJ: Erlbaum Associates, Inc., n.d.

Jackson, James S., and Harold W. Neighbors

**National survey of Black Americans,
Waves 1-4, 1979-1980, 1987-1988,
1988-1989, 1992**

(ICPSR 6668)

(included on CD-ROM CD0016)

Summary: The purpose of this data collection was to provide an appropriate theoretical and empirical approach to concepts, measures, and methods in the study of Black Americans. Developed with input from social scientists, students, and a national advisory panel

of Black scholars, the survey investigates neighborhood-community integration, services, crime and community contact, the role of religion and the church, physical and mental health, self-esteem, life satisfaction, employment, the effects of chronic unemployment, the effects of race on the job, interaction with family and friends, racial attitudes, race identity, group stereotypes, and race ideology. Demographic variables include education, marital status; income, employment status, occupation, and political behavior and affiliation.

Universe: Black United States citizens 18 years of age or older.

Sampling: National multistage probability sample. The sample is self-weighting. Every Black American household in the continental United States had an equal probability of being selected. Wave 1 was administered to 2,107 respondents, Wave 2 to 951 respondents (including 935 from Wave 1), Wave 3 to 793 respondents (including 779 from Wave 2), and Wave 4 to 659 respondents (including 1 from Wave 1, 28 from Wave 2, and 623 from Wave 3).

Note: (1) Data for Wave 1 of this study supersede the data released in **National survey of Black Americans, 1979-1980** (ICPSR 8512). (2) Users should note that data for the "state and county" codes (Variables 1405, 1407, and 1410) were entered in COUNTY/STATE order and not STATE/COUNTY order, i.e., the first three digits are the county code and the last two digits are the state code. This is the reverse of how Note 3 of the codebook describes the interpretation of these variables. (3) Variables for Wave 2 begin at V3001, Wave 3 begins at V4001, and Wave 4 begins at V5001.

Extent of collection: 1 data file + machine-readable documentation (PDF) + SAS data definition statements + SPSS data definition statements + data collection instruments (PDF)

Extent of processing: CONCHK.ICPSR/
MDATA.ICPSR/ UNDOCHK.ICPSR/ DDEF.ICPSR/
REFORM.DOC

Logical record length data format with SAS and SPSS data definition statements

rectangular file structure
2,125 cases
2,798 variables
4,298-unit-long record
1 record per case

Related publications:

Jackson, J.S., L.M. Chatters, and R.J. Taylor
Aging in Black America. Newbury Park, CA: Sage Publications, 1993.

Neighbors, H.W., and J.S. Jackson
Mental health in Black America. Newbury Park, CA: Sage Publications, 1996.

Jackson, J.S., T.B. Brown, D.R. Williams, M.E. Torres, S.L. Sellers, and K.B. Brown
"Racism and the physical and mental health status of African Americans: A 13-year national panel study." *Ethnicity & Disease* 6, 1/2 (1996), 132-147.

Kellerman, Arthur L., Frederick P. Rivara, Norman B. Rushforth, and Bela B. Hackman

Home safety project, 1987-1992:
[Shelby County, Tennessee, King County, Washington, Cuyahoga County, Ohio]

(ICPSR 6898)

Summary: The Home Safety Project was a population-based case control study of homicide in the home with control households matched to cases by victim age range, race, gender, and neighborhood (a proxy for socioeconomic status). The study was conducted in the following locations: Shelby County, Tennessee (August 23, 1987-August 23, 1992), King County, Washington (August 23, 1987-August 23, 1992), and Cuyahoga County, Ohio (January 1, 1990-August 23, 1992). The purpose of the data collection was to study risk and protective factors for homicide in the home and to identify individual and household factors associated with homicide (both behavioral and environmental). Respondents were asked a series of questions related to alcohol consumption, such as whether drinking ever created problems between household members, whether any household members had had trouble at work because of drinking, whether any physical fights or other violence had occurred in the home or outside the home due to drinking, and whether any injuries or hospital stays had resulted from drinking/fighting episodes. Additional queries covered whether any adult in the household had ever been arrested for any reason, whether anyone in the household used illicit drugs, and, if so, which ones. Questions on home safety features included whether the home had a burglar alarm, bars on the windows, exterior door deadbolt, security door, dogs, and any re-

stricted access to the residence. Items on gun ownership covered whether there were any guns in the home and, if so, what type. Information also was elicited on the homicide that had taken place in the home, including whether the suspect was intimate with the victim, whether there was evidence of forced entry or entry without consent, whether the victim attempted to resist, and the respondent's assumption of the method of death as well as the medical examiner's determination. Demographic information includes victims' age, sex, and race, and respondents' age and sex. The unit of analysis is individual cases of homicide.

Universe: All homicides in homes that involved residents of the three study counties (Shelby County, Tennessee, King County, Washington, and Cuyahoga County, Ohio) during the study interval. Any death that was ruled a homicide was included, regardless of method. Assaults were included if the victim died within three months due to injury.

Note: All individual identifiers were removed by the principal investigators to protect confidentiality.

Extent of collection: 2 data files + machine-readable documentation (PDF) + SAS data definition statements + SPSS data definition statements

Extent of processing: SCAN/ REFORM.DOC/
UNDOCCHK.ICPSR/ DDEF.ICPSR

Logical record length data format with SAS and SPSS data definition statements

Part 1

Homicide data

rectangular file structure

776 cases

39 variables

42-unit-long record

1 record per case

Part 2

Reduced homicide data

rectangular file structure

420 cases

15 variables

24-unit-long record

1 record per case

Related publication:

Kellerman, Arthur L., et al.

"Gun ownership as a risk factor for homicide in the home." *New England Journal of Medicine* 329 (1993), 1084-1091.

Kenney, Dennis Jay

Fear of crime and the Guardian Angels: Attitudes of New York City subway riders, 1984

(ICPSR 8531)

Summary: These data focus on the potential effectiveness of the Guardian Angels in their attempts to combat fear and crime on the New York City subways. Respondents were asked about their perceived fear of crime while riding the subways, the likelihood of their becoming victims of crimes, their opinions about the crime problem on the subways, and their knowledge and observations of the Guardian Angels. Class IV

Universe: New York City subway riders.

Extent of collection: 2 data files + SPSS data definition statements

Card image data format with SPSS data definition statements

Part 1

Interviews

rectangular file structure

2,696 cases

49 variables

80-unit-long record

1 record per case

Part 2

Refusals

rectangular file structure

776 cases

16 variables

80-unit-long record

1 record per case

Related publication:

Kenney, Dennis Jay

Crime, fear, and the New York City subways: The role of citizen action. New York, NY: Praeger Publishers, 1987.

Kobrin, Solomon, and Leo A. Schuerman

Interaction between neighborhood change and criminal activity, 1950-1976: Los Angeles County

(ICPSR 9056)

(Included on CD-ROM CD0024)

This study was sponsored by the U.S. Dept. of Justice, National Institute of Justice. The grant number is 78-NI-AX-0127.

Summary: This study was conducted in 1979 at the Social Science Research Institute, University of Southern California, and explores the relationship between neighborhood change and crime rates between the years 1950 and 1976. The data were aggregated by unique and consistently-defined spatial areas, referred to as dummy tracts or neighborhoods, within Los Angeles County. By combining U.S. Census data and administrative data from several state, county, and local agencies, the researchers were able to develop measures that tapped the changing structural and compositional aspects of each neighborhood and its interaction with the patterns of juvenile delinquency. Some of the variables included are annual income, home environment, number of crimes against persons, and number of property crimes.

Universe: Neighborhoods within Los Angeles County.

Sampling: Defined spatial areas, referred to as dummy tracts or neighborhoods, were selected for sampling.

Extent of collection: 1 data file + machine-readable documentation (PDF) + SAS data definition statements + SPSS data definition statements

Extent of processing: CDBK.ICPSR/ SCAN/ DDEF.ICPSR/ MDATA.PR/ REFORM.DATA/ REFORM.DOC/ UNDOCCHK.ICPSR

Logical record length data format with SAS and SPSS data definition statements

rectangular file structure
1,142 cases
996 variables
5,959-unit-long record
1 record per case

Lab, Steven P., and Richard D. Clark

Controlling victimization in schools: Effective discipline and control strategies in a county in Ohio, 1994

(ICPSR 2587)

This study was sponsored by the U.S. Dept. of Justice, National Institute of Justice. The grant number is 93-IJ-CX-0034.

Summary: The purpose of this study was to gather evidence on the relationship between discipline and the control of victimization in schools and to investigate the effectiveness of humanistic versus coercive measures. Survey data were obtained from students, teachers, and principals in each of the 44 junior and senior high schools in a county in Ohio that agreed to participate in the study. The data represent roughly a six-month time frame. Students in grades 7 through 12 were anonymously surveyed in February 1994. The Student Survey (Part 1) was randomly distributed to approximately half of the students in all classrooms in each school. The other half of the students received a different survey that focused on drug use among students (not available with this collection). The teacher (Part 2) and principal (Part 3) surveys were completed at the same time as the student survey. The principal survey included both closed-ended and open-ended questions, while all questions on the student and teacher surveys were closed-ended, with a finite set of answers from which to choose. The three questionnaires were designed to gather respondent demographics, perceptions about school discipline and control, information about weapons and gangs in the school, and perceptions about school crime, including personal victimization and responses to victimization. All three surveys asked whether the school had a student court and, if so, what sanctions could be imposed by the student court for various forms of student misconduct. The student survey and teacher surveys also asked about the availability at school of various controlled drugs. The student survey elicited information about the student's fear of crime in the school and on the way to and from school, avoidance behaviors, and possession of weapons for protection. Data were also obtained from the principals on the school's suspension/expulsion rate, the number and type of security guards and/or devices used within the school, and other school safety measures. In addition to the surveys, census data were acquired for a one-quarter-mile radius around each participating school's campus, provid-

ing population demographics, educational attainment, employment status, marital status, income levels, and area housing information. Also, arrest statistics for six separate crimes (personal crime, property crime, simple assault, disorderly conduct, drug/alcohol offenses, and weapons offenses) for the reporting district in which each school resided were obtained from local police departments. Finally, the quality of the immediate neighborhood was assessed by means of a "windshield" survey in which the researchers conducted a visual inventory of various neighborhood characteristics: type and quality of housing in the area, types of businesses, presence of graffiti and gang graffiti, number of abandoned cars, and the number and perceived age of pedestrians and people loitering in the area. These contextual data are also contained in Part 3.

Universe: Ali public and private schools in a county in Ohio.

Sampling: Data were obtained from 44 junior and senior high schools.

Extent of collection: 3 data files + machine-readable documentation (PDF) + SAS data definition statements + SPSS data definition statements

Extent of processing: REFORM.DATA/ MDATA.PR REFORM.DOC/ UNDOCCHK.ICPSR/ DDEF.ICPSR

Logical record length data format with SAS and SPSS data definition statements

Part 1

Student survey data

rectangular file structure
10,987 cases
130 variables
139-unit-long record
1 record per case

Part 2

Teacher survey data

rectangular file structure
1,027 cases
116 variables
171-unit-long record
1 record per case

Part 3

Principal survey data and neighborhood data

rectangular file structure
44 cases
217 variables
467-unit-long record
1 record per case

Related publication:

Lab, Steven P., and Richard D. Clark
"Controlling victimization in schools: Effective discipline and control strategies" (Final Report). Washington, DC: National Institute of Justice, 1997.

Lavrakas, Paul J., and Wesley G. Skogan

Citizen participation and community crime prevention, 1979: Chicago metropolitan area survey

(ICPSR 8086)

(included on CD-ROM CD0024)

This study was sponsored by the U.S. Dept. of Justice, National Institute of Justice. The grant number is 78-NI-AX-0111.

Summary: This survey was conducted as part of the Citizen Participation and Community Crime Prevention project at the Center for Urban Affairs and Policy Research, Northwestern University. The project was conducted to gain a deeper understanding of the wide range of activities in which the American public engages to be secure from crime. In particular, this survey was designed to identify the scope of anti-crime activities and investigate the processes that facilitate or inhibit the public's involvement in those activities. The geographical area for the survey was defined by the "commuting basin" of Chicago, excluding several independent cities and their suburbs (e.g., Aurora, Waukegan, and Joliet) on the northern and western fringes of that area, and excluding all areas in Indiana. Interviewing was carried out by the Survey Research Laboratory at the University of Illinois during June through August 1979. Information was gathered on people's opinions on ward safety, their involvement with crime prevention activities, and the quality of life in their neighborhoods. In addition, data were assembled from Census Bureau and police reports for each community area in which respondents lived in the years immediately preceding the survey.

Universe: Adults 18 years and older in the Chicago metropolitan area.

Sampling: A modified random-digit dialing with enrichment procedure was used to generate a total of 5,346 prospective sample numbers in the Chicago metropolitan area.

Extent of collection: 1 data file + machine-readable documentation (text) + OSIRIS dictionary + SAS data definition statements + SPSS data definition statements + data collection instrument

Extent of processing: MDATA.PR/ DDEF.ICPSR

Logical record length data format with SAS and SPSS data definition statements

rectangular file structure

1,803 cases

219 variables

471-unit-long record

1 record per case

Lockwood, Daniel

Violent incidents among selected public school students in two large cities of the South and the southern Midwest, 1995: [United States]

(ICPSR 2027)

This study was sponsored by the U.S. Dept. of Justice, National Institute of Justice. The grant number is 94-IJ-CX-0062.

Summary: This study of violent incidents among middle- and high-school students focused not only on the types and frequency of these incidents, but also on their dynamics—the locations, the opening moves, the relationship between the disputants, the goals and justifications of the aggressor, the role of third parties, and other factors. For this study, violence was defined as an act carried out with the intention, or perceived intention, of physically injuring another person, and the "opening move" was defined as the action of a respondent, antagonist, or third party that was viewed as beginning the violent incident. Data were obtained from interviews with 70 boys and 40 girls who attended public schools with populations that had high rates of violence. About half of the students came from a middle school in an economically disadvantaged African-American section of a large southern city. The neighborhood the school served, which included a public housing project, had some of the country's highest rates of reported violent crime. The other half of the sample were volunteers from an alternative high school attended by students who had committed serious violations of school rules, largely involving illegal drugs, possession of handguns, or fighting. Many students

in this high school, which is located in a large city in the southern part of the Midwest, came from high-crime areas, including public housing communities. The interviews were open-ended, with the students encouraged to speak at length about any violent incidents in school, at home, or in the neighborhood in which they had been involved. The 110 interviews yielded 250 incidents and are presented as text files, Parts 3 and 4. The interview transcriptions were then reduced to a quantitative database with the incident as the unit of analysis (Part 1). Incidents were diagrammed, and events in each sequence were coded and grouped to show the typical patterns and sub-patterns in the interactions. Explanations the students offered for the violent-incident behavior were grouped into two categories: (1) "justifications," in which the young people accepted responsibility for their violent actions but denied that the actions were wrong, and (2) "excuses," in which the young people admitted the act was wrong but denied responsibility. Every case in the incident database had at least one physical indicator of force or violence. The respondent-level file (Part 2) was created from the incident-level file using the AGGREGATE procedure in SPSS. Variables in Part 1 include the sex, grade, and age of the respondent, the sex and estimated age of the antagonist, the relationship between respondent and antagonist, the nature and location of the opening move, the respondent's response to the opening move, persons present during the incident, the respondent's emotions during the incident, the person who ended the fight, punishments imposed due to the incident, whether the respondent was arrested, and the duration of the incident. Additional items cover the number of times during the incident that something was thrown, the respondent was pushed, slapped, or spanked, was kicked, bit, or hit with a fist or with something else, was beaten up, cut, or bruised, was threatened with a knife or gun, or a knife or gun was used on the respondent. Variables in Part 2 include the respondent's age, gender, race, and grade at the time of the interview, the number of incidents per respondent, if the respondent was an armed robber or a victim of an armed robbery, and whether the respondent had something thrown at him/her, was pushed, slapped, or spanked, was kicked, bit, or hit with a fist or with something else, was beaten up, was threatened with a knife or gun, or had a knife or gun used on him/her.

Universe: Students in the selected public middle school and alternative high school.

Sampling: Fifty-eight respondents were selected at random from a student body of about 750 at the middle school. Another 52 students from the alternative high school volunteered. Only students who received permission from their parents to participate were included in the study.

Note: Parts 3 and 4 are machine-readable text files, transcriptions of tape-recorded conversations with students.

Restrictions: To preserve respondent privacy, Parts 3 and 4 are restricted from general dissemination. Users interested in obtaining these data should follow the procedures for obtaining restricted-access data collections described in the preface to this catalog.

Extent of collection: 4 data files + machine-readable documentation (PDF) + SAS data definition statements + SPSS data definition statements

Extent of processing: MDATA.PR/REFORM.DATA/UNDOCCHK.ICPSR/ CDBK.ICPSR/ DDEF.ICPSR

Logical record length data format with SAS and SPSS data definition statements

Part 1

Incident-level data

rectangular file structure
250 cases
69 variables
100-unit-long record
1 record per case

Part 2

Respondent-level data

rectangular file structure
110 cases
21 variables
29-unit-long record
1 record per case

Part 3

Text of interviews with alternative high school students

Part 4

Text of interviews with middle school students

Related publications:

Lockwood, Daniel

"Violence among middle school and high school students: Analysis and implications for prevention" (Research in Brief). Washington, DC: National Institute of Justice, 1997.

Lockwood, Daniel

"The opening move in violent interactions among selected African-American middle school students." *Challenge* 7 (1996), 25-41.

Lockwood, Daniel

"Violence prevention among African-American middle school children." *Research in Middle Level Education Quarterly* (Spring 1998), 33-49.

Loftin, Colin

Detroit area study, 1979: A study of metropolitan issues

(ICPSR 9301)

Summary: Crime and other matters of criminal justice were the main focus of inquiry for this Detroit Area Study. Respondents were asked to report on incidents of crime against themselves, relatives, and friends. They also were queried about their fears of being victimized by crime and about measures they had undertaken to protect themselves against crime. In addition, the survey elicited views on a wide range of criminal justice issues, such as the death penalty, the causes of crime and ways to reduce it, the salience of crime as a social problem, the legalization of marijuana use, handgun laws, the criminality of certain acts such as shooting a fleeing burglar, the construction of new prisons, the imposition of new taxes to improve law enforcement, the allocation of federal funds to police and other services, the activities of the police and courts including their fairness toward Blacks, and whether or not convicting the innocent was better than letting the guilty go free. The survey also sought respondents' views on other social issues, such as prayer in public schools, labor unions, the Equal Rights Amendment, defense spending, abortion, the quality of public schools, and affirmative action. Additional information gathered by the survey includes duration of residence in the tri-county area and at the current address, place of previous residence, moves planned for the future, television viewing habits, which newspapers were read, gun ownership, shopping habits, home and motor vehicle ownership, use of public transportation, travel to work, political and social class affiliation, satisfaction with neighborhoods and with the tri-county area, and information on age, sex, place of birth, marital status, education, employment, occupation, income,

religion, race, ethnicity, and household composition. Class III

Universe: Adults aged 18 and over residing in households located in the Michigan counties of Oakland, Macomb, or Wayne.

Sampling: Multistage area probability sample.

Restrictions: To preserve respondent privacy, certain identifying variables are restricted from general dissemination. Users interested in obtaining these data should follow the procedures for obtaining restricted-access data collections described in the preface to this catalog.

Extent of collection: 1 data file

OSIRIS data format

rectangular file structure
644 cases
473 variables
4,257-unit-long record
1 record per case

Related publications:

Young, Robert L.

"Perceptions of crime, racial attitudes and firearms ownership." *Social Forces* 64 (1985), 473-486.

Young, Robert L., David McDowall, and Colin Loftin

"Collective security and the ownership of firearms for protection." *Criminology* 25 (1987), 47-62.

McCold, Paul, and Benjamin Wachtel

Bethlehem [Pennsylvania] police family group conferencing project, 1993-1997

(ICPSR 2679)

This study was sponsored by the U.S. Dept. of Justice, National Institute of Justice. The grant number is 95-IJ-CX-0042.

Summary: The purpose of this study was to evaluate the implementation of conferencing as a restorative policing practice. Family group conferencing is considered an important new development in restorative justice practice as a means of dealing more effectively with young first-time offenders by diverting them from court and involving their extended families and victims in conferences to address their wrongdoing. Cases deemed

eligible for the study were property crimes including retail and other thefts, criminal mischief and trespass, and violent crimes including threats, harassment, disorderly conduct, and simple assaults. A total of 140 property crime cases and 75 violent crime cases were selected for the experiment, with two-thirds of each type randomly assigned to a diversionary conference (treatment group) and one-third of each type assigned to formal adjudication (control group). Participation in the conference was voluntary. If either party declined or if the offender did not admit responsibility for the offense, the case was processed through normal criminal justice channels. Those cases constituted a second treatment group (decline group). The Bethlehem, Pennsylvania, Police Department and the Community Service Foundation conducted a two-year study on the effectiveness of police-based family group conferencing. Beginning on November 1, 1995, 64 conferences were conducted for the study. Approximately two weeks after their cases were disposed, victims, offenders, and offenders' parents in the three experimental groups (control, conference, decline) were surveyed by mail, in-person interviews, or telephone interviews. Those who participated in conferences (Parts 4, 6, and 8) received a different questionnaire than those whose cases went through formal adjudication (Parts 5, 7, and 9), with similar questions to allow for comparison and some questions particular to the type of processing used on their case. Disposition data on cases were collected from five district magistrates in Bethlehem from January 1, 1993, to September 12, 1997. Data on recidivism and outcomes of the control and decline group cases were obtained from (1) the Bethlehem Police Department arrest database (Part 1) and (2) a database of records from the five district magistrates serving Bethlehem, drawn from a statewide magistrate court database compiled by the Administrative Office of Pennsylvania Courts (Part 2). An attitudinal and work environment survey was administered to the Bethlehem Police Department on two occasions, just before the conferencing program commenced (pre-test) and eighteen months later (post-test) (Part 3). Part 1 variables include offender age, year of offense, charge code, amounts of fine and payments, crime type, offender crime category, and disposition. Part 2 collected disposition data on cases in the study and officers' observations on the conferences. Demographic variables include offender's age at current arrest, ethnicity, and gender. Other variables include type of charge, arrest, disposition, sentence, and re-

cidivism; reason not conferenced; current recorded charge class; amounts of total fines; hours of community service; and conditions of sentence. Part 3 collected information on police attitudes and work environment before and after the conferencing program. Variables on organizational issues include ratings on communication, morale, co-workers, supervision, administration, amenities, equipment, and promotions. Variables on operational issues include ratings on danger, victims, frustration, external activities, complaints, workload, and driving. In Parts 4 to 9, researchers asked offenders, parents of offenders, and victims about their perceptions of how their cases were handled by the justice system and the fairness of the process, their attitudes and beliefs about the justice system, and their attitudes toward the victim and offender. Variables include whether the respondent was satisfied with the way the justice system handled the case, if the offender was held accountable for the offense, if meeting with the victim was helpful, if the respondent was surprised by anything in the conference, if the respondent told the victim/offender how he/she felt, if there was an opportunity to reach an agreement acceptable to all, if the offender/parents apologized, if the victim/parents had a better opinion of the offender after the conference, the respondent's attitude toward the conference, if the respondent would recommend a conference to others, if the offender was pressured to do all the talking, if the offender was treated with respect, if victim participation was insincere, if the respondent had a better understanding of how the victim was affected, if the victim only wanted to be paid back, and if conferences were responsive to needs.

Universe: Offenders, parents of offenders, and victims from cases eligible for the study in Bethlehem, Pennsylvania, between November 1995 and 1997.

Sampling: Random sampling.

Extent of collection: 9 data files + machine-readable documentation (PDF) + SAS data definition statements + SPSS data definition statements

Extent of processing: CDBK.ICPSR/ SCAN/ DDEF.ICPSR/ MDATA.ICPSR/ REFORM.DATA/ REFORM.DOC/ UNDOCCHK.ICPSR

Logical record length data format with SAS and SPSS data definition statements

**Part 1
Disposition data on cases from five district magistrates**

rectangular file structure
2,615 cases
26 variables
83-unit-long record
1 record per case

**Part 2
Disposition data on cases in the study**

rectangular file structure
292 cases
185 variables
821-unit-long record
1 record per case

**Part 3
Police survey data**

rectangular file structure
149 cases
492 variables
545-unit-long record
1 record per case

**Part 4
Offender conference data**

rectangular file structure
67 cases
43 variables
165-unit-long record
1 record per case

**Part 5
Offender court data**

rectangular file structure
80 cases
20 variables
52-unit-long record
1 record per case

**Part 6
Parent conference data**

rectangular file structure
36 cases
38 variables
89-unit-long record
1 record per case

**Part 7
Parent court data**

rectangular file structure
57 cases
33 variables
166-unit-long record
1 record per case

Part 8

Victim conference data

rectangular file structure

54 cases

45 variables

19-unit-long record

1 record per case

Part 9

Victim court data

rectangular file structure

65 cases

21 variables

54-unit-long record

1 record per case

Related publication:

McCold, Paul, and Benjamin Wachtel

"Restorative policing experiment: The Bethlehem, Pennsylvania, police family group conferencing project" (Final Report). Washington, DC: National Institute of Justice, 1998.

McPherson, Marlys, Glenn Silloway, and David Frey

Crime, fear, and control in neighborhood commercial centers: Minneapolis and St. Paul, 1970-1982

(ICPSR 8167)

(included on CD-ROM CD0024)

This study was sponsored by the U.S. Dept. of Justice, National Institute of Justice. The grant number is 80-IJ-CX-0073.

Summary: The major objective of this study was to examine how physical characteristics of commercial centers and demographic characteristics of residential areas contribute to crime and how these characteristics affect reactions to crime in mixed commercial-residential settings. Information on physical characteristics includes type of business, store hours, arrangement of buildings, and defensive modifications in the area. Demographic variables cover racial composition, average household size and income, and percent change of occupancy. The crime data describe six types of crime: robbery, burglary, assault, rape, personal theft, and shoplifting.

Universe: All commercial and residential areas in Minneapolis and St. Paul, Minnesota.

Sampling: Sampling was based on three criteria: percent minority change from 1970 to 1980, an observational measure of disorder in each commercial center, and person crime rates for the entire commercial and residential area.

Extent of collection: 5 data files + machine-readable documentation (PDF) + SAS data definition statements + SPSS data definition statements

Extent of processing: CDBK.ICPSR/ SCAN/ DDEF.ICPSR/ MDATA.PR/ REFORM.DATA/ REFORM.DOC

Logical record length data format with SAS and SPSS data definition statements

Part 1

Commercial/residential data

rectangular file structure

93 cases

179 variables

354-unit-long record

1 record per case

Part 2

Area data

rectangular file structure

24 cases

218 variables

416-unit-long record

1 record per case

Part 3

Telephone survey data

rectangular file structure

870 cases

209 variables

315-unit-long record

1 record per case

Part 4

Interview data

rectangular file structure

213 cases

371 variables

526-unit-long record

1 record per case

Part 5

Pedestrian activity data

rectangular file structure

7,096 cases

10 variables

21-unit-long record

1 record per case

Milder, N. David

Downtown safety, security, and development in New York City, 1984

(ICPSR 9326)

This study was sponsored by the U.S. Dept. of Justice, National Institute of Justice. The grant numbers are 84-IJ-CX-0006 and 85-IJ-CX-0070.

Summary: This data collection was designed to address the crime problem as a barrier to the economic health of three outlying commercial centers of New York City: Brooklyn, Fordham Road in the Bronx, and Jamaica Center in Queens. Included in the survey are variables concerning the respondent's age, race, gender, family income, length of residence, and personal victimization experience. Also included are variables pertaining to perceptions of safety, physical disorder in the area, and source of information about crime in the commercial center. Class IV

Universe: All residents in New York City commercial districts of downtown Brooklyn, Fordham Road in the Bronx, and Jamaica Center in Queens.

Sampling: A random sample of residents living in the three areas was systematically selected from the telephone directory.

Restrictions: For reasons of privacy, telephone numbers of respondents have been removed from the data file.

Extent of collection: 1 data file

Card image data format

rectangular file structure
610 cases
35 variables
80-unit-long record
1 record per case

Related publications:

Milder, N.D.

"Reducing the fear of downtown crime" (Unpublished Summary). Washington, DC: National Institute of Justice, 1987.

Citizens Crime Commission of New York City and Regional Plan Association

"Downtown safety, security, and economic development program" (Unpublished Final Report). Washington, DC: National Institute of Justice, 1987.

Pennell, Susan, Christine Curtis, and Joel Henderson

Guardian Angels: Citizen response to crime in selected cities of the United States, 1984

(ICPSR 8935)

This study was sponsored by the U.S. Dept. of Justice, National Institute of Justice. The grant number is 83-IJ-CX-0037.

Summary: This study was designed to assess the effects of the activities of the Guardian Angels on citizens' fear of crime, incidence of crime, and police officers' perceptions of the Guardian Angels. The data, which were collected in several large American cities, provide information useful for evaluating the activities of the Guardian Angels from the perspectives of transit riders, residents, merchants, and police officers. Respondents who were transit riders were asked to provide information on their knowledge of and contacts with the Angels, attitudes toward the group, opinions regarding the benefits and effectiveness of the group, and law enforcement experiences. Data for residents and merchants include demographic characteristics, general problems in the neighborhood, opinions regarding crime problems, crime prevention activities, fear of crime, knowledge of the Angels, attitudes toward the group, and victimization experiences. Class IV

Universe: Part 1: Transit riders in Boston, Chicago, Cleveland, and New York City. Part 2: Patrol officers in Boston, Chicago, Dallas, New York City, Sacramento, and San Francisco. Part 3: Housing units in an area of 86 city blocks in downtown San Diego. Part 4: Businesses in the downtown San Diego area that were open between 7 and 11 p.m.

Sampling: Part 1: Convenience sample of users of public transportation. Part 2: Convenience sample of patrol officers present for duty on date of survey. Part 3: Random sampling of housing units. Respondents were selected from within selected housing units. Part 4: Random selection of businesses.

Extent of collection: 4 data files

Card image data format

Part 1

Transit riders

rectangular file structure
286 cases
22 variables
80-unit-long record
1 record per case

Part 2

Police officers

rectangular file structure
444 cases
26 variables
80-unit-long record
1 record per case

Part 3

Residents

rectangular file structure
130 cases
105 variables
80-unit-long record
2 records per case

Part 4

Merchants

rectangular file structure
110 cases
115 variables
80-unit-long record
2 records per case

Rodgers, Willard L., Robert W. Marans, et al.

Quality of life in the Detroit metropolitan area, 1975

(ICPSR 7986)

A sample of the residents of the Detroit metropolitan area evaluated their urban environment for this study of the quality of life. The study was begun in October 1974 and was completed in February 1975. This study was a part of an extensive research project, the purpose of which was to produce theoretically important and operationally useful research on the urban environment. The specific purpose of the Detroit area study was to develop valid indicators of the subjective quality of urban life and to examine the residents' evaluations of their environment. Respondents answered questions about the public transportation system; the schools; recreational opportunities; public safety; and housing, neighborhood, and population characteristics. The respondents were either the head of household or the spouse of the head and were part of a stratified sample of Detroit

area residents. The sample provided adequate representation of both Detroit itself and of the surrounding area, and of racial and economic subgroups. The sample was taken from the geographic area defined as the 1971 Detroit SMSA, which includes Wayne, Oakland, and Macomb counties. There were 1,194 respondents who answered questions in face-to-face interviews lasting approximately 75 minutes each. The data were made available by the principal investigators and the Survey Research Center, the Institute for Social Research, The University of Michigan. There are 1,477 variables. Class III

Related publications:

Marans, Robert W., and J. Mark Fly

"Recreation and the quality of urban life: Recreation resources, behaviors and evaluation of people in the Detroit region." ISR Research Report Series. Ann Arbor, MI: University of Michigan, Institute for Social Research, 1981.

Rodgers, W.L.

"Density, crowding, and satisfaction with the residential environment." *Social Indicators Research* 10 (1981), 75-102.

Rodgers, W.L.

"Residential satisfaction in relationship to size of place." ISR Working Paper Series. Ann Arbor, MI: University of Michigan, Institute for Social Research, 1979.

Scrimger, Kay Randle

Security by design: Revitalizing urban neighborhoods in the United States, 1994-1996

(ICPSR 2777)

This study was sponsored by the U.S. Dept. of Justice, National Institute of Justice. The grant number is 93-IJ-CX-K008.

Summary: This study was designed to collect comprehensive data on the types of "crime prevention through environmental design" (CPTED) methods used by cities of 30,000 population and larger, the extent to which these methods were used, and their perceived effectiveness. A related goal was to discern trends, variations, and expansion of CPTED principles traditionally employed in crime prevention and deterrence. "Security by design" stems from the theory that proper design and effective use of the built environment can lead to a reduction in the incidence and fear of crime and an improvement in

quality of life. Examples are improving street lighting in high-crime locations, traffic rerouting and control to hamper drug trafficking and other crimes, inclusion of security provisions in city building codes, and comprehensive review of planned development to ensure careful consideration of security. To gather these data, the United States Conference of Mayors (USCM), which had previously studied a variety of issues including the fear of crime, mailed a survey to the mayors of 1,060 cities in 1994. Follow-up surveys were sent in 1995 and 1996. The surveys gathered information about the role of CPTED in a variety of local government policies and procedures, local ordinances, and regulations relating to building, local development, and zoning. Information was also collected on processes that offered opportunities for integrating CPTED principles into local development or redevelopment and the incorporation of CPTED into decisions about the location, design, and management of public facilities. Questions focused on whether the city used CPTED principles, which CPTED techniques were used (architectural features, landscaping and landscape materials, land-use planning, physical security devices, traffic circulation systems, or other), the city department with primary responsibility for ensuring compliance with CPTED zoning ordinances/building codes and other departments that actively participated in that enforcement (mayor's office, fire department, public works department, planning department, city manager, economic development office, police department, building department, parks and recreation, zoning department, city attorney, community development office, or other), the review process for proposed development, security measures for public facilities, traffic diversion and control, and urban beautification programs. Respondents were also asked about other security-by-design features being used; whether they were mandatory or optional; if optional, how they were instituted (legislation, regulation, state building code, or other); and if applicable, how they were legislated (city ordinance, city resolution, or state law). Information was also collected on the perceived effectiveness of each technique; if local development regulations existed regarding convenience stores; if joint code enforcement was in place; if banks, neighborhood groups, private security agencies, or other groups were involved in the traffic diversion and control program; and the responding city's population, per capita income, and form of government.

Universe: Cities with 30,000 population or larger in the United States.

Extent of collection: 1 data file + machine-readable documentation (PDF) + SAS data definition statements + SPSS data definition statements

Extent of processing: DDEF.ICPSR/ MDATA.PR/ REFORM.DATA/ UNDOCCHK.ICPSR/ SCAN/ REFORM.DOC/

Logical record length data format with SAS and SPSS data definition statements

rectangular file structure
323 cases
203 variables
1,003-unit-long record
1 record per case

Related publication:

Scrimger, Kay Randle, et al.

"Crime prevention through environmental design in American cities: Report of a survey of mayors on uses of CPTED as a crime prevention strategy" (Final Report). Washington, DC: National Institute of Justice, 1998.

Skogan, Wesley G.

Disorder and community decline in 40 neighborhoods of the United States, 1977-1983

(ICPSR 8944)

(included on CD-ROM CD0024)

This study was sponsored by the U.S. Dept. of Justice, National Institute of Justice. The grant number is 85-IJ-CX-0074.

Summary: This data collection was designed to evaluate the effects of disorderly neighborhood conditions on community decline and residents' reactions toward crime. Data from five previously collected datasets were aggregated and merged to produce this collection: (1) **Reactions to crime project, 1977 [Chicago, Philadelphia, San Francisco]: Survey on fear of crime and citizen behavior** (ICPSR 8162), (2) **Characteristics of high and low crime neighborhoods in Atlanta, 1980** (ICPSR 8951), (3) **Crime factors and neighborhood decline in Chicago, 1979** (ICPSR 7952), (4) **Reducing fear of crime program evaluation surveys in Newark and Houston, 1983-1984** (ICPSR 8496),

and (5) a survey of citizen participation in crime prevention in six Chicago neighborhoods conducted by Rosenbaum, Lewis, and Grant. Neighborhood-level data cover topics such as disorder, crime, fear, residential satisfaction, and other key factors in community decline. Variables include disorder characteristics such as loitering, drugs, vandalism, noise, and gang activity, demographic characteristics such as race, age, and unemployment rate, and neighborhood crime problems such as burglary, robbery, assault, and rape. Information is also available on crime avoidance behaviors, fear of crime on an aggregated scale, neighborhood satisfaction on an aggregated scale, and cohesion and social interaction.

Sampling: The 40 neighborhoods are a convenience sample based on the availability of surveys with similar variables of interest. Each of the five data collections from which the sample was drawn used different procedures for selecting respondents and different definitions of community. See detailed descriptions in Lewis and Skogan (ICPSR 8162), Greenberg (ICPSR 7951), Taub and Taylor (ICPSR 7952), Pate and Annan (ICPSR 8496), and Skogan's final report to the National Institute of Justice.

Extent of collection: 1 data file + machine-readable documentation (PDF) + SAS data definition statements + SPSS data definition statements

Extent of processing: CDBK.ICPSR/ SCAN/ DDEF.ICPSR/ MDATA.ICPSR/ REFORM.DATA/ REFORM.DOC

Logical record length data format with SAS and SPSS data definition statements

rectangular file structure
40 cases
68 variables
401-unit-long record
1 record per case

Related publication:
Skogan, Wesley
"Disorder and community decline" (Final Report). Washington, DC: National Institute of Justice, 1987.

Spelman, William

Reactions to crime in Atlanta and Chicago, 1979-1980

(ICPSR 8215)

(included on CD-ROM CD0024)

This study was sponsored by the U.S. Dept. of Justice, National Institute of Justice. The grant number is 78-NI-AX-0107.

Summary: Two previously released data collections from ICPSR are combined in this dataset: **Characteristics of high and low crime neighborhoods in Atlanta, 1980** (ICPSR 7951) and **Crime factors and neighborhood decline in Chicago, 1979** (ICPSR 7952). Information for ICPSR 7951 was obtained from 523 residents interviewed in six selected neighborhoods in Atlanta, Georgia. A research team from the Research Triangle Institute sampled and surveyed the residents. ICPSR 7952 contains 3,310 interviews of Chicago residents in eight selected neighborhoods. The combined data collection contains variables on topics such as residents' demographics and socioeconomic status, personal crime rates, property crime rates, neighborhood crime rates, and neighborhood characteristics. The documentation contains three pieces of information for each variable: variable reference numbers for both the Atlanta and Chicago datasets, the complete wording of the coding schemes adopted by the researchers.

Universe: Chicago data: Eight neighborhoods in Chicago. Atlanta data: Three pairs of adjacent neighborhoods in Atlanta, Georgia.

Sampling: Chicago data: Eight Chicago neighborhoods were selected for the study on the basis of high or low crime rates, stable or changing racial composition, and slowly or rapidly appreciating property values. Respondents from each of the eight neighborhoods were selected on the basis of random-digit dialing and screened for street name and block number. Atlanta data: Stratified random sample of Atlanta households.

Extent of collection: 1 data file + machine-readable documentation (PDF) + SAS data definition statements + SPSS data definition statements

Extent of processing: DDEF.ICPSR/ SCAN/ MDATA.ICPSR/ REFORM.DATA/ REFORM.DOC

Logical record length data format with SAS and SPSS data definition statements

rectangular file structure
3,833 cases
156 variables
187-unit-long record
1 record per case

Taub, Richard, and D. Garth Taylor

Crime factors and neighborhood decline in Chicago, 1979

(ICPSR 7952)

(included on CD-ROM CD0024)

This study was sponsored by the U.S. Dept. of Justice, National Institute of Justice. The grant number is 78-NI-AX-0131.

Summary: This study explores the relationship between crime and neighborhood deterioration in eight neighborhoods in Chicago. The neighborhoods were selected on the basis of slowly or rapidly appreciating real estate values, stable or changing racial composition, and high or low crime rates. These data provide the results of a telephone survey administered to approximately 400 heads of households in each study neighborhood for a total of 3,310 completed interviews. The survey was designed to measure victimization experience, fear and perceptions of crime, protective measures taken, attitudes toward neighborhood quality and resources, attitudes toward the neighborhood as an investment, and density of community involvement. Each record includes appearance ratings for the block of the respondent's residence and aggregate figures on personal and property victimization for that city block. The aggregate appearance ratings were compiled from windshield surveys taken by trained personnel of the National Opinion Research Center. The criminal victimization figures came from Chicago City Police files.

Universe: Eight neighborhoods in Chicago.

Sampling: Eight Chicago neighborhoods were selected for the study on the basis of high or low crime rates, stable or changing racial composition, and slowly or rapidly appreciating property values. Respondents from each of the eight neighborhoods were selected on the basis of random-digit dialing and screened for street name and block number.

Extent of collection: 1 data file + machine-readable documentation (text) + OSIRIS dictionary + SAS data definition statements +

SPSS data definition statements + data collection instrument

Extent of processing: MDATA.PR/ DDEF.ICPSR

Logical record length data format with SAS and SPSS data definition statements

rectangular file structure
3,310 cases
411 variables
562-unit-long record
1 record per case

Taylor, Ralph B.

Crime changes in Baltimore, 1970–1994

(ICPSR 2352)

This study was sponsored by the U.S. Dept. of Justice, National Institute of Justice. The grant number is 93-IJ-CX-0022.

Summary: These data were collected to examine the relationships among crime rates, residents' attitudes, physical deterioration, and neighborhood structure in selected urban Baltimore neighborhoods. The data collection provides both neighborhood block- and individual-level data for two time periods, 1981–1982 and 1994. The block-level files (Parts 1–6) include information about physical conditions, land use, people counts, and crime rates. Parts 1–3, the block assessment files, contain researchers' observations of street layout, traffic, housing type, and general upkeep of the neighborhoods. Part 1, Block Assessments, 1981 and 1994, contains the researchers' observations of sampled blocks in 1981, plus selected variables from Part 3 that correspond to items observed in 1981. Nonsampled blocks (in Part 2) are areas where block assessments were done, but no interviews were conducted. The "people counts" file (Part 4) is an actual count of people seen by the researchers on the sampled blocks in 1994. Variables for this file include the number, gender, and approximate age of the people seen and the types of activities they were engaged in during the assessment. Part 5, Land Use Inventory for Sampled Blocks, 1994, is composed of variables describing the types of buildings in the neighborhood and their physical condition. Part 6, Crime Rates and Census Data for All Baltimore Neighborhoods, 1970–1992, includes crime rates from the Baltimore Police Department for aggravated assault, burglary, homicide, larceny, auto theft, rape, and

robbery for 1970–1992, and census information from the 1970, 1980, and 1990 United States Censuses on the composition of the housing units and the age, gender, race, education, employment, and income of residents. The individual-level files (Parts 7–9) contain data from interviews with neighborhood leaders, as well as telephone surveys of residents. Part 7, *Interviews With Neighborhood Leaders, 1994*, includes assessments of the level of involvement in the community by the organization to which the leader belongs and the types of activities sponsored by the organization. The 1982 and 1994 surveys of residents (Parts 8 and 9) asked respondents about different aspects of their neighborhoods, such as physical appearance, problems, and crime and safety issues, as well as the respondents' level of satisfaction with and involvement in their neighborhoods. Demographic information on respondents, such as household size, length of residence, marital status, income, gender, and race, is also provided in this file.

Universe: Urban Baltimore neighborhoods and their residents.

Sampling: In 1981, 66 neighborhoods were randomly sampled from the 236 neighborhoods in Baltimore for block assessment. In 1982, households on these blocks were selected for the resident survey through multi-stage random sampling. In 1994, 30 neighborhoods from the 66 chosen in 1981 were selected using stratified sampling based on crime data and availability of 1981 block physical assessment data and residential telephone numbers. Households in 1994 were selected through a series of replicate samples until the minimum block quota was reached.

Restrictions: To preserve respondent privacy, certain identifying variables in Parts 8 and 9 are restricted from general dissemination. Users interested in obtaining these data should follow the procedures for obtaining restricted-access data collections described in the preface to this catalog.

Extent of collection: 9 data files + machine-readable documentation (PDF) + SAS data definition statements + SPSS data definition statements

Extent of processing: CDBK.ICPSR/ SCAN/ DDEF.ICPSR/ MDATA.ICPSR/ REFORM.DATA/ UNDOCCHK.ICPSR/ REFORM.DOC

Logical record length data format with SAS and SPSS data definition statements

Part 1

Block assessments, 1981 and 1994

rectangular file structure

92 cases

24 variables

102-unit-long record

1 record per case

Part 2

Block assessments for nonsampled blocks, 1994

rectangular file structure

70 cases

126 variables

265-unit-long record

1 record per case

Part 3

Block assessments for sampled blocks, 1994

rectangular file structure

92 cases

79 variables

161-unit-long record

1 record per case

Part 4

People counts for sampled blocks, 1994

rectangular file structure

90 cases

106 variables

328-unit-long record

1 record per case

Part 5

Land use inventory for sampled blocks, 1994

rectangular file structure

91 cases

130 variables

200-unit-long record

1 record per case

Part 6

Crime rates and census data for all Baltimore neighborhoods, 1970–1992

rectangular file structure

277 cases

552 variables

3,107-unit-long record

1 record per case

Part 7
Interviews with neighborhood leaders, 1994

rectangular file structure
58 cases
226 variables
483-unit-long record
1 record per case

Part 8
Survey of residents in 66 neighborhoods, 1982

rectangular file structure
1,622 cases
149 variables
276-unit-long record
1 record per case

Part 9
Survey of residents in 30 neighborhoods, 1994

rectangular file structure
704 cases
213 variables
338-unit-long record
1 record per case

Related publications:

Taylor, R.B.

"Crime, grime, fear, and decline: A longitudinal look" (Final Report). Washington, DC: National Institute of Justice, 1997.

Taylor, R.B.

"Social order and disorder of streetblocks and neighborhoods: Ecology, microecology, and the systemic model of social disorganization." *Journal of Research in Crime and Delinquency* 33 (1997), 113-155.

Bower, S., and R.B. Taylor

"Qualities of ideal and real-world neighborhoods." In M. Gray (ed.), *Evolving environmental ideals: Changing ways of life, values, and design practices*. Stockholm, Sweden: Kungl Tekniska Hogskolan, 1997, pp. 99-106.

Taylor, Ralph B.

Impact of neighborhood structure, crime, and physical deterioration on residents and business personnel in Minneapolis-St. Paul, 1970-1982

(ICPSR 2371)

This study was sponsored by the U.S. Dept. of Justice, National Institute of Justice. The grant number is 94-IJ-CX-0018

Summary: This study is a secondary analysis of **Crime, fear, and control in neighborhood commercial centers: Minneapolis and St. Paul, 1970-1982** (ICPSR 8167), which was designed to explore the relationship between small commercial centers and their surrounding neighborhoods. Some variables from the original study were recoded and new variables were created in order to examine the impact of community structure, crime, physical deterioration, and other signs of incivility on residents' and merchants' cognitive and emotional responses to disorder. This revised collection sought to measure separately the contextual and individual determinants of commitment to locale, informal social control, responses to crime, and fear of crime. Contextual determinants included housing, business, and neighborhood characteristics, as well as crime data on robbery, burglary, assault, rape, personal theft, and shoplifting and measures of pedestrian activity in the commercial centers. Individual variables were constructed from interviews with business leaders and surveys of residents to measure victimization, fear of crime, and attitudes toward businesses and neighborhoods. Part 1, Area Data, contains housing, neighborhood, and resident characteristics. Variables include the age and value of homes, types of businesses, amount of litter and graffiti, traffic patterns, demographics of residents such as race and marital status from the 1970 and 1980 Censuses, and crime data. Many of the variables are Z-scores. Part 2, Pedestrian Activity Data, describes pedestrians in the small commercial centers and their activities on the day of observation. Variables include primary activity, business establishment visited, and demographics such as age, sex, and race of the pedestrians. Part 3, Business Interview Data, includes employment, business, neighborhood, and attitudinal information. Variables include type of business, length of employment, number of employees, location, hours, operating costs, quality of neighborhood, transportation, crime, labor supply, views about police, experiences with victimization, fear of strangers, and security measures. Part 4, Resident Survey Data, includes measures of commitment to the neighborhood, fear of crime, attitudes toward local businesses, perceived neighborhood incivilities, and police contact. There are also demographic variables, such as sex, ethnicity, age, employment, education, and income.

Universe: All commercial and residential areas in Minneapolis and St. Paul, Minnesota.

Sampling: Business and resident data were collected from a stratified sample of small commercial centers and their adjacent neighborhoods. Stratification was based on:

(1) percent minority change in the neighborhood between 1970 and 1980, (2) personal crime rates in the commercial center and adjoining neighborhood, and (3) level of physical deterioration observed in the commercial centers through on-site assessments. Business owners or managers were interviewed from 50 percent of the sampled businesses in each small commercial center. Businesses were randomly selected, except for bars and restaurants, where an attempt was made to interview someone in each of these establishments. Resident survey respondents were randomly selected from the pool of adult residents in the surrounding neighborhood, with the restriction of one survey per household.

Extent of collection: 4 data files + machine-readable documentation (PDF) + SAS data definition statements + SPSS data definition statements

Extent of processing: CDBK.ICPSR/ SCAN/ DDEF.ICPSR/ MDATA.ICPSR/ REFORM.DATA/ UNDOCCHK.ICPSR/ REFORM.DOC

Logical record length data format with SAS and SPSS data definition statements

Part 1

Area data

rectangular file structure
24 cases
69 variables
369-unit-long record
1 record per case

Part 2

Pedestrian activity data

rectangular file structure
7,096 cases
46 variables
55-unit-long record
1 record per case

Part 3

Business interview data

rectangular file structure
218 cases
371 variables
629-unit-long record
1 record per case

Part 4

Resident survey data

rectangular file structure
870 cases
289 variables

970-unit-long record

1 record per case

Related publications:

Taylor, R.B.

"Responses to disorder: Relative impacts of neighborhood structure, crime, and physical deterioration on residents and business personnel" (Final Report). Washington, DC: National Institute of Justice, 1995.

Taylor, R.B.

"Relative impacts of disorder, structural change, and crime on residents and business personnel in Minneapolis-St. Paul." In S. Lab (ed.), *Community crime prevention at the crossroads*. Cincinnati, OH: Anderson, 1997.

McPherson, M., and Silloway, G.

"The role of the small commercial center in the urban neighborhood." In R.B. Taylor (ed.), *Urban neighborhoods: Research and policy*. New York, NY: Praeger, 1984, pp. 144-180.

Taylor, Ralph B.

Impacts of specific incivilities on responses to crime and local commitment, 1979-1994: [Atlanta, Baltimore, Chicago, Minneapolis-St. Paul, and Seattle]

(ICPSR 2520)

(included on CD-ROM CD0024)

This study was sponsored by the U.S. Dept. of Justice, National Institute of Justice. The grant number is 96-J-CX-0067

Summary: This data collection was designed to test the "incivilities thesis": that incivilities such as extant neighborhood physical conditions of disrepair or abandonment and troubling street behaviors contribute to residents' concerns for personal safety and their desire to leave their neighborhood. The collection examines between-individual versus between-neighborhood and between-city differences with respect to fear of crime and neighborhood commitment and also explores whether some perceived incivilities are more relevant to these outcomes than others. The data represent a secondary analysis of five ICPSR collections: (1) **Characteristics of high and low crime neighborhoods in Atlanta, 1980** (ICPSR 7951), (2) **Crime changes in Baltimore, 1970-1994** (ICPSR 2352), (3) **Citizen participation and community crime pre-**

vention, 1979: Chicago metropolitan area survey (ICPSR 8086), (4) Crime, fear, and control in neighborhood commercial centers: Minneapolis and St. Paul, 1970-1982 (ICPSR 8167), and (5) Testing theories of criminality and victimization in Seattle, 1960-1990 (ICPSR 9741). Part 1, Survey Data, is an individual-level file that contains measures of residents' fear of victimization, avoidance of dangerous places, self-protection, neighborhood satisfaction, perceived incivilities (presence of litter, abandoned buildings, vandalism, and teens congregating), and demographic variables such as sex, age, and education. Part 2, Neighborhood Data, contains crime data and demographic variables from Part 1 aggregated to the neighborhood level, including percentage of the neighborhood that was African-American, gender percentages, average age and educational attainment of residents, average household size and length of residence, and information on home ownership.

Universe: Surveys of neighborhoods and residents in Atlanta, Baltimore, Chicago, Minneapolis-St. Paul, and Seattle.

Sampling: The following describes the sampling methods used in the individual studies that comprise this data collection: For the Atlanta data, a stratified random sample of Atlanta households was drawn. In Baltimore, 30 neighborhoods were selected using stratified resampling based on crime data from an earlier random sample of 66. The original Chicago study employed a random sample of respondents from the Chicago metropolitan area, including suburbs. This reanalysis used only the urban respondents and only the neighborhoods with at least five respondents per neighborhood. The Minneapolis-St. Paul sample was based on three criteria: percent minority change from 1970 to 1980, an observational measure of disorder in each commercial center, and person crime rates for the entire commercial and residential area. These areas were micro-neighborhoods centered around small commercial centers. The Seattle data were based on a multistage clustered sampling of 600 selected city blocks and immediate neighbors on these blocks in 100 census tracts.

Extent of collection: 2 data files + machine-readable documentation (PDF) + SAS data definition statements + SPSS data definition statements

Extent of processing: CDBK.ICPSR/ SCAN/ DDEF.ICPSR/ MDATA.ICPSR/ REFORM.DATA/ UNDOCCHK.ICPSR

Logical record length data format with SAS and SPSS data definition statements

Part 1
Survey data
rectangular file structure
8,195 cases
43 variables
65-unit-long record
1 record per case

Part 2
Neighborhood data
rectangular file structure
230 cases
24 variables
169-unit-long record
1 record per case

Related publications:

Taylor, R.B., and E. Kurtz
"Impacts of specific incivilities on responses to crime and local commitment" (Final Report). Washington, DC: National Institute of Justice, 1998.

Taylor, R.B.
"Social order and disorder of streetblocks and neighborhoods." *Journal of Research in Crime and Delinquency* 33 (1997), 113-155.

McPherson, M., and Silloway, G.
"The role of the small commercial center in the urban neighborhood." In R.B. Taylor (ed.), *Urban neighborhoods: Research and policy*. New York, NY: Praeger, 1984, pp. 144-180.

Thompson, James W.

Relationships between employment and crime: A survey of Brooklyn residents, 1979-1980

(ICPSR 8649)
(included on CD-ROM CD0024)

This study was sponsored by the U.S. Dept. of Justice, National Institute of Justice. The grant number is 81-IJ-CX-0024.

Summary: The study was designed to explore the relationship between employment and involvement with the criminal justice system. Males arrested primarily for felony offenses were interviewed at the central book-

ing agency in Brooklyn, New York, at the time of their arrests in 1979. A subsample of 152 arrestees was reinterviewed in 1980. The data include information on labor market participation, arrests, periods of incarceration, and the respondents' demographic characteristics. The labor market information spans a two-year period prior to those arrests. Arrest history and other criminal justice data cover the two years prior to arrest and one year following the arrest. Additional variables supply information on employment and occupation, social and neighborhood characteristics, and perceptions of the risk of committing selected crimes.

Universe: Males arrested predominantly for felony offenses and residing in Brooklyn during July and August 1979.

Extent of collection: 1 data file + machine-readable documentation (PDF) + SAS data definition statements + SPSS data definition statements

Extent of processing: CDBK.ICPSR/ SCAN/ DDEF.ICPSR/ MDATA.PRV REFORM.DATA/ UNDOCCHK.ICPSR/ REFORM.DOC

Logical record length data format with SAS and SPSS data definition statements

rectangular file structure
903 cases
541 variables
1,325-unit-long record
1 record per case

Related publications:

Sullivan, M., and J.W. Thompson
"Youth crime and employment patterns in three Brooklyn neighborhoods." New York, NY: Vera Institute of Justice, 1984.

Sviridoff, M., and J. McElroy
"Employment and crime" (Summary Report). New York, NY: Vera Institute of Justice, 1984.

Thompson, J.W., J. Cataldo, and G. Lowenstein
"Employment and crime: A survey of Brooklyn arrested persons." New York, NY: Vera Institute of Justice, 1984.

Welsh, Wayne N., Patricia H. Jenkins, and Jack R. Greene

School culture, climate, and violence: Safety in middle schools of the Philadelphia public school system, 1990-1994

(ICPSR 2026)

This study was sponsored by the U.S. Dept. of Justice, National Institute of Justice. The grant number is 93-IJ-CX-0038.

Summary: This study was designed to explore school culture and climate and their effects on school disorder, violence, and academic performance on two levels. At the macro level of analysis, this research examined the influences of sociocultural, crime, and school characteristics on aggregate-level school violence and academic performance measures. Here the focus was on understanding community, family, and crime compositional effects on disruption and violence in Philadelphia schools. This level included Census data and crime rates for the Census tracts where the schools were located (local data), as well as for the community of residence of the students (imported data) for all 255 schools within the Philadelphia School District. The second level of analysis, the intermediate level, included all of the variables measured at the macro level, and added school organizational structure and school climate, measured with survey data, as mediating variables. Part 1, Macro-Level Data, contains arrest and offense data and Census characteristics, such as race, poverty level, and household income, for the Census tracts where each of the 255 Philadelphia schools is located and for the Census tracts where the students who attend those schools reside. In addition, this file contains school characteristics, such as number and race of students and teachers, student attendance, average exam scores, and number of suspensions for various reasons. For Part 2, Principal Interview Data, principals from all 42 middle schools in Philadelphia were interviewed on the number of buildings and classrooms in their school, square footage and special features of the school, and security measures. For Part 3, teachers were administered the Effective School Battery survey and asked about their job satisfaction, training opportunities, relationships with principals and parents, participation in school activities, safety measures, and fear of crime at school. In Part 4, students were administered the Effective School Battery survey and asked about their attachment to school, ex-

tracurricular activities, attitudes toward teachers and school, academic achievement, and fear of crime at school. Part 5, Student Victimization Data, asked the same students from Part 4 about their victimization experiences, the availability of drugs, and discipline measures at school. It also provides self-reports of theft, assault, drug use, gang membership, and weapon possession at school.

Universe: Part 1: All schools in the Philadelphia School District. Parts 2–5: All middle schools in the Philadelphia School District.

Sampling: Part 1, Macro-Level Data, is a census of all schools in the Philadelphia School District. Part 2, Principal Interview Data, was conducted in all 42 middle schools in the Philadelphia School District. Eleven of these 42 middle schools were selected for Parts 3–5 based on three criteria: (1) level of disruption, (2) level of poverty, and (3) regional representation. An effort was made to include schools that covered the broadest range of each of these criteria.

Restrictions: To preserve respondent privacy, certain identifying variables in Part 1 are restricted from general dissemination. Users interested in obtaining these data should follow the procedures for obtaining restricted-access data collections described in the preface to this catalog.

Extent of collection: 5 data files + machine-readable documentation (PDF) + SAS data definition statements + SPSS data definition statements

Extent of processing: CDBK.ICPSR/ RECODE/ DDEF.ICPSR/ MDATA.ICPSR/ REFORM.DATA/ SCAN/ UNDOCCHK.ICPSR/ REFORM.DOC

Logical record length data format with SAS and SPSS data definition statements

Part 1
Macro-level data
rectangular file structure
256 cases
146 variables
843-unit-long record
1 record per case

Part 2
Principal interview data
rectangular file structure
34 cases
154 variables
191-unit-long record
1 record per case

Part 3
Effective school battery teacher survey
rectangular file structure
493 cases
230 variables
251-unit-long record
1 record per case

Part 4
Effective school battery student survey
rectangular file structure
7,597 cases
255 variables
300-unit-long record
1 record per case

Part 5
Student victimization data
rectangular file structure
7,559 cases
97 variables
122-unit-long record
1 record per case

Related publication:

Welsh, Wayne N., Patricia H. Jenkins, and Jack R. Greene

"Building a culture and climate of safety in public schools in Philadelphia: School-based management and violence reduction" (Final Report). Washington, DC: National Institute of Justice, 1996.

SEE ALSO...

The following data collection contains information related to topics covered in this chapter. For a full description of this study, consult the chapter indicated.

Pate, Antony M., and Sampson O. Annan.
Community policing in Baltimore, 1986–1987 (ICPSR 9401) See IX. Police

III. Corrections

Abt Associates, Inc.

Conditions of confinement in juvenile detention and correctional facilities: [United States], 1991

(ICPSR 6216)

Summary: This study was conducted for the Office of Juvenile Justice and Delinquency Prevention (OJJDP) to (1) collect and analyze data on conditions of confinement in public and private juvenile facilities, (2) determine the extent to which conditions were consistent with those required by nationally recognized standards for juvenile confinement facilities, (3) suggest explanations for variations in conformance to standards among facilities, and (4) assist OJJDP in formulating recommendations for improving conditions of confinement. In challenging the premise that high levels of conformance to nationally recognized standards result in improved conditions of confinement, this study examined client outcomes. Areas of concern for juvenile facilities usually center on living space, health care, security, and control of suicidal behavior. Key incident measures provided in this data collection include injuries, escapes, acts of suicidal behavior, incidents requiring emergency health care, and isolation incidents. Part 1, Mail Survey Data, collected information from facility administrators. Part 2, Site Visit Data, consists of questions answered by the juvenile inmates as well as by the independent observers who administered the on-site surveys. Additional variables in Part 2 that are not present in Part 1 include subjective measures such as the quality of the food, medical care, and recreation facilities, and whether various facility programs were effective. The study covered all 984 public and private juvenile detention centers, reception centers, training schools, and ranches, camps, and farms in the United States. Three types of facilities were excluded: (1) youth halfway houses, shelters, and group homes, (2) police lockups, adult jails, and prisons that held juveniles tried and convicted as adults, and (3) psychiatric and drug treatment programs.

Universe: All public and private juvenile detention centers, reception centers, training schools, and ranches, camps, and farms in the United States.

Sampling: Data from the mail survey were merged with data from the **Census of public and private juvenile detention, correctional, and shelter facilities, 1990-1991: [United States]** (ICPSR 9824) to produce a single mail-survey record for each facility. To gather the site visit data, a nationally-representative, randomly-selected sample of 30 detention centers, 30 training schools, 30 ranches, camps, and farms, and 5 reception centers was used.

Extent of collection: 2 data files + machine-readable documentation (text) + SAS data definition statements + SPSS data definition statements + data collection instruments (PDF)

Extent of processing: CDBK.ICPSR/ RECODE/ DDEF.ICPSR/ MDATA.ICPSR/ REFORM.DATA/ REFORM.DOC/ SCAN/ UNDOCCHK.ICPSR

Logical record length data format with SAS and SPSS data definition statements

Part 1
Mail survey data
rectangular file structure
764 cases
1,004 variables
2,213-unit-long record
1 record per case

Part 2
Site visit data
rectangular file structure
95 cases
2,114 variables
3,206-unit-long record
1 record per case

Related publication:
Abt Associates, Inc.
"Conditions of confinement: Juvenile detention and corrections facilities: Research report." Cambridge, MA: Abt Associates, Inc., 1994.

Abt Associates, Inc.

National survey of AIDS in correctional facilities, 1985–1990, 1992

(ICPSR 6437)

This study was sponsored by the U.S. Dept. of Justice, National Institute of Justice, and United States Centers for Disease Control and Prevention. The grant numbers are J-LEAA-011-81, OJP-86-C-002, and OJP-89-C-009.

Summary: In late 1985, the National Institute of Justice (NIJ) began its first study of Acquired Immune Deficiency Syndrome (AIDS) in correctional facilities. The objective of the study was to report on the incidence and institutional management of AIDS within the federal and state prison systems, as well as in the nation's largest jails. The study was conducted annually from 1985–1990 and bi-annually thereafter. This collection contains data collected in 1985–1990 and 1992 via a mail questionnaire. Questionnaires were sent each year to the correctional departments of all 50 states, the federal prison system, and 33 to 37 large city and county jail systems. In addition, in 1987–1990, Canadian prison systems were surveyed. A different questionnaire was used in each of the seven years of data collection. However, each questionnaire addressed the same major topics: inmate population, numbers of inmate cases of AIDS and AIDS-Related Complex (ARC), aggregate results of Human Immunodeficiency Virus (HIV) antibody testing programs, and major policies regarding AIDS (training and education, testing, medical and psychosocial services, housing, precautionary measures, confidentiality), as well as associated legal and cost issues. The 1992 questionnaire collected additional information on the prevalence of and policies toward inmates with tuberculosis.

Universe: The universe in each year consisted of the 50 state correctional departments in the United States, the Federal Bureau of Prisons, and 33 to 37 large city and county jails. In addition, for 1987–1990 the universe also included selected Canadian prison systems.

Extent of collection: 7 data files + machine-readable documentation (text) + SAS data definition statements + SPSS data definition statements + data collection instruments

Extent of processing: CDBK.ICPSR/ SCAN/
DDEF.ICPSR/ MDATA.ICPSR/ REFORM.DATA/
UNDOCCHK.ICPSR

Logical record length data format with SAS
and SPSS data definition statements

Parts 1–7

1985–1990, 1992 data

rectangular file structure

82 to 96 cases per part

51 to 514 variables per part

135 to 943-unit-long record per part

1 record per case

Related publication:

National Institute of Justice

AIDS in correctional facilities: Issues and options. Annual editions or updates, 1985–1990, 1992. Washington, DC: National Institute of Justice.

Abt Associates, Inc.

Survey of American prisons and jails, 1979

(ICPSR 7899)

This study was sponsored by the U.S. Dept. of Justice, National Institute of Justice. The grant number is 77-NI-AX-C018.

Summary: The **Survey of American prisons and jails, 1979** was conducted by Abt Associates of Cambridge, Massachusetts. The data collection consists of two parts, a survey of state and federal adult correctional systems and a survey of community-based pre-release facilities. These surveys attempted to assess more precisely institutional conditions in state and federal prisons and halfway houses. Questionnaires were mailed to 558 federal and state prisons and 405 community-based pre-release facilities. The response rate was 100 percent. The variables include inmate counts by sex and security class; age of facility and rated capacity; spatial density; composition of inmate population according to race, age, and offense type; inmate labor and earnings; and race, age, and sex characteristics of prison staff. The federal state prison survey contains 291 variables for 558 cases. The community-based pre-release facility survey contains 208 variables for 405 cases. Class II

Apao, William K.

Improving prison classification procedures in Vermont: Applying an interaction model, 1983-1985

(ICPSR 8933)

This study was sponsored by the U.S. Dept. of Justice, National Institute of Justice. The grant number is 84-IJ-CX-00227.

Summary: The purpose of this data collection was to develop and test an interactive model for classifying prisoners. The model includes person variables, environmental or situation variables, and prison-environmental interaction variables in order to study the interactions between individuals and their environments and to predict offender behaviors such as escape, misconduct, and violence. The model was designed to enhance the predictive validity of the National Institute of Corrections' classification system that was being used in Vermont prisons. Included are scores from the National Institute of Corrections' custody classification and reclassification instruments, scores from a needs assessment, sentencing information, and characteristics of the prison in which the inmate was housed.

Universe: Inmates of state correctional facilities in Vermont.

Sampling: The sample consists of 982 inmates incarcerated in Vermont state correctional facilities who had at least 30 days to serve in their sentences. Median age of the sample was 25 years with a range of 15 to 69 years. Males constituted 97.5 percent of the sample and had a median minimum sentence of one year and a median maximum of three years.

Extent of collection: 1 data file + machine-readable documentation (PDF) + SAS data definition statements + SPSS data definition statements

Extent of processing: REFORM.DOC/ SCAN/ UNDOCCHK.PR/ MDATA.PR/ DDEF.ICPSR

Logical record length data format with SAS and SPSS data definition statements

rectangular file structure
982 cases
617 variables
1,923-unit-long record
1 record per case

Related publication:

Apao, W.K.

"Improving prison classification procedures: Application of an interaction model" (Final Report). Washington, DC: National Institute of Justice, 1987.

Austin, James

Prison crowding and forced releases in Illinois, 1979-1982

(ICPSR 8921)

This study was sponsored by the U.S. Dept. of Justice, National Institute of Justice. The grant number is 83-IJ-CX-K026.

Summary: These data were collected in the Illinois prison system where, in response to a prison overcrowding crisis, approximately two-thirds of the inmates released by the Illinois Dept. of Corrections (IDOC) were discharged prior to serving their expected sentences. This study was designed to evaluate the effects of an early release program on prisoners, prison populations, offense rates, local criminal justice systems, and the general public. The files contain extensive Federal Bureau of Investigation arrest history information and other personal and social indicators describing inmates released from the state prison system. Data are available for three comparison groups: (1) a sample of prisoners who served their regular sentences prior to the "forced release" program, (2) a group that served regular sentences after implementation of the program, and (3) a group of inmates who were released early under the program (i.e., before serving their full sentences). The "inmate jacket file," which is the comprehensive institutional file maintained for all inmates, contains variables for each inmate on social and personal characteristics, criminal conduct, prior release and return records, method of release, condition of supervision, and parole violation records. The arrest file includes variables that describe the type and number of charges at arrest, case disposition of each charge, probation length, incarceration length, admission and release dates, and release type.
Class IV

Universe: Inmates released from Illinois prisons between July 1979 and December 1982.

Sampling: A total of 1,600 inmates were randomly selected from the IDOC automatic in-

formation system's records of inmates released between July 1979 and December 1982. Of these, inmate jackets were located for 1,557 cases and arrest history information was available for 1,430 of the cases. Of the 1,557 inmates included in the study, 355 were released prior to June 1, 1980. The remaining 1,202 inmates were released during the operation of the program. Not all of these were early releases. Some inmates served their normal expected sentences.

Note: The unit of observation for Part 1, the Inmate Jacket File, is the individual inmate, while the unit of observation for the Arrest Rap Sheet file is the arrest.

Extent of collection: 2 data files

Logical record length data format

Part 1

Inmate jacket

rectangular file structure

1,557 cases

94 variables

310-unit-long record

1 record per case

Part 2

Arrest rap sheet

rectangular file structure

17,361 cases

22 variables

70-unit-long record

1 record per case

Related publication:

Austin, James, Barry Krisberg, and Paul Kitsky

"Using early release to relieve prison crowding: A dilemma in public policy." *Crime and Delinquency* 32 (1984), 405-502.

Austin, James

Reducing prison violence by more effective inmate management: An experiment field test of the prisoner management classification (PMC) system in Washington State, 1987-1988

(ICPSR 9665)

This study was sponsored by the U.S. Dept. of Justice, National Institute of Justice. The grant number is 87-IJ-CX-0004.

Summary: The purpose of this collection was to measure the extent to which the Prisoner Management Classification (PMC) system in Washington State improved overall operations of prison facilities and reduced safety risks to inmates and staff. Four primary issues were addressed: (1) To what extent the PMC reduces rates of assaults on staff and inmates, (2) To what extent the PMC reduces rates of other serious misconduct, (3) To what extent the PMC increases rates of inmate participation in work or vocational programs, and (4) To what extent the PMC enhances staff job satisfaction, morale, and staff performance. Information is included on outcome variables against which comparisons between the experimental and control groups can be made. For each correctional facility, figures were collected for the number of staff-inmate assaults, number of inmate-inmate assaults, number of suicides and suicide attempts, number of escapes and escape attempts, number of "serious" disciplinary incidents, number of total staff, number of inmates, number of security staff vacancies, rated capacity of the facility, number of staff transfers and reasons, and number of inmates involved in educational, vocational, and work programs. Demographic variables include date of birth, sex, and race. Additional information concerns the family structure of the inmates and conditions surrounding the inmates' lives prior to entering prison. Class IV

Universe: All persons admitted to the Washington Department of Corrections in 1987 and 1988.

Sampling: A random sample of inmates admitted to the Washington Department of Corrections and classified as medium-security risks.

Extent of collection: 7 data files

Extent of processing: CONCHK.PR
UNDOCCHK.PR

Card image data format, and logical record length data format (Part 6)

Part 1

Inmate characteristics data

rectangular file structure

500 cases

14 variables

80-unit-long record

1 record per case

Part 2

Work assignment data
rectangular file structure
840 cases
5 variables
80-unit-long record
1 record per case

Part 3

Disciplinary records data
rectangular file structure
759 cases
6 variables
80-unit-long record
1 record per case

Part 4

Assignment records data
rectangular file structure
724 cases
5 variables
80-unit-long record
1 record per case

Part 5

Housing assignment data
rectangular file structure
1,384 cases
5 variables
80-unit-long record
1 record per case

Part 6

Long interview data
rectangular file structure
310 cases
90 variables
106-unit-long record
1 record per case

Part 7

Short interview form
rectangular file structure
317 cases
48 variables
80-unit-long record
1 record per case

Austin, James, Michael Jones, and
Melissa Bolyard

**Evaluation of the Los Angeles County
Regimented Inmate Diversion (RID)
program, 1990-1991**

(ICPSR 6236)

This study was sponsored by the U.S. Dept.
of Justice, National Institute of Justice. The
grant number is 90-DD-CX-0055.

Summary: This data collection documents an evaluation of the Los Angeles County Sheriff's Regimented Inmate Diversion (RID) program conducted with male inmates who were participants in the program during September 1990-August 1991. The evaluation was designed to determine whether county-operated boot camp programs for male inmates were feasible and cost-effective. An evaluation design entailing both process and impact components was undertaken to fully assess the overall effects of the RID program on offenders and on the county jail system. The process component documented how the RID program actually operated in terms of its selection criteria, delivery of programs, length of participation, and program completion rates. Variables include demographic/criminal data (e.g., race, date of birth, marital status, employment status, income, arrest charge, bail and amount, sentence days, certificates acquired), historical state and county arrest data (e.g., date of crime, charge, disposition, probation time, jail time, type of crime), boot camp data (e.g., entry into and exit from boot camp, reason for exit, probation dates, living conditions, restitution order), drug history data (e.g., drug used, frequency, method), data on drug tests, and serious incidence data. The impact data were collected on measures of recidivism, program costs, institutional behavior, and RID's effect on jail crowding.

Universe: Male inmates of the Los Angeles County Sheriff's Regimented Inmate Diversion Program.

Sampling: Inmates admitted between September 1990 and June 1991 to the boot camp portion of the RID program comprised the experimental group of 544. A comparison control group consisted of 216 offenders who volunteered for RID and were screened and accepted into the program, but were not admitted into the program.

Note: In this hierarchical dataset, there are eight separate record types. The "I" level contains demographic/criminal data; the "BB" and "B" levels include state and county arrest data, respectively; the "K" level contains flag data for internal use; the "C" level contains the boot camp data; the "D" level is the drug history; the "W" level reflects the drug tests; and the "J" level is the serious incidence data. There are 28 variables and 760 cases for the "I" level, 10 variables and 4,353 cases for the "BB" level, 10 variables and 1,370 cases for the "B" level, 3 variables and 346 cases for the "K" level, 41 variables and 547 cases for

the "C" level, 6 variables and 604 cases for the "D" level, 5 variables and 511 cases for the "W" level, and 4 variables and 157 cases for the "J" level.

Extent of collection: 1 data file + machine-readable documentation (text) + SAS data definition statements + SPSS data definition statements

Extent of processing: CONCHK.PR/ MDATA/ UNDOCCHK.ICPSR/ RECODE

Logical record length data format with SAS and SPSS data definition statements

hierarchical file structure
75-unit-long record

Related publication:

Austin, James, Michael Jones, and Melissa Bolyard

"Assessing the impact of a county-operated boot camp: Evaluation of the Los Angeles County Regimented Inmate Diversion program" (Final Report). Washington, DC: National Institute of Justice, 1993.

Austin, James, and Barry Krisberg

Differential use of jail confinement in San Francisco, Los Angeles, and Yolo counties, 1981

(ICPSR 8920)

This study was sponsored by the U.S. Dept. of Justice, National Institute of Justice. The grant number is 81-IJ-CX-0068.

Summary: This study provides detailed information on inmate characteristics, length of time in jail, methods of release, conditions of release, disciplinary violations, and types of program participation while in jail. The file contains variables for each inmate, including information about inmates' demographic characteristics, current offenses, prior records, confinement conditions, disciplinary problems, and nature and time of disposition. Class IV

Universe: Sentenced and unsentenced inmates of jails in three California counties: San Francisco, Los Angeles, and Yolo, a representative county.

Sampling: Sampling procedures vary by group and location: (1) Unsentenced inmates

— A systematic sample drawn at the point of booking at jail. Sampling fractions vary by jurisdiction. (2) Unsentenced inmates held more than 72 hours — Systematic samples with sampling fractions that vary by jurisdiction were drawn at the point of booking. Those who had not been taken in the first sample and who met the 72-hour criterion were taken. (3) Sentenced sample — Inmates in the sentenced group were sampled at the time of release from jail. Sampling fractions vary by jurisdictions. A total of 700 inmates was selected at each site over a 12-month period. Each sampled group contained between 200 and 300 inmates.

Note: A table in the codebook provides general information for each site: population characteristics, jail characteristics, crime and arrest rates, type of residency, average daily jail population, annual jail admissions, proportion pretrial, Federal Bureau of Investigation indexed crime rates, and felony arrest rates.

Extent of collection: 1 data file

Card image data format

rectangular file structure
2,103 cases
95 variables
80-unit-long record
3 records per case

Related publications:

Austin, James, and Barry Krisberg

"Differential use of jail confinement in California" (Executive Summary). San Francisco, CA: National Council on Crime and Delinquency, 1984.

Austin, James, and Barry Krisberg

"Differential use of jail confinement in California" (Final Report). San Francisco, CA: National Council on Crime and Delinquency, 1984.

Austin, James, and Barry Krisberg

Supervised pretrial release programs, 1979–1982: Miami, Milwaukee, and Portland

(ICPSR 8919)

This study was sponsored by the U.S. Dept. of Justice, National Institute of Justice. The grant number is 80-IJ-CX-K014.

Summary: This data collection effort was designed to assess the effects of different types of supervised pretrial release (SPR). Four major types of effects were examined: (1) defendants' behaviors while awaiting trial (failure to appear and arrests for new offenses), (2) the costs of SPR to victims and the criminal justice system, (3) pretrial release practices, and (4) jail populations. This study provides detailed information for a selected group of defendants awaiting trial on criminal histories and arrests while awaiting trial. Data are also available on services provided between arrest and disposition. The study produced four different databases. The first, Supervised Release Information System (SRIS), contains intake information on current arrest, criminal record, socioeconomic status, ties with the community, contact with mental health and substance abuse facilities, and pretrial release decisions. The release section of this database contains information on program, personal characteristics at termination, criminal charges at disposition, and new charges resulting from arrests while under pretrial status. The Arrest Database includes variables on type and number of crimes committed by SPR defendants, property costs to victims, personal injury costs, and court disposition for each offense. The Retrospective Database supplies variables on charges filed and method of release, personal characteristics, length of pretrial incarceration, bail, whether the defendant was rebooked during the pretrial period, charge at disposition, sentence, total court appearances, and total failures to appear in court (FTAs). The Jail Population Database contains monthly counts of jail population and average daily population. The unit of observation for the Arrest Database is the arrest, and the unit of observation for the Jail Population Database is the month. Not all of the files provided by the principal investigators are completely documented. Also, the number of records for some files is greater than the number expected for unknown reasons. For three of the files, a separate file is provided with duplicate records only.

Extent of collection: 11 data files

Card image data format

Parts 1 and 2

Master intake and duplicated intake
 rectangular file structure
 3,232 and 8 cases
 59 variables
 80-unit-long record
 6 records per case

Parts 3 and 4

Master release and duplicated release
 rectangular file structure
 1,699 and 2 cases
 85 variables
 80-unit-long record
 9 records per case

Part 5

Merged intake and release
 rectangular file structure
 1,672 cases
 141 variables
 80-unit-long record
 15 records per case

Part 6

Arrest data
 rectangular file structure
 245 cases
 115 variables
 80-unit-long record
 11 records per case

Parts 7 and 8

Retrospective data and duplicated retrospective data
 rectangular file structure
 2,415 and 28 cases
 52 variables
 80-unit-long record
 5 records per case

Part 9

Miami jail data
 rectangular file structure
 34 cases
 9 variables
 80-unit-long record
 1 record per case

Part 10

Milwaukee jail data
 rectangular file structure
 20 cases
 4 variables
 80-unit-long record
 1 record per case

Part 11

Portland jail data
 rectangular file structure
 23 cases
 2 variables
 80-unit-long record
 1 record per case

Related publications:

Austin, James, Barry Krisberg, and Paul Litsky

"Evaluation of the field test of supervised pretrial release" (Final Report). San Francisco, CA: National Council on Crime and Delinquency, 1984.

Austin, James, Barry Krisberg, and Paul Litsky

"Supervised pretrial release test design evaluation" (Executive Summary). San Francisco, CA: National Council on Crime and Delinquency, 1984.

Austin, James, and Paul Litsky

"Evaluation of pretrial supervised release program: Final evaluation design report." San Francisco, CA: National Council on Crime and Delinquency, 1984.

Baugh, Dennis G., et al.

National assessment of gangs in correctional facilities, 1992

(ICPSR 6147)

This study was sponsored by the U.S. Dept. of Justice, National Institute of Justice. The grant number is 91-IJ-CX-0026.

Summary: This study sought to identify and examine current policies and strategies for controlling prison gangs and to determine the ways in which correctional facilities were dealing with gangs in their institutions. Respondents to the mail survey included 55 local jail systems and 52 state prison systems (the 50 state Departments of Corrections, the District of Columbia, and the Federal Bureau of Prisons). The survey question text used the term "security threat group" (STG), which was defined as "two or more inmates, acting together, who pose a threat to the security or safety of staff/inmates and/or are disruptive to programs and/or to the orderly management of the facility/system," rather than the generic term "gang." Data contain information on total inmate population; number of STGs; number of inmates identified as confirmed, suspected, associate, and drop-out members of STGs; total incidents of violence; number of violent incidents by STG members; management strategies to deal with gangs; and names of STGs known to be present within the system.

Universe: Federal, state, and local correctional facilities in the United States.

Sampling: Prison and local jail systems were identified through the American Jail Association's (AJA) 1991 directory, *Who's Who in Jail Management*. All 50 state prison systems, the District of Columbia, the Federal Bureau of Prisons, and all 43 mega-jail systems identified through the AJA directory were included in the survey. For each of the small, medium, and large systems, 10 jail systems were randomly selected from each group.

Note: Seven on-site visits were also conducted as part of this study. Information collected from these on-site visits is provided in textual format in the study's Final Report to the National Institute of Justice.

Extent of collection: 1 data file + machine-readable documentation (text) + SAS data definition statements + SPSS data definition statements + data collection instrument

Extent of processing: REFORM.DATA/ SCAN/ UNDOCCHK.ICPSR/ MDATA.ICPSR/ CDBK.ICPSR/ DDEF.ICPSR

Logical record length data format with SAS and SPSS data definition statements

rectangular file structure
107 cases
148 variables
730-unit-long record
2 records per case

Related publication:

American Correctional Association

"Gangs in correctional facilities: A national assessment" (Final Report). U.S. Dept. of Justice. Washington, DC: National Institute of Justice, 1993.

Baumer, Terry L., and Robert I. Mendelsohn

Electronic monitoring of nonviolent convicted felons: An experiment in home detention in Marion County, Indiana, 1986-1988

(ICPSR 9587)

This study was sponsored by the U.S. Dept. of Justice, National Institute of Justice. The grant number is 86-IJ-CX-0041.

Summary: The purpose of this collection was to provide information about home detention monitoring systems and to evaluate their ef-

fectiveness. The principal investigators sought to determine (1) whether electronic monitoring systems relieved some of the burdens associated with manual monitoring of home detention, such as making telephone calls and field visits; (2) how home detention affected the lifestyles of offenders; (3) whether the methods of monitoring influenced offender behavior during the program; (4) how electronic monitoring differed from manual monitoring in terms of supervision of the offenders; (5) how offenders reacted to electronic monitoring; (6) how offenders' families reacted to electronic monitoring; and (7) whether the method of monitoring influenced the probability of an arrest or subsequent contact with the criminal justice system after release from the program. Part 1 contains demographic information, such as age, race, marital status, number of children, living arrangements, employment, and education for each offender. Also included is information on the offense leading to the current case, including numbers and types of charges and convictions for both felonies and misdemeanors, recommendations and judicial disposition for the current case, and information on the criminal history of the offender. Part 2 contains data from the intake interview with the offender, such as information on the offender's family, living arrangements, education, employment, past alcohol and drug use, and expectations for the home detention program and monitoring procedures. Part 3 contains information collected in the exit interview and is similar in content to Part 2. Part 4 contains information on the program delivery (type of release from the program, violations of the program, results of tests for alcohol and drug use, errand time, payment, contacts with offenders, and the characteristics and results of the contacts with electronically monitored offenders). Part 5 is a check of criminal histories of offenders for at least one year after their release from the program.

Class IV

Universe: Offenders on probation in Marion County, Indiana.

Sampling: This study employed a randomized field experiment design in which 154 offenders participated in a program of home detention as a condition of their probation. Offenders eligible for the experiment were those who had been charged with nonviolent suspendable felonies or misdemeanors, had a median length of sentence of 180 days, were clients of the Marion County Community Corrections Agency, had suspended sen-

tences assigned to home detention as a condition of probation, and had a telephone. The 154 offenders were randomly assigned to one of two methods of monitoring: half were monitored manually through a system of telephone calls and field contacts, and half were monitored electronically with a "programmed" system of contacts.

Extent of collection: 5 data files + machine-readable documentation (text)

Card image data format

Part 1
Basic offender and offense data
 rectangular file structure
 154 cases
 145 variables
 80-unit-long record
 3 records per case

Part 2
Offender intake interview
 rectangular file structure
 154 cases
 78 variables
 80-unit-long record
 2 records per case

Part 3
Offender exit interview
 rectangular file structure
 154 cases
 59 variables
 80-unit-long record
 2 records per case

Part 4
Program delivery information
 rectangular file structure
 154 cases
 57 variables
 80-unit-long record
 2 records per case

Part 5
Criminal histories
 rectangular file structure
 154 cases
 154 variables
 80-unit-long record
 7 records per case

Related publications:
 Baumer, Terry L., and Robert I. Mendelsohn
 "Correctional goals and home detention: A preliminary empirical assessment." Paper presented at the annual meeting of the American Society of Criminology, 1988.

Baumer, Terry L., and M. Maxfield
"Home detention with electronic monitoring: Comparing pretrial and postconviction programs." *Crime and Delinquency* 36 (1990), 521-536.

Bell, Raymond, et al.

Learning deficiencies among adult inmates, 1982: Louisiana, Pennsylvania, and Washington

(ICPSR 8359)

This study was sponsored by the U.S. Dept. of Justice, National Institute of Justice. The grant number is 81-IJ-CX-0014.

Summary: The National Institute of Justice sponsored this study of 1,065 prison inmates in Louisiana, Pennsylvania, and Washington. Respondents were administered an academic achievement test, the Tests of Adult Basic Education, and an individual intelligence test, the Wechsler Adult Intelligence Scale-Revised (WAIS-R). Other screening tests were also given to certain respondents, including the Mann-Suiter Disabilities Screening Test and the Adaptive Behavior Checklist. Data for each inmate includes offenses committed, prior institutionalization, juvenile adjudication, years of formal education, academic and vocational participation while incarcerated, previous diagnoses, childhood home situation, death of parents, number of siblings, and any childhood problems. Information on demographic characteristics, such as age, sex, race, employment history, and physical condition, is available for each respondent.

Universe: Inmates from nine prisons in Louisiana, Pennsylvania, and Washington.

Sampling: A total of 1,065 inmates volunteered to participate in the study.

Note: This is a hierarchical dataset with eight record types for 1,065 cases. Record 1 contains data from the WAIS-R test in 23 variables. Record 2 contains information collected from the subjects during the WAIS-R test in 10 variables. Record 3 contains results from the Mann-Suiter Learning Disabilities test in 13 variables. Record 4 contains the results from the Adaptive Behavior Checklist in 8 variables. Record 5 contains data gathered from institutional records on the respondents in 16 variables. Record 6 has 23 variables and is a continuation of Record 5. Record 7 contains age-normed scores on the 11 sub-

tests of the WAIS-R in 12 variables, and Record 8 contains subtest scores and total scores from the Tests of Adult Basic Education in 10 variables. Users should note that some cases do not contain data for all eight records. Records are sequenced by record type within the file.

Extent of collection: 1 data file + machine-readable documentation (PDF)

Extent of processing: REFORM.DOC/ SCAN/

Logical record length data format

hierarchical file structure
100-unit-long record

Bourque, Blair B., Daniel B. Felker, Mei Han, and Richard N. White

Evaluation of boot camps for juvenile offenders in Cleveland, Denver, and Mobile, 1992-1993

(ICPSR 6922)

This study was sponsored by the U.S. Dept. of Justice, National Institute of Justice. The grant number is 92-DD-CX-K043.

Summary: Boot camps, a popular alternative to standard correctional facilities, are characterized by a strong emphasis on military structure, drill, and discipline and by an abbreviated period of incarceration. In 1990, the Office of Juvenile Justice and Delinquency Prevention (OJJDP) launched a demonstration program to develop boot camp models for juveniles and to test the feasibility and appropriateness of their implementation. In September 1991, three groups received awards to develop and implement boot camps as intermediate sanctions: the Cuyahoga County Court of Common Pleas in Cleveland, Ohio; the Colorado Division of Youth Services in Denver, Colorado; and the Boys and Girls Clubs of Greater Mobile, Alabama. Simultaneously, the National Institute of Justice sponsored an evaluation of the implementation of the demonstration programs, focusing on the experiences of youths who entered the program during the first year of operation, from 1992 to 1993. This collection contains data from the program evaluation conducted on these three boot camps during the first year. The core of the assessment was a management information system that captured administrative data as the offenders progressed through the demonstration pro-

gram. At intake, researchers collected demographic, criminal, and family and social information. Demographic information collected at intake includes age, race, education, and employment. Criminal data covers criminal history, current offense, and case information, while family and social history variables include whether the youths' parents had a criminal record, whether their family received public assistance, and whether they had delinquent friends, delinquent siblings, discipline problems at home or school, or a history of psychological problems. At the beginning and end of the boot camp term, staff rated the youths' performance on educational and behavioral measures. The youths were also surveyed about the rules of boot camp, their opinions of instructors, and their self-esteem, drug and alcohol use, and criminal behavior. At the end of the first 90 days (the residential period), data were collected on the date of graduation, infractions during boot camp, honors or awards, and special services received. Five months after graduation, youths were evaluated on their aftercare experiences. Some sites supplemented the basic management information with data collected on educational performance, employment history and expectations, physical fitness, and youth attitudes.

Universe: Young male delinquents in Cleveland, Denver, and Mobile.

Sampling: Random assignment of eligible participants.

Note: The principal investigators conducted another boot camp evaluation under the same grant from the National Institute of Justice. The scope and methods of the other evaluation differed significantly from this study, and therefore it is archived under a different study number. Users should consult **Evaluation of the first incarceration shock treatment (FIST) program for youthful offenders in Kentucky, 1993–1994** (ICPSR 2698) for further information about this evaluation.

Extent of collection: 21 data files + machine-readable documentation (PDF) + SAS data definition statements + SPSS data definition statements

Extent of processing: DDEF.ICPSR/ SCAN/ CDBK.ICPSR/ UNDOCHK.ICPSR/ MDATA.ICPSR

Logical record length data format with SAS and SPSS data definition statements

- Part 1: **Cleveland intake data**
- Part 2: **Cleveland criminal history data**
- Part 3: **Cleveland exit data**
- Part 4: **Cleveland aftercare data**
- Part 5: **Cleveland program completion coding data**
- Part 6: **Cleveland education data**
- Part 7: **Cleveland baseline data**
- Part 8: **Cleveland physical fitness data**
- Part 9: **Denver intake data**
- Part 10: **Denver criminal history data**
- Part 11: **Denver exit data**
- Part 12: **Denver aftercare data**
- Part 13: **Denver program completion coding data**
- Part 14: **Mobile intake data**
- Part 15: **Mobile criminal history data**
- Part 16: **Mobile exit data**
- Part 17: **Mobile aftercare data**
- Part 18: **Mobile program completion coding data**
- Part 19: **Mobile education data**
- Part 20: **Cleveland, Denver, and Mobile staff rating data**
- Part 21: **Cleveland, Denver, and Mobile youth rating data**

rectangular file structure
48 to 990 cases per part
6 to 53 variables per part
18- to 135-unit-long record
1 record per case

Related publications:

Bourque, Blair B., Roberta C. Cronin, Frank R. Pearson, Daniel B. Felker, Mei Han, and Sarah M. Hill

"Boot camps for juvenile offenders: An implementation evaluation of three demonstration programs" (Final Report). Washington, DC: National Institute of Justice, 1995.

Bourque, Blair B., Daniel B. Felker, Mei Han, and Richard N. White

"An implementation evaluation of the first incarceration shock treatment program: A boot camp for youthful offenders in Kentucky" (Final Report). Washington, DC: National Institute of Justice, 1996.

Bourque, B., M. Han, and S. Hill

"An inventory of aftercare provisions for 52 boot camp programs" (Final Report). Washington, DC: National Institute of Justice, 1996.

Bourque, Blair B., Daniel B. Felker,
Mei Han, and Richard N. White

**Evaluation of the first incarceration
shock treatment (FIST) program for
youthful offenders in Kentucky,
1993-1994**

(ICPSR 2698)

This study was sponsored by the U.S. Dept. of Justice, National Institute of Justice. The grant number is 93-IJ-CX-0036.

Summary: Boot camps, a popular alternative to incarceration, are characterized by a strong emphasis on military structure, drill, and discipline and by an abbreviated period of incarceration. Originally designed for young, adult, male offenders convicted of nonviolent crimes, boot camps have been expanded to encompass juveniles and women as well. In 1992 the Bureau of Justice Assistance funded three agencies to develop correctional boot camps for young offenders, and simultaneously, the National Institute of Justice supported an evaluation of these camps. By October 1993 the only operational boot camp of the three selected sites was the Kentucky Department of Corrections' First Incarceration Shock Treatment (FIST) program. This data collection is an evaluation of the first 18 months of operation of FIST from July 1993 through December 1994. The primary goal of this evaluation was to document the development of the Kentucky boot camp, the characteristics and experiences of the youthful offenders participating in it, and any changes in participants' attitudes and behaviors as a result of it. The evaluation consisted of an extensive case study, supplemented by pre- and post-test comparisons of boot camp offenders' attitudes, physical fitness, and literacy skills, descriptive information about their engagement in legitimate activities during aftercare, and an assessment of the rates, timing, and sources of program attrition. Variables in this collection include entrance and exit dates, sentence, crime type and class, pre- and post-program test scores in math, reading, and language skills, and demographic variables such as age, race, sex, and marital status.

Universe: Youthful nonviolent offenders in Kentucky.

Sampling: Eight cohorts of participants entering FIST in 1993 and 1994.

Note: (1) Due to a data collection error, most of the data collected for this study were not preserved in electronic format. The variables present in this collection were hand-calculated by the principal investigators. (2) The same principal investigators conducted other boot camp evaluations under the same grant from the National Institute of Justice. The scope and methods of the other evaluations differed significantly from this Kentucky study, and therefore they are archived under a different study number. Users should consult **Evaluation of boot camps for juvenile offenders in Cleveland, Denver, and Mobile, 1992-1993** (ICPSR 6922) for further information about these evaluations.

Extent of collection: 1 data file + machine-readable documentation (PDF) + SAS data definition statements + SPSS data definition statements

Extent of processing: CDBK.ICPSR/ SCAN/ DDEF.ICPSR/ REFORM.DATA/ MDATA.ICPSR/ UNDOCCHK.ICPSR

Logical record length data format with SAS and SPSS data definition statements

rectangular file structure
185 cases
21 variables
61-unit-long record
1 record per case

Related publications:
Bourque, Blair B., Daniel B. Felker, Mei Han, and Richard N. White.

"An implementation evaluation of the first incarceration shock treatment program: A boot camp for youthful offenders in Kentucky" (Final Report). Washington, DC: National Institute of Justice, 1996.

Bourque, B., R. Cronin, F. Pearson, D. Felker, M. Han, and S. Hill.

"Boot camps for juvenile offenders: An implementation evaluation of three demonstration programs" (Final Report). Washington, DC: National Institute of Justice, 1996.

Bourque, B., M. Han, and S. Hill.

"An inventory of aftercare provisions for 52 boot camp programs" (Final Report). Washington, DC: National Institute of Justice, 1996.

Bradshaw, Richard Alfred

Cross-validation of the Iowa offender risk assessment model in Michigan, 1980-1982

(ICPSR 9236)

This study was sponsored by the U.S. Dept. of Justice, National Institute of Justice. The grant number is 85-IJ-CX-0035.

Summary: These data were collected in an attempt to crossvalidate the 1984 and 1985 versions of the Iowa model for assessing risk of offending while on parole by applying the model to a Michigan sample of male parolees over a follow-up period of two and one-half years. Different measures of predictors such as prior criminal history, current offense, substance abuse history, age, and recidivism on parole are available. The first file contains information on parolees such as demographic characteristics, drug use history, prior criminal history, risk scores, and parole history. The second file includes parolees' detailed criminal histories including the total number of violent and nonviolent felony arrests and dates, and charges and dispositions of each arrest with a maximum of eight arrests.

Class IV

Universe: Male parolees in the state of Michigan in 1980.

Sampling: A random sample of 676 male parolees was selected from the population of 4,084 inmates released on parole by the Michigan Parole Department during calendar year 1980.

Extent of collection: 2 data files

Card image data format

Part 1

Parolees file
rectangular file structure
676 cases
38 variables
80-unit-long record
1 record per case

Part 2

Crimes file
rectangular file structure
617 cases
112 variables
80-unit-long record
6 records per case

Related publication:

Bradshaw, R.A.

"Multivariate actuarial prediction of felonious recidivism of male parolees: Comparative cross-validation of two risk assessment models on a Michigan sample." Unpublished dissertation, Michigan State University, 1986.

Bureau of Justice Statistics,
U.S. Dept. of Justice

Capital punishment in the United States series

This series provides annual data on prisoners under a sentence of death and on those whose offense sentences were commuted or vacated during the years indicated. Information is supplied on basic sociodemographic characteristics such as age, sex, race, ethnicity, marital status at time of imprisonment, level of education, and state of incarceration. Criminal history data include prior felony convictions for criminal homicide and legal status at the time of the capital offense. Additional information is available for inmates removed from death row by yearend of the last year indicated and for inmates who were executed. The data are in logical record length format with SAS and SPSS data definition statements.

Universe: All inmates on death row since 1972 in the United States.

Note: The inmate identification numbers were assigned by the Bureau of Census and have no purpose outside these data collections.

Related publications:

Bureau of Justice Statistics

"Correctional populations in the United States." Washington, DC: U.S. Government Printing Office, annual.

Bureau of Justice Statistics

Capital punishment. Washington, DC: U.S. Government Printing Office, annual.

Capital punishment in the United States, 1973-1987

(ICPSR 9210)

Note: (1) Information in this dataset collected prior to 1972 is in many cases incomplete

and reflects vestiges in the reporting process. (2) Users should note that Part 1, the Combined File, contains duplicate identification numbers due to changes in the status of some inmates. These identification numbers were assigned by the Bureau of the Census and have no purpose outside this dataset.

Extent of collection: 3 data files + machine-readable documentation (text) + OSIRIS dictionaries + SAS data definition statements + SPSS data definition statements + machine-readable frequencies

Extent of processing: CDBK.ICPSR/ RECODE/ DDEF.ICPSR/ MDATA.ICPSR/ UNDOCCHK.ICPSR

Part 1

Combined file

rectangular file structure
3,842 cases
36 variables
65-unit-long record
1 record per case

Part 2

Historical file

rectangular file structure
1,743 cases
36 variables
65-unit-long record
1 record per case

Part 3

Current file

rectangular file structure
2,099 cases
36 variables
65-unit-long record
1 record per case

Capital punishment in the United States, 1973–1988

(ICPSR 9337)

Note: Information collected prior to 1972 is in many cases incomplete and reflects vestiges in the reporting process.

Extent of collection: 2 data files + machine-readable documentation (text) + OSIRIS dictionary + SAS data definition statements + SPSS data definition statements

Extent of processing: CDBK.ICPSR/ DDEF.ICPSR/ MDATA.ICPSR/ UNDOCCHK.ICPSR

Part 1

Current file

rectangular file structure
2,263 cases
36 variables
64-unit-long record
1 record per case

Part 2

Historical file

rectangular file structure
1,893 cases
36 variables
64-unit-long record
1 record per case

Capital punishment in the United States, 1973–1989

(ICPSR 9507)

Extent of collection: 2 data files + machine-readable documentation (text) + OSIRIS dictionaries + SAS data definition statements + SPSS data definition statements

Extent of processing: UNDOCCHK.ICPSR/ MDATA

Part 1

Historical file

rectangular file structure
2,057 cases
37 variables
66-unit-long record
1 record per case

Part 2

Current file

rectangular file structure
2,368 cases
37 variables
66-unit-long record
1 record per case

Capital punishment in the United States, 1973–1990

(ICPSR 9819)

Extent of collection: 1 data file + machine-readable documentation (text) + SAS data definition statements + SPSS data definition statements + data collection instrument

Extent of processing: CDBK.ICPSR/ RECODE/ DDEF.ICPSR/ MDATA.ICPSR/ UNDOCCHK.ICPSR

rectangular file structure
4,689 cases
37 variables
67-unit-long record
1 record per case

Capital punishment in the United States, 1973–1991

(ICPSR 6514)

Extent of collection: 1 data file + machine-readable documentation (text) + SAS data definition statements + SPSS data definition statements + data collection instrument

Extent of processing: MDATA.PR/ RECODE/ UNDOCCHK.ICPSR

rectangular file structure
4,975 cases
37 variables
67-unit-long record
1 record per case

Capital punishment in the United States, 1973–1992

(ICPSR 6513)

Extent of collection: 1 data file + machine-readable documentation (text) + SAS data definition statements + SPSS data definition statements + data collection instrument

Extent of processing: MDATA.PR/ RECODE/ UNDOCCHK.ICPSR

rectangular file structure
5,255 cases
37 variables
67-unit-long record
1 record per case

Capital punishment in the United States, 1973–1993

(ICPSR 6512)

(included on CD-ROM CD0014)

Extent of collection: 1 data file + machine-readable documentation (text) + SAS data

definition statements + SPSS data definition statements + data collection instrument

Extent of processing: MDATA.PR/ RECODE/ UNDOCCHK.ICPSR

rectangular file structure
5,555 cases
37 variables
67-unit-long record
1 record per case

Capital punishment in the United States, 1973–1994

(ICPSR 6691)

Extent of collection: 1 data file + machine-readable documentation (PDF) + SAS data definition statements + SPSS data definition statements

Extent of processing: MDATA.PR/ DDEF.ICPSR/ CDBK.ICPSR/ REFORM.DATA/ UNDOCCHK.ICPSR/ RECODE/ REFORM.DOC

rectangular file structure
5,886 cases
37 variables
67-unit long record
1 record per case

Capital punishment in the United States, 1973–1995

(ICPSR 6956)

Extent of collection: 1 data file + machine-readable documentation (PDF) + SAS data definition statements + SPSS data definition statements

Extent of processing: MDATA.PR/ UNDOCCHK.ICPSR/ RECODE/ REFORM.DOC/ DDEF.ICPSR/ CDBK.ICPSR/ REFORM.DATA

rectangular file structure
6,228 cases
37 variables
67-unit long record
1 record per case

Capital punishment in the United States, 1973–1996

(ICPSR 2736)

Extent of collection: 1 data file + machine-readable documentation (PDF) + SAS data definition statements + SPSS data definition statements

Extent of processing: MDATA.PR/ RECODE/ UNDOCCHK.ICPSR/ REFORM.DOC/ DDEF.ICPSR/ CDBK.ICPSR/ REFORM.DATA

rectangular file structure
6,542 cases
37 variables
81-unit long record
1 record per case

Capital punishment in the United States, 1973–1997

(ICPSR 2737)

Extent of collection: 1 data file + machine-readable documentation (PDF) + SAS data definition statements + SPSS data definition statements + data collection instruments

Extent of processing: MDATA.PR/ RECODE/ UNDOCCHK.ICPSR/ REFORM.DOC/ DDEF.ICPSR/ CDBK.ICPSR/ REFORM.DATA

rectangular file structure
6,819 cases
37 variables
81-unit long record
1 record per case

Capital punishment in the United States, 1973–1998

(ICPSR 2977)

Note: The codebook and data collection instrument are provided by ICPSR as a Portable Document Format (PDF) file.

Extent of collection: 1 data file + machine-readable documentation (PDF) + SAS data definition statements + SPSS data definition statements

Extent of processing: MDATA.PR/ RECODE/ UNDOCCHK.ICPSR/ REFORM.DOC/ DDEF.ICPSR/ CDBK.ICPSR/ REFORM.DATA

rectangular file structure
7,123 cases
37 variables
71-unit-long record
1 record per case

Capital punishment in the United States, 1973–1999

(ICPSR 3201)

Extent of collection: 1 data file + machine-readable documentation (PDF) + SAS data definition statements + SPSS data definition statements

Extent of processing: MDATA.PR/ UNDOCCHK.ICPSR/ RECODE/ REFORM.DOC/ DDEF.ICPSR/ CDBK.ICPSR/ REFORM.DATA

Logical record length data format with SAS and SPSS data definition statements

rectangular file structure
7,416 cases
37 variables
71-unit-long record
1 record per case

Bureau of Justice Statistics,
U.S. Dept. of Justice

Census of state adult correctional facilities series

This series of studies contains a descriptive analysis of confinement facilities and state-operated community-based correctional facilities nationwide. The census included prisons; prison farms; reception, diagnostic, and classification centers; road camps; forestry and conservation camps; youthful offender facilities (except in California); vocational training facilities; and correctional drug and alcohol treatment facilities. Variables include physical security, age of facilities, functions of facilities, programs, inmate work assignments, staff employment, facilities under court order/consent decree for conditions of confinement, capital and operating expenditures, custody level of residents/inmates, one-day and average daily population counts, race/ethnicity of inmates, inmate work assignments, inmate deaths, special inmate counts, and assaults and incidents by inmates. The institution is the unit of analysis. Unlike the previous censuses, all respon-

dents in 1995 were sent the same survey form.

Universe: All United States correctional facilities staffed and administered by state and/or federal employees, primarily for state and/or federal prisoners, and functionally distinct in a separate physical location under the administration of their own warden, superintendent, director, or other administrator.

Note: See also **Survey of inmates of state correctional facilities and census of state adult correctional facilities, 1974** (ICPSR 7811).

Related publications:

Bureau of Justice Statistics

"Census of state correctional facilities, 1979: Advance report." NCJ-25642.

Washington, DC: U.S. Government Printing Office, 1979.

Bureau of Justice Statistics

Drug enforcement and treatment in prisons, 1990. Washington, DC: U.S. Government Printing Office, July 1992.

Census of state adult correctional facilities, 1979

(ICPSR 7852)

Extent of collection: 1 data file + machine-readable documentation (text) + SAS data definition statements + SPSS data definition statements + OSIRIS dictionary

Extent of processing: CDBK.ICPSR/ RECODE/ MDATA.ICPSR/ DDEF.ICPSR/ UNDOCCHK.ICPSR

Logical record length data format with SAS and SPSS data definition statements

rectangular file structure

791 cases

493 variables

1,333-unit-long record

1 record per case

Census of state adult correctional facilities, 1984

(ICPSR 8444)

Note: Limitations on capital expenditures, race, ethnicity, and population movement exist in the data and are documented thoroughly.

Extent of collection: 1 data file + machine-readable documentation (text) + OSIRIS dictionary + SAS data definition statements + SPSS data definition statements

Extent of processing: CDBK.ICPSR/ RECODE/ MDATA.ICPSR/ DDEF.ICPSR/ UNDOCCHK.ICPSR

Logical record length data format with SAS and SPSS data definition statements

rectangular file structure

903 cases

759 variables

2,154-unit-long record

1 record per case

Census of state and federal adult correctional facilities, 1990

(ICPSR 9908)

Summary: An addendum on drug control activities in state and federal facilities was included for the first time in the 1990 census. Facilities were asked to provide information on the following: procedures used with inmates/residents, visitors, and staff to keep out illegal drugs and drug paraphernalia; inmate/resident drug-testing practices, including the criteria for testing inmates/residents; the number of inmates/residents tested in total and by specific drug and the number positive; staff drug testing, including groups and basis for testing, number tested, and procedures when tests were positive and capacity and enrollment in various types of drug treatment and intervention programs.

Sampling: Data were collected from 957 state prison facilities, 250 state community-based facilities, and 80 federal prisons operating on June 29, 1990.

Note: When all prisons in the census did not provide data on particular variables, estimated figures were used where indicated.

Total figures were estimated by multiplying the known or reported numbers by the ratio of the total relevant population to the reported population. All figures were estimated independently and total estimates were therefore larger than the sum of all subgroup estimates. The total population figure used in the projections varied, depending upon which figure was most appropriate. The two available population figures are the average daily population and the prison count on the reference day for the census, June 29, 1990. For

drug testing, the basis for estimation was the average daily population, and for drug treatment capacity and enrollment, the basis was the one-day count.

Extent of collection: 1 data file + machine-readable documentation (PDF) + SAS data definition statements + SPSS data definition statements + data collection instrument

Extent of processing: RECODE/ MDATA/
CONCHK.ICPSR/ UNDOCCHK.ICPSR

Logical record length and card image data formats with SAS and SPSS data definition statements

rectangular file structure
1,287 cases
841 variables
2,218-unit-long record
30 records per case

Census of state and federal adult correctional facilities, 1995

(ICPSR 6953)

Sampling: Data were collected from 125 federally-authorized prisons and 1,375 state-authorized facilities operating on June 30, 1995.

Extent of collection: 1 data file + machine-readable documentation (PDF) + SAS data definition statements + SPSS data definition statements

Extent of processing: CDBK.ICPSR/ SCAN/
CONCHK.PR/ DDEF.ICPSR/ REFORM.DOC/
UNDOCCHK.PR/ UNDOCCHK.ICPSR

Logical record length data format with SAS and SPSS data definition statements

rectangular file structure
1,500 cases
266 variables
1,189-unit-long record
1 record per case

Office of Juvenile Justice and Delinquency Prevention, U.S. Dept. of Justice/ Bureau of Justice Statistics, U.S. Dept. of Justice

Children in custody series

The **Juvenile detention and correctional facility census** was designed by the Department of Health, Education, and Welfare and the Bureau of Justice Statistics (BJS) and was conducted by BJS during 1971–1975 using data from the United States Bureau of the Census. From 1977 on, the studies have been carried out by the Office of Juvenile Justice and Delinquency Prevention (OJJDP). In 1993 the series name was changed to **Census of public and private juvenile detention, correctional, and shelter facilities**. The census covers juvenile detention and correctional facilities operated by state or local governments. Each is classified into one of six categories: detention centers; shelters; reception or diagnostic centers; training schools; ranches, forestry camps, and farms; and halfway houses and group homes. Data include information such as state, county, and city identification; level of government responsible for the facility; type of agency and agency identification; resident population by sex, age range, detention status, and offense; average length of stay; number of admissions and discharges by type and sex; resident population by detention status and sex; number of residents adjudged delinquent or declared in need of supervision by type of offense and sex; number of full- and part-time staff and vacancies by type of position and payroll status; expenditures; age and capacity of facility; and programs and services available. For data from 1988 on, residential programs and group homes were included in the census if they housed three or more residents, if at least 50 percent of the residents were juveniles, and if accused or adjudicated delinquents and status offenders constituted at least 1 percent of their average daily population. In California, however, all California Youth Authority facilities were included in the census. Juvenile facilities operated as part of adult jails were excluded, as were nonresidential facilities, facilities exclusively for drug or alcohol abusers or nonoffenders, and federal juvenile correctional facilities. Class II

Related publications:

Statistics Division, National Criminal Justice Information and Statistics Service

"Children in custody: Advance report on the juvenile detention and correctional fa-

cility census." Washington, DC: U.S. Government Printing Office, annual.
Statistics Division, National Criminal Justice Information and Statistics Service
"Children in custody: Final report on the juvenile detention and correctional facility census." Washington, DC: U.S. Government Printing Office, annual.

Bureau of Justice Statistics,
U.S. Dept. of Justice

Juvenile detention and correctional facility census, 1971

(ICPSR 7637)

This data collection includes facilities that were in operation in October 1971, and had been in operation at least a month prior to June 30, 1971, and had a resident population of at least 50 percent juveniles. There are 722 records, one for each facility. Data and documentation were prepared by the Center for Advanced Computation, University of Illinois, Urbana.

Bureau of Justice Statistics,
U.S. Dept. of Justice

Juvenile detention and correctional facility census, 1973

(ICPSR 7639)

Extent of collection: 1 data file + machine-readable documentation (text) + SAS data definition statements + SPSS data definition statements

Extent of processing: CDBK.ICPSR/ RECODE/ DDEF.ICPSR/ MDATA.ICPSR/ UNDOCCHK.ICPSR

Logical record length data format and card image with SAS and SPSS data definition statements

rectangular file structure
794 cases
225 variables
587-unit-long record
8 records per case

Bureau of Justice Statistics,
U.S. Dept. of Justice

Juvenile detention and correctional facility census, 1974

(ICPSR 7706)

Extent of collection: 1 data file + machine-readable documentation (text) + OSIRIS dictionary + SAS data definition statements + SPSS data definition statements

Extent of processing: CDBK.ICPSR/ RECODE/ DDEF.ICPSR/ MDATA.ICPSR/ UNDOCCHK.ICPSR

Logical record length data format with SAS and SPSS data definition statements

rectangular file structure
829 cases
136 variables
581-unit-long record
1 record per case

Bureau of Justice Statistics,
U.S. Dept. of Justice

Juvenile detention and correctional facility census, 1975

(ICPSR 7707)

Extent of collection: 1 data file + machine-readable documentation (text) + OSIRIS dictionary + SAS data definition statements + SPSS data definition statements

Extent of processing: CDBK.ICPSR/ RECODE/ DDEF.ICPSR/ MDATA.ICPSR/ UNDOCCHK.ICPSR

Logical record length data format with SAS and SPSS data definition statements

rectangular file structure
874 cases
152 variables
655-unit-long record
1 record per case

Bureau of Justice Statistics,
U.S. Dept. of Justice

**Juvenile detention and correctional
facility census, 1977**

(ICPSR 7758)

Extent of collection: 1 data file + machine-readable documentation (text) + OSIRIS dictionary + SAS data definition statements + SPSS data definition statements

Extent of processing: CDBK.ICPSR/ RECODE/ MDATA.ICPSR/ DDEF.ICPSR/ UNDOCCHK.ICPSR

Logical record length data format with SAS and SPSS data definition statements

rectangular file structure
987 cases
241 variables
708-unit-long record
1 record per case

Office of Juvenile Justice and Delinquency Prevention, U.S. Dept. of Justice, and Bureau of Justice Statistics, U.S. Dept. of Justice

**Juvenile detention and correctional
facility census, 1979**

(ICPSR 7846)

Extent of collection: 1 data file + machine-readable documentation (text) + OSIRIS dictionary + SAS data definition statements + SPSS data definition statements

Extent of processing: CDBK.ICPSR/ RECODE/ MDATA.ICPSR/ DDEF.ICPSR/ UNDOCCHK.ICPSR

Logical record length data format with SAS and SPSS data definition statements

rectangular file structure
1,015 cases
238 variables
716-unit-long record
1 record per case

Office of Juvenile Justice and Delinquency Prevention, U.S. Dept. of Justice, and Bureau of Justice Statistics, U.S. Dept. of Justice

**Juvenile detention and correctional
facility census, 1982-1983**

(ICPSR 8205)

Extent of collection: 1 data file + machine-readable documentation (text) + SAS data definition statements + SPSS data definition statements + OSIRIS dictionary

Extent of processing: CDBK.ICPSR/ RECODE/ MDATA.ICPSR/ DDEF.ICPSR/ UNDOCCHK.ICPSR

Logical record length data format with SAS and SPSS data definition statements

rectangular file structure
1,023 cases
369 variables
1,113-unit-long record
1 record per case

Office of Juvenile Justice and Delinquency Prevention, U.S. Dept. of Justice, and Bureau of Justice Statistics, U.S. Dept. of Justice

**Juvenile detention and correctional
facility census, 1984-1985**

(ICPSR 8495)

Extent of collection: 2 data files + machine-readable documentation (text) + OSIRIS dictionary + SAS data definition statements + SPSS data definition statements + data collection instruments

Extent of processing: MDATA/ RECODE/ UNDOCCHK.ICPSR

OSIRIS and card image (Part 1), and logical record length data formats with SAS and SPSS data definition statements

Part 1
Public facilities data
rectangular file structure
1,040 cases
275 variables
624-unit-long record
9 records per case

Part 2

Private facilities data
rectangular file structure
1,996 cases
241 variables
479-unit-long record
1 record per case

Office of Juvenile Justice and Delinquency
Prevention, U.S. Dept. of Justice

**Census of public and private juvenile
detention, correctional, and shelter
facilities, 1986–1987: [United States]**
(ICPSR 8973)

Extent of collection: 2 data files + machine-
readable documentation (text) + SAS data
definition statements + SPSS data definition
statements + data collection instruments

Extent of processing: MDATA/ RECODE/
UNDOCCHK.ICPSR

Logical record length data format with SAS
and SPSS data definition statements

Part 1

Public facilities data
rectangular file structure
1,107 cases
627 variables
1,206-unit-long record
1 record per case

Part 2

Private facilities data
rectangular file structure
2,195 cases
627 variables
1,206-unit-long record
1 record per case

Office of Juvenile Justice and Delinquency
Prevention, U.S. Dept. of Justice

**Census of public and private juvenile
detention, correctional, and shelter
facilities, 1988–1989: [United States]**
(ICPSR 9445)

Note: This study was originally released as
**Juvenile detention and correctional facili-
ty census, 1988–1989: Public facilities.**

Extent of collection: 2 data files + machine-
readable documentation (text) + SAS data
definition statements + SPSS data definition
statements + data collection instrument

Extent of processing: MDATA/ RECODE/
UNDOCCHK.ICPSR

Logical record length data format with SAS
and SPSS data definition statements

Part 1

Public facilities data
rectangular file structure
1,100 cases
498 variables
1,011-unit-long record
1 record per case

Part 2

Private facilities data
rectangular file structure
2,167 cases
498 variables
1,011-unit-long record
1 records per case

Office of Juvenile Justice and Delinquency
Prevention, U.S. Dept. of Justice

**Census of public and private juvenile
detention, correctional, and shelter
facilities, 1990–1991: [United States]**
(ICPSR 9824)

Extent of collection: 2 data files + machine-
readable documentation (text) + SAS data
definition statements + SPSS data definition
statements + data collection instrument

Extent of processing: MDATA/ RECODE/
UNDOCCHK.ICPSR

Logical record length data format with SAS
and SPSS data definition statements

Part 1

Public facilities data
1,082 cases
516 variables
1,082-unit-long record
1 record per case

Part 2

Private facilities data
2,346 cases
516 variables
1,082-unit-long record
1 record per case

Office of Juvenile Justice and Delinquency Prevention, U.S. Dept. of Justice

Census of public and private juvenile detention, correctional, and shelter facilities, 1992-1993: [United States]

(ICPSR 6491)

Note: The data collection instruments are available only in hardcopy form upon request from ICPSR.

Extent of collection: 2 data files + machine-readable documentation (text) + SAS data definition statements + SPSS data definition statements + data collection instruments

Extent of processing: CDBK.ICPSR/ RECODE/ DDEF.ICPSR/ MDATA.ICPSR/ REFORM.DAT/ UNDOCCHK.ICPSR

Logical record length data format with SAS and SPSS data definition statements

Part 1

Public facilities data

rectangular file structure

1,037 cases

520 variables

1,173-unit-long record

1 record per case

Part 2

Private facilities data

rectangular file structure

2,126 cases

520 variables

1,173-unit-long record

1 record per case

Bureau of Justice Statistics,
U.S. Dept. of Justice

Historical statistics on prisoners in state and federal institutions, yearend 1925-1986: [United States]

(ICPSR 8912)

(included on CD-ROM CD0030)

Summary: This data collection supplies annual data on the size of the prison population and the size of the general population in the United States for the period 1925 to 1986.

These yearend counts include tabulations for prisons in each of the 50 states and the District of Columbia, as well as the federal prisons, and are intended to provide a measure of the overall size of the prison population.

The figures were derived from a voluntary reporting program in which each state, the District of Columbia, and the Federal Bureau of Prisons reported summary statistics as part of the statistical information on prison populations in the United States.

Note: (1) This data collection preserves what was reported in the historical record. No attempts were made to correct any errors that may have existed in the record. (2) Appendix C is available only in hardcopy form upon request from ICPSR.

Extent of collection: 1 data file + machine-readable documentation (text) + SAS data definition statements + SPSS data definition statements + OSIRIS dictionary

Logical record length data format with SAS and SPSS data definition statements, and card image

rectangular file structure

54 cases

126 variables

923-unit-long record

14 records per case

Related publications:

Bureau of Justice Statistics

"Historical statistics on prisoners in state and federal institutions, yearend 1925-1986." Washington, DC: U.S. Government Printing Office, May 1988.

Bureau of Justice Statistics

"Historical corrections statistics in the United States, 1850-1984." Washington, DC: U.S. Government Printing Office, December 1986.

Bureau of Justice Statistics,
U.S. Dept. of Justice

National corrections reporting program series

In 1983, the National Prisoners Statistics (NPS) program, which compiled data on prisoner admissions and releases, and the Uniform Parole Reports (UPR) were combined into one reporting system, the National Corrections Reporting Program (NCRP). The NCRP evolved from the need to improve and consolidate data on corrections at the national level. Its objective was to provide a consistent and comprehensive description of prisoners entering and leaving the custody or supervision of state and federal authorities.

In addition to the state prisons, the Federal Prison System and the California Youth Authority also began reporting data in 1984. Data refer only to those prisoners admitted to prison, released from prison, or released from parole in the year cited. Variables include incarceration history, current offenses, and total time served. Background information on individuals includes year of birth, sex, age, race, Hispanic origin, and educational attainment.

National corrections reporting program, 1983: [United States]

(ICPSR 8363)

In 1983, 32 states from state prison systems reported data.

Extent of collection: 3 data files + machine-readable documentation (PDF) + SAS data definition statements + SPSS data definition statements

Extent of processing: CDBK.ICPSR/
CONCHK.ICPSR/ DDEF.ICPSR/ MDATA.ICPSR/
RECODE/ REFORM.DATA/ REFORM.DOC/
UNDOCCHK.ICPSR

Logical record length data format with SAS and SPSS data definition statements

Part 1

Prison admissions
rectangular file structure
140,200 cases
95 variables
233-unit-long record
1 record per case

Part 2

Prison releases
rectangular file structure
130,531 cases
95 variables
233-unit-long record
1 record per case

Part 3

Parole releases
rectangular file structure
56,426 cases
95 variables
233-unit-long record
1 record per case

National corrections reporting program, 1984: [United States]

(ICPSR 8497)

In 1984, 36 states from state prison systems and the Federal Prison System reported data.

Extent of collection: 3 data files + machine-readable documentation (PDF) + SAS data definition statements + SPSS data definition statements

Extent of processing: CDBK.ICPSR/
CONCHK.ICPSR/ DDEF.ICPSR/ MDATA.ICPSR/
RECODE/ REFORM.DATA/ REFORM.DOC/
UNDOCCHK.ICPSR/SCAN

Logical record length data format with SAS and SPSS data definition statements

Part 1

Prison admissions
rectangular file structure
183,514 cases
95 variables
233-unit-long record
1 record per case

Part 2

Prison releases
rectangular file structure
165,856 cases
95 variables
233-unit-long record
1 record per case

Part 3

Parole releases
rectangular file structure
86,352 cases
95 variables
233-unit-long record
1 record per case

National corrections reporting program, 1985: [United States]

(ICPSR 8918)

(1) The records for Florida could not be verified. (2) A total of 40 states reported in 1985.

Extent of collection: 3 data files + machine-readable documentation (PDF) + SAS data definition statements + SPSS data definition statements

Extent of processing: CDBK.ICPSR/
CONCHK.ICPSR/ DDEF.ICPSR/ MDATA.ICPSR/

RECODE/ REFORM.DATA/ REFORM.DOC/
UNDOCCHK.ICPSR/SCAN

Logical record length data format with SAS
and SPSS data definition statements

Part 1

Prisoner admissions

rectangular file structure
223,579 cases
103 variables
359-unit-long record
1 record per case

Part 2

Prison releases

rectangular file structure
195,071 cases
103 variables
359-unit-long record
1 record per case

Part 3

Parole releases

rectangular file structure
96,637 cases
103 variables
359-unit-long record
1 record per case

**National corrections reporting
program, 1986: [United States]**

(ICPSR 9276)

In 1986, 36 states plus federal prisons, the
California Youth Authority, and the District of
Columbia reported data.

Extent of collection: 3 data files + machine-
readable documentation (PDF) + SAS data
definition statements + SPSS data definition
statements

Extent of processing: CDBK.ICPSR/
CONCHK.ICPSR/ DDEF.ICPSR/ MDATA.ICPSR/
RECODE/ REFORM.DATA/ REFORM.DOC/
UNDOCCHK.ICPSR

Logical record length data format with SAS
and SPSS data definition statements

Part 1

Prison admissions

rectangular file structure
262,862 cases
98 variables
324-unit-long record
1 record per case

Part 2

Prison releases

rectangular file structure
231,593 cases
98 variables
324-unit-long record
1 record per case

Part 3

Parole releases

rectangular file structure
106,652 cases
98 variables
324-unit-long record
1 record per case

**National corrections reporting
program, 1987: [United States]**

(ICPSR 9402)

In 1987, 35 states plus federal prisons, the
California Youth Authority, and the District of
Columbia reported data.

Extent of collection: 3 data files + machine-
readable documentation (PDF) + SAS data
definition statements + SPSS data definition
statements

Extent of processing: CDBK.ICPSR/
CONCHK.ICPSR/ DDEF.ICPSR/ MDATA.ICPSR/
RECODE/ REFORM.DATA/ REFORM.DOC/
UNDOCCHK.ICPSR

Logical record length data format with SAS
and SPSS data definition statements

Part 1

Prison admissions

rectangular file structure
300,383 cases
98 variables
324-unit-long record
1 record per case

Part 2

Prison releases

rectangular file structure
273,580 cases
98 variables
324-unit-long record
1 record per case

Part 3

Parole releases

rectangular file structure
131,389 cases
98 variables
324-unit-long record
1 record per case

National corrections reporting program, 1988: [United States]

(ICPSR 9450)

(1) In 1988, 36 states and 3 other jurisdictions (Federal Prison System, California Youth Authority, and District of Columbia) reported data. (2) Variables "V25," "V26," and "V58" through "V70" have been recoded and/or recalculated by ICPSR, and may have a format inconsistent with that of other years of National Crime Reporting Program datasets.

Extent of collection: 3 data files + machine-readable documentation (PDF) + SAS data definition statements + SPSS data definition statements

Extent of processing: CDBK.ICPSR/
CONCHK.ICPSR/ DDEF.ICPSR/ MDATA.ICPSR/
RECODE/ REFORM.DATA/ REFORM.DOC/
UNDOCCHK.ICPSR

Logical record length data format with SAS and SPSS data definition statements

Part 1

Prison admissions

rectangular file structure
380,136 cases
98 variables
324-unit-long record
1 record per case

Part 2

Prison releases

rectangular file structure
341,117 cases
98 variables
324-unit-long record
1 record per case

Part 3

Parole releases

rectangular file structure
146,849 cases
98 variables
324-unit-long record
1 record per case

National corrections reporting program, 1989: [United States]

(ICPSR 9849)

In 1989, 36 states plus federal prisons, the California Youth Authority, and the District of Columbia reported data.

Extent of collection: 3 data files + machine-readable documentation (PDF) + SAS data definition statements + SPSS data definition statements

Extent of processing: CDBK.ICPSR/
CONCHK.ICPSR/ DDEF.ICPSR/ MDATA.ICPSR/
RECODE/ REFORM.DATA/ REFORM.DOC/
UNDOCCHK.ICPSR

Logical record length data format with SAS and SPSS data definition statements

Part 1

Prison admissions

rectangular file structure
415,877 cases
95 variables
306-unit-long record
1 record per case

Part 2

Prison releases

rectangular file structure
363,567 cases
95 variables
306-unit-long record
1 record per case

Part 3

Parole releases

rectangular file structure
174,906 cases
95 variables
306-unit-long record
1 record per case

National corrections reporting program, 1990: [United States]

(ICPSR 6141)

In 1990, 35 states plus federal prisons, the California Youth Authority, and the District of Columbia reported data.

Extent of collection: 3 data files + machine-readable documentation (PDF) + SAS data definition statements + SPSS data definition statements

Extent of processing: CDBK.ICPSR/
CONCHK.ICPSR/ DDEF.ICPSR/ MDATA.ICPSR/
RECODE/ REFORM.DATA/ REFORM.DOC/
UNDOCCHK.ICPSR

Logical record length data format with SAS
and SPSS data definition statements

Part 1

Prison admissions
rectangular file structure
470,353 cases
98 variables
297-unit-long record
1 record per case

Part 2

Prison releases
rectangular file structure
382,276 cases
98 variables
297-unit-long record
1 record per case

Part 3

Parole releases
rectangular file structure
194,732 cases
98 variables
297-unit-long record
1 record per case

**National corrections reporting
program, 1991: [United States]**

(ICPSR 6272)

In 1991, 35 states plus federal prisons, the
California Youth Authority, and the District of
Columbia reported data.

Extent of collection: 3 data files + machine-
readable documentation (PDF) + SAS data
definition statements + SPSS data definition
statements

Extent of processing: CDBK.ICPSR/
CONCHK.ICPSR/ DDEF.ICPSR/ MDATA.ICPSR/
RECODE/ REFORM.DATA/ REFORM.DOC/
UNDOCCHK.ICPSR

Logical record length data format with SAS
and SPSS data definition statements

Part 1

Prison admissions
rectangular file structure
481,295 cases
98 variables
297-unit-long record
1 record per case

Part 2

Prison releases
rectangular file structure
399,720 cases
98 variables
297-unit-long record
1 record per case

Part 3

Parole releases
rectangular file structure
215,043 cases
98 variables
297-unit-long record
1 record per case

**National corrections reporting
program, 1992: [United States]**

(ICPSR 6400)

In 1992, 38 states plus federal prisons, the
California Youth Authority, and the District of
Columbia reported data.

Extent of collection: 3 data files + machine-
readable documentation (PDF) + SAS data
definition statements + SPSS data definition
statements

Extent of processing: CDBK.ICPSR/
CONCHK.ICPSR/ DDEF.ICPSR/ MDATA.ICPSR/
RECODE/ REFORM.DATA/ REFORM.DOC/
UNDOCCHK.ICPSR

Logical record length data format with SAS
and SPSS data definition statements

Part 1

Prison admissions
rectangular file structure
468,188 cases
99 variables
298-unit-long record
1 record per case

Part 2
Prison releases
rectangular file structure
381,672 cases
99 variables
298-unit-long record
1 record per case

Part 3
Parole releases
rectangular file structure
250,852 cases
99 variables
298-unit-long record
1 record per case

National corrections reporting program, 1993: [United States]

(ICPSR 6823)

In 1993, 38 states plus federal prisons, the California Youth Authority, and the District of Columbia reported data.

Extent of collection: 3 data files + machine-readable documentation (PDF) + SAS data definition statements + SPSS data definition statements

Extent of processing: CDBK.ICPSR/
CONCHK.ICPSR/ DDEF.ICPSR/ MDATA.ICPSR/
RECODE/ REFORM.DATA/ REFORM.DOC/
UNDOCCHK.ICPSR/ SCAN

Logical record length data format with SAS and SPSS data definition statements

Part 1
Prison admissions data
rectangular file structure
465,759 cases
99 variables
306-unit-long record
1 record per case

Part 2
Prison releases data
rectangular file structure
417,944 cases
99 variables
306-unit-long record
1 record per case

Part 3
Parole releases data
rectangular file structure
260,049 cases
99 variables
306-unit-long record
1 record per case

National corrections reporting program, 1994: [United States]

(ICPSR 6881)

In 1994, 39 states plus the Federal Prison System, the California Youth Authority, and the District of Columbia reported data.

Extent of collection: 3 data files + machine-readable documentation (PDF) + SAS data definition statements + SPSS data definition statements

Extent of processing: CDBK.ICPSR/
CONCHK.ICPSR/ DDEF.ICPSR/ MDATA.ICPSR/
RECODE/ REFORM.DATA/ REFORM.DOC/
UNDOCCHK.ICPSR

Logical record length data format with SAS and SPSS data definition statements

Part 1
Prison admissions data
rectangular file structure
473,901 cases
99 variables
306-unit long record
1 record per case

Part 2
Prison releases data
rectangular file structure
427,015 cases
99 variables
306-unit long record
1 record per case

Part 3
Parole releases data
rectangular file structure
297,901 cases
99 variables
306-unit long record
1 record per case

National corrections reporting program, 1995: [United States]

(ICPSR 2194)

In 1995, 38 states, the Federal Prisons System, and the California Youth Authority reported data.

Extent of collection: 3 data files + machine-readable documentation (PDF) + SAS data definition statements + SPSS data definition statements

Extent of processing: CDBK.ICPSR/ RECODE/ CONCHK.ICPSR/ DDEF.ICPSR/ MDATA.ICPSR/ REFORM.DATA/ REFORM.DOC/ UNDOCCHK.ICPSR

Logical record length data format with SAS and SPSS data definition statements

Part 1

Prison admissions data

rectangular file structure
504,815 cases
99 variables
306-unit-long record
1 record per case

Part 2

Prison releases data
rectangular file structure
420,949 cases
99 variables
306-unit-long record
1 record per case

Part 3

Parole releases data
rectangular file structure
305,647 cases
99 variables
306-unit-long record
1 record per case

National corrections reporting program, 1996: [United States]

(ICPSR 2448)

In 1996, 38 states plus the Federal Prison System, and the California Youth Authority reported data.

Extent of collection: 3 data files + machine-readable documentation (PDF) + SAS data

definition statements + SPSS data definition statements

Extent of processing: CDBK.ICPSR/ CONCHK.ICPSR/ DDEF.ICPSR/ MDATA.ICPSR/ RECODE/ REFORM.DATA/ REFORM.DOC/ UNDOCCHK.ICPSR

Logical record length data format with SAS and SPSS data definition statements

Part 1

Prison admissions data

rectangular file structure
491,578 cases
99 variables
306-unit long record
1 record per case

Part 2

Prison releases data

rectangular file structure
456,328 cases
99 variables
306-unit long record
1 record per case

Part 3

Parole releases data

rectangular file structure
306,643 cases
99 variables
306-unit long record
1 record per case

National corrections reporting program, 1997: [United States]

(ICPSR 2613)

In 1997, 38 states and the California Youth Authority reported data.

Extent of collection: 3 data files + machine-readable documentation (PDF) + SAS data definition statements + SPSS data definition statements

Extent of processing: CDBK.ICPSR/ CONCHK.ICPSR/ DDEF.ICPSR/ MDATA.ICPSR/ RECODE/ REFORM.DATA/ REFORM.DOC/ UNDOCCHK.ICPSR

Logical record length data format with SAS and SPSS data definition statements

Part 1
Prison admissions data
rectangular file structure
494,375 cases
99 variables
306-unit long record
1 record per case

Part 2
Prison releases data
rectangular file structure
458,493 cases
99 variables
306-unit long record
1 record per case

Part 3
Parole releases data
rectangular file structure
305,111 cases
99 variables
306-unit long record
1 record per case

National corrections reporting program, 1998: [United States]

(ICPSR 3029)

In 1998, 38 states, the Federal Prison System, and the California Youth Authority reported data.

Extent of collection: 3 data files + machine-readable documentation (PDF) + SAS data definition statements + SPSS data definition statements

Extent of processing: CDBK.ICPSR/
CONCHK.ICPSR/ DDEF.ICPSR/ MDATA.ICPSR/
RECODE/ REFORM.DATA/ REFORM.DOC/
UNDOCCHK.ICPSR

Logical record length data format with SAS and SPSS data definition statements

Part 1
Prison admissions data
rectangular file structure
535,517 cases
99 variables
306-unit long record
1 record per case

Part 2
Prison releases data
rectangular file structure
493,747 cases
99 variables
306-unit long record
1 record per case

Part 3
Parole releases data
rectangular file structure
301,901 cases
99 variables
306-unit long record
1 record per case

Bureau of Justice Statistics,
U.S. Dept. of Justice

National jail census series

The National Jail Census was conducted by the U.S. Census Bureau for the Bureau of Justice Statistics. Excluded from the census were federal- or state-administered facilities, including the combined jail-prison systems in Alaska, Connecticut, Delaware, Hawaii, Rhode Island, and Vermont. Data include jail population by reason being held, age (juvenile or adult), and sex; maximum sentence that can be served in the facility; available services; type of security available; facility capacity; facility age; construction and renovation of the facility; employment; and operating expenditures. Class II

Universe: All locally administered county and municipal jails that had the authority to hold prisoners for 48 hours or more.

Related publications:
Bureau of Justice Statistics

"Local jails: A report presenting data for individual county and city jails from the 1970 National Jail Census." Washington, DC: U.S. Government Printing Office, Stock No. 2700-00178.

Bureau of the Census and Bureau of Justice Statistics

"1970 National Jail Census." Washington, DC: U.S. Government Printing Office.

U.S. Dept. of Justice

The nation's jails. Washington, DC: U.S. Government Printing Office, Stock No. 027-000-00326-5.

National jail census, 1970

(ICPSR 7641)

Extent of collection: 1 data file + machine-readable documentation (text) + SAS data definition statements + SPSS data definition statements + data collection instrument

Logical record length data format with SAS and SPSS data definition statements, and card image

rectangular file structure
4,037 cases
82 variables
201-unit-long record
3 records per case

National jail census, 1972

(ICPSR 7638)

This data collection was formerly titled **Survey of inmates of local jails: Institutional data, 1972.**

Extent of collection: 1 data file + machine-readable documentation (text) + SPSS data definition statements

OSIRIS and card image data formats, with SPSS data definition statements for each

rectangular file structure
3,580 cases
191 variables
476-unit-long record
6 records per case

National jail census, 1978

(ICPSR 7737)

Extent of collection: 1 data file + machine-readable documentation (text) + SAS data definition statements + SPSS data definition statements + OSIRIS dictionary

Extent of processing: CDBK.ICPSR/
DDEF.ICPSR/ MDATA.ICPSR/ UNDOCCHK.ICPSR

Logical record length data format with SAS and SPSS data definition statements

rectangular file structure
3,493 cases
300 variables
776-unit-long record
1 record per case

National jail census, 1983

(ICPSR 8203)

Extent of collection: 1 data file + machine-readable documentation (text) + OSIRIS dictionary + SAS data definition statements + SPSS data definition statements

Extent of processing: CDBK.ICPSR/
DDEF.ICPSR/ MDATA.ICPSR/ UNDOCCHK.ICPSR

Logical record length data format with SAS and SPSS data definition

rectangular file structure
3,338 cases
452 variables
1,127-unit-long record
1 record per case

National jail census, 1988

(ICPSR 9256)

Extent of collection: 1 data file + machine-readable documentation (text) + OSIRIS dictionary + SAS data definition statements + SPSS data definition statements

Extent of processing: CDBK.ICPSR/
DDEF.ICPSR/ MDATA.ICPSR/ UNDOCCHK.ICPSR

Logical record length data format with SAS and SPSS data definition statements

rectangular file structure
3,316 cases
575 variables
1,429-unit-long record
1 record per case

National jail census, 1993

(ICPSR 6648)

Note: Excluded from the census were temporary holding facilities, such as drunk tanks and police lockups, that do not hold persons

after they are formally charged in court (usually within 72 hours of arrest). Also excluded were state-operated facilities in Alaska, Connecticut, Delaware, Hawaii, Rhode Island, and Vermont, which have combined jail-prison systems. Five locally-operated jails in Alaska were included.

Restrictions: To preserve respondent privacy, certain identifying variables are restricted from general dissemination. The original, unmasked data are available from ICPSR. Users interested in obtaining these data should follow the procedures for obtaining restricted-access data collections described in the preface to this catalog.

Extent of collection: 1 data file + machine-readable documentation (text) + SAS data definition statements + SPSS data definition statements + data collection instrument (PDF)

Extent of processing: CDBK.ICPSR/ SCAN/ CONCHK.ICPSR/ DDEF.ICPSR/ FREQ.ICPSR/ MDATA.ICPSR/ RECODE/ REFORM.DAT/ UNDOCCHK.ICPSR

Logical record length data format with SAS and SPSS data definition statements

rectangular file structure
3,511 cases
1,278 variables
5,201-unit-long record
1 record per case

Bureau of Justice Statistics,
U.S. Dept. of Justice

Annual [national] survey of jails series

The Bureau of Justice Statistics (BJS) sponsors the Sample Survey of Jails (here called the Annual Survey of Jails, formerly the National Survey of Jails) as part of a series of statistical programs measuring the correctional population. A complete census of local jails is conducted every five years (see **National jail census** series) and, in the intervening years, this Sample Survey series provides basic data about the national jail population. The Omnibus Crime Control and Safe Streets Act of 1968, as amended (42 U.S.C. 3732), authorized the collection of this information. The Sample Survey meets BJS's need to analyze continuously the "spill-

over" effect on local jails of the growth in federal and state prison populations. The data are used in conjunction with statistics on federal and state prisoners to provide a complete picture of the adult correctional system and to measure changes in that system. Information is available on the number of inmates by sex, race, adult or juvenile status, reason being held, and cause of death. Facility characteristics were collected regarding capacity, court orders, conditions of confinement, alternative programs, and average daily population. The questionnaires changed after the 1992 edition. From 1994-on there is only one form, CJ-5, but it is broken down into two types: one for single-jurisdiction jails and the other for multijurisdiction jails. These data were based on the questionnaire for single-jurisdiction jails. The Census Bureau used a nine-digit government identification number to identify each jail uniquely. This variable has been broken up into four different variables. Users of the data will have to combine these four variables to identify a particular jail.

Universe: All city and county jails in the United States.

Sampling: A stratified simple random sample of jurisdictions stratified by the average daily population (ADP) as reported by the most recent National Jail Census with allocation to the strata based on the ADP.

Related publication:

Bureau of Justice Statistics

Jail inmates. Washington, DC: U.S. Government Printing Office, annual.

Annual survey of jails: Jurisdiction-level and jail-level data, 1985

(ICPSR 8687)

Extent of collection: 2 data files + machine-readable documentation (PDF) + SAS data definition statements + SPSS data definition statements

Extent of processing: CDBK.ICPSR/ DDEF.ICPSR/ MDATA.ICPSR/ UNDOCCHK.ICPSR/ SCAN/ REFORM.DOC

Logical record length data format with SAS and SPSS data definition statements

Part 1
Jail-level
rectangular file structure
1,142 cases
169 variables
451-unit-long record
1 record per case

Part 2
Jurisdiction-level
rectangular file structure
874 cases
168 variables
426-unit-long record
1 record per case

Annual survey of jails: Jurisdiction-level and jail-level data, 1986

(ICPSR 8871)

Extent of collection: 2 data files + machine-readable documentation (text) + OSIRIS dictionary + SAS data definition statements + SPSS data definition statements

Extent of processing: CDBK.ICPSR/
DDEF.ICPSR/ MDATA.ICPSR/ UNDOCCHK.ICPSR

Logical record length data format with SAS and SPSS data definition statements, and card image

Part 1
Jail-level data
rectangular file structure
1,137 cases
176 variables
740-unit-long record
12 records per case

Part 2
Jurisdiction-level data
rectangular file structure
868 cases
174 variables
695-unit-long record
11 records per case

Annual survey of jails: Jurisdiction-level data, 1987

(ICPSR 9074)

Extent of collection: 1 data file + machine-readable documentation (PDF) + SAS data

definition statements + SPSS data definition statements

Extent of processing: UNDOCCHK.ICPSR/
CDBK.ICPSR/ DDEF.ICPSR/ MDATA.ICPSR/
REFORM.DOC

Logical record length data format with SAS and SPSS data definition statements

rectangular file structure
866 cases
176 variables
642-unit-long record
1 record per case

Annual survey of jails: Jurisdiction-level data, 1989

(ICPSR 9373)

Extent of collection: 1 data file + machine-readable documentation (PDF) + SAS data definition statements + SPSS data definition statements

Extent of processing: REFORM.DOC/
REFORM.DATA/ DDEF.ICPSR/ CONCHK.ICPSR/
MDATA.ICPSR/ FREQ.ICPSR/ UNDOCCHK.ICPSR/
RECODE/ CDBK.ICPSR/ SCAN

Logical record length data format with SAS and SPSS data definition statements

rectangular file structure
809 cases
188 variables
470-unit-long record
1 record per case

Annual survey of jails: Jurisdiction-level data, 1990

(ICPSR 9569)

Extent of collection: 1 data file + machine-readable documentation (text) + SAS data definition statements + SPSS data definition statements

Extent of processing: CDBK.ICPSR/
DDEF.ICPSR/ MDATA.ICPSR/ UNDOCCHK.ICPSR

Logical record length data format with SAS and SPSS data definition statements

rectangular file structure
804 cases
193 variables
475-unit-long record
1 record per case

Annual survey of jails: Jurisdiction-level and jail-level data, 1991

(ICPSR 6511)

Extent of collection: 2 data files + machine-readable documentation (text) + SAS data definition statements + SPSS data definition statements

Extent of processing: REFORM.DOC/
REFORM.DATA/ DDEF.ICPSR/ CONCHK.ICPSR/
MDATA.ICPSR/ FREQ.ICPSR/ UNDOCCHK.ICPSR/
RECODE/ CDBK.ICPSR

Logical record length data format with SAS and SPSS data definition statements

Part 1

Jail-level data
rectangular file structure
1,124 cases
198 variables
494-unit-long record
1 record per case

Part 2

Jurisdiction-level data
rectangular file structure
799 cases
196 variables
495-unit-long record
1 record per case

Annual survey of jails: Jurisdiction-level and jail-level data, 1992

(ICPSR 6395)

Added in the 1992 survey were variables on citizenship, population movement, and total number of inmate deaths for inmates originally confined to the facility in question who died either at that facility or elsewhere. Also, the 1992 version included a more complete survey of jail programs and a supplemental questionnaire (CJ-5S), which dealt with AIDS-related questions. In addition, information was collected for the first time on drug testing, programs that treat or educate in-

mates, boot camps, work release, and alternatives to incarceration such as electronic monitoring, house arrest, community service, and weekend or day reporting.

Extent of collection: 2 data files + machine-readable documentation (text) + SAS data definition statements + SPSS data definition statements + data collection instruments

Extent of processing: REFORM.DOC/
REFORM.DATA/ DDEF.ICPSR/ CONCHK.ICPSR/
MDATA.ICPSR/ FREQ.ICPSR/ UNDOCCHK.ICPSR/
RECODE/ CDBK.ICPSR

Logical record length data format with SAS and SPSS data definition statements

Part 1

Jail-level data
rectangular file structure
1,113 cases
254 variables
583-unit-long record
1 record per case

Part 2

Jurisdiction-level data
rectangular file structure
795 cases
253 variables
607-unit-long record
1 record per case

Annual survey of jails: Jurisdiction-level data, 1994

(ICPSR 6538)

Extent of collection: 1 data file + machine-readable documentation (text) + SAS data definition statements + SPSS data definition statements

Extent of processing: REFORM.DATA/
DDEF.ICPSR/ CONCHK.ICPSR/ MDATA.ICPSR/
FREQ.ICPSR/ UNDOCCHK.ICPSR/ RECODE/
CDBK.ICPSR

Logical record length data format with SAS and SPSS data definition statements

rectangular file structure
819 cases
54 variables
187-unit-long record
1 record per case

Annual survey of jails: Jurisdiction-level data, 1995

(ICPSR 6784)

Extent of collection: 1 data file + machine-readable documentation (text) + SAS data definition statements + SPSS data definition statements + data collection instrument (PDF)

Extent of processing: REFORM.DATA/
DDEF.ICPSR/ CONCHK.ICPSR/ MDATA.ICPSR/
UNDOCCHK.ICPSR/ RECODE/ CDBK.ICPSR

Logical record length data format with SAS and SPSS data definition statements

rectangular file structure
821 cases
78 variables
238-unit-long record
1 record per case

Annual survey of jails: Jurisdiction-level data, 1996

(ICPSR 6856)

Extent of collection: 1 data file + machine-readable documentation (PDF) + SAS data definition statements + SPSS data definition statements

Extent of processing: REFORM.DATA/ RECODE/
DDEF.ICPSR/ CONCHK.ICPSR/ MDATA.ICPSR/
UNDOCCHK.ICPSR/ RECODE/ CDBK.ICPSR/
REFORM.DOC

Logical record length data format with SAS and SPSS data definition statements

rectangular file structure
820 cases
76 variables
291-unit-long record
1 record per case

Annual survey of jails: Jurisdiction-level data, 1997

(ICPSR 2313)

Extent of collection: 1 data file + machine-readable documentation (PDF) + SAS data definition statements + SPSS data definition statements

Extent of processing: REFORM.DATA/ RECODE/
DDEF.ICPSR/ CONCHK.ICPSR/ MDATA.ICPSR/
UNDOCCHK.ICPSR/ CDBK.ICPSR/ REFORM.DOC

Logical record length data format with SAS and SPSS data definition statements

rectangular file structure
818 cases
80 variables
308-unit-long record
1 record per case

Annual survey of jails: Jurisdiction-level data, 1998

(ICPSR 2682)

Extent of collection: 1 data file + machine-readable documentation (PDF) + SAS data definition statements + SPSS data definition statements

Extent of processing: CDBK.ICPSR/
DDEF.ICPSR/ MDATA.PR/ REFORM.DATA/
REFORM.DOC/ UNDOCCHK.ICPSR

Logical record length data format with SAS and SPSS data definition statements

rectangular file structure
814 cases
160 variables
857-unit-long record
1 record per case

Bureau of Justice Statistics,
U.S. Dept. of Justice

Annual survey of jails in Indian country series

This series was begun in 1998 as a component of the Annual Survey of Jails. The objective of the Survey of Jails in Indian Country is to gather data on all adult and juvenile jail facilities and detention centers in Indian country, which is defined for purposes of this collection as reservations, pueblos, rancherias, and other Native American and Alaska Native communities throughout the United States. The survey, a complete enumeration of all 69 confinement facilities operated by tribal authorities or by the Bureau of Indian Affairs (BIA), provides data on number of inmates, staffing, and facility characteristics and needs. Variables describe each facility,

including who operated it, facility age, facility function, rated capacity, authority to house juveniles, number of juveniles held, number of admission and discharges in last 30 days, number of inmate deaths, peak population during June, number of inmates held by sex and conviction status on June 30, number of facility staff by sex and function, facility crowding, renovation and building plans, types of programs available to inmates, and overview of facility and staffing needs.

Annual survey of jails in Indian country, 1998: [United States]

(ICPSR 2979)

Extent of collection: 1 data file + machine-readable documentation (PDF) + SAS data definition statements + SPSS data definition statements

Extent of processing: MDATA.PR/
UNDOCCHK.ICPSR/ RECODE/ REFORM.DOC/
DDEF.ICPSR/ CDBK.ICPSR/ REFORM.DATA

Logical record length data format with SAS and SPSS data definition statements

rectangular file structure
69 cases
170 variables
1,073-unit-long record
1 record per case

Annual survey of jails in Indian country, 1999: [United States]

(ICPSR 2980)

Extent of collection: 1 data file + machine-readable documentation (PDF) + SAS data definition statements + SPSS data definition statements

Extent of processing: MDATA.PR/ UNDOC-
CHK.ICPSR/ RECODE/ REFORM.DOC/
DDEF.ICPSR/ CDBK.ICPSR/ REFORM.DATA

Logical record length data format with SAS and SPSS data definition statements

rectangular file structure
69 cases
93 variables
397-unit-long record
1 record per case

Annual survey of jails in Indian country, 2000: [United States]

(ICPSR 3196)

Extent of collection: 1 data file + machine-readable documentation (PDF) + SAS data definition statements + SPSS data definition statements

Extent of processing: CDBK.ICPSR/
REFORM.DOC/ RECODE/ CONCHK.ICPSR/
DDEF.ICPSR/ MDATA.PR/ MDATA.ICPSR/
REFORM.DATA/ UNDOCCHK.ICPSR

Logical record length data format with SAS and SPSS data definition statements

rectangular file structure
69 cases
107 variables
486-unit-long record
1 record per case

Bureau of Justice Statistics,
U.S. Dept. of Justice

Recidivism among released prisoners, 1983: [United States]

(ICPSR 8875)

Summary: This data collection provides comprehensive criminal history data on prisoners released from custody in 1983. Precise estimates are supplied on recidivism among prisoners of all ages with all types of post-release supervision. Data cover recidivism both within and outside the states in which the prisoners were released. Variables include sociodemographic indices, type of sentence, length of sentence, offense, court action, and date of court action. Class II

Universe: Prisoners released from prison in 1983 from the following states: California, Florida, Illinois, Michigan, Minnesota, New Jersey, New York, North Carolina, Ohio, Oregon, and Texas.

Sampling: Systematic stratified sample.

Note: This dataset has five levels. Level 1 contains 66 variables and one record per case for each of 16,355 identification segments. Level 2 contains 154 variables and one record per case for each of 126,620 arrests. Level 3 contains 119 variables and one record per case for each of 84,741 judicial contacts. Level 4 contains 144 variables and

one record per case for each of 35,337 custody segments. Level 5 contains 139 variables and one record per case for 36,846 event segments.

Extent of collection: 1 data file + machine-readable documentation (text)

Logical record length data format

hierarchical file structure
536-unit-long record

Related publication:

Beck, Allen J.

"Bureau of justice statistics special report, recidivism of prisoners released in 1983." Washington, DC: Bureau of Justice Statistics, March 1989.

Bureau of Justice Statistics,
U.S. Dept. of Justice

**Recidivism among young parolees:
A study of inmates released from
prison in 22 states, 1978**

(ICPSR 8673)

Summary: This study examines the criminal activities of a group of young offenders after their release from prison to parole supervision. Previous studies have examined recidivism using arrests as the principal measure, whereas this study examines a variety of factors, including length of incarceration, age, sex, race, prior arrest record, prosecutions, length of time between parole and rearrest, parolees not prosecuted for new offenses but having their parole revoked, rearrests in states other than the paroling states, and the nature and location of rearrest charges. Parolees in the 22 states covered in this study account for 50 percent of all state prisoners paroled in the United States in 1978.

Universe: Population of offenders aged 18 to 22, released from prison to parole supervision.

Sampling: Random selection, or stratified sampling, or all persons paroled, depending on the state, selected to ensure maximum coverage.

Note: This data collection is hierarchically structured with two levels. The first level contains Uniform Parole Report data and has 4,002 records with one record per case. The

second level contains record of arrest and prosecution and has 22,192 records with one record per case.

Restrictions: For certain variables, the data have been masked in order to maintain respondent privacy.

Extent of collection: 1 data file + machine-readable documentation (text) + OSIRIS dictionary + SAS data definition statements + SPSS data definition statements + machine-readable frequencies

Extent of processing: CDBK.ICPSR/
DDEF.ICPSR/ MDATA.ICPSR/ UNDOCCHK.ICPSR

Logical record length data format with SAS and SPSS data definition statements

hierarchical file structure
218-unit-long record

Related publications:

Illinois Criminal Justice Information Authority
"The pace of recidivism in Illinois." *Research Bulletin* No. 2 (April 1986).

Klein, S., and M. Caggiano

"The prevalence, predictability, and policy implications of recidivism." Santa Monica, CA: RAND, 1986.

Delaware Statistical Analysis Center

"Recidivism in Delaware — A study of re-arrest after release from incarceration." December 1984.

Bureau of Justice Statistics,
U.S. Dept. of Justice

**Recidivism of felons on probation,
1986-1989: [United States]**

(ICPSR 9574)

(included on CD-ROM CD0014)

Summary: This data collection provides an overview of how probation cases are processed in 32 urban and suburban jurisdictions in the United States and gauges the extent to which variations in probation patterns exist between jurisdictions. Data were collected on offenders who were sentenced in 1986 and who committed one or more of the following types of offenses: homicide, rape, robbery, aggravated assault, burglary, larceny, drug trafficking, and other felony crimes. Probation history questionnaires were completed during the last half of 1989. Information is available on number of conviction

charges, race, age, sex, marital status, educational level, and ethnicity of the probationer. In addition, data on drug and alcohol use and treatment, sentencing, restitution, and offenses are provided.

Universe: All probationers in the jurisdictions covered by **National judicial reporting program, 1986: [United States]** (ICPSR 9073).

Sampling: A representative sample for this data collection was based on the **National judicial reporting program, 1986: [United States]** (ICPSR 9073), which profiled all sentences meted out in each participating jurisdiction for 1986. A stratified random sample of these sentences was taken, based on the most serious conviction offense.

Extent of collection: 1 data file + machine-readable documentation (text) + SAS data definition statements + SPSS data definition statements

Extent of processing: CDBK.ICPSR/ RECODE/ DDEF.ICPSR/ MDATA.ICPSR/ REFORM.DATA/ UNDOCHK.ICPSR

Logical record length data format with SAS and SPSS data definition statements

rectangular file structure
12,369 cases
149 variables
359-unit-long record
1 record per case

Related publication:
Cunniff, Mark A., and Mary K. Shilton
Variations on felony probation: Persons under supervision in 32 urban and suburban counties. Washington, DC: The National Association of Criminal Justice Planners, March 1991.

Bureau of Justice Statistics,
U.S. Dept. of Justice

Survey of adults on probation, 1995: [United States]
(ICPSR 2039)

Summary: The 1995 Survey of Adults on Probation (SAP) was the first national survey to gather information on the individual characteristics of adult probationers. The SAP was a two-part nationally representative survey consisting of a records check based on pro-

bation office administrative records and personal interviews with probationers. The records check provided detailed information for 5,867 probationers on current offenses and sentences, criminal histories, levels of supervision and contacts, disciplinary hearings and outcomes, and demographic characteristics. Only adults with a formal sentence to probation who were not considered absconders were included in the records check. Excluded were persons supervised by a federal probation agency, those only on parole, persons on presentence or pretrial diversion, juveniles, and absconders. The records check forms were completed by a probation officer or by another person knowledgeable about probation office records. A subset of the population selected for the records check was selected for a personal interview, resulting in a total of 2,030 completed interviews. The personal interview sample excluded from the records check sample probationers not on active probation (defined as being required to make office visits at any interval), those incarcerated, and those in residential treatment. Respondents were asked about current offense(s) and supervision, criminal history, alcohol and drug use and treatment, mental health treatment, demographic characteristics, and a variety of socioeconomic characteristics such as employment, income, receipt of welfare, housing, number of children and child support, and living conditions while growing up.

Universe: The universe came from the 1991 Census of Probation and Parole Agencies and included agencies that supervised adult felons on probation only, adult misdemeanants on probation only, and both adult felons and misdemeanants.

Sampling: The records check sample was selected from a universe of 2,627 state, county, and municipal probation agencies with a total of 2,618,132 formally sentenced probationers. The sample design was a stratified two-stage selection. In the first stage, probation agencies were stratified into 16 strata defined by government branch (executive or judicial) and level (state or local), and census region (northeast, Midwest, south, or west). The 43 largest probation agencies were made self-representing and were selected into the sample with certainty. The remaining 2,584 probation agencies were not self-representing and were grouped within strata into 122 roughly equal-size clusters. One agency was selected from each of the 122 clusters, with probability of selection proportional to size, for a total of 165 agencies. From the records check sample,

4,703 probationers were selected for personal interviews, which made up the second survey component. Because probationers on inactive supervision were excluded from the personal interview sample, the personal interview component represents a somewhat smaller share of the nation's probationers (2,065,896) than the records check (2,620,560). For the personal interview sample, 122 of the 206 agencies originally selected for the records check were chosen. The 43 largest self-representing agencies were selected with certainty. Of the 122 clusters of agencies that were not self-representing, 79 were selected, using a systematic sample. Excluding agencies in the sample that would only participate in the records checks resulted in a total of 101 probation offices in which interviews were conducted.

Extent of collection: 2 data files + machine-readable documentation (PDF) + SAS data definition statements + SPSS data definition statements

Extent of processing: MDATA.ICPSR/ SCAN/ DDEF.ICPSR/ UNDOCCHK.ICPSR/ RECODE/ REFORM.DOC

Logical record length data format with SAS and SPSS data definition statements

Part 1

Records check data
rectangular file structure
5,867 cases
306 variables
696-unit-long record
1 record per case

Part 2

Personal interview data
rectangular file structure
4,062 cases
1,328 variables
2,204-unit-long record
1 record per case

Related publications:

Bonczar, Thomas P.
"Characteristics of adults on probation, 1995" (Special Report). Washington, DC: Bureau of Justice Statistics, December 1997.

Mumola, Christopher J.
"Substance abuse and treatment of adults on probation, 1995" (Special Report). Washington, DC: Bureau of Justice Statistics, March 1998.

Bureau of Justice Statistics,
U.S. Dept. of Justice

Survey of inmates of local jails [United States]

This series provides nationally representative data on persons held prior to trial and on convicted offenders serving sentences in local jails or awaiting transfer to state prisons. Data cover demographic characteristics of jail inmates (sex, race, ethnicity, Hispanic origin, employment), current offenses and sentences, detention status, trial, bail, characteristics of victims, criminal histories, incident characteristics, socioeconomic circumstances, jail conditions and activities, and prior drug and alcohol use and treatment.

Universe: Male and female inmates held in institutions listed in the Census of Jails.

Logical record length data format with SAS and SPSS data definition statements

Related publication:

"Profile of jail inmates, 1989" (Special Report). Washington, DC: Bureau of Justice Statistics, 1991.

"Profile of jail inmates, 1996" (Special Report). Washington, DC: Bureau of Justice Statistics, 1998.

Survey of inmates of local jails, 1983: [United States]

(ICPSR 8274)

Sampling: Multistage probability sample. Jails were stratified according to the number and gender of inmates housed. Some large jails were included with certainty. Sample ratios of inmates within the selected jails vary by strata.

Extent of collection: 1 data file + machine-readable documentation (text) + SAS data definition statements + SPSS data definition statements + OSIRIS dictionary

Extent of processing: CDBK.ICPSR/ RECODE/ MDATA.ICPSR/ DDEF.ICPSR/ UNDOCCHK.ICPSR

rectangular file structure
5,785 cases
1,040 variables
1,850-unit-long record
1 record per case

**Survey of inmates of local jails, 1989:
[United States]**

(ICPSR 9419)

Sampling: The sample design was a stratified two-stage selection. In the first stage, six strata were formed on the basis of the size of the male and female inmate populations in each jail. All of the jails in strata 1 and 2 were in the sample with certainty. In the remaining four strata, a systematic sample of jails was selected. In the second stage of sampling, separate systematic samples of male and female inmates were chosen from each jail.

Extent of collection: 1 data file + machine-readable documentation (text) + OSIRIS dictionary + SAS data definition statements + SPSS data definition statements

Extent of processing: CDBK.ICPSR/ RECODE/
MDATA.ICPSR/ DDEF.ICPSR/ UNDOCCHK.ICPSR

rectangular file structure
5,675 cases
919 variables
1,778-unit-long record
1 record per case

**Survey of inmates of local jails, 1996:
[United States]**

(ICPSR 6858)

Summary: Part 1, Numeric Data, contains numeric data for all questions in the survey, while Part 2, Alphanumeric Data, consists of nonnumeric answers to the "Other, Specify" selection available for some of the questions.

Sampling: The sample design was a stratified two-stage selection. In the first stage, six strata were formed on the basis of the size of the male and female inmate populations in each jail. In strata 1 and 2, all jails were selected — those jails housing only females and those with more than 1,000 males or more than 50 females or both. In the remaining four strata, a systematic sample of jails was selected: one in every two jails was selected from stratum 3, one in four was from stratum 4, one in 25 from stratum 5, and one in 51 from stratum 6. Each jail within a stratum had an equal probability of selection.

Extent of collection: 2 data files + machine-readable documentation (PDF) + SAS data definition statements + SPSS data definition statements

Extent of processing: MDATA.ICPSR/ RECODE/
DDEF.ICPSR/ UNDOCCHK.ICPSR/ REFORM.DOC

Part 1

Numeric data
rectangular file structure
6,133 cases
2,020 variables
3,014-unit-long record
1 record per case

Part 2

Alphanumeric data
rectangular file structure
6,133 cases
237 variables
15,006-unit-long record
1 record per case

Bureau of Justice Statistics,
U.S. Dept. of Justice

***Survey of inmates of state
correctional facilities series***

Designed by the Bureau of Justice Statistics and conducted by the Bureau of the Census, these surveys are part of a series of data gathering efforts undertaken to assist policy-makers in assessing and remedying deficiencies in the nation's correctional institutions. The surveys gathered extensive information on demographic, socioeconomic, and criminal history characteristics. Also obtained were details of inmates' military service records such as time of service and branch of service, eligibility for benefits, type of discharge, and contact with veterans' groups. Other variables include age, ethnicity, education, lifetime drug use, drinking pattern prior to arrest, prior incarceration record, and pre-arrest annual income.

Universe: All adult inmates housed in correctional facilities operated by a state government in the United States.

Related publications:

Bureau of Justice Statistics
"Profile of state prison inmates, 1986."
BJS Special Report, NCJ-109926, 1988.
Bureau of Justice Statistics
"Drug use and crime." BJS Special Report, NCJ-111940, July 1988.
Bureau of Justice Statistics
"Women in prison." BJS Special Report, NCJ-127991, March 1990.

Survey of inmates of state correctional facilities and census of state adult correctional facilities, 1974

(ICPSR 7811)

Class II

Sampling: The survey sample totaled 10,000 inmates or approximately 1 in every 18 of-fenders under the jurisdiction of state correc-tional authorities. The census enumerated all state correctional facilities.

Extent of collection: 2 data files + machine-readable documentation (text) + SPSS data definition statements

OSIRIS and card image data formats, with SPSS data definition statements for each

Part 1

Survey of inmates of state correctional facilities, 1974

rectangular file structure

9,040 cases

432 variables

746-unit-long record

11 records per case

Part 2

Census of state adult correctional facilities, 1974

rectangular file structure

592 cases

388 variables

746-unit-long record

11 records per case

Survey of inmates of state correctional facilities, 1979

(ICPSR 7856)

Sampling: Stratified two-stage selection with probabilities proportional to size measures.

Extent of collection: 1 data file + machine-readable documentation (text) + SAS data definition statements + SPSS data definition statements + OSIRIS dictionary

Extent of processing: CDBK.ICPSR/ RECODE/ MDATA.ICPSR/ DDEF.ICPSR/ UNDOCCHK.ICPSR

Logical record length data format with SAS and SPSS data definition statements

rectangular file structure

11,397 cases

993 variables

1,959-unit-long record

31 records per case

Survey of inmates of state correctional facilities, 1986: [United States]

(ICPSR 8711)

Sampling: The sample design employed was a stratified two-stage selection with the prob-abilities proportional to the size of the correc-tional facility. The sample was selected inde-pendently from two frames, one for males only and a second that allowed an oversam-ple of females. Within each frame, facilities were stratified by type (prison versus commu-nity corrections facility) and by census re-gion. In the second stage, interviewers visit-ed each selected facility and drew a sample of inmates using predetermined sampling procedures. There were 275 facilities select-ed, yielding a sample of about 15,000 in-mates. Of these, 14,649 were contacted and 13,711 were interviewed successfully.

Note: The codebook includes a summary of errors and omissions that have been identi-fied as of this release. This list is not definitive and there may be other as yet unidentified in-consistencies in the dataset. Users are re-quested to notify ICPSR if they encounter se-rious data errors.

Extent of collection: 1 data file + machine-readable documentation (text) + SAS data definition statements + SPSS data definition statements

Extent of processing: UNDOCCHK.ICPSR/ MDATA

Logical record length data format with SAS and SPSS data definition statements

rectangular file structure

14,649 cases

1,136 variables

2,239-unit-long record

1 record per case

Survey of inmates of state correctional facilities, 1991: [United States]

(ICPSR 6068)

Sampling: The sample design used was a stratified, two-stage selection. In the first stage, correctional facilities were separated into two sampling frames: prisons with male inmates and prisons with female inmates. Prisons holding both sexes were included on both lists and treated independently in sample selection based on their population of male or female prisoners as relevant. Within each frame, facilities were stratified by census region and facility type (confinement and community-based). The male frame was further stratified by security level (maximum, medium, minimum, and unclassified). A systematic sample of prisons was then selected within strata on each frame with probabilities proportional to the size of each prison. In the second stage, interviewers visited each selected facility and systematically selected a sample of male and female inmates using predetermined procedures, with the selection process allowing for an oversample of females. In 1991, 272 facilities were selected, yielding a sample size of 15,011 inmates. A total of 13,986 inmate interviews were completed.

Extent of collection: 1 data file + machine-readable documentation (text) + SAS data definition statements + SPSS data definition statements

Extent of processing: MDATA/ CONCHK.ICPSR/ FREQ.ICPSR/ RECODE/ UNDOCCHK.ICPSR/

Logical record length data format with SAS and SPSS data definition statements

rectangular file structure
13,986 cases
1,338 variables
2,515-unit-long record
1 record per case

Bureau of Justice Statistics, U.S. Dept. of Justice, and Federal Bureau of Prisons, U.S. Dept. of Justice

Survey of inmates in state and federal correctional facilities, 1997

(ICPSR 2598)

Summary: Conducted by the Bureau of the Census, this survey provides nationally repre-

sentative data on state prison inmates and sentenced federal inmates held in federally owned and operated facilities. Through personal interviews from June–October 1997, inmates in both state and federal prisons provided information about their current offense and sentence, criminal history, family background and personal characteristics, prior drug and alcohol use and treatment programs, gun possession and use, gang membership, and prison activities, programs, and services. Prior surveys of state prison inmates, called **Survey of inmates of state correctional facilities**, were conducted in 1974, 1979, 1986, and 1991 (see ICPSR 7811, 7856, 8711, and 6086). Sentenced federal prison inmates were first interviewed in 1991 (see **Survey of inmates of federal correctional facilities, 1991** [ICPSR 6037]). The federal data are combined with the state data in this collection. Part 1, Numeric Data, consists of numerically-coded responses, while Part 2, Alphanumeric Data, contains free-field responses to "Specify, Other" questions in ASCII text form.

Universe: Inmates in state and federal prisons in the United States.

Sampling: The sample design was a stratified two-stage selection first selecting prisons, and second selecting inmates in sampled prisons.

Restrictions: To preserve respondent privacy, certain identifying variables are restricted from general dissemination. Users interested in obtaining these data should follow the procedures for obtaining restricted-access data collections described in the preface to this catalog.

Extent of collection: 2 data files + machine-readable documentation (PDF) + SAS data definition statements + SPSS data definition statements + data collection instrument (PDF)

Extent of processing: DDEF.ICPSR/ MDATA.PR/ RECODE/ REFORM.DOC/ UNDOCCHK.ICPSR

Logical record length data format with SAS and SPSS data definition statements

Part 1
Numeric data
rectangular file structure
18,326 cases
2,325 variables
5,756-unit-long record
1 record per case

Part 2

Alphanumeric data

rectangular file structure
18,326 cases
347 variables
13,071-unit-long record
1 record per case

Bureau of Justice Statistics,
U.S. Dept. of Justice

Survey of jail inmates, 1972

(ICPSR 7668)

Summary: Formerly titled **Survey of local jails: Inmate data, 1972**, this survey was conducted for the National Criminal Justice Information and Statistics Service by the Demographic Survey Division, United States Bureau of the Census. The data were obtained in personal interviews from a sample of the inmates of local jails. There is information about 4,238 inmates, including basic demographic data, income and employment data, reasons for incarceration, bail status, dates of admission and sentencing, length and type of sentence, and previous incarceration history. Data and documentation were prepared by the Center for Advanced Computation, University of Illinois, Urbana. Class II

Extent of collection: 1 data file + machine-readable documentation (text)

OSIRIS and card image data formats

rectangular data format
4,238 cases
116 variables
218-unit-long record
3 records per case

Related publication:
National Criminal Justice Information and Statistics Service
"Survey of local jails" (Advance Report).
National prisoner statistics special report.

Bureau of Justice Statistics,
U.S. Dept. of Justice

Survey of jail inmates, 1978

(ICPSR 7751)

Sampling: A random probability sample of 5,247 jail inmates was drawn nationally across the United States.

Extent of collection: 1 data file + machine-readable documentation (text) + OSIRIS dictionary + SAS data definition statements + SPSS data definition statements

Extent of processing: CDBK.ICPSR/ RECODE/
MDATA.ICPSR/ DDEF.ICPSR/ UNDOCCHK.ICPSR

rectangular file structure
5,247 cases
579 variables
1,006-unit-long record
1 record per case

Bureau of Justice Statistics,
U.S. Dept. of Justice

**Survey of youths in custody, 1987:
[United States]**

(ICPSR 8992)

(included on CD-ROM CD0014)

Summary: This data collection, the first survey of youths confined to long-term, state-operated institutions, was undertaken to complement existing Children in Custody censuses. It also serves as a companion to the Surveys of State Prisons, allowing comparisons between adult and juvenile populations. The survey provides detailed information on the characteristics of youths held primarily in secure settings within the juvenile justice system. The data contain information on criminal histories, family situations, drug and alcohol use, and peer group activities. For youths committed for violent acts, data are available on the victims of their crimes and on weapon use.

Universe: All youths in long-term, state-operated juvenile institutional facilities.

Sampling: Stratified systematic random sample.

Note: ICPSR makes available the Children in Custody census files under the titles
Juvenile detention and correctional

facility census, 1971 (ICPSR 7637), **1973** (ICPSR 7639), **1974** (ICPSR 7706), **1975** (ICPSR 7707), **1977** (ICPSR 7758), **1979** (ICPSR 7846), **1982–1983** (ICPSR 8205), **1984–1985** (ICPSR 8495), and **Census of public and private juvenile detention, correctional, and shelter facilities, 1986–1987** (ICPSR 8973), **1988–1989** (ICPSR 9445), and **1990–1991** (ICPSR 9824). The Surveys of State Prisons are available under the titles **Survey of inmates of state correctional facilities, 1974** (ICPSR 7811), **1979** (ICPSR 7856), **1986** (ICPSR 8711), and **1991** (ICPSR 6068).

Extent of collection: 1 data file + machine-readable documentation (text) + SAS data definition statements + SPSS data definition statements + machine-readable frequencies

Extent of processing: MDATA.PRV/FREQ.ICPSR/ UNDOCCHK.ICPSR/ RECODE/ DDEF.ICPSR/ CDBK.ICPSR

Logical record length data format with SAS and SPSS data definition statements

rectangular file structure
2,621 cases
277 variables
476-unit-long record
1 record per case

Bureau of Justice Statistics,
U.S. Dept. of Justice, and Inter-university
Consortium for Political and Social
Research

**Gender of prisoners admitted to
state and federal institutions in the
United States, 1926–1987**

(ICPSR 9517)

(included on CD-ROMs CD0030 and
CD0033)

Summary: This data collection includes tabulations of annual adult admissions to federal and state correctional institutions by gender for the years 1926 through 1987. The two data files have identical structures: Part 1 includes information on male admissions, and Part 2 includes information on female admissions. The 3,348 cases in each part include one case for each of the 62 years of the collection for each of the following 54 categories: the 50 states, the District of Columbia, federal institutional totals, state cumulative totals, and United States totals (the sum of

the federal and state cumulative totals). The figures were drawn from a voluntary reporting program in which each state, the District of Columbia, and the Federal Bureau of Prisons reported summary and detailed statistics, as part of the National Prisoner Statistics reporting series. Each file also includes individual state and United States general population figures.

Universe: (1) All adult felons serving a sentence in a federal or state institution (prior to 1972) and (2) all persons sentenced as adults or youthful offenders and whose maximum sentence length was a year and a day or longer (1972 and after).

Extent of collection: 2 data files + machine-readable documentation (text) + OSIRIS dictionary + SAS data definition statements + SPSS data definition statements

Extent of processing: CDBK.ICPSR/ RECODE/ DDEF.ICPSR/ MDATA.ICPSR/ UNDOCCHK.ICPSR

Logical record length data format with SAS and SPSS data definition statements, and card image

Part 1
Male admissions, 1926–1987
rectangular file structure
3,348 cases
22 variables
119-unit-long record
2 records per case

Part 2
Female admissions, 1926–1987
rectangular file structure
3,348 cases
22 variables
119-unit-long record
2 records per case

Bureau of Justice Statistics,
U.S. Dept. of Justice, and Inter-university
Consortium for Political and Social
Research

**Race of prisoners admitted to state
and federal institutions in the
United States, 1926–1986**

(ICPSR 9165)

(included on CD-ROM CD0030)

Summary: This data collection includes tabulations of annual adult admissions to federal

and state correctional institutions by race. Data are provided for the years 1926 to 1986 and include tabulations for prisons in each of the 50 states and the District of Columbia, as well as federal prison totals and United States totals. The figures were derived from a voluntary reporting program in which each state, the District of Columbia, and the Federal Bureau of Prisons reported summary and detailed statistics as a part of the National Prisoner Statistics series. Individual state and United States population figures according to racial categories also are provided.

Note: The 54 cases in this collection represent the 50 United States and the District of Columbia plus three additional categories, United States totals, federal totals, and state totals. The United States totals are the sum of the federal and state categories.

Extent of collection: 1 data file + machine-readable documentation (PDF) + SAS data definition statements + SPSS data definition statements

Extent of processing: DDEF.ICPSR/SCAN/REFORM.DOC

OSIRIS and card image data formats, with SAS and SPSS data definition statements for each

rectangular file structure
54 cases
350 variables
3,276 unit-long record
47 records per case

Related publication:
Langan, Patrick

"Historical prisoner statistics on the race of persons admitted to state and federal institutions, 1926-1986." Washington, DC: Bureau of Justice Statistics, 1991.

Bureau of Justice Statistics,
U.S. Dept. of Justice

**Survey of inmates of federal
correctional facilities, 1991**

(ICPSR 6037)

Summary: This survey provides nationally representative data on persons held in feder-

al prisons. The survey was designed to supply information on individual characteristics of prison inmates, such as their current offenses and sentences, criminal histories, prior drug and alcohol use and treatment, gun possession and use, gang membership, and family background. Data on characteristics of victims and on prison activities, programs, and services are provided as well. Class IV

Universe: All adult inmates in the United States housed in correctional facilities segregated by sex and operated by the federal government.

Sampling: The sample was selected from a universe of 81 facilities for males with a total of 48,166 male inmates and 14 facilities for females with a total of 4,015 female inmates. The design consisted of two stages of sampling: (1) stratifying facilities and selecting one facility per stratum with probability proportional to size, and (2) systematically selecting the inmates within a chosen facility for inclusion in the sample.

Note: Part 1, Successful Interview Data, contains two variables, SC3870 and SC3885, that were improperly formatted. These variables are repeated at the end of the dataset with proper formats as variables SC3870R and SC3885R.

Restrictions: To preserve respondent privacy, certain identifying variables are restricted from general dissemination. Users interested in obtaining these data should follow the procedures for obtaining restricted-access data collections described in the preface to this catalog.

Extent of collection: 2 data files + machine-readable documentation (PDF) + SAS data definition statements + SPSS data definition statements

Extent of processing: MDATA.PR/ DDEF.ICPSR

Logical record length data format with SAS and SPSS data definition statements

Part 1
Successful interview data
rectangular file structure
6,572 cases
1,354 variables
2,730-unit-long record
1 record per case

Part 3

Unsuccessful interview data

rectangular file structure

475 cases

36 variables

160-unit-long record

1 record per case

Byrne, James M., and Linda M. Kelly

Evaluation of the implementation and impact of the Massachusetts intensive probation supervision project, 1984-1985

(ICPSR 9970)

This study was sponsored by the U.S. Dept. of Justice, National Institute of Justice. The grant number is 85-IJ-CX-0036.

Summary: The purpose of this study was to evaluate the effectiveness of an Intensive Probation Supervision (IPS) program on high-risk offenders. The IPS program was characterized by four changes in usual procedures: (1) increased supervision, (2) risk/needs assessment for substance abuse, employment, and marital/family relationships, (3) stricter enforcement of probation, and (4) a four-stage revocation procedure for technical violations. The investigators also studied whether the additional caseload of the probation officers who implemented the IPS program reduced the number of supervision contacts with non-IPS probationers under normal minimum, moderate, and maximum supervision regimens. Offenders put on IPS probation in 1985 from 13 experimental courts were compared to high-risk offenders put on regular probation in the experimental courts in 1984, and to high-risk offenders on regular probation from 13 control courts for both 1984 and 1985. Data were derived from risk assessment forms, needs/strengths assessment forms, probation supervision records, and criminal history data obtained from the state's probation central field. For each offender, a full range of data were collected on (1) offender risk characteristics at initial, four-month, ten-month, and termination assessments, (2) offender needs characteristics at the same intervals, (3) probation officer/offender contact chronologies for the entire one-year follow-up period, and (4) offender prior criminal history and recidivism during a one-year follow-up period.

Universe: All offenders placed on probation in Massachusetts in 1984 and 1985.

Sampling: Fifteen courts were originally selected for the experimental program, but two were subsequently dropped from the study. The 13 remaining pilot sites provided a cross-section of the state's probation system, including courts covering urban, suburban, rural, and mixed (urban/suburban/rural) areas of the state. IPS eligibility was determined by a score of less than 10 on the state's risk/needs assessment forms. The experimental group comprised all offenders who met this criterion and were included in the IPS program between April 1 and December 31, 1985 (n = 277). All IPS-eligible offenders who were placed on regular probation between April 1 and December 31, 1984, were used for pre/post comparisons within the experimental courts (n = 242). The total population of IPS-eligible offenders in the 13 control courts for the periods of April 1 to December 31, 1984, and April 1 to December 31, 1985, were included in the control group (n = 365). Finally, a random sample of all other offenders in experimental and control courts who were placed on probation during the same time periods of 1984 and 1985 was drawn (n = 2,534).

Note: The two data files are identically structured and contain the same set of variables.

Extent of collection: 2 data files + machine-readable documentation (text) + SAS data definition statements + SPSS data definition statements

Extent of processing: MDATA.ICPSR/
UNDOCCHK.PR/ DDEF.ICPSR

Card image data format with SAS and SPSS data definition statements

Part 1

Pre-test group

rectangular file structure

1,581 cases

637 variables

80-unit-long record

19 records per case

Part 2

Post-test group

rectangular file structure

1,787 cases

637 variables

80-unit-long record

19 records per case

Related publication:

Byrne, J.M., and L.M. Kelly
"Restructuring probation as an intermediate sanction: An evaluation of the implementation and impact of the Massachusetts intensive probation supervision program" (Final Report). Washington, DC: National Institute of Justice, 1989.

Deschenes, Elizabeth Piper, Susan Turner, and Peter W. Greenwood

Experimental evaluation of drug testing and treatment interventions for probationers in Maricopa County, Arizona, 1992-1994

(ICPSR 2025)

This study was sponsored by the U.S. Dept. of Justice, National Institute of Justice. The grant number is 91-DD-CX-K050.

Summary: This data collection represents a combined experimental evaluation of a drug court program, implemented in 1992 in cooperation with the Maricopa County Adult Probation Department, in comparison to standard probation with different levels of drug testing. The experiment's objective was to compare the drug use and criminal behavior of probationers assigned to four alternative regimes or tracks: (1) standard probation, but no drug testing, (2) standard probation with random monthly drug tests, (3) standard probation with testing scheduled twice a week, and (4) drug court, an integrated program of drug testing, treatment, and sanctions that utilized a carefully structured set of rewards and punishments. The experiment was limited to first-time felony offenders convicted of drug possession or use (not sales) and sentenced to a term of three years' probation. A total of 630 probationers from Maricopa County were randomly assigned to one of the four experimental regimes and tracked for a 12-month period. Data collection efforts included: (1) background information on each participant, (2) process information on the characteristics of supervision and services provided under each experimental condition, and (3) follow-up data on subsequent drug use, crime, and pro-social activities for 12 full months. Background Data (Part 1) include demographic variables such as race, sex, education, marital status, living arrangements, and employment history. In addition, there are variables on prior drug use and abuse, drug treatment, criminal histories as both a

juvenile and an adult, and risk and need assessment scores. Other variables include the results of drug testing and any sanctions taken for a positive result (Part 2), new arrests while on probation and corresponding disposition and conviction (Part 3), and technical violations and any actions taken for these violations (Part 4). For probationers assigned to drug court (Part 5) there are variables measuring probationers' status, probation recommendations, and judges' decisions at 11 different progress assessments. The follow-up information (Parts 6-8) includes monthly data on the status of the probationer; the number of face-to-face office contacts, phone contacts, work/school contacts; and community contacts; collateral checks, employment/school verification; counseling sessions; alcohol tests; drug tests; substance abuse treatment; the number of hours the probationer spent job hunting, in educational training, in vocational training, and in community service; the number of days employed full- and part-time, and the amount of earnings, fines paid, restitution paid, and fees paid.

Universe: First-time offenders convicted for felony drug possession or use in Maricopa County, Arizona.

Sampling: Random sampling.

Extent of collection: 8 data files + machine-readable documentation (PDF) + SAS data definition statements + SPSS data definition statements

Extent of processing: CDBK.ICPSR/ SCAN/ DDEF.ICPSR/ MDATA.ICPSR/ REFORM.DATA/ UNDOCCHK.ICPSR/ REFORM.DOC

Logical record length data format with SAS and SPSS data definition statements

Part 1

Background data
rectangular file structure
630 cases
215 variables
352-unit-long record
1 record per case

Part 2

Drug testing data
rectangular file structure
1,381 cases
5 variables
16-unit-long record
1 record per case

Part 3

New arrest data

rectangular file structure
1,099 cases
6 variables
19-unit-long record
1 record per case

Part 4

Technical violations data

rectangular file structure
1,939 cases
5 variables
15-unit-long record
1 record per case

Part 5

Drug court data

rectangular file structure
176 cases
388 variables
572-unit-long record
1 record per case

Part 6

Six-month review data

rectangular file structure
630 cases
283 variables
529-unit-long record
1 record per case

Part 7

Twelve-month review data

rectangular file structure
630 cases
284 variables
531-unit-long record
1 record per case

Part 8

Thirteen-month review data

rectangular file structure
630 cases
73 variables
130-unit-long record
1 record per case

Related publications:

Deschenes, Elizabeth Piper, Susan Turner, Peter W. Greenwood, and James Chiesa
"An experimental evaluation of drug testing and treatment interventions for probationers in Maricopa County, Arizona" (Final Report). Washington, DC: National Institute of Justice, 1996.

Deschenes, E.P., and R. Petersen

"Experimenting with the drug court model: Implementation and change in Maricopa County, Arizona." In W. Clinton Terry (ed.),

The early drug courts. Newbury Park, CA: Sage Publications, 1999.

Deschenes, E.P., S. Turner, and P. Greenwood

"Drug court or probation? An evaluation of Maricopa County's first-time drug offender program." *Justice System Journal* 18, 1 (1995) 55-73.

Deschenes, E.P., and P.W. Greenwood

"Maricopa County's drug court: An innovative program for first-time drug offenders on probation." *Justice System Journal* 17, 1 (1994) 99-115.

Deschenes, Elizabeth Piper, Susan Turner, and Joan Petersilia

Intensive community supervision in Minnesota, 1990-1992: A dual experiment in prison diversion and enhanced supervised release

(ICPSR 6849)

This study was sponsored by the U.S. Dept. of Justice, National Institute of Justice. The grant number is 90-DD-CX-0062.

Summary: For this program evaluation, which utilized a randomized field experiment, two separate substudies were conducted: one investigated the "front door" Intensive Community Supervision (ICS) program that diverted prisoners into the community at the beginning of their prison terms, and the other studied the "back door" Intensive Supervised Release (ISR) program that provided enhanced supervision services for offenders who were just finishing their terms of confinement and had a residential mandate upon release from prison. The random assignment procedure began in October 1990 and continued until June 1992. Prison caseworkers in the Office of Adult Release (OAR) within the Minnesota Department of Corrections screened offenders for participation in the prison diversion program (ICS) according to established criteria. The RAND coordinator assigned offenders to the experimental program or to the control program (prison) by consulting a pre-determined random list of assignments. For the ISR program, institutional caseworkers reviewed the treatment plans for offenders who were scheduled to be released from prison within the next six months. The same procedure for random assignment was used as in the ICS study. The final sample sizes were 124 in the ICS program and 176 in the ISR program. Parts 1 and 9, Background Da-

ta, include demographic information such as sex, race, education, marital status, number of dependents, and living arrangement at time of most recent arrest. Also included is information on the offender's prior employment history, drug use prior to drug treatment, status after random assignment, various probation/parole/release conditions ordered, and criminal record information for prior arrests, for the governing offense and for the offense immediately prior to the current prison admission. Each offender was also rated on various items relating to risk: of recidivism and need for treatment. The 6-month, 12-month, and 13-month review data (Parts 2-4 and 10-12) record the same information for each month. Variables provide information on the current status of the offender, days under regular supervision, intensive community supervision, special services, electronic surveillance, detention or incarceration (jail or prison), and days on other status. Information was also recorded for each month during the review regarding number and type of face-to-face contacts, number and type of phone contacts, number of drug tests taken, number and type of monitoring checks performed, number and type of sessions in counseling, number of days job hunting or in training, hours of community service, number of days employed and amount of earnings, amount of fines and court costs paid, amount of victim restitution paid, and amount of probation fees paid. Because a large percentage of the ICS control offenders were expected to remain in prison during a 12-month follow-up (resulting in premature recidivism outcomes), recidivism data for all ICS offenders were collected for a period of 24 months after assignment to the study (Part 5). Part 5 contains up to three status codes and number of days at each status for months 1-25 for the ICS cases only. Also included is information on work release, violations of supervision, absconding, returns to jail, returns to prison, and other releases. Parts 6 and 13 provide drug violation data, including first and second type of drug, action taken, and number of days since random assignment. Parts 7 and 14 provide technical violation data, including technical violation; first, second, and third action taken; days from assignment to each action; and most serious action taken. Finally, Parts 8 and 15 provide arrest data, including arrest code; age at arrest; if convicted, conviction code; type of sentence; and age at disposition. Dates were converted by RAND to time-lapse variables for the public release files for purposes of time-at-risk analysis.

Universe: All inmates entering and exiting prison in Minnesota from October 1990 to June 1992 who met the program eligibility criteria.

Sampling: Participants were recruited from three sources: (1) offenders recently convicted and committed to the Minnesota prison system for 27 months or less who met eligibility criteria, (2) offenders who had violated the terms of their probation and had been committed to the Commissioner of Corrections, and (3) offenders who had served at least two-thirds of their pronounced prison sentence and would be placed on supervised release from prison within six months.

Extent of collection: 15 data files + machine-readable documentation (PDF) + SAS data definition statements + SPSS data definition statements

Extent of processing: MDATA.PR/REFORM.DATA/REFORM.DOC/ UNDOCCHK.ICPSR/ MDATA.ICPSR/ CDBK.ICPSR/ DDEF.ICPSR/ SCAN

Logical record length data format with SAS and SPSS data definition statements

Part 1
ICS background data
 rectangular file structure
 124 cases
 222 variables
 479-unit-long record
 1 record per case

Part 2
ICS 6-month review data
 rectangular file structure
 124 cases
 348 variables
 922-unit-long record
 1 record per case

Part 3
ICS 12-month review data
 rectangular file structure
 124 cases
 348 variables
 928-unit-long record
 1 record per case

Part 4
ICS 13-month (extra) review data
 rectangular file structure
 124 cases
 57 variables
 126-unit-long record
 1 record per case

Part 5
ICS 24-month follow-up data
rectangular file structure
124 cases
209 variables
472-unit-long record
1 record per case

Part 6
ICS drug test data
rectangular file structure
38 cases
5 variables
20-unit-long record
1 record per case

Part 7
ICS technical violations data
rectangular file structure
47 cases
10 variables
42-unit-long record
1 record per case

Part 8
ICS arrest data
rectangular file structure
129 cases
8 variables
23-unit-long record
1 record per case

Part 9
ISR background data
rectangular file structure
176 cases
222 variables
479-unit-long record
1 record per case

Part 10
ISR 6-month review data
rectangular file structure
176 cases
354 variables
934-unit-long record
1 record per case

Part 11
ISR 12-month review data
rectangular file structure
176 cases
354 variables
940-unit-long record
1 record per case

Part 12
ISR 13-month (extra) review data
rectangular file structure
176 cases
58 variables
160-unit-long record
1 record per case

Part 13
ISR drug test data
rectangular file structure
79 cases
5 variables
20-unit-long record
1 record per case

Part 14
ISR technical violations data
rectangular file structure
151 cases
10 variables
42-unit-long record
1 record per case

Part 15
ISR arrest data
rectangular file structure
204 cases
8 variables
23-unit-long record
1 record per case

Related publications:

Deschenes, Elizabeth Piper, Susan Turner, and Joan Petersilia.

Intensive community supervision in Minnesota: A dual experiment in prison diversion and enhanced supervised release. Santa Monica, CA: RAND, 1995.

Deschenes, Elizabeth Piper, Susan Turner, and Joan Petersilia.

"Dual experiment in intensive community supervision: Minnesota's prison diversion and enhanced supervised release programs." *Prison Journal* 75,3 (1995), 330-356.

Downs, George W., and David M. Rocke
Validating prison security classification instruments in Hawaii, 1984-1985
(ICPSR 9921)

This study was sponsored by the U.S. Dept. of Justice, National Institute of Justice. The grant number is 84-IJ-CX-0029.

Summary: The purpose of this study was to develop and validate a reliable and accurate method for measuring the effectiveness of offender classification systems to improve the management of correctional facilities. In the early 1980s, the state of Hawaii began classifying its prisoners with a newly developed Federal Bureau of Prisons classification instrument. This study was designed to develop a method to evaluate this form. Two prediction models were used. The first, initial classification, used the sum of four variables to arrive at a security score, which was taken to be predictive of violence. The second, reclassification, used the sum of seven different variables to obtain a custody total, which was then used as a major determinant of reclassification. Two groups of inmates were used: inmates who had committed infractions and inmates with no reported infractions. Research variables include (a) initial classification: offense (severity), expected length of incarceration (sentence), type of prior commitments, and history of violence, and (b) reclassification: percentage of time served, involvement with drugs/alcohol, mental/psychological stability, most serious disciplinary report, frequency of disciplinary reports, responsibility that the inmate demonstrated, and family/community ties. In addition, the collection supplies information on race and sex of inmates; sentence limitation; history of escapes or attempts; previous infractions; entry, reclassification, and termination dates (month and year); and custody level. There are demographic variables for sex and race. The unit of observation is the inmate. Class IV

Universe: All prison inmates in the Hawaii State Prison (now the Oahu Community Correctional Center).

Sampling: Two samples of prison inmates were used, one group of 57 inmates who had committed infractions and another group of 106 inmates who had no reported infractions.

Note: For further information users should refer to the final report, which is available from the National Criminal Justice Reference Service, the clearinghouse for the National Institute of Justice.

Extent of collection: 1 data file + machine-readable codebook (text) + SAS data definition statements + SPSS data definition statements

Logical record length data format with SAS and SPSS data definition statements

rectangular file structure
300 cases
35 variables
85-unit-long record
1 record per case

English, Kim

Management of sex offenders by probation and parole agencies in the United States, 1994

(ICPSR 6627)

(included on CD-ROMs CD0014 and CD0033)

This study was sponsored by the U.S. Dept. of Justice, National Institute of Justice. The grant number is 92-IJ-CX-K021.

Summary: This study examined various ways states approach and sanction sex crimes (i.e., child sexual abuse, incest, and sexual assault) and sex offenders. The aim of the study was to obtain basic information about policies and procedures of probation and parole agencies with respect to adult sex offender case management. State corrections administrators in 49 states and the District of Columbia were contacted to supply information on their states' probation and parole offices and the corresponding jurisdictions. From these offices, probation and parole supervisors at the office-management level were selected as survey respondents because of their familiarity with the day-to-day office operations. Respondents were asked about the usage of various supervision methods, such as electronic monitoring, requiring offenders on probation or parole to register with law enforcement agencies, and polygraph testing. Sanctions such as requiring the offenders to seek treatment and forbidding contact with the victim were discussed, as were various queries about the handling of the victim in the case (whether a written statement by the victim was routinely included in the offender's file, whether officers usually had contact with the victim, and whether there was a system for advising victims of status changes for the offender). Other questions focused on whether the office used specialized assessments, caseloads, programs, and policies for sex offenders that differed from those used for other offenders. Various issues regarding treatment for offenders were also examined: who chooses and pays the treatment provider, whether the agency or the court approves treatment providers,

what criteria are involved in approval, and whether the office had an in-house sex offender treatment program.

Universe: Probation and parole agencies throughout the United States.

Sampling: The sample for the telephone survey covered 49 states and the District of Columbia. South Dakota was not included in the study because information about sampling units was not furnished upon request. The sample was stratified based on geography and population density. Each state was divided into four (generally equal) geographic quadrants and, using population figures from the 1990 Census, one respondent was selected per every 500,000 or fewer people in each quadrant. Due to administrative variations, the Arizona parole system, Nebraska probation and parole systems, New York State parole system, and Virginia probation and parole systems were only partially represented in the survey.

Extent of collection: 1 data file + machine-readable documentation (text) + SAS data definition statements + SPSS data definition statements + data collection instruments

Extent of processing: DDEF.ICPSR/ MDATA.PR/ REFORM.DATA/ CDBK.ICPSR/ UNDOCCHK.ICPSR/ SCAN

Logical record length data format with SAS and SPSS data definition statements

rectangular file structure
732 cases
201 variables
437-unit-long record
1 record per case

Related publication:

English, Kim, Susan Chadwick, Suzanne Pullen, and Linda Jones

"Managing sex offenders by probation and parole agencies in the United States, 1994" (Final Report). Denver, CO: Colorado Department of Public Safety, 1994.

Espy, M. Watt, and John Ortiz Smykla

Executions in the United States, 1608–1991: The Espy file

(ICPSR 8451)

(included on CD-ROM CD0014)

Summary: This collection furnishes data on executions performed under civil authority in the United States between 1608 and April 24, 1991. The dataset describes each individual executed and the circumstances surrounding the crime for which the person was convicted. Variables include age, race, name, sex, and occupation of the offender; place, jurisdiction, date, and method of execution; and the crime for which the offender was executed. Also recorded is data on whether the only evidence for the execution was official records indicating that an individual (executioner or slave owner) was compensated for an execution.

Universe: Executions that occurred under civil authority in the United States or within territory which later became the United States.

Note: This dataset represents the most complete list of executions in the United States compiled to date. The dataset contains one alphabetic variable, "Name of Offender."

Extent of collection: 1 data file + machine-readable documentation (text) + SAS data definition statements + SPSS data definition statements

Extent of processing: CONCHK.ICPSR/ CONCHK.PR/ MDATA.PR/ FREQ.ICPSR/ UNDOCCHK.ICPSR/ DDEF.ICPSR/ CDBK.ICPSR

Logical record length data format with SAS and SPSS data definition statements

rectangular file structure
14,634 cases
21 variables
64-unit-long record
1 record per case

Fendrich, Michael

Evaluating the impact of alternative placement programs for juveniles in a southwestern state, 1983–1995: [United States]

(ICPSR 2991)

This study was sponsored by U.S. Dept. of Justice, National Institute of Justice. The grant number is 95-IJ-CX-0108.

Summary: This study addressed the question of whether alternative correctional programs were more effective than traditional training schools in reducing recidivism among juvenile offenders. Alternative programs were de-

fined as halfway homes, group homes, foster homes, ranches, camping programs, and specialized vocational programs, while training schools were defined as secure, restrictive custody programs in institutional settings. The goal of this study was to assess the impact of alternative program placements versus training school for a 12-year period on 266 juvenile delinquents remanded to youth facilities in a southwestern state in 1983. Subjects chosen for the study were 298 youth who had been committed by a county court to a statewide juvenile corrections program between January 1, 1983, and July 1, 1983. The sample was representative of the youth commission's population of juvenile offenders in terms of age, race, and sex. All were first time commitments, and the original commitment offense for a majority of the youth was a non-violent property crime, such as burglary or theft. From this original sample, 32 juveniles were eliminated from the study because they were not adequately exposed to either an institutional or alternative program. The final sample consisted of 266 juvenile offenders, of which 164 were placed in institutions and 102 were placed in alternative programs. Youth were not randomly assigned to programs. Juveniles with particular characteristics were automatically assigned to certain types of programs. All violent offenders were placed in institutions. The study was designed to include a lengthy follow-up period, a focus on subject by program interaction effects, and the use of survival analysis to examine the timing of recidivism as well as its incidence. Recidivism was defined as the first arrest or parole revocation that took place within the follow-up period. The follow-up period was approximately 12 years, from the parole assignment until September 1, 1995. Data were collected primarily from the administrative records of the state youth commission. The commission also obtained additional follow-up data from the state Department of Public Safety and the state Department of Corrections. Additionally, family background data were collected from each youth's parole officer in response to a survey conducted specifically for this study in September 1994. Demographic variables include commitment age, race, and sex. Psychosocial variables include family environment and IQ. Other independent variables include program placement status, delinquency risk scales, and program adjustment measures. The dependent variable is recidivism, measured as both a discrete variable indicating whether an arrest occurred and time until first arrest offense after parole.

Universe: All juveniles who had been committed by a county court to the juvenile corrections program in a southwestern state between January 1, 1983, and July 1, 1983.

Restrictions: The data are restricted from general dissemination. Users interested in obtaining these data should follow the procedures for obtaining restricted-access data collections described in the preface to this catalog.

Extent of collection: 1 data file + machine-readable documentation (PDF) + SAS data definition statements + SPSS data definition statements

Extent of processing: MDATA.ICPSR/
UNDOCCHK.ICPSR/ CDBK.ICPSR/ DDEF.ICPSR/
REFORM.DATA/ REFORM.DOC

Logical record length data format with SAS and SPSS data definition statements

rectangular file structure
266 cases
42 variables
123-unit-long record
1 record per case

Related publications:

Fendrich, Michael, and Melanie Archer.

"Long-term rearrest rates in a sample of adjudicated delinquents: Evaluating the impact of alternative programs" (Final Report). Washington, DC: National Institute of Justice, 1998.

Fendrich, Michael, and Melanie Archer.

"Long-term rearrest rates in a sample of adjudicated delinquents: Evaluating the impact of alternative programs." *NCJ 175059. Prison Journal* 78,4 (December 1998), 360-389.

Glaser, Daniel, and Margaret A. Gordon

Use and effectiveness of fines, jail, and probation in municipal courts in Los Angeles County, 1981-1984

(ICPSR 9742)

This study was sponsored by the U.S. Dept. of Justice, National Institute of Justice. The grant number is 86-IJ-CX-0028.

Summary: The purpose of this data collection was to identify those attributes of offenders that are most often associated with receiving

particular types of financial penalties along with probation, such as fines, restitution, and cost of probation. A further purpose was to estimate the relative effectiveness of these penalties in preventing recidivism. Variables include descriptions of the type of offense and penalties received, the location of the court where sentencing took place, and information about the individual's race, age, gender, level of education, employment, living arrangements, and financial status. Prior arrests and convictions are included, as are arrests, convictions, and penalties subsequent to the original case under study. Also provided are six sets of variables that describe all offenders within each conviction category. These six groups provide additional information about the offender's background and behavior. The conviction categories include assault, burglary, drug crimes, driving under the influence, theft, and indecent exposure.

Extent of collection: 1 data file + machine-readable documentation (PDF) + SAS data definition statements + SPSS data definition statements

Extent of processing: UNDOCCHK.PR/
DDEF.ICPSR/ MDATA.ICPSR/ REFORM.DOC

Logical record length data format with SAS and SPSS data definition statements

rectangular file structure
1,121 cases
331 variables
414-unit-long record
1 record per case

Related publications:

- Glaser, Daniel, and Margaret A. Gordon
"Profitable penalties for lower level courts." *Judicature* 73 (1990), 248-252.
- Glaser, Daniel, and Margaret A. Gordon
"Exposing indecent exposure crimes: Offenses and their adjudication." *Sociology and Social Research* 74 (1990), 150-157.
- Gordon, Margaret A., and Daniel Glaser
"Use and effects of financial penalties in municipal courts." *Criminology* 29 (1991), 651-656.

Goodstein, Lynne, John H. Kramer,
John R. Hepburn, and Doris L. MacKenzie

Effects of determinant sentencing on institutional climate and prison administration: Connecticut, Minnesota, Illinois, 1981-1983

(ICPSR 8278)

This study was sponsored by the U.S. Dept. of Justice, National Institute of Justice. The grant number is 80-NI-AX-0006.

Summary: The effects of determinant sentencing on prison climate and administration are examined in this data collection. Three data collection periods are included in the dataset, and there are nine files. The first three files contain data taken from a total random sample of offenders housed at five prisons. File 1 was taken from the first data collection period, File 2 from the second, and File 3 from the third data collection period. The fourth file is an additional sample from the state of Connecticut of those inmates serving determinate sentences, collected during the third period of data collection. The fifth file is indeterminate sample data from data collection periods one and two while the sixth file is indeterminate panel sample data taken from collection period three. The seventh and eighth files are determinate panel sample data from collection periods one and two, respectively. The ninth and final file is determinate panel sample data from collection period three. There were six questionnaires used in collecting these data. The following issues are covered in the questionnaires: inmates' feelings about their arrest, court case, and conviction, feelings about the law, physical problems developed during prison term, how time is spent in prison, family contacts outside prison, relationships with other prisoners and staff (guards), involvement in prison programs, and criminal history. Each file has 550 records. The logical record length of each file is 80. Class IV

Gordon, Jill A.

Assessment of a single-purpose substance abuse facility for committed juvenile offenders in Virginia, 1995-1997

(ICPSR 2730)

This study was sponsored by the U.S. Dept. of Justice, National Institute of Justice. The grant number is 97-RT-VX-K020.

Summary: The objective of this data collection was to provide a preliminary assessment of the effectiveness of treatment offered at the Barrett Juvenile Correctional Center, a substance abuse treatment facility in Virginia for convicted male offenders that began operation in late 1993. The center uses a holistic approach in the treatment of youth to identify the triggers for substance abuse and to investigate the relationship between substance abuse and delinquent behavior. For the facility assessment, various types of data from the Virginia Department of Juvenile Justice were gathered. Baseline data on each juvenile were obtained from the department's Reception and Diagnostic Center and consisted of demographic information and I.Q. scores, criminal history, and substance abuse history. Demographic variables include the youth's race, last grade placement, and with whom the youth lived. Youths' scores on standardized tests were also compiled, including SASSI, verbal I.Q., performance I.Q., and full-scale I.Q. scores. Criminal histories covered whether the committing offense was a felony or misdemeanor, the type of committing offense, the total number of committing offenses, whether a prior offense was a felony or a misdemeanor, the type of prior offense, the total number of prior offenses, the age at first criminal adjudication, age at commitment, and degree of delinquency. Alcohol and drug use data focused on the age at which alcohol was first used, number of times alcohol was used in the past year, age at which marijuana was first used, number of times marijuana was used in the past month, and whether the youth ever used cocaine, crack, inhalants, speed, depressants, hallucinogens, or other drugs. Another source of information was the youths' parole officers, who provided data on youths' criminal offending status and substance abuse at three, six, and twelve months after release from the center. Data obtained from parole officers assessing youths' improvement after leaving the center include whether they were rearrested, the type of offense if rearrested, the total number of offenses rearrested for, dis-

position, most serious offense overall, and youths' overall drug use.

Universe: All male youths who were released from Barrett Juvenile Correctional Center between January 1995 and January 1997.

Extent of collection: 1 data file + machine-readable documentation (PDF) + SAS data definition statements + SPSS data definition statements

Extent of processing: CDBK.ICPSR/ SCAN/ DDEF.ICPSR/ MDATA.ICPSR/ REFORM.DATA/ REFORM.DOC/ UNDOCCCHK.ICPSR

Logical record length data format with SAS and SPSS data definition statements

rectangular file structure
586 cases
168 variables
217-unit-long record
1 record per case

Related publications:

Gordon, Jill A.

"Barrett juvenile correctional center: An assessment of a single-purpose substance abuse facility for committed juvenile offenders" (Final Report). Washington, DC: National Institute of Justice, 1999.

Gordon, Jill A.

"A qualitative evaluation of the program implementation process at Barrett Juvenile Correctional Center." Richmond, VA: Virginia Commonwealth University, 1998.

Gottfredson, Stephen D., and Don M. Gottfredson

Criminal violence and incapacitation in California, 1962-1988

(ICPSR 9922)

(included on CD-ROMs CD0014 and CD0030)

This study was sponsored by the U.S. Dept. of Justice, National Institute of Justice. The grant number is 88-IJ-CX-0002.

Summary: These data were gathered to investigate the usefulness of statistical methods, particularly multiple-regression analysis, in predicting repeat criminal activity subsequent to an individual's release from prison. The data collection consists of follow-up information, collected in 1988, on a sample of

males released from California prisons. The follow-up study identified criminal activity subsequent to individuals' release from prison through 1988. Predictor variables include age, prior periods of arrest, history of drug use, seriousness of original offense, and number of arrests for nuisance, person, property, and fraud offenses.

Universe: Adult men released from California prisons between 1962 and 1988.

Sampling: The original sample was chosen to be representative of men in California prisons in the early 1960s. The follow-up sample is the original sample less those cases lost due to attrition.

Extent of collection: 1 data file + machine-readable documentation (text) + SAS data definition statements + SPSS data definition statements

Extent of processing: MDATA.ICPSR/ SCAN/ REFORM.DATA/ DDEF.ICPSR/ UNDOCCHK.ICPSR

Logical record length data format with SAS and SPSS data definition statements, and SPSS export file

rectangular file structure
4,897 cases
68 variables
119-unit-long record
1 record per case

Harper, Dean

Crime and mental disorder, 1972

(ICPSR 9088)

This study was sponsored by the U.S. Dept. of Justice, National Institute of Justice. The grant number is OJP-85-M-431.

Summary: The purpose of this data collection was to explore the relationship between crime and mental disorder among jail inmates. Three sample groups were studied: jail inmates who had psychiatric contacts, jail inmates who did not have psychiatric contacts, and a control group of psychiatric patients who were not in jail. Psychiatric diagnosis history for inmates and patients with

psychiatric contacts spanning 18 years (1960-1977) is available along with each subject's crime record and sentencing history. Variables include demographic characteristics, type of offenses sentenced, and number of arrests. Also included are psychiatric contact information including date of contact, diagnosis, type of service given, date of treatment termination, and reason for termination. Class IV

Universe: Prisoners who served time in a county jail in the United States in 1972.

Sampling: The sample is composed of 617 prisoners who served time in a county jail during 1972. Among these individuals, 386 had psychiatric contacts either before or after their imprisonment (i.e., between 1960 and 1977) and 231 did not. A control group of 386 psychiatric patients who had not served jail time during 1972 was also selected from the lists of the Psychiatric Case Register. These patients were matched to jail inmates with the psychiatric contacts on the following characteristics: year of first psychiatric contact, census tract of first contact, birth year, gender, and race.

Note: The file has a variable number of records per case because it is hierarchically structured at two levels: the individual level and the psychiatric contact level. For each individual there are at least two 80-column records of data. For each prisoner with psychiatric contacts and for each control group patient, there are one or more additional 80-column records, each representing a separate entry in the Psychiatric Case Register. At the least, a case would have 58 variables describing it and, at most, 1,103.

Extent of collection: 1 data file + machine-readable documentation (text)

Card image data format

hierarchical file structure
80-unit-long record

Related publication:
Harper, D.

"Crime and mental disorder" (Final Report). Washington, DC: National Institute of Justice, 1986.

Hartigan, Richard

Cost effectiveness of misdemeanor probation in Hamilton County, Ohio, 1981-1982

(ICPSR 8259)

This study was sponsored by the U.S. Dept. of Justice, National Institute of Justice. The grant number is 80-IJ-CX-0083.

Summary: This research was designed to determine whether or not the supervision of misdemeanor probationers was cost-effective for increasing the level of successful probation completions in Hamilton County, Ohio. The primary objective was to examine the relationships among these factors: supervision costs, the collection of court costs, fines, and restitution, types of supervision, risk assessment, and probationer conduct for the population of probationers. Probationers were initially classified according to risk assessment and then randomly assigned to a supervision category. Probationer's risk potential was a numerical score derived from demographic background variables, prior record, and history of substance use. The DSCP (Degree of Successful Completion of Probation) was developed specifically to measure probationer conduct and to compare trends and relationships. Data were collected on 2,756 misdemeanor probation experiences between January 1, 1981, and December 31, 1982. The variables examined in the study include: risk assessment at intake, supervision level assigned, number of times the probationer was assigned to probation, start and planned termination dates, date of last status change, status at termination, degree of successful completion of probation achieved, costs incurred in administering probation, and amounts collected from each probationer for court costs, restitution, and fines. The data are contained in three files. Although data were collected on 7,072 misdemeanor probation experiences, there are only 2,756 probationers included in the study. The remaining 4,316 cases were excluded due to failure of the probationer to show up for screening or for other reasons that did not meet the research criteria. For these 2,756 probationers, there are 6,618 records of actual misdemeanor experience in the data file. Each record represents one experience, so it is possible for an individual probationer to have multiple records. There are 16 variables per case. All three files have logical record lengths of 80 characters. Class IV

Hepburn, John R.

Evaluation of the focused offender disposition program in Birmingham, Phoenix, and Chicago, 1988-1992

(ICPSR 6214)

This study was sponsored by the U.S. Dept. of Justice, National Institute of Justice. The grant numbers are 89-DD-CX-0056, 90-IJ-CX-0064, and 92-IJ-CX-0004.

Summary: The Drug Testing Technology/ Focused Offender Disposition (FOD) program was designed to examine two issues regarding drug users in the criminal justice system: (1) the utility of need assessment instruments in appropriately determining the level of treatment and/or supervision needed by criminal offenders with a history of drug use, and (2) the use of urinalysis monitoring as a deterrent to subsequent drug use. This data collection consists of four datasets from three sites. The FOD program was first established in Birmingham, Alabama, and Phoenix, Arizona, in December 1988 and ran through August 1990. The Chicago, Illinois, program began in October 1990 and ended in March 1992. These first three programs studied probationers with a history of recent drug use who were not incarcerated while awaiting sentencing. The subjects were assessed with one of two different treatment instruments. Half of all clients were assessed with the objective Offender Profile Index (OPI) created by the National Association of State Alcohol and Drug Abuse Directors (NASADAD). The other half were assessed with the local instrument administered in each site by Treatment Alternatives to Street Crime (TASC), Inc. Regardless of which assessment procedure was used, offenders were then randomly assigned to one of two groups. Half of all offenders assessed by the OPI and half of the offenders assessed by the local instrument were assigned to a control group that received only random urinalysis monitoring regardless of the drug treatment intervention strategy prescribed by the assessment instrument. The other half of offenders in each assessment group were assigned to a treatment group that received appropriate drug intervention treatment. The Phoenix pilot study (Part 4), which ran from March 1991 to May 1992, was designed like the first Phoenix study, except that the sample for the pilot study was drawn from convicted felons who were jailed prior to sentencing and who were expected to be sentenced to probation. These data contain administrative information, such as current offense, number of ar-

rests, number of convictions, and prior charges. The need assessment instruments were used to gather data on clients' living arrangements, educational and vocational backgrounds, friendships, history of mental problems, drug use history, and scores measuring stakes in conformity. In addition, the study specifically collected information on the monitoring of the clients while in the FOD program, including the number of urinalyses administered and their results, as well as the placement of clients in treatment programs. The files also contain demographic information, such as age, race, sex, and education.

Universe: Probationers.

Sampling: The original FOD program included offenders with a history of recent drug use who were placed on probation and who were not incarcerated while awaiting sentencing. Participation was mandated in Birmingham and in some cases in Chicago, and voluntary in Phoenix and in some cases in Chicago. The Phoenix follow-up pilot study participants were referred to the program by presentence investigators and included only those qualified offenders who were incarcerated while awaiting sentencing.

Restrictions: To preserve respondent privacy, certain identifying variables in Parts 3 and 4 are restricted from general dissemination. Users interested in obtaining these data should follow the procedures for obtaining restricted-access data collections described in the preface to this catalog.

Extent of collection: 4 data files + machine-readable documentation (PDF) + SAS data definition statements + SPSS data definition statements

Extent of processing: CDEK.ICPSR/ DDEF.ICPSR/ MDATA.ICPSR/ REFORM.DATA/ UNDOCCHK.ICPSR/ SCAN

Logical record length data format with SAS and SPSS data definition statements

Part 1
Birmingham data
rectangular file structure
737 cases
123 variables
226-unit-long record
1 record per case

Part 2
Phoenix data
rectangular file structure
701 cases
116 variables
202-unit-long record
1 record per case

Part 3
Chicago data
rectangular file structure
1,331 cases
242 variables
410-unit-long record
1 record per case

Part 4
Phoenix in-jail pilot data
rectangular file structure
173 cases
266 variables
406-unit-long record
1 record per case

Related publications:
Hepburn, John R., C. Wayne Johnston, and Scott Rogers

"The focused offender disposition program: An evaluation report" (Final Report). Washington, DC: National Institute of Justice, 1992.

Hepburn, John R., Wayne Johnston, and Scott Rogers

"The success of drug testing and drug treatment with probationers" (Final Report). Washington, DC: National Institute of Justice, 1993.

Hepburn, John R., Wayne Johnston, and Scott Rogers

"Drug testing, drug treatment, and the confined offender: The Phoenix in-jail pilot study" (Final Report). Washington, DC: National Institute of Justice, 1993.

Hector, Darlanne, Susan Pennell, and Christine Curtis

Community supervision of drug-involved probationers in San Diego County, California, 1991-1993

(ICPSR 2023)

This study was sponsored by the U.S. Dept. of Justice, National Institute of Justice. The grant number is 90-DD-CX-0057.

Summary: The Probationers in Recovery (PIR) program, developed by the San Diego

County Probation Department, targeted high-risk, drug-abusing offenders with the goal of controlling offender behavior without increasing risks to communities. This evaluation of PIR was based on a quasiexperimental design that compared program activities and outcomes for two matched groups of high-risk probationers receiving different levels of service and supervision. The assessment included both a process evaluation to discover if expected service levels were implemented as designed, and an impact evaluation to assess the effectiveness of drug treatment within an intensive community supervision program. The experimental group included 209 PIR participants who received intensive community supervision and drug treatment, and the control group consisted of 151 probationers who were assigned to regular high-risk probation caseloads and who met the PIR screening criteria. The samples were selected from probationers entering community supervision from February to December 1991. The length of the PIR program varied, but for purposes of analysis the minimum time in the program to represent the intervention period was set at eight months, including relapse prevention. A comparable period was used for the control group. The subsequent six-month period was used to measure the effects of PIR and regular high-risk probation after intervention. Intake interviews were conducted with a subsample of 96 probationers in PIR and 80 in the control group (Part 1). The interviews were conducted within the first two weeks after intake. Follow-up interviews were conducted with these probationers after they had completed eight months of PIR or regular high-risk probation to measure experiences on probation and changes in behavior and attitudes (Part 2). Follow-up interviews were completed with 47 probationers from the experimental group in the PIR program and 35 in the control group. The case tracking portion of the study involved the review of probation, treatment, and state and local criminal history files (Part 3). Data on technical violations and arrests for new crimes were compiled for the following time periods: (1) six months prior to the instant offense (the baseline), (2) the first eight months of community supervision (the in-program period), (3) the six months after intervention, and (4) the combined 14-month period. The initial interview (Part 1) included questions regarding sociodemographic characteristics, current offense, awareness of probation conditions ordered, perceived con-

sequences for violations of probation, drug use and drug history, prior drug treatment and treatment needs, criminal history, expectations regarding the probation term, opinions regarding probation and treatment, daily activities prior to the current offense, current life satisfaction, and prospects for the future. Questions on the follow-up interview (Part 2) focused on changes in probationers' personal lives (e.g., employment, income, education, marital status, living situation, and relationships with family and friends), technical probation violations and new offenses committed during the eight-month period, sanctions imposed by probation staff, contacts with probation and treatment staff, changes in drug use and daily activities, expectations with regard to remaining crime- and drug-free in the future, attitudes regarding probation and treatment, treatment needs, and significant life changes over the eight-month period. Variables in the tracking data file (Part 3), include sociodemographic characteristics; current offense and sentence imposed; probation conditions ordered; drug use history; offense and probation violations occurring before, during, and after an eight-month probation period; custody time; changes in level of probation supervision; and program interventions such as drug tests, services delivered, and sanctions imposed.

Universe: All probationers entering community supervision in San Diego County from February to December 1991.

Sampling: Sample selection was based on a nonequivalent control group design. Experimental and control groups were matched using the PIR screening criteria. The subsample for the initial intake interview was selected from the first probationers available from new assignments to PIR and regular high-risk probation at the Probation Department's Central Office during the 11-month sample selection period.

Extent of collection: 3 data files + machine-readable documentation (PDF) + SAS data definition statements + SPSS data definition statements

Extent of processing: MDATA.PR/ CONCHK.PR/ REFORM.DATA/ REFORM.DOC/ CDBK.ICPSR/ UNDOCCHK.ICPSR/ DDEF.ICPSR/ SCAN

Logical record length data format with SAS and SPSS data definition statements

Part 1

Initial interview data

rectangular file structure
176 cases
438 variables
797-unit-long record
1 record per case

Part 2

Follow-up interview data

rectangular file structure
82 cases
504 variables
901-unit-long record
1 record per case

Part 3

Case tracking data

rectangular file structure
360 cases
538 variables
1,099-unit-long record
1 record per case

Related publication:

Hocter, Darlanne, Susan Pennell, and
Christine Curtis

"Supervising drug-involved offenders in
the community: An integrated approach"
(Final Report). Washington, DC: National
Institute of Justice, 1995.

Holeman, Herbert, and Barbara J.
Krepps-Hess

Women correctional officers in California, 1979

(ICPSR 8684)

(included on CD-ROM CD0033)

This study was sponsored by the U.S. Dept.
of Justice, National Institute of Justice. The
grant number is 79-NI-AX-Q096.

Summary: This study examined women cor-
rectional officers working in the 11 institu-
tions for men operated by the California De-
partment of Corrections in 1979. For Part 1,
Census, researchers conducted a census of
all 386 female correctional officers working in
these institutions to collect demographic
characteristics and baseline data. For Parts 2
(Staff) and 3 (Inmate), a survey was adminis-
tered to staff and inmates asking their opin-
ions about differences in performance be-
tween male and female correctional officers.
Part 4, Profile, contains demographic and
background data for the officers participating

in the Part 2 survey. For Parts 5 (Female) and
6 (Male), researchers gathered job perfor-
mance data for female correctional officers in
7 of the 11 institutions, as well as a matched
sample of male correctional officers. Vari-
ables in Parts 1 and 4-6 include demograph-
ic information such as age, ethnicity, marital
status, number of children, and educational
and occupational history. Other variables
measure attributes such as age, weight, and
height, and record career information such as
date and location of permanent assignment
as a correctional officer, any breaks in ser-
vice, and other criminal justice work experi-
ence. Additional variables in Parts 5 and 6 in-
clude job performance measures, such as
ratings on skills, knowledge, work habits,
learning ability, overall work habits, quality
and quantity of work, and commendations.
Parts 2 and 3 present information on staff
and inmate evaluations of male and female
correctional officers performing specific
roles, such as control work officer, yard offi-
cer, or security squad officer. Additional vari-
ables include opinions on how well male and
female officers handled emergency situa-
tions, maintained control under stress, and
used firearms when necessary. Questions
were also asked about whether inmates' or
officers' safety was endangered with female
officers, whether women should be hired as
correctional officers, and whether female of-
ficers were gaining acceptance in correction-
al facilities.

Universe: Male and female correctional offi-
cers and male felons in 11 California male
inmate institutions.

Sampling: Part 1 was a department-wide
census of every female correctional officer
working in 11 California male inmate institu-
tions. For Parts 2 and 4, officer survey re-
sponses and profile data were collected from
male and female correctional officers in sev-
en institutions. A proportionate stratified ran-
dom sample was conducted, using the se-
niority listing of correctional officers. The
sample was stratified by sex and institution to
be representative of all correctional officers in
California. Within each strata, 10 percent of
the officers were selected. For Part 3, survey
responses were gathered from structured at-
titude questionnaires given to 400 inmates
from 7 institutions. The selection was made
from 75 percent of the mainline inmates out
of a population of 25,838 male felons. For
Parts 5 and 6, job performance data from
168 female correctional officers were
matched (using age and job tenure) with
168 male correctional officers. Only 7 of the

11 institutions were used, since 4 of the institutions employed less than 24 female officers. For this reason, 24 women and 24 men were selected from each of these 7 institutions. For those institutions employing more than 24 women officers, a random-digit table was used to select 24 women.

Extent of collection: 6 data files + machine-readable documentation (PDF) + SAS data definition statements + SPSS data definition statements

Extent of processing: CDBK.ICPSR/ SCAN/ DDEF.ICPSR/ MDATA.PR/ UNDOCCHK.ICPSR/ REFORM.DATA/ MDATA.ICPSR/ REFORM.DOC

Logical record length data format with SAS and SPSS data definition statements

Part 1

Census

rectangular file structure
386 cases
31 variables
52-unit-long record
1 record per case

Part 2

Staff

rectangular file structure
241 cases
49 variables
63-unit-long record
1 record per case

Part 3

Inmate

rectangular file structure
400 cases
41 variables
46-unit-long record
1 record per case

Part 4

Profile

rectangular file structure
252 cases
32 variables
53-unit-long record
1 record per case

Part 5

Female

rectangular file structure
168 cases
53 variables
80-unit-long record
1 record per case

Part 6

Male

rectangular file structure
168 cases
53 variables
80-unit-long record
1 record per case

Related publications:

Holeman, Herbert, and Barbara J. Krepps-Hess

"Women Correctional Officers in the California Department of Corrections" (Final Report). Washington, DC: National Institute of Justice, 1983.

Horney, Julie, and Ineke Haen Marshall

Crime commission rates among incarcerated felons in Nebraska, 1986-1990

(ICPSR 9916)

(included on CD-ROMs CD0014 and CD0030)

This study was sponsored by the U.S. Dept. of Justice, National Institute of Justice. The grant number is 89-IJ-CX-0030.

Summary: These data focus on rates of criminal offending obtained through the use of self-report surveys. Specifically, the study investigates whether two different types of self-report surveys produce different estimates of lambda, an individual's frequency of criminal offending. The surveys, which were administered during personal interviews with inmates in Nebraska prisons, differed in how respondents were asked about their frequency of criminal offending. The more detailed survey asked respondents to indicate their offenses on a month-by-month basis for the reporting period. The less detailed survey only asked respondents to indicate their offending for the entire reporting period. These data also provide information on the relationship between race and offending frequencies, the rates of offending over time and by crime category, and the individual's subjective probability of punishment and offending frequency. The specific crimes targeted in this collection include burglary, business robbery, personal robbery, assault, theft, forgery, fraud, drug dealing, and rape. All respondents were asked questions on criminal history, substance abuse, attitudes about crime and the judicial system, predictions of future criminal behavior, and demographic information, in-

cluding age, race, education, and marital status. Class III

Universe: Criminal offenders in Nebraska.

Sampling: Cohort sample consisting of 700 inmates admitted to the Diagnostic and Evaluation Unit of the Nebraska Dept. of Corrections during a nine-month period.

Note: The column positions indicated on the data collection instruments are not the column positions in the raw data file.

Extent of collection: 1 data file + machine-readable documentation (text) + SAS data definition statements + SPSS data definition statements + data collection instruments

Extent of processing: MDATA/CONCHK.ICPSR/RECODE

Logical record length and card image data formats with SAS and SPSS data definition statements for each, and SPSS export file

rectangular file structure
700 cases
1,936 variables
4,430-unit-long record
56 records per case

Related publication:

Horney, Julie, and Ineke Haen Marshall
"An experimental comparison of two self-report methods for measuring lambda."
Journal of Research in Crime and Delinquency 29,1 (February 1992), 102-121.

Lattimore, Pamela K.

Sandhills [North Carolina] vocational delivery system evaluation project, 1983-1987

(ICPSR 9224)

This study was sponsored by the U.S. Dept. of Justice, National Institute of Justice. The grant number is 85-IJ-CX-0060.

Summary: This data collection was designed to evaluate the effectiveness of a vocational training program on post-release vocational skills, employment, and recidivism of youthful male inmates 18 to 21 years old. The study used an experimental design to examine the differences in post-release activities among three inmate groups. A comprehensive in-

mate database was created to describe inmates' confinement history, employment history, and their criminal records. The contextual data files provide additional information relevant to inmates' post-release activities. Class IV

Universe: Youthful inmates 18-21 years old in North Carolina.

Sampling: Three study groups were formed in two stages of the study: an external comparison group, an internal control group, and an internal experimental group. A random sample was internally selected from two diagnostic centers: Polk and Harnett Youth Centers for Youthful Inmates ages 18 to 21 in North Carolina. The sample was divided into two categories: an external comparison group and an experimental-control group designated for transfer to the Sandhills and Cameron Morrison Youth Centers. The transferred group members were screened by additional criteria for sample selection. Qualified members were then randomly assigned to either the experimental group or to the internal control group. These three groups resulted in 295 experimental group cases, 296 internal control group cases, and 236 external comparison group cases.

Note: Some variables in this collection have undocumented codes. Also, the data for several variables are inconsistent with formats or code descriptions provided in the documentation. Variables presented in this collection include: (1) Inmate Activity File: type of activity received, amount of time spent in activity, scores at beginning and completion of activity, reason for ending activity, vocational and academic programs, drug and alcohol counseling, and in-prison work assignments. (2) Sandhills Inmate Enrollment File: enrollment date, demographic characteristics, employment history, type of current offenses committed, sentence length, highest grade completed at confinement, and date and rule violation. (3) Polk/Harnett Inmate Enrollment File: enrollment date, demographic characteristics, employment history, type of current offenses committed, and sentence length. (4) Inmate Post Release File: current activity, present job, job satisfaction rating, number of hours worked, length of job search, other job in last period, and why left previous activities. (5) Inmate Unemployment File: monthly county unemployment rates during June 1983-December 1985. (6) County Crime Rate File: county crime rates for five semiannual periods, July 1983-December 1985. (7) County Population File: monthly popula-

tion in Sandhills Youth Center and Cameron Morrison Youth Center between June 1983 and March 1987. (8) Inmate Confinement File: date of admission, type of conditional release, custody level, gain time rate, parole records, type of offense committed, type of offender classified, sentence results, type of work release, and work rating. (9) Inmate Recidivism File: date of admission, time from enrollment to new admission, type of new offense, number of prior sentences, and total consecutive maximum-minimum sentence. (10) Inmate Probation Record File: supervision level assigned, supervision costs charged, type of assessment, total needs score, type of conviction, sentence type, type of release, probation status, attitude of parole, social identification, and risk items verified. (11) Inmate Jail Education File: date and type of training, education completed in prison, and complete scores. (12) Inmate Arrest File: arrest sequence number, date and location of arrest, offenses charged, and disposition of arrest. (13) Inmate Wage File: date released, number of employers in each quarter during 1983-1987, and wages paid in each quarter during 1983-1987.

Extent of collection: 13 data files + machine-readable documentation (text)

Logical record length data format

Part 1
Inmate activity file
rectangular file structure
8,978 cases
18 variables
111-unit-long record
1 record per case

Part 2
Sandhills inmate enrollment
rectangular file structure
591 cases
153 variables
1,085-unit-long record
1 record per case

Part 3
Polk/Harnett inmate enrollment file
rectangular file structure
236 cases
88 variables
590-unit-long record
1 record per case

Part 4
Inmate post release file
rectangular file structure
925 cases
60 variables
445-unit-long record
1 record per case

Part 5
Inmate unemployment file
rectangular file structure
31 cases
102 variables
415-unit-long record
1 record per case

Part 6
County crime rate file
rectangular file structure
100 cases
7 variables
56-unit-long record
1 record per case

Part 7
County population file
rectangular file structure
50 cases
7 variables
64-unit-long record
1 record per case

Part 8
Inmate confinement file
rectangular file structure
815 cases
436 variables
3,041-unit-long record
1 record per case

Part 9
Inmate recidivism file
rectangular file structure
157 cases
80 variables
595-unit-long record
1 record per case

Part 10
Inmate probation record file
rectangular file structure
1,108 cases
752 variables
2,948-unit-long record
1 record per case

Part 11

Inmate jail education file

rectangular file structure
815 cases
130 variables
936-unit-long record
1 record per case

Part 12

Inmate arrest file

rectangular file structure
6,012 cases
10 variables
66-unit-long record
1 record per case

Part 13

Inmate wage data file

rectangular file structure
533 cases
45 variables
336-unit-long record
1 record per case

Related publication:

Latimore, P.K., A.D. Witte, and J.K. Baker

"The Sandhills vocational delivery system experiment: An experimentation of correctional program implementation and effectiveness" (Final Report). Washington, DC: National Institute of Justice, 1988.

Laub, John H., and Robert J. Sampson

"Criminal careers and crime control: A matched sample longitudinal research design, Phase I" (Final Report). Washington, DC: National Institute of Justice, 1990.

Glueck, Sheldon, and Eleanor Glueck

Delinquents and nondelinquents in perspective. Cambridge, MA: Harvard University Press, 1968.

Levinson, Robert B.

Youth under 18 years old in adult prisons in the United States, 1997

(ICPSR 2813)

This study was sponsored by the U.S. Dept. of Justice, National Institute of Justice. The grant number is 97-IJ-CX-0024.

Summary: This survey of departments of corrections in the United States was undertaken to provide correctional staff with design, implementation, and management strategies to meet the needs of prisoners under the age of 18. The study examined what happens when individuals under age 18 are placed in adult

correctional facilities, and explored the ways in which departments of corrections are attempting to deal with the growing population of youthful inmates. The following three objectives were the focus of this study: (1) to describe the number of incarcerated youths (at time of admission) being held in the nation's prison system, (2) to examine the different methods being used to house inmates under 18 years old, and (3) to explore different management approaches used with youthful inmates in terms of the size of the prison system and the area of the country in which they were located. For this study, respondents in 51 departments of corrections (50 states and the District of Columbia) were contacted by telephone regarding survey questions that were mailed prior to the phone interviews. The survey contained five questions concerning current practices for handling offenders under the age of 18 who had been placed in adult correctional institutions. Data were collected on the method used to house undegraded inmates and the size of each system's population of inmates under 18 years old. Subsequently, the method and size data were combined to form categories describing four management approaches for dealing with offenders under the age of 18 in adult prisons: (1) separated/big, (2) separated/little, (3) integrated/big, and (4) integrated/little. Demographic variables include the population size and region (Northeast, South, Midwest, or West) of each jurisdiction, as well as the number and proportion of offenders under 18 years old within each state. Also present in the file is the location and name of the facility with the largest under-18 population in each jurisdiction.

Universe: Adult correctional facilities in the United States and the District of Columbia that housed offenders under the age of 18.

Extent of collection: 1 data file + machine-readable documentation (PDF) + SAS data definition statements + SPSS data definition statements

Extent of processing: CDBK.ICPSR/ SCAN/ DDEF.ICPSR/ MDATA.ICPSR/ REFORM.DATA/ REFORM.DOC

Logical record length data format with SAS and SPSS data definition statements

rectangular file structure
51 cases
13 variables
300-unit-long record
1 record per case

Related publication:

Levinson, Robert B., John J. Greene III, Agnes A. Nestor, and Kathryn T. Mitchell
"New 'boys' on the block: Under-18-year-olds in adult prisons" (Final Report).
Washington, DC: National Institute of Justice, 1998.

Linster, Richard L., Pamela K. Lattimore, John M. MacDonald, and Christy A. Visher

Frequency of arrest of the young, chronic, serious offender using two male cohorts paroled by the California Youth Authority, 1981-1982 and 1986-1987

(ICPSR 2588)

This study was sponsored by the U.S. Dept. of Justice, National Institute of Justice. The grant number is 94-IJ-CX-0014.

Summary: This study investigated the ways in which active offenders and their behavior patterns are related to individual characteristics. Data were collected to explore topics such as the nature of individual offending behavior, including offense mix and specialization, the frequency of offending, and the characterization of offender types. To address these issues, the post-release arrest patterns of two cohorts of male youths paroled by the California Youth Authority in 1981-1982 and 1986-1987 were examined. The project focused on modeling the frequency of recidivism and the correlates of arrest frequency. The frequency of arrest was measured during two periods: the first year following release and years two and three following release. Criminal justice variables in this collection provide information on county-level crime and clearance rates for violent and property crimes known to the police. Measures of parolees' criminal history include length of incarceration prior to current commitment, frequency of arrest, age at first arrest, and calculated criminal history scores. Personal and family characteristics include previous violent behavior, alcohol and drug abuse, family violence, neglect or abuse, degree of parental supervision, parental criminality, education, and school disciplinary problems. Demographic variables include age and race of the subjects.

Universe: Male youths paroled from the California Youth Authority in 1981-1982 and 1986-1987.

Sampling: Random sample.

Extent of collection: 1 data file + machine-readable documentation (PDF) + SAS data definition statements + SPSS data definition statements

Extent of processing: CDBK.ICPSR/
DDEF.ICPSR/ MDATA.ICPSR/ REFORM.DATA/
UNDOCCHK.ICPSR

Logical record length data format with SAS and SPSS data definition statements

rectangular file structure
3,881 cases
203 variables
575-unit-long record
1 record per case

Related publication:

Linster, Richard L., Pamela K. Lattimore, John M. MacDonald, and Christy A. Visher
"Who gets arrested? Models of the frequency of arrest of the young, chronic, serious offender" (NIJ Working Paper 96-03). Washington, DC: National Institute of Justice, 1996.

MacKenzie, Doris Layton

Multisite evaluation of shock incarceration: [Florida, Georgia, Illinois, Louisiana, Oklahoma, South Carolina, and Texas], 1987-1992

(ICPSR 6986)

This study was sponsored by the U.S. Dept. of Justice, National Institute of Justice. The grant number is 90-DD-CX-0061.

Summary: This study analyzes shock incarceration (boot camp) programs in Florida, Georgia, Illinois, Louisiana, Oklahoma, South Carolina, and Texas. In each state, offenders who participated in boot camps were compared with demographically similar offenders who were sentenced to prison, probation, or parole. The impact of shock incarceration on offenders was assessed in two major areas: (1) changes in offenders' attitudes, expectations, and outlook during incarceration (self-report/attitude data), and (2) performance during and adjustment to community supervision after incarceration (community supervision data). The self-report/attitude data include variables measuring criminal history, drinking and drug abuse, and

attitudes toward the shock incarceration program, as well as demographic variables, such as age, race, employment, income, education, and military experience. The community supervision data contain information on offenders' behaviors during community supervision, such as arrests, absconding incidents, jail time, drug use, education and employment experiences, financial and residential stability, and contacts with community supervision officers, along with demographic variables, such as age and race. In addition to these key areas, more detailed data were collected in Louisiana, including a psychological assessment, a risk and needs assessment, and a community supervision follow-up at two different time periods (Parts 11–18). For most states, the subjects sampled in the self-report/attitude survey were different from those who were surveyed in the community supervision phase of data collection. Data collection practices and sample structures differed by state, and therefore the data files are organized to explore the impact of shock incarceration at the state level. For each state, the unit of analysis is the offender.

Universe: All states with shock incarceration programs and all youthful offenders serving sentences in state institutions.

Sampling: States were selected based on the existence of shock incarceration programs that varied along key hypothesized dimensions. Respondents were sampled differently in each state. In many cases convenience samples were used, selecting the first offenders that met the eligibility criteria until the sample goal was reached. In other cases, random sampling was used.

Extent of collection: 18 data files + machine-readable documentation (PDF) + SAS data definition statements + SPSS data definition statements

Extent of processing: DDEF.ICPSR/
MDATA.ICPSR/ RECODE/ REFORM.DATA/
REFORM.DOC/ SCAN/ UNDOCCHK.ICPSR

Logical record length data format with SAS and SPSS data definition statements

- Part 1: **Florida self-report/attitude data**
- Part 2: **Georgia self-report/attitude data**
- Part 3: **South Carolina self-report/attitude data**
- Part 4: **Oklahoma self-report/attitude data**
- Part 5: **Florida community supervision data**
- Part 6: **Georgia community supervision data**
- Part 7: **South Carolina community supervision data**
- Part 8: **Oklahoma community supervision data**
- Part 9: **Illinois community supervision data**
- Part 10: **Texas Community supervision data**
- Part 11: **Louisiana demographic records for community supervision data**
- Part 12: **Louisiana demographic records for self-report data**
- Part 13: **Louisiana psychological data**
- Part 14: **Louisiana self-report data**
- Part 15: **Louisiana attitude data**
- Part 16: **Louisiana risk/needs assessment data**
- Part 17: **Louisiana one-year community supervision follow-up data**
- Part 18: **Louisiana two-year community supervision follow-up data**

rectangular file structure
193 to 2,640 cases per part
14 to 411 variables per part
24 to 468-unit-long record per part
1 record per case

Related publications:

- Mackenzie, Doris Layton, and Claire Souryal
"Multisite evaluation of shock incarceration" (Final Summary Report). Washington, DC: National Institute of Justice, 1994.
- Mackenzie, Doris Layton, and Claire Souryal
"Multisite study of shock incarceration: Process evaluation" (Final Report). Washington, DC: National Institute of Justice, 1993.
- Mackenzie, Doris Layton, and Claire Souryal
"Inmate attitude change during incarceration: A comparison of boot camp and traditional prison" (Final Report). Washington, DC: National Institute of Justice, 1992.

MacKenzie, Doris L., James W. Shaw, and Voncile B. Gowdy

Shock incarceration in Louisiana, 1987-1989

(ICPSR 9926)

This study was sponsored by the U.S. Dept. of Justice, National Institute of Justice. The grant number is 87-IJ-CX-0020.

Summary: These data describe the results of one component of an evaluation of the "shock incarceration" program in the Louisiana Dept. of Public Safety and Corrections (LDPSC). This program, formally called IMPACT (Intensive Motivational Program of Alternative Correctional Treatment), began in 1987 and consisted of two phases. In the first phase of offenders spent 90 to 180 days in a medium security prison participating in a rigorous boot camp-type program. Offenders who successfully completed the program were released from prison and placed under intensive supervision in the community, the second phase of the program. Changes in offender behavior and attitudes during the prison and community supervision phases of the shock program were examined in a quasi-experimental design to determine the impact of the program on the individual offenders. Comparisons were made with similar offenders who were not in the shock program who had been sentenced to prison and parole/probation. Shock and nonshock incarcerated offenders were asked to complete self-report questionnaires. Information was also collected from LDPSC records and from monthly parole performance evaluations completed by parole and probation officers. Information collected from LDPSC records included demographics, sentence characteristics, release date, offense, criminal history, I.Q. (Beta II) and MMPI scores, and diagnostic personnel evaluations of mental health, substance abuse, general attitude, adjustment, and violence potential. Part 1 of the collection consists of inmate data collected from the incarcerated shock program participants (N = 208) and the incarcerated nonshock offenders (N = 98, with partial records for an additional 46). Information includes police record data, clinical diagnostic data, offender's self-reported demographic data, scales for self-reported attitudes and personality measures, and offender's self-reported criminal and substance abuse history. Part 2 contains demographic data collected for all samples, including police record data and clinical diagnostic data. Part 3 consists of parole and probation data for all inmates. Offenders

were followed for 12 months after leaving prison or until they failed community supervision (by absconding, being jailed for a lengthy period of time, or having their parole/probation revoked). Consequently, there is monthly data for between 1 to 12 months for each offender. Information includes items relating to parolees' performance at work and school, personal adjustment, employment, substance abuse counseling, interpersonal relations, compliance with intensive supervision program requirements, and contacts with the criminal justice system. Class III

Universe: Male offenders in six probation and parole districts in Louisiana.

Sampling: Five offender samples were selected: (1) shock completers (N = 116), (2) shock dropouts (N = 92), (3) nonshock probationers (N = 108), (4) nonshock parolees (N = 74), and (5) nonshock incarcerated (N = 98, with partial records for an additional 46). All inmates who entered the shock program from October 1987 until October 1988 who were willing to participate in the study were included in the shock samples. The three nonshock samples were matched as closely as possible to the shock samples by only selecting subjects who would have been legally eligible to enter the shock program. The nonshock probation and parole samples were selected from six probation and parole districts in the state of Louisiana: Natchitoches, East Baton Rouge, Shreveport, New Orleans, Thibodaux, and Armitte. The probation sample was selected from offenders who had been given primary recommendation for the shock program by a probation agent but who were sentenced to probation instead. The parole sample was selected from first offenders being paroled from the LDPSC. Parolees' records were examined for any data which would have disqualified them from participating in the shock program. For the nonshock incarcerated sample, priority was given to offenders who received a primary recommendation for the shock program from a probation agent but were not recommended to the program by their sentencing judge. Of these, 46 were not available for the entire study, resulting in a completed sample of 98.

Extent of collection: 3 data files + machine-readable documentation (text) + SAS data definition statements + SPSS data definition statements + data collection instrument

Extent of processing: UNDOCCHK.ICPSR/MDATA

Card image and logical record length data formats with SAS and SPSS data definition statements

Part 1

Inmate impact data
rectangular file structure
351 cases
569 variables
80-unit-long record
9 record per case

Part 2

Demographic data for all samples
rectangular file structure
515 cases
47 variables
76-unit-long record
1 record per case

Part 3

Community supervision performance data for all samples
rectangular file structure
2,621 cases
77 variables
79-unit-long record
2 records per case

Related publications:

MacKenzie, Doris L.

"The parole performance of offenders released from shock incarceration (boot camp prisons): A survival time analysis." *Journal of Quantitative Criminology* 7 (1991), 213-216.

MacKenzie, Doris L., and Dale G. Parent

"Shock incarceration and prison crowding in Louisiana." *Journal of Criminal Justice* 19 (1991), 225-237.

Shaw, James W., and Doris L. MacKenzie

"Shock incarceration and its impact on the lives of problem drinkers." *American Journal of Criminal Justice* XVI (1991), 63-96.

Mande, Mary J.

Validation of the RAND selective incapacitation survey and the Iowa risk assessment scale in Colorado, 1982 and 1986

(ICPSR 9292)

This study was sponsored by the U.S. Dept. of Justice, National Institute of Justice. The grant number is 84-IJ-CX-0034.

Summary: This data collection was designed to replicate the RAND Selective Incapacitation Survey and the Iowa Risk Assessment Scale using a group of Colorado offenders. The Iowa model provides two assessments of offender risk: (1) a measure of general risk to society and (2) a measure of the risk of new violence. The Iowa dataset includes crime information from defendants' self-reports and from official crime records. Both files contain important self-report items such as perceived probability of being caught, weapon used in the offense committed, months free on the street during the reference period, and detailed activity description during the free period. Other items covered include employment history, plans, reasons for committing the crime, and attitudes toward life, law, prisons, and police. Class IV

Universe: Incoming male inmates and released inmates in Colorado.

Sampling: The sample for replicating the RAND study was an incoming cohort of 313 males sentenced to the Colorado Department of Corrections in 1986. Inmates housed at the Reception and Diagnostic Unit were selected first from an alphabetical list and later by location of cell block. Inmates backlogged at county jails were systematically selected from a list. The sample for validation of the Iowa model was selected from all inmates released from prison in 1982 who had been sentenced in the districts of Denver, Jefferson, El Paso, or Mesa. These districts were selected because of their well-maintained criminal records.

Extent of collection: 2 data files

Logical record length data format

Part 1

RAND data
rectangular file structure
313 cases
584 variables
931-unit-long record
1 record per case

Part 2

Iowa data
rectangular file structure
1,069 cases
157 variables
129-unit-long record
4 records per case

Related publications:

Mande, Mary J., and Kim English
"Estimating individual offending rates in Colorado" (Final Report). Washington, DC: National Institute of Justice, 1987.

Mande, Mary J., and Kim English
"Validation of the Iowa assessment scale on a 1982 release cohort of Colorado inmates" (Final Report). Washington, DC: National Institute of Justice, 1988.

Marsden, Mary Ellen, and Thomas Orsagh

**Matching treatment and offender:
North Carolina, 1980-1982**

(ICPSR 8515)

This study was sponsored by the U.S. Dept. of Justice, National Institute of Justice. The grant number is 81-IJ-CX-0061.

Summary: The purpose of this data collection was to evaluate the implications of rational choice theory for offender rehabilitation. The hypothesis of the research was that income-enhancing prison rehabilitation programs are most effective for the economically motivated offender. The offender was characterized by demographic and socioeconomic characteristics, criminal history and behavior, and work activities during incarceration. Information was also collected on type of release and postrelease recidivistic and labor market measures. Recidivism was measured by arrests, convictions, and reincarcerations after release, length of time until first arrest after release, and seriousness of offense leading to incarceration. Class IV

Sampling: Males who had been in prison at least six months, who had not been out of prison for significant periods of time during their recent incarcerations, and who had been released into North Carolina.

Universe: Male inmates released from the North Carolina Prison System during the first six months of 1980.

Extent of collection: 1 data file + machine-readable documentation (text)

Card image data format

rectangular file structure
1,425 cases
53 variables
80-unit-long record
11 records per case

Maxfield, Michael G., and Terry L. Baumer

Pretrial home detention with electronic monitoring: An evaluation in Marion County, Indiana, 1988-1989

(ICPSR 9734)

This study was sponsored by the U.S. Dept. of Justice, National Institute of Justice. The grant number is 89-IJ-CX-0025.

Summary: For this data collection a pretrial home detention program in Marion County, Indiana, that relied on electronic monitoring of clients was subjected to a nonexperimental evaluation. The data address whether the pretrial electronic monitoring program was effective in ensuring that clients appeared at their court hearings, whether the pretrial electronic monitoring program was effective in ensuring public safety, and the extent to which field contact officers experienced difficulties in attempting to contact clients. To gauge the success of the program, investigators compared the number of successful terminations (i.e., home detention followed by a court appearance) to the number of unsuccessful terminations (technical violations and absconding). Each client in the pretrial program was fitted with a coded wristlet that matched a base unit receptacle. A successful contact between the coded wristlet and the base unit verified the client's presence. Defendants on home detention were monitored by a field contact officer. Variables in this collection include charged offense, prior criminal history, living arrangements, employment status, number of telephone calls, summary of program violations, reason for program termination, program entry and termination dates, and disposition after program release. The unit of observation is the individual program client. Class IV

Universe: All nonviolent offenders in Marion County, Indiana, during 1988-1989.

Extent of collection: 1 data file + data collection instrument

Extent of processing: UNDOCCHK.PR/MDATA

Card image data format
rectangular file structure
224 cases
83 variables
80-unit-long record
3 records per case

Related publications:

Maxfield, Michael G.

"The fallible electronic jailer." *The New York Times* (May 16, 1991).

Maxfield, Michael G., and Terry L. Baumer
"Electronic monitoring in Marion County, Indiana." *Overcrowded Times* (September, 1991).

Maxfield, Michael G., and Terry L. Baumer
"Pretrial home detention with electronic monitoring: A nonexperimental salvage evaluation." *Evaluation Review* 16,3 (June 1992), 315-332.

McCarthy, Jack, D. Randall Smith, and William R. Smith

Effects of sentences on subsequent criminal behavior in New Jersey, 1976-1977

(ICPSR 8986)

This study was sponsored by the U.S. Dept. of Justice, National Institute of Justice. The grant number is 85-IJ-CX-0005.

Summary: This data collection examines the effects of sentencing on offenders' subsequent criminal behaviors. The data address the following questions: (1) At what point in the criminal career is the criminal career interrupted or halted by the criminal justice system because the offender is "taken off the streets?" (2) How long is the criminal career interrupted as a result of intervention from the criminal justice system? (3) How significant are the effects of past criminal behavior, as opposed to offender characteristics, such as education, employment history, or drug use, on criminal behavior subsequent to sentencing? (4) How do the effects of sentencing differ among offenders according to background, criminal history, and offense? Special characteristics of the collection include detailed information on the demographic and psychological background of defendants, a description of the offenses and the victims, and criminal recidivism information for adult defendants. More specifically, the sentence file contains data on the defendant's family, educational background, psychological condition, social activities, financial status, employment history, substance abuse, prior and follow-up criminal records, sentence and correctional histories, and other disposition information. The event file provides data on arrest and court appearances as well as data

on incarcerations, escapes, transfers, releases, paroles, and furloughs. Class IV

Universe: All court cases heard in the New Jersey State Court from October 1976 to September 1977.

Sampling: Court cases involving robbery, burglary, or drug offenses were selected for the sample.

Extent of collection: 2 data file + machine-readable documentation (text)

Extent of processing: MDATA/ UNDOCCHK.PR

Card image and logical record length data formats

Part 1

Sentence file

rectangular file structure

14,329 cases

1,377 variables

80-unit-long record

34 records per case

Part 2

Event file

rectangular file structure

349,775 cases

41 variables

135-unit-long record

1 record per case

Related publication:

McCarthy, Jack

"The effects of sentences on subsequent criminal behavior" (Unpublished Research Proposal). Washington, DC: National Institute of Justice.

Messinger, Sheldon

Characteristics and movement of felons in California prisons, 1851-1964

(ICPSR 7971)

This study was sponsored by the U.S. Dept. of Justice, National Institute of Justice. The grant number is 78-NJ-AX-0093.

Summary: Felons in the California prison system are documented in this data collection. Information is provided for each felon who was committed to the Department of Corrections, returned to prison as a parole violator, paroled, suspended from or reinstated on parole, discharged, or who died or was ex-

ecuted from January 1, 1851, through December 31, 1964. The data are arranged by year and type of movement. Each record contains information on certain characteristics of the person involved, such as age at admission, race, marital status, education, military history, occupation, number of prior arrests, escape record, date and type of releases, and parole violations. Class IV

Note: All files are rectangular, with logical record lengths of 50 characters, and one record per case. There are approximately 55 variables in each file. Prisoner serial numbers have been extracted for reasons of confidentiality. Parts 1 through 129 are documented by a hardcopy codebook, while Parts 130 through 136 have an electronic codebook.

Extent of collection: 136 data files + machine-readable documentation (text)

Logical record length and card image data formats

Admissions to prison

17 female (1945–1954, 1959–1964), 3 male (1945, 1957, 1964) files

87–368 female, 1,950–5,010 male cases

Parole releases

16 female (1945–1955, 1959–1964), 3 male (1945, 1957, 1964) files

50–560 female, 1,560–7,230 male cases

Suspension of parole

16 female (1945–1955, 1959–1961, 1963–1964), 2 male (1957, 1964) files

1–487 female, 1,170–4,230 male cases

Reinstatement of parole

2 female (1963–1964), 2 male (1957, 1964) files

150–167 female, 270–600 male cases

Parole violator returned

17 female (1945–1955, 1958–1961, 1963–1964), 2 male (1957, 1964) files

15–285 female, 1,380–3,300 male cases

Institutional termination to prison

18 female (1945–1955, 1958–1964), 2 male (1957, 1964) files

2–25 female, 960–1,050 male cases

Active parole termination

17 female (1945–1955, 1959–1964), 1 male (1964) file

296 female, 2,580 male cases

Inactive parole termination

18 female (1946–1947, 1953–1955, 1959, 1961, 1963–1964), 1 male (1964) file

1–55 female, 210 male cases

Part 130

1851–1865 California prison sample

rectangular file structure

1,444 cases

274 variables

80-unit-long record

10 records per case

Part 131

1866–1880 California prison sample

rectangular file structure

1,558 cases

274 variables

80-unit-long record

10 records per case

Part 132

1881–1895 California prison sample

rectangular file structure

1,594 cases

274 variables

80-unit-long record

10 records per case

Part 133

1896–1910 California prison sample

rectangular file structure

1,613 cases

274 variables

80-unit-long record

10 records per case

Part 134

1911–1925 California prison sample

rectangular file structure

1,749 cases

274 variables

80-unit-long record

10 records per case

Part 135

1926-1935 California prison sample
rectangular file structure
1,154 cases
274 variables
80-unit-long record
10 records per case

Part 136

1936-1944 California prison sample
rectangular file structure
1,437 cases
274 variables
80-unit-long record
10 records per case

Milkman, Raymond H.

**Employment services for ex-offenders,
1981-1984: Boston, Chicago, and
San Diego**

(ICPSR 8619)

This study was sponsored by the U.S. Dept. of Justice, National Institute of Justice. The grant number is 80-IJ-CX-K013.

Summary: This study was conducted to test whether job counseling and placement services, accompanied by intensive follow-up after placement, would significantly increase the effectiveness of employment programs for individuals recently released from prison releases. Data were collected on personal, criminal, and employment backgrounds, including the type, duration, and pay of previous employment, living arrangements, marital status, criminal history, and characteristics of the employment placement.

Universe: Offenders released from federal, state, or local adult correctional facilities in Massachusetts, California, and Illinois.

Sampling: Random sample.

Extent of collection: 3 data files + machine-readable documentation (PDF)

Extent of processing: SCAN/ REFORM.DOC

Card image data format

Part 1

Boston data
rectangular file structure
381 cases
183 variables
80-unit-long record
8 records per case

Part 2

Chicago data
rectangular file structure
529 cases
191 variables
80-unit-long record
8 records per case

Part 3

San Diego data
rectangular file structure
305 cases
191 variables
80-unit-long record
8 records per case

Related publications:
Milkman, Raymond H.

Codebook for the employment services for ex-offenders field test. McLean, VA: The Lazar Institute, 1985.

Timrots, Anita D.

"An evaluation of employment services for ex-offenders." Master's thesis, University of Maryland, College Park, MD, 1985.

Morash, Merry, and Timothy Bynum

National study of innovative and promising programs for women offenders, 1994-1995

(ICPSR 2788)

(included on CD-ROM CD0033)

This study was sponsored by the U.S. Dept. of Justice, National Institute of Justice. The grant number is 92-IJ-CX-K027.

Summary: The purpose of this study was to conduct a national-scale evaluation of correctional facilities housing female offenders in order to assess the effectiveness of current programs, including alternative sanctions and treatment programs, and management practices. The goal was to gather information on "what works for which women" with respect to the program characteristics most related to positive outcomes. The first stage of the study consisted of gathering the opinions of administrators in state departments of cor-

rections, including state-level administrators and administrators in institutions for women (Part 1). Administrators from jails that housed women were also interviewed (Part 2). Data collected for Parts 1 and 2 focused on attitudes toward the influx of women into jails and prisons, the needs of incarcerated women, and management and program approaches for meeting those needs. Respondents were asked to identify programs that in their view stood out as especially effective in meeting the needs of incarcerated women. From this list of nominated programs, researchers conducted 62 in-depth telephone interviews with administrators of programs located in jails, prisons, and the community (Part 3). A supplement to this study consisted of telephone interviews with 11 program directors who headed mental health programs that appeared to be "state of the art" for incarcerated women (Part 4). Variables in Parts 1-4 that concern the nominated programs include the underlying principles guiding the programs, whom the programs targeted, what types of staff were employed by the programs, the most positive effects of the programs, and whether program evaluations had been completed. Program effort variables found in Parts 1-4 cover whether the programs focused on trying to treat substance abuse; stop child abuse; provide women with nontraditional job skills, parenting skills, HIV/AIDS education, and life skills; change cognitive thinking; and/or promote self-esteem. Several variables common to Parts 1-3 include whether the programs provided women with follow-up/transitional help, helped to stimulate pre-release planning, allowed visits between women and children, or used ex-offenders, ex-substance users, volunteers, or outside community groups to work with the women. Variables focusing on the types of assessment tools used cover medical assessments, VD screening, reading/math ability screening, mental health screening, substance abuse screening, needs regarding children screening, and victim-spouse abuse screening. Variables pertaining to institution management include background knowledge needed to manage a facility, the types of management styles used for managing female offenders, security and other operational issues, problems with cross-sex supervision, and handling complaints. Similar variables across Parts 1, 2, and 4 deal with the impact of private or state funding, such as respondents' views on the positive and negative outcomes of privatization and of using state services. Both Parts 1 and 2 contain information on respondents' views regarding the unique needs of women

offenders, which programs were especially for women, and which program needs were more serious than others. Planning variables in Parts 1 and 2 include whether there were plans to have institutions link with other state agencies, and which programs were most in need of expansion. Further common variables concerned the influx of women in prison, including how administrators were dealing with the increasing number of women offenders, whether the facilities were originally designed for women, how the facilities adapted for women, and the number of women currently in the facilities. In addition, Part 1 contains unique variables on alternative, intermediate sanction options for women, such as the percentage of women sent to day supervision/treatment and sent to work release centers, why it was possible to use intermediate sanctions, and how decisions were made to use intermediate sanctions. Variables dealing with funding and the provision of services to women include the type of private contractor or government agency that provided drug treatment, academic services, and vocational services to women, and the nature of the medical and food services provided to women. Variables unique to Part 2 pertain to the type of offender the jail housed, including whether the jurisdiction had a separate facility for pretrial or sentenced offenders, the total rated capacity of the jail, the average daily population of pretrial females, whether the jail was currently housing state inmates, and the impact on local inmates of being housed with state inmates. Variables concerning classification and assessment focused on the purpose of the classification process for female offenders, whether the classification process was different for male and female offenders, and a description of the process used. Variables specific to Part 3 deal with characteristics of the participants, such as whether program participants were involved in a case management system, the approximate number of women and men participating in the programs, whether offenders were tried and awaiting sentence or were on probation, and the number of hours a week that individuals participated in the program. Program structure variables include whether the program was culture- or gender-specific, restrictions on program participants, and who established the restrictions. Programming strategy variables cover identifying strategies used for meeting the needs of women offenders with short sentences, strategies for women with long sentences, and what stood in the way of greater use of intermediate sanctions. Part 4 contains variables on the size of the mental health program/unit, including the number of

beds in the mental health unit, the number of beds set aside for different types of diagnoses, and the number of women served annually. Diagnosis variables provide information on who was responsible for screening women for mental health needs, whether women were re-evaluated at any time other than at intake, and the most common mental health problems of women in the unit. Variables on running the program include whether the program/unit worked with private or public hospitals, the factors that hindered coordination of services among local or state facilities, the types of services affected by budget constraints, and the strategies used to prevent women from harming themselves and others. Staffing variables cover the number of psychologists, social workers, nurses, and correctional officers that worked in the mental health unit. Demographic variables were similar for all four data files. These include the institution level, the type of respondent interviewed, respondents' gender and educational background, and the number of years they had been in their positions, were employed in corrections, and had worked in women's facilities.

Universe: All correctional institutions holding women offenders in the United States.

Sampling: Part 1: Not applicable. Part 2: Stratified random sampling. Parts 3 and 4: Nonprobability sample of programs nominated by state administrators.

Extent of collection: 4 data files + machine-readable documentation (PDF) + SAS data definition statements + SPSS data definition statements

Extent of processing: CDBK.ICPSR/ SCAN/ DDEF.ICPSR/ MDATA.ICPSR/ REFORM.DATA/ REFORM.DOC/ UNDOCCHK.ICPSR

Logical record length data format with SAS and SPSS data definition statements

Part 1
State- and institution-level administrator survey data

rectangular file structure
50 cases
1,344 variables
3,084-unit-long record
1 record per case

Part 2
Jail administrator survey data
rectangular file structure
54 cases
451 variables
1,032-unit-long record
1 record per case

Part 3
Program administrator survey data
rectangular file structure
62 cases
191 variables
422-unit-long record
1 record per case

Part 4
Mental health program survey data supplement
rectangular file structure
11 cases
219 variables
448-unit-long record
1 record per case

Related publications:

Morash, Merry, and Timothy Bynum.

"Findings from the national study of innovative and promising programs for women offenders" (Final Report). Washington, DC: National Institute of Justice, 1995.

Morash, Merry, Timothy Bynum, and Barbara Koons.

"Women offenders: Programming needs and promising approaches" (Research in Brief). Washington, DC: National Institute of Justice, 1998.

National Council on Crime and Delinquency

Validation of a risk assessment instrument for juvenile probationers in Alameda County, California, 1996

(ICPSR 3254)

This study was sponsored by U.S. Dept. of Justice, National Institute of Justice. The grant number is 98-JB-VX-0109.

Summary: This study sought to develop a risk assessment instrument to be used in the placement of adjudicated juveniles and determination of outcomes for juvenile probationers. The following research questions served as a guide in developing the risk assessment instrument: (1) Does the instrument measure what it purports to measure?

(2) Do similar cases receive similar recommendations for placement services? (3) Is the instrument fair to dissimilar groups? (4) Is the instrument useful to practitioners? and (5) Will the instrument be simple to implement? The goal of the new risk assessment instrument was to address the relative risk of recidivism without taking into account the severity of the current offense. In order to develop a new risk assessment instrument, researchers adapted a pre-existing instrument that had been used and validated with juvenile probationers in California. The new instrument was used to evaluate youths for three measures of recidivism: intake actions, petitions filed, and petitions sustained through one year after the placement decisions were made. The sample of youths was comprised of those who in 1996 had received either a field supervision or a placement order as a disposition. The instrument measured age at first finding, prior criminal behavior, institutional commitments or placement of 30 consecutive days or more, drug/chemical use, alcohol use, parental skills, school disciplinary problems, and peer relationships.

Universe: Juvenile offenders in Alameda County, California, who in 1996 had received either field supervision or a placement order as a disposition.

Sampling: Random sampling.

Extent of collection: 1 data file + machine-readable documentation (PDF) + SAS data definition statements + SPSS data definition statements

Extent of processing: MDATA.ICPSR/
UNDOCCHK.ICPSR/ CDBK.ICPSR/ DDEF.ICPSR/
SCAN/ REFORM.DATA/REFORM.DOC

Logical record length data format with SAS and SPSS data definition statements

rectangular file structure
954 cases
63 variables
108-unit-long record
1 record per case

Related publications:
National Council on Crime and Delinquency
"Alameda County Placement Risk Assessment Validation" (Final Report).
NCJ 189240. Washington, DC: National Institute of Justice, June 2001.

Baird, S. Christopher.

"Validating Risk Assessment Instruments Used in Community Corrections."
NCJ 147395. Oakland, CA: National Council on Crime and Delinquency, January 1991.

Owen, Barbara, and Barbara Bloom

Profiling the needs of the California Youth Authority's female population, 1996

(ICPSR 2754)

(included on CD-ROM CD0033)

This study was sponsored by the U.S. Dept. of Justice, National Institute of Justice. The grant number is 95-IJ-CX-0098.

Summary: This study was designed to assess the needs and characteristics of the female juvenile offender population in California and to evaluate the existing program structure. The main focus was to conduct a pilot study to test an instrument the researchers had designed for profiling the needs of youthful female offenders in developing a protocol for use by other jurisdictions and agencies working with delinquent female youths. To study the needs and program demands of young female offenders, the researchers conducted a profile survey of 162 randomly-selected women at the Ventura School in the California Youth Authority (CYA) in the summer of 1996. The data are the result of personal interviews using a modified version of the instrument used for a 1995 study of adult female offenders in the California Department of Corrections by the principal investigators. Information was collected on demographics, social and economic background, criminal history, and correctional experiences. Demographic variables include age, race and ethnicity, marital status, and parents' marital status. Variables on social and economic background include religious preference, living situation, education, work history, family relationships, pregnancy history while incarcerated, and family and juvenile history. Criminal history variables cover gang involvement, arrest and sentence information, offense profile, reasons for committing the offense, weapon use, substance abuse history, and personal abuse. Variables on correctional experiences include abuse counseling, HIV testing, correctional programming participation, work experience during incarceration, and California Youth Authority housing assignment.

Universe: Young female offenders in the California Youth Authority system.

Sampling: Random sampling.

Extent of collection: 1 data file + machine-readable documentation (PDF) + SAS data definition statements + SPSS data definition statements

Extent of processing: CDBK.ICPSR/ SCAN/ DDEF.ICPSR/ REFORM.DOC/ MDATA.ICPSR/ REFORM.DATA/ UNDOCCHK.ICPSR

Logical record length data format with SAS and SPSS data definition statements

rectangular file structure
162 cases
378 variables
555-unit-long record
1 record per case

Related publication:

Owen, Barbara, and Barbara Bloom
"Profiling the needs of young female offenders" (Final Report). Washington, DC: National Institute of Justice, 1997.

Palumbo, Dennis J., Michael Musheno, and Steven Maynard-Moody

Implementation of community corrections in Oregon, Colorado, and Connecticut, [1981]

(ICPSR 8407)

This study was sponsored by the U.S. Dept. of Justice, National Institute of Justice. The grant number is 82-15-CU-K015.

Summary: Data were collected from three states to evaluate the success of community corrections programs and to identify the conditions that underlie these successes. Personal field interviews and mail questionnaires were used on state, county, and district levels. The variables in the study were designed to examine the kind of people who implement and maintain these programs, the level of commitment by judicial and prison officials to these programs, community support, and the goals of cost reduction, work training, and rehabilitation. The data for this collection are contained in eight files. Three files of SPSS data definition statements doc-

ument the eight data files. There are 920 cases in Connecticut, 317 in Colorado, and 444 in Oregon. The logical record length of all the files is 80 characters. Class IV

Pearson, Frank S.

Intensive supervision program in New Jersey, 1983-1986

(ICPSR 9291)

This study was sponsored by the U.S. Dept. of Justice, National Institute of Justice. The grant number is 83-IJ-CX-K027.

Summary: These data evaluate the New Jersey Intensive Supervision Program (ISP), a program implemented by the New Jersey Department of Corrections in 1983-1986. The central premise of ISP is that certain felony offenders sentenced to prison can be resentenced to a program of intensive supervision in which they are successfully supervised in the community. The data collection evaluates the impact of ISP on recidivism rates, prison space availability, and cost-effectiveness and also assesses the opinions of criminal justice professionals toward the program. In the first file data collected on four types of sentenced felons include education, psychological condition, financial status, substance abuse, prior and follow-up criminal records, earning and payment records, sentence and correctional histories, and case characteristics including sentences, offenses, and other dispositions. The second file presents data on type of criminal justice professional interviewed, opinion scale scores on aspects of ISP, and suggestions for ISP. Class IV

Universe: All sentenced felons in New Jersey from 1983 to 1985, and criminal justice professionals in New Jersey.

Sampling: A computer program for random sampling was used to select both ISP experimental groups and members of a comparison/ control group. A purposive sampling of criminal justice professionals was used to select persons who had knowledge of the ISP program.

Extent of collection: 2 data files

Card image data format

Part 1

Felons

rectangular file structure
1,990 cases
167 variables
80-unit-long record
6 records per case

Part 2

Survey

rectangular file structure
60 cases
11 variables
80-unit-long record
1 record per case

Related publication:

Pearson, Frank S.

"Research on New Jersey's intensive supervision program." Washington, DC: National Institute of Justice, 1987.

Petersilia, Joan, Susan Turner, and Elizabeth Piper Deschenes

Intensive supervision for high-risk offenders in 14 sites in the United States, 1987-1990

(ICPSR 6358)

This study was sponsored by the U.S. Dept. of Justice, National Institute of Justice, and Bureau of Justice Assistance. The grant numbers are 87-IJ-CX-0057, 87-IJ-CX-0059, and 90-DD-CX-0040 (NIJ) and 86-SD-CX-0015 (BJA).

Summary: In 1986, the Bureau of Justice Assistance (BJA) funded a demonstration project of intensive supervision programs (ISPs), alternatives to control sanctions that involve community sanctions and emphasize stringent conditions and close monitoring of convicted offenders. The primary intent of the demonstration project was to determine the effects of participation in an ISP program on the subsequent behavior of offenders and to test the feasibility of the ISP's stated objectives: (1) to reduce recidivism by providing a seemingly cost-effective alternative to imprisonment, and (2) to provide an intermediate punishment between incarceration and regular probation that allows the punishment to fit the crime. Fourteen sites in nine states participated in the project and each of the selected sites was funded for 18 to 24 months. Individual agencies in each site tailored their ISP programs to their local needs, resources,

and contexts, developed their own eligibility criteria, and determined whether probationers met those criteria. While the individual ISP projects differed, each site was required to follow identical procedures regarding random assignment, data collection, and overall program evaluation. Data collection instruments that differed in the amount of drug-related questions asked were used for the six- and twelve-month reviews. The "non-drug" data collection instrument, used in Contra Costa, Ventura, and Los Angeles counties, CA, Marion County, OR, and Milwaukee, WI, gathered drug data only on the number of monthly drug and alcohol tests given to offenders. The "drug" data collection instrument was distributed in Atlanta, Macon, and Waycross, GA, Seattle, WA, Santa Fe, NM, Des Moines, IA, and Winchester, VA. Variables regarding drug use included the number of drug tests ordered, the number of drug tests taken, and the number of positives for alcohol, cocaine, heroin, uppers, downers, quaaludes, LSD/hallucinogens, PCP, marijuana/hashish, and "other". The drug questions on the instrument used in Dallas and Houston, TX, were the same as those asked at the drug sites. Once a site determined that an offender was eligible for inclusion, RAND staff randomly assigned the offender to either the experimental ISP program (prison diversion, enhanced probation, or enhanced parole) or to a control sanction (prison, routine probation, or parole). Assignment periods began in January 1987 and some sites continued to accept cases through January 1990. Each offender was followed for a period of one year, beginning on the day of assignment to the experimental or control program. The six-month and twelve-month review data contain identical variables: the current status of the offender (prison, ISP, or terminated), record of each arrest and/or technical violation, its disposition, and sentence or sanction. Information was also recorded for each month during the follow-up regarding face-to-face contacts, phone and collateral contacts, monitoring and record checks, community service hours, days on electronic surveillance (if applicable), contacts between client and community sponsor, number and type of counseling sessions and training, days in paid employment and earnings, number of drug and alcohol tests taken, and amount of restitution, fines, court costs, and probation fees paid. Background variables include sex, race, age at assignment, prior criminal history, drug use and treatment history, type of current offense, sentence characteristics, conditions imposed, and various items relating to risk of recidivism and

need for treatment. For the two Texas sites, information on each arrest and/or technical violation, its disposition, and sentence or sanction was recorded in separate recidivism files (Parts 10 and 17). Dates were converted by RAND to time-lapse variables for the public release files that comprise this data collection.

Universe: All ISP programs in the United States.

Sampling: The two Texas sites were selected and funded by the Texas Legislature, and the other twelve sites were selected by the Bureau of Justice Assistance.

Note: Users are encouraged to consult the various published articles and reports about the demonstration project and the RAND evaluation for detailed information about differences in site implementation, goals, characteristics, and success of ISP implementation.

Extent of collection: 44 data files + machine-readable documentation (PDF) + SAS data definition statements + SPSS data definition statements

Extent of processing: REFORM.DATA/ SCAN/ REFORM.DOC/ UNDOCCHK.ICPSR/ MDATA.ICPSR/ CDBK.ICPSR/ DDEF.ICPSR

Logical record length data format with SAS and SPSS data definition statements

- Part 1: **Atlanta background data**
- Part 2: **Atlanta six-month review data**
- Part 3: **Atlanta twelve-month review data**
- Part 4: **Contra Costa County background data**
- Part 5: **Contra Costa County six-month review data**
- Part 6: **Contra Costa County twelve-month review data**
- Part 7: **Dallas background data**
- Part 8: **Dallas six-month review data**
- Part 9: **Dallas twelve-month review data**
- Part 10: **Dallas recidivism data**
- Part 11: **Des Moines background data**
- Part 12: **Des Moines six-month review data**
- Part 13: **Des Moines twelve-month review data**
- Part 14: **Houston background data**
- Part 15: **Houston six-month review data**
- Part 16: **Houston twelve-month review data**
- Part 17: **Houston recidivism data**
- Part 18: **Los Angeles County background data**
- Part 19: **Los Angeles County six-month**

review data

- Part 20: **Los Angeles County twelve-month review data**
- Part 21: **Macon background data**
- Part 22: **Macon six-month review data**
- Part 23: **Macon twelve-month review data**
- Part 24: **Marion County background data**
- Part 25: **Marion County six-month review data**
- Part 26: **Marion County twelve-month review data**
- Part 27: **Milwaukee background data**
- Part 28: **Milwaukee six-month review data**
- Part 29: **Milwaukee twelve-month review data**
- Part 30: **Santa Fe background data**
- Part 31: **Santa Fe six-month review data**
- Part 32: **Santa Fe twelve-month review data**
- Part 33: **Seattle background data**
- Part 34: **Seattle six-month review data**
- Part 35: **Seattle twelve-month review data**
- Part 36: **Ventura County background data**
- Part 37: **Ventura County six-month review data**
- Part 38: **Ventura County twelve-month review data**
- Part 39: **Waycross background data**
- Part 40: **Waycross six-month review data**
- Part 41: **Waycross twelve-month review data**
- Part 42: **Winchester background data**
- Part 43: **Winchester six-month review data**
- Part 44: **Winchester twelve-month review data**

rectangular file structure
24 to 1,815 cases per part
14 to 354 variables per part
35- to 772-unit-long record per part
1 record per case per part

Related publications:

Petersilia, Joan, Joyce Peterson, and Susan Turner

"Intensive probation and parole: Research findings and policy implications" (Final Report). Washington, DC: National Institute of Justice, 1992.

Turner, Susan, and Joan Petersilia

Focusing on high-risk parolees: An experiment to reduce commitments to the Texas Department of Corrections. Newbury Park, CA: Sage Publications, 1992.

Petersilia, Joan, and Susan Turner

Intensive supervision for high-risk probationers, findings from three California experiments. Santa Monica, CA: The RAND Corporation, 1990.

Petersilia, Joan, Susan Turner, and Joyce Peterson

Effects of prison versus probation in California, 1980-1982

(ICPSR 8700)

This study was sponsored by the U.S. Dept. of Justice, National Institute of Justice. The grant number is 83-IJ-CX-0002.

Summary: This study was divided into two phases. The first assessed the effects of different sanctions on separate criminal populations, focusing on probation as a sentencing alternative for felons. The second phase used a quasi-experimental design to address how imprisonment affects criminal behavior when criminals are released. Specific issues included (a) the effect that imprisonment (vs. probation) and length of time served have on recidivism, (b) the amount of crime prevented by imprisoning offenders rather than placing them on probation, and (c) costs to the system for achieving that reduction in crime.

Universe: Convicted offenders in California.

Sampling: The Statewide file covers convictions in the 17 largest counties in California. The Prisoner and Probationer files cover Los Angeles and Alameda counties.

Extent of collection: 3 data files + SAS data definition statements

Card image data format with SAS data definition statements

Part 1

Statewide database
rectangular file structure
12,324 cases
56 variables
80-unit-long record
2 records per case

Part 3

Probationer sample
rectangular file structure
511 cases
120 variables
80-unit-long record
5 records per case

Part 5

Prisoner sample
rectangular file structure
511 cases
122 variables
80-unit-long record
5 records per case

Related publications:

Petersilia, J.

Research in brief: Probation and felony offenders. NCJ 97349. Washington, DC: National Institute of Justice, 1985.

Petersilia, J., S. Turner, and J. Kahan
Granting felons probation: Public risks and alternatives. NCJ 96669. Santa Monica, CA: RAND Corporation, 1985.

Petersilia, J., S. Turner, J. Kahan, and J. Peterson

"Granting felons probation: Public risks and alternatives" (Executive Summary of RAND's Study). NCJ 98621. *Crime and Delinquency* 31,3 (July 1985), 379-392.

Petersilia, J., S. Turner, and J. Peterson
Prison versus probation in California: Implications for crime and offender recidivism. NCJ 102320. Santa Monica, CA: RAND Corporation, 1986.

Peterson, Mark A., Suzanne Polich, and Jan Michael Chaiken

Survey of California prison inmates, 1976

(ICPSR 7797)

(included on CD-ROM CD0014)

This study was sponsored by the U.S. Dept. of Justice, National Institute of Justice. The grant number is 83-IJ-CX-0006.

Summary: This survey of inmates in five California prisons was conducted by RAND with a grant from the National Institute of Justice. Researchers distributed an anonymous self-administered questionnaire to groups of 10-20 inmates at a time. Using the self-report technique, the survey obtained detailed information about the crimes committed by these prisoners prior to their incarceration. Variables were calculated to examine the characteristics of repeatedly arrested or convicted offenders (recidivists) as well as offenders reporting the greatest number of serious crimes (habitual criminals). The variables include crimes committed leading to incarceration, rates of criminal activity, and social-psychological scales for analyzing mo-

tivations to commit crimes, as well as self-reports of age, race, education, marital status, employment, income, and drug use.

Universe: Male prisoners who were incarcerated in five California state adult correctional institutions in July and August of 1976.

Extent of collection: 1 data file + machine-readable documentation (text) + SAS data definition statements + SPSS data definition statements

Extent of processing: UNDOCCHK.ICPSR/
MDATA

Logical record length data format with SAS and SPSS data definition statements

rectangular file structure
624 cases
378 variables
790-unit-long record
1 record per case

Related publication:
Peterson, Mark A., and Harriet B. Braiker,
with Suzanne Polich
Doing crime: A survey of California prison
inmates. Santa Monica, CA: RAND, 1980.

Prentky, Robert A., and Raymond A.
Knight

Classification of rapists in Massachusetts, 1980-1990

(ICPSR 9976)
(included on CD-ROMs CD0014 and CD0033)

This study was sponsored by the U.S. Dept. of Justice, National Institute of Justice. The grant number is 88-IJ-CX-0021.

Summary: The purpose of this study was to apply the latest version of a typological system for rapists (MTC:R3) developed at the Massachusetts Treatment Center for Sexually Dangerous Persons (MTC) to a large sample of offenders currently or previously incarcerated at MTC and to examine the system's reliability and concurrent and predictive validity. Data are available from two of the project's components. In the first component, 201 rapists who were committed to MTC between 1958 and 1981 were classified. This sample was used to revise the previous classification system (R2), upon which the development of the current system rests. Of these 201 men,

94 were in residence at the time of the study and 107 had been released. The second component classified a sample of 54 rapists who were committed after 1981. This sample was not used to develop the criteria for the typology. As an overview, this project had two missions: (1) to subtype about 250 rapists using MTC:R3 criteria, and (2) to utilize an archivally derived database to examine the concurrent and predictive validity of the system. In addition to the subtype assignments, the primary source of data was the detailed institutional files that were used to code a 1,500-variable questionnaire.

Universe: Male rapists committed to the Massachusetts Treatment Center for Sexually Dangerous Persons.

Sampling: The first sample consisted of 201 rapists committed to MTC between 1958 and 1981. Of these 201 offenders, 107 had been discharged at the time of the study. In addition, this study included a generalization sample of 54 rapists committed after 1981.

Note: (1) One record, which was determined to be a duplicate, was removed from the data file. (2) Users are encouraged to obtain a copy of the Final Report for information on the development of the MTC:R3 typological system.

Extent of collection: 1 data file + machine-readable documentation (text and PDF) + SAS data definition statements + SPSS data definition statements

Extent of processing: MDATA.PR/ RECODE/
REFORM.DATA/ UNDOCCHK.ICPSR/ REFORM.DOC

Logical record length data format with SAS and SPSS data definition statements

rectangular file structure
254 cases
1,592 variables
841-unit-long record
4 records per case

Related publications:
Prentky, Robert A., Raymond A. Knight, and
Ruth Rosenberg

"Classification of rapists: Implementation and validation" (Final Report). Washington, DC: National Institute of Justice, 1991.

Prentky, Robert A., and Raymond A. Knight
"Identifying critical dimensions for discriminating among rapists." *Journal of Consult-*

ing and Clinical Psychology 59 (1991), 643-661.

Knight, Raymond A., and Robert A. Prentky
"Classifying sexual offenders: The development and corroboration of taxonomic models." In W.L. Marshall, D.R. Laws, and H.E. Barbaree (eds.), *The handbook of sexual assault: Issues, theories, and treatment of the offender*. New York, NY: Plenum, 1990.

Prentky, Robert, and Raymond Knight

Dangerous sex offenders: Classifying, predicting, and evaluating outcomes of clinical treatment in Bridgewater, Massachusetts, 1982-1985

(ICPSR 8985)

(included on CD-ROM CD0033)

This study was sponsored by the U.S. Dept. of Justice, National Institute of Justice. The grant number is 82-IJ-CX-0058.

Summary: The purpose of this data collection was to validate two classification systems, one for rapists and one for child molesters, used in a Massachusetts treatment center for sexually aggressive offenders. Rapists and child molesters were classified as two types of sex offenders and then clinically classified into different subtypes based on criteria for the two taxonomies being tested. Variables include type of traffic offenses, criminal offenses, and sex offenses charged. Data on disposition of cases are also provided along with parole and discharge information. Offenders' post-release offenses were categorized into traffic offenses, nontraffic offenses, and sex offenses.

Universe: All sex offender cases referred to a treatment center in Bridgewater, Massachusetts, for intensive observation and then released.

Sampling: Of the 1,500 sex offender cases that were referred to the treatment center in Bridgewater, Massachusetts, for intensive observation during 1982-1985, 500 were committed and became treatment patients. Of these patients, 270 were released after varying lengths of treatment and were selected as the sample in the study.

Extent of collection: 1 data file + machine-readable documentation (PDF) + SAS data

definition statements + SPSS data definition statements

Extent of processing: UNDOCCHK.PR/ SCAN/ DDEF.ICPSR/ CDBK.ICPSR/ REFORM.DOC/ MDATA.PR/ REFORM.DATA

Logical record length data format with SAS and SPSS data definition statements

rectangular file structure

270 cases

332 variables

933-unit-long record

1 record per case

Related publications:

Prentky, R.A., and R.A. Knight

"Impulsivity in the lifestyle and criminal behavior of sexual offenders." *Criminal Justice and Behavior* 13 (1986), 141-164.

Knight, R.A., R. Rosenberg, and B. Schneider
Classification of sexual assault: A research handbook. New York, NY: Garland, 1985.

Pullen, Suzanne, and Kim English

Evaluation of the reasoning and rehabilitation cognitive skills development program implemented in juvenile intensive supervision probation in Colorado, 1994-1995

(ICPSR 2028)

This study was sponsored by the U.S. Dept. of Justice, National Institute of Justice. The grant number is 93-IJ-CX-K017.

Summary: This study was a program evaluation of the Reasoning and Rehabilitation Cognitive Skills Development Program, an educational program that taught cognitive skills to offenders, as implemented in juvenile intensive supervision probation in Colorado. Using an experimental design, researchers sought to measure the extent of change in attitudes and behaviors due to the cognitive skills program by administering pre- and post-test interviews. Researchers also measured recidivism by conducting interviews with probation officers who supervised the offenders in the sample six months after termination from intensive supervision. These interviews were supplemented with administrative records data that provided background information about the sample. In addition, administrative data were collected on all juveniles sentenced

to intensive supervision during fiscal years 1994 and 1995 to compare juveniles in the sample with all juveniles in the intensive program. Variables in this collection include cognitive measures, such as impulsivity, problem-solving ability, egocentricity, and cognitive style. Other variables measure emotional responses to various situations, attitudes toward the law, values, drug abuse, program participation, and recidivism. Administrative data include age, gender, ethnicity, offense of conviction, and basic assessment data.

Universe: Juveniles sentenced to juvenile intensive supervision probation in Colorado between 1994 and 1995.

Sampling: Random sampling.

Extent of collection: 3 data files + machine-readable documentation (PDF) + SAS data definition statements + SPSS data definition statements

Extent of processing: CDBK.ICPSR/ RECODE/ DDEF.ICPSR/ MDATA.ICPSR/ REFORM.DATA/ SCAN/ REFORM.DOC/ UNDOCCHK.ICPSR

Logical record length data format with SAS and SPSS data definition statements

Part 1

Pre- and post-test data

rectangular file structure

40 cases

242 variables

345-unit-long record

1 record per case

Part 2

Background data

rectangular file structure

40 cases

11 variables

57-unit-long record

1 record per case

Part 3

Juvenile intensive supervision probation data

rectangular file structure

183 cases

7 variables

15-unit-long record

1 record per case

Related publications:

Pullen, Suzanne

"Evaluation of the reasoning and rehabilitation cognitive skills development program as implemented in juvenile ISP in

Colorado" (Final Report). Washington, DC: National Institute of Justice, 1996.

English, Kim

"Juvenile intensive supervision probation pilot project phase one study." Denver, CO: Colorado Department of Public

Safety. Division of Criminal Justice, 1993.

Fabiano, E., and F. Porporino

"Assessment of the implementation of the reasoning and rehabilitation program for the JISP cognitive program evaluation." Ottawa, Ontario, Canada: T3 Associates, 1995.

Rafter, Nicole Hahn

Women in prison, 1800-1935: Tennessee, New York, and Ohio

(ICPSR 8481)

(included on CD-ROM CD0033)

This study was sponsored by the U.S. Dept. of Justice, National Institute of Justice. The grant number is 79-NI-AX-0039.

Summary: This data collection focused on problems in the women's correctional system over a 135-year period. More specifically, it examined the origins and development of prisoner and sentencing characteristics in three states. Demographic data on female inmates cover age, race, parents' place of birth, prisoner's occupation, religion, and marital status. Other variables include correctional facilities, offenses, minimum and maximum sentences, prior commitments, method of release from prison, and presence of crime partners.

Sampling: In Tennessee, New York, and Ohio, cases were identified from official prison records that included a time span of ten years before and after the opening of separate women's state prisons.

Universe: All women housed in state prisons in the United States from 1800 to 1935.

Extent of collection: 1 data file + machine-readable documentation (PDF) + SAS data definition statements + SPSS data definition statements

Extent of processing: UNDOCCHK.ICPSR/ SCAN/ DDEF.ICPSR/ REFORM.DOC/ MDATA.PR

Card image data format with SAS and SPSS data definition statements

rectangular file structure
4,609 cases
41 variables
80-unit-long record
3 records per case

Related publication:
Rafter, Nicole Hahn

Partial justice: Women in state prisons, 1800-1935. Boston, MA: Northeastern University Press, 1985.

RAND

Survey of jail and prison inmates, 1978 (ICPSR 8169)

This study was sponsored by the U.S. Dept. of Justice, National Institute of Justice. The grant number is 83-IJ-CX-0006.

Summary: This survey was conducted as part of RAND's research program on career criminals. RAND's Second Inmate Survey was administered in late 1978 and early 1979 to convicted male inmates at 12 prisons and 14 county jails in California, Michigan and Texas. The purpose of the study was to provide detailed information about the criminal behavior of offenders and their associated characteristics. Emphasis was placed on investigating other major areas of interest such as the quality of prisoner self-reports, varieties of criminal behavior, selective incapacitation, and prison treatment programs.
Class IV

Part 1: Primary survey from Modules A-E for all inmates

Part 2: Retest survey from Modules A-E

Part 3: Primary survey from Module F

Part 4: Retest survey from Module F

Part 5: Official record data for California prisoners

Part 6: Official record data for Michigan prisoners

Part 7: Official record data for Texas prisoners

Part 8: Primary survey from Modules A-E for Texas prisoner replacements

Part 9: Primary survey from Module F for Texas prisoner replacements

Part 10: Official records data for Texas prisoner replacements

Part 11: Survey from Modules A-E for Texas jail respondents

Part 12: Primary survey from Modules A-E for all inmates

Part 13: Retest survey from Modules A-E (frequencies)

Part 14: Primary survey from Module F (frequencies)

Part 15: Retest survey from Module F (frequencies)

Part 16: Official record data for California prisoners (frequencies)

Part 17: Official record data for Michigan prisoners (frequencies)

Part 18: Official record data for Texas prisoners (frequencies)

Part 19: Primary survey from Modules A-E for Texas prisoner replacements (frequencies)

Part 20: Primary survey from Module F for Texas prisoner replacements (frequencies)

Part 21: Official records data for Texas prisoner replacements (frequencies)

Part 22: Survey from Modules A-E for Texas jail respondents (frequencies)

Part 25: Follow-up data, California 1

Part 26: Follow-up data, California 2

Part 27: Follow-up data, California 3

Part 28: Follow-up data, California 4

Part 29: Follow-up data, Michigan 1

Part 30: Follow-up data, Michigan 2

Part 31: Follow-up data, Michigan 3

Part 32: Follow-up data, Michigan 4

Part 33: Follow-up data, Texas 1

Part 34: Follow-up data, Texas 2

Part 35: Follow-up data, Texas 3

Part 36: Follow-up data, Texas 4

rectangular file structure
68 to 6,883 cases per part
8 to 455 variables per part
43- to 133-unit-long record per part
1 to 10 records per case per part

Rauch, W. Hardy et al. and the American Correctional Association

Management of death row inmates, 1986-1987: [United States]

(ICPSR 9917)

This study was sponsored by the U.S. Dept. of Justice, National Institute of Justice. The grant number is 85-IJ-CX-0065.

Summary: These data offer objective and subjective information about current death row inmates and the management policies and procedures related to their incarceration. The major objectives of the study were to gather data about the inmate population and

current management policies and procedures, to identify issues facing correctional administrators in supervising the growing number of condemned inmates, and to offer options for improved management. Four survey instruments were developed: (1) a form for the Department of Corrections in each of the 37 states that had a capital punishment statute as of March 1986, (2) a form for each warden of an institution that housed death-sentenced inmates, (3) a form for staff members who worked with such inmates, and (4) a form for a sample of the inmates. The surveys included questions about inmate demographics (e.g., date of birth, sex, race, Hispanic origin, level of education, marital status, and number of children); the institutional facilities available to death row inmates; state laws pertaining to them; training for staff who deal with them; the usefulness of various counseling, medical, and recreational programs; whether the inmates expected to be executed; and the challenges in managing the death row population. The surveys did not probe legal, moral, or political arguments about the death penalty itself. Class IV

Universe: Directors of state Departments of Corrections, wardens and staff who dealt with death-sentenced inmates, and death-sentenced inmates in the United States.

Sampling: Surveys were sent to directors of the Departments of Corrections in the 37 states that had a death penalty as of March 31, 1986. Subsequently, the other three types of survey forms were packaged for 40 of the 50 United States institutions that housed death row inmates. Five to 10 staff surveys were sent to each institution. In institutions housing 20 or fewer death row inmates, surveys were sent to all inmates. For those institutions with larger death row populations, male death row inmates were randomly sampled, but all female death-sentenced inmates were surveyed.

Extent of collection: 4 data files + machine-readable documentation (text) + SAS data definition statements + SPSS data definition statements + data collection instruments

Extent of processing: MDATA/ UNDOCCHK.PR

Card image data format with SAS and SPSS data definition statements

Part 1
Department of Corrections data

rectangular file structure
36 cases
95 variables
80-unit-long record
5 records per case

Part 2
Warden data
rectangular file structure
40 cases
134 variables
80-unit-long record
6 records per case

Part 3
Staff data
rectangular file structure
254 cases
68 variables
80-unit-long record
3 records per case

Part 4
Inmate data
rectangular file structure
237 cases
179 variables
80-unit-long record
6 records per case

Related publication:
American Correctional Association
*Managing death-sentenced inmates:
A survey of practices.* Washington, DC:
St. Mary's Press, 1989.

Romm, Joseph

**Evaluation of intensive probation in
Milwaukee, 1980-1981**

(ICPSR 8276)

This study was sponsored by the U.S. Dept. of Justice, National Institute of Justice. The grant number is J-LEAA-027-78.

Summary: The purpose of this study was to evaluate the results and impact of a two-year experiment in innovative probation practices in Milwaukee, Wisconsin. After being classified according to the Wisconsin risk and needs assessment scale, individuals who had been sentenced to probation between January 2, 1980, and June 30, 1981, and had reported to the probation department for intake were randomly assigned to one of eight

experimental and control groups. The experiment was limited to adult residents of Milwaukee County who were not already on probation, were not judged to be severe psychotic or severe sex-deviant cases, and were not assigned to jail work-release sentences of more than ten days followed by probation (Huber cases). There are three files in this data collection: the Reassessment file, the Admissions/Terminations file, and the Chronological file. Each case in the Reassessment and Admissions/Terminations files represents data on an individual probationer. There are 84 variables for 1,343 cases in the Reassessment file and 218 variables for 1,922 cases in the Admissions/Terminations file; both files have logical record lengths of 100 characters. Of the 1,922 cases for which admissions data were collected (about 133 variables), 397 cases also have termination data available (an additional 85 variables). Cases in the Chronological file are records of probation agent contacts with probationers over the course of the study. There are 17 variables for 47,169 cases (contacts) in this file which includes information on 1,781 probationers. As many as 270 contacts with a single probationer are recorded. This file has a logical record length of 80. Class IV

Rossi, Peter

Transitional aid research project (TARP), 1976-1977

(ICPSR 7874)

The Transitional Aid Research Project (TARP) was an experiment conducted in Texas and Georgia in 1976-1977. Stratified random samples of inmates were assigned, at the time of release from prison, to experimental and control groups. The groups varied in the amount of money and job placement services they received upon their release. Originally, the data were recorded in nine files for each state, corresponding to each of the nine different sources of information for each TARP case. These files included each inmate's prison history, data from four interviews, state arrest data, record of TARP payments, social security wages, and parole records. The ICPSR dataset has combined these into one file for each state. There are 1,590 variables for each of 1,975 cases in the Texas file and 1,921 variables for each of 2,007 cases in the Georgia file. Class II

Sabol, William J.

Inventory of data elements in state and federal corrections information systems, 1998

(ICPSR 2575)

Summary: This survey summarizes the data elements maintained by state and federal corrections information systems that track adult, sentenced offenders, and assesses the severity of obstacles in reporting statistical information. Two instruments, an Inventory Questionnaire and an Obstacles Survey, were mailed to Departments of Correction in each of the 50 states and the District of Columbia, and to the Federal Bureau of Prisons. The Inventory Questionnaire asked 207 questions about data elements describing offenders, 15 questions about elements describing facility management, and 20 questions about the capabilities of the information system to process data electronically. For some elements, questions were asked to determine if more detailed information (subvalues) about the element existed. The Obstacles Survey asked departments to rate the severity of problems they may encounter when processing requests for statistical information. The items were grouped into five categories: legislative and institutional factors, hardware factors, software factors, staffing factors, and data factors.

Universe: State and federal Departments of Corrections in all 50 states and the District of Columbia, and the Federal Bureau of Prisons.

Extent of collection: 1 data file + machine-readable documentation (PDF) + SAS data definition statements + SPSS data definition statements

Extent of processing: CONCHK.PR/SCAN/ DDEF.ICPSR/ UNDOCCHK.PR/ UNDOCCHK.ICPSR/ REFORM.DOC

Logical record length data format with SAS and SPSS data definition statements

rectangular file structure
53 cases
440 variables
854-unit-long record
1 record per case

Related publication:

"State and federal corrections information systems: An inventory of data elements and an assessment of reporting capabilities," Washington, DC: Bureau of Justice Statistics, 1998.

Schmidt, Peter, and Ann D. Witte

Predicting recidivism in North Carolina, 1978 and 1980

(ICPSR 8987)

This study was sponsored by the U.S. Dept. of Justice, National Institute of Justice. The grant number is 84-IJ-CX-0021.

Summary: This data collection examines the relationship between individual characteristics and recidivism for two cohorts of inmates released from North Carolina prisons in 1987 and 1980. The survey contains questions on the backgrounds of the offenders, including their involvement in drugs or alcohol, level of schooling, nature of the crime resulting in the sample conviction, number of prior incarcerations, and recidivism following release from the sample incarceration. The data collection also contains information on the length of time until recidivism occurs. Class IV

Universe: All individuals released from North Carolina prisons during the periods of July 1, 1977, through June 30, 1978, and July 1, 1979, through June 30, 1980.

Note: For 1978 data, 4,709 individual records were missing one or more variables and placed in a missing data file. The other 4,618 observations, which contained complete information, were randomly split into an estimation sample of 1,540 observations and a validation sample of 3,078. For 1980 data, 3,810 individual records were missing information on one or more variables and were placed in a missing data file. The other 5,739 observations, which contained complete information, were randomly split into an estimation sample of 1,435 observations and a validation sample of 4,304 observations.

Extent of collection: 2 data files + machine-readable documentation (text)

Card image data format

Part 1

1978 data

rectangular file structure

9,327 cases

19 variables

80-unit-long record

1 record per case

Part 2

1980 data

9,549 cases

19 variables

80-unit-long record

1 record per case

Related publication:

Schmidt, P., and A.D. Witte

Predicting recidivism using survival models.
New York, NY: Springer-Verlag, 1988.

Schneider, Anne L., Zoann Snyder-Joy,
and Laurie H. Ervin

Implementation of quantitative decision aids in the Oklahoma probation and parole system, 1989-1990

(ICPSR 9963)

This study was sponsored by the U.S. Dept. of Justice, National Institute of Justice. The grant number is 89-IJ-CX-0012.

Summary: These data were collected to examine the use of quantitative decision aids in making probation and parole decisions in Oklahoma. The quantitative aids implemented in Oklahoma are modifications of the Wisconsin risks/needs assessment instruments. To determine the uses of and attitudes towards such instruments, Oklahoma probation and parole officers were queried regarding the appropriateness of the instruments in making probation and parole decisions, the specific circumstances in which the instruments were useful, the reasons why the instruments were used, and the extent to which the instruments were manipulated. In addition, data were collected from the officers on job satisfaction and age, length of employment, sex, education, and race. Class III

Universe: Probation and parole officers in the state of Oklahoma.

Sampling: The sample consists of 180 probation and parole officers who returned completed questionnaires. A total of 296 surveys were distributed.

Extent of collection: 1 data file + machine-readable documentation (text) + SAS data definition statements + SPSS data definition statements + data collection instrument

Extent of processing: UNDOCCHK.ICPSR/
MDATA

Logical record length data format with SAS and SPSS data definition statements and SPSS export file

rectangular file structure
180 cases
167 variables
326-unit-long record
1 record per case

Sumter, Melvina T.

Religiousness and post-release community adjustment in the United States, 1990-1998

(ICPSR 3022)

This study was sponsored by U.S. Dept. of Justice, National Institute of Justice. The grant number is 99-IJ-CX-0001.

Summary: This study assessed the effects of male inmate religiosity on post-release community adjustment and investigated the circumstances under which these effects were most likely to take place. The researcher carried out this study by adding Federal Bureau of Investigation criminal history information to an existing database (Clear et al.) that studied the relationship between an inmate's religiousness and his adjustment to the correctional setting. Four types of information were used in this study. The first three types were obtained by the original research team and included an inmate values and religiousness instrument, a pre-release questionnaire, and a three-month post-release follow-up phone survey. The fourth type of information, official criminal history reports, was later added to the original dataset by the principal investigator for this study. The prisoner values survey collected information on what the respondent would do if a friend sold drugs from the cell or if inmates of his race attacked others. Respondents were also asked if they thought God was revealed in the scriptures, if they shared their faith with others, and if they took active part in religious services. Information collected from the pre-release questionnaire included whether the respondent attended group therapy, religious groups with whom he would live, types of treatment programs he would participate in after prison, employment plans, how often he would go to church, whether he would be angry more in prison or in the free world, and whether he would be more afraid of being attacked in prison or in the free world. Each inmate also described

his criminal history and indicated whether he thought he was able to do things as well as most others, whether he was satisfied with himself on the whole or felt that he was a failure, whether religion was talked about in the home, how often he attended religious services, whether he had friends who were religious while growing up, whether he had friends who were religious while in prison, and how often he participated in religious inmate counseling, religious services, in-prison religious seminars, and community service projects. The three-month post-release follow-up phone survey collected information on whether the respondent was involved with a church group, if the respondent was working for pay, if the respondent and his household received public assistance, if he attended religious services since his release, with whom the respondent was living, and types of treatment programs attended. Official post-release criminal records include information on the offenses the respondent was arrested and incarcerated for, prior arrests and incarcerations, rearrests, outcomes of offenses of rearrests, follow-up period to first rearrest, prison adjustment indicator, self-esteem indicator, time served, and measurements of the respondent's level of religious belief and personal identity. Demographic variables include respondent's faith, race, marital status, education, age at first arrest and incarceration, and age at incarceration for rearrest.

Universe: Male inmates from 12 prisons in the United States.

Sampling: Unknown.

Note: For more information on the study conducted by Clear et al., users should refer to the related publications section of the codebook.

Extent of collection: 1 data file + machine-readable documentation (PDF) + SAS data definition statements + SPSS data definition statements

Extent of processing: MDATA.ICPSR/
UNDOCCHK.ICPSR/ CDBK.ICPSR/ DDEF.ICPSR/
SCAN/ REFORM.DAT/ REFORM.DOC

Logical record length data format with SAS and SPSS data definition statements

rectangular file structure
464 cases
431 variables
774-unit-long record
1 record per case

Related publications:

Sumter, Melvina T.

"Religiousness and post-release community adjustment" (Final Report).

NCJ 184508. Washington, DC: National Institute of Justice, 2000.

Clear, T.R., B.D. Stout, H.R. Dammer, L.

Kelly, P.L. Hardyman, and C. Shapiro

"Does involvement in religion help prisoners adjust to prison?" (Final Report).

NCJ 151513. Washington, DC: National Institute of Justice, 1992.

Turner, Susan, and Joan Petersilia

Evaluation of day fines in Maricopa County, Arizona, 1991-1993

(ICPSR 2024)

This study was sponsored by the U.S. Dept. of Justice, National Institute of Justice. The grant number is 91-DD-CX-0037.

Summary: This study sought to evaluate how well day fines work as an intermediate sanction. Day fines are a structured approach to imposing fines that considers both the offender's ability to pay and the severity of the offense. The program involves two steps: (1) a determination of the number of fine units for an offense, based on the severity of the offense, and (2) a valuation of fine units, based on the offender's net daily income, hence the name "day fines". While four jurisdictions participated in the day fines evaluation, only the site in Maricopa County, Arizona, was structured in such a way to allow for a quasi-experimental research design. Therefore, this collection only contains data from the Financial Assessment Related to Employability (FARE) day fines program in Maricopa County. The FARE program was started in 1991 and targeted felony offenders with little need for supervision or treatment — in other words, the low risk-low need defendant. The intent of the program was to draw clients from the population of offenders who would traditionally receive routine probation, thus serving as an intermediate sanction between routine and summary probation. The major research strategy was to consider the FARE-sentenced offenders as the experimental group and to construct a similar comparison group out of the offenders sentenced by non-day fines judges. The design involved three major steps: (1) identification of 1991 and 1992 de-

fendants who received a FARE sentence, (2) screening of sentenced defendants in non-FARE courts using FARE eligibility criteria to match the FARE participants, and (3) coding background and 12-month follow-up information for both FARE and comparison group offenders from probation and clerk files to record background information, monetary payments, and any technical violations and arrests occurring during the 12-month follow-up period. Variables in Part 1, Fines Paid Data, include the total amount of the fine and how much of the fine was applied to probation fees, reimbursement, restitution, and victim compensation. Part 2, Official Records Data, contains background information such as arrest history, marital status, education, drug use, and drug treatment. Additional information includes current arrest, recommended sentence, disposition, sentence imposed, employment and income, and risk/needs assessment. Six- and 12-month reviews collected data on supervisory status, technical violations, new arrests, payment enforcement, and payment term revisions.

Universe: Offenders eligible for day fines sanctions in Maricopa County, Arizona, between 1991 and 1992.

Sampling: Random and matched sampling.

Extent of collection: 2 data files + machine-readable documentation (PDF) + SAS data definition statements + SPSS data definition statements

Extent of processing: DDEF.ICPSR/ SCAN/ CDBK.ICPSR/ UNDOCCHK.ICPSR/ REFORM.DAT/ MDATA.ICPSR

Logical record length data format with SAS and SPSS data definition statements

Part 1

Fines paid data

rectangular file structure

1,204 cases

18 variables

58-unit-long record

1 record per case

Part 2

Official records data

rectangular file structure

382 cases

463 variables

1,059-unit-long record

1 record per case

Related publication:

Turner, Susan, and Joan Petersilia
"Day fines in four U.S. jurisdictions" (Executive Summary). Washington, DC: National Institute of Justice, 1996.

Turner, Susan, and Joan Petersilia

Work release in the state of Washington, 1990-1993

(ICPSR 2021)

This study was sponsored by the U.S. Dept. of Justice, National Institute of Justice. The grant number is 90-DD-CX-0056.

Summary: Work release programs allow selected prisoners nearing the end of their terms to work in the community, returning to correctional facilities or community residential facilities in nonworking hours. This project was designed as both a randomized and quasi-experimental field study to assess the effectiveness of work release in the Seattle area. It evaluated the impact of work release sentencing on recidivism and on corrections costs by comparing a sample of inmates who participated in work release with a comparable sample of inmates who completed their sentences in prison. The study was designed to answer the following questions: (1) What are the background and offense characteristics of offenders assigned to work release in the Seattle area? (2) What types of services are received by offenders in work release? and (3) How does the community experience of work release participants compare to that of similar offenders discharged directly into the Seattle community without having gone through work release? For each offender, detailed information was collected on measures relating to work release participation and recidivism outcomes. Information was gathered from Department of Corrections institutional files, work release program records, computerized payment information for legal and financial obligations, and statewide criminal history records. For each offender, background and six- and twelve-month reviews were completed. Part 1, Background Data, supplies variables that cover inmate demographics, employment history, drug use, current offense, prior criminal history, and risk/needs items. Part 2, Drug Testing Data, lists the types of drugs tested for, types of drugs for which there were positive results, and sanctions for drug use. Part 3, Offender Sta-

tus Data, provides information on inmates' supervision status and the types of programs they participated in. Part 4, Prison Data, includes the number of days spent at different institutions and prerelease centers, work assignment, and prison infractions. Part 5, Work Release Data, contains information on the number of days spent at different work release facilities and any time spent in jail or on escape status while in work release. Data in this file also cover contacts and services received during work release, including personal and phone contacts between the work release participant and community corrections officer at the job and other sites, monitoring checks (employment verification, criminal records checks), sessions in outpatient counseling (drug, alcohol, family, other), employment (number of attempted and completed job interviews, primary job classification, length of employment, wages, and reason left), drug testing (date and type of test, type of positives, sanction imposed), infractions during work release and their sanctions, and arrests and their sanctions. Part 6, Community Placement Data, provides variables on the number of days each month that the offender was on the street, in work release, in pretrial detention, or in other custody, while Part 7, Post-Release Data, focuses on the number of days each month that the offender was on the street, in pretrial detention, or in prison or jail after being released from the work release program. Variables in Part 8, Infractions Data, pertain to the number and types of infractions and associated sanctions. Part 9, Recidivism Data, provides information on each offense after discharge from the program, including the date of the offense, nature of arrest, disposition, and sentence.

Universe: Offenders in the state of Washington eligible for work release between 1990 and 1993.

Sampling: Random sampling.

Note: There are multiple records per individual in Part 2, representing drug tests, and in Parts 8-9, representing incidents.

Extent of collection: 9 data files + machine-readable documentation (PDF) + SAS data definition statements + SPSS data definition statements

Extent of processing: CDBK.ICPSR/
DDEF.ICPSR/ MDATA.PR/ MDATA.ICPSR/
SCAN/ REFORM.DATA/ REFORM.DOC/
UNDOCCHK.ICPSR

Logical record length data format with SAS and SPSS data definition statements

Part 1

Background data

rectangular file structure
218 cases
227 variables
447-unit-long record
1 record per case

Part 2

Drug testing data

rectangular file structure
342 cases
30 variables
64-unit-long record
1 record per case

Part 3

Offender status data

rectangular file structure
218 cases
21 variables
45-unit-long record
1 record per case

Part 4

Prison data

rectangular file structure
218 cases
247 variables
512-unit-long record
1 record per case

Part 5

Work release data

rectangular file structure
105 cases
429 variables
900-unit-long record
1 record per case

Part 6

Community placement data

rectangular file structure
218 cases
122 variables
246-unit-long record
1 record per case

Part 7

Post-release data

rectangular file structure
218 cases
86 variables
174-unit-long record
1 record per case

Part 8

Infractions data

rectangular file structure
241 cases
10 variables
24-unit-long record
1 record per case

Part 9

Recidivism data

rectangular file structure
311 cases
10 variables
20-unit-long record
1 record per case

Related publications:

Turner, Susan, Joan Petersilia, and Kathy Rosenblatt

"Work release in the state of Washington" (Final Report). Washington, DC: National Institute of Justice, 1994.

Turner, Susan, and Joan Petersilia

"Work release: Recidivism and corrections costs in Washington State" (Research in Brief). Washington, DC: National Institute of Justice, 1996.

Van Voorhis, Patricia

Psychological classification of adult male inmates in federal prison in Indiana, 1986-1988

(ICPSR 2370)

This study was sponsored by the U.S. Dept. of Justice, National Institute of Justice. The grant number is 85-IJ-CX-0063.

Summary: This data collection, conducted in a federal penitentiary and prison camp in Terre Haute, Indiana, between September 1986 and July 1988, was undertaken to examine the reliability and validity of psychological classification systems for adult male inmates. The classification systems tested were Warren's Interpersonal Maturity Level (I-level), Quay Adult Internal Management Systems (AIMS), Jesness Inventory, Megargee's MMPI-Based Prison Typology, and Hunt's Conceptual Level. The study sought to answer the following questions: (a) Which psychological classification systems or combination of systems could be used most effectively with adult populations? (b) What procedures (e.g., interview, paper-and-pencil test, staff assessment, or combination) would assure maximum efficiency without compro-

mising psychometric precision? (c) What could the commonalities and differences among the systems reveal about the specific systems and about general classification issues pertinent to this population? and (d) How could the systems better portray the prison experience? The penitentiary was a low-maximum-security facility and the prison camp was a minimum-security one. A total of 179 penitentiary inmates and 190 camp inmates participated. The study employed both a pre-post and a correlational design. At intake, project staff members interviewed inmates; obtained social, demographic, and criminal history background data from administrative records and test scores; and then classified the inmates by means of an I-level diagnosis. Social and demographic data collected at intake included date of entry into the prison, age, race, marital status, number of dependents, education, recorded psychological diagnoses, occupation and social economic status, military service, evidence of problems in the military, ability to hold a job, and residential stability. Criminal history data provided include age at first nontraffic arrest, arrests and convictions, prison or jail sentences, alcohol or drug use, total number and kinds of charges for current offense, types of weapon and victims involved, co-offender involvement, victim-offender relationship, if the criminal activity required complex skills, type of conviction, and sentence length. T-scores for social maladjustment, immaturity, autism, alienation, manifest aggression, withdrawal, social anxiety, repression, and denial were also gathered via the Jesness Inventory and the MMPI. Interview data cover the inmates' interactions within the prison, their concerns about prison life, their primary difficulties and strategies for coping with them, evidence of guilt or empathy, orientation to the criminal label, relationships with family and friends, handling problems and affectivity, use of alcohol and drugs, and experiences with work and school. For the follow-up, the various types of assessment activities were periodically conducted for six months or until the inmate's release date, if the inmate was required to serve less than six months. Data collected at follow-up came from surveys of inmates, official reports of disciplinary infractions or victimizations, and prison staff assessments of inmates' prison adjustment and work performance. The follow-up surveys collected information on inmates' participation in

treatment and educational programs; work absenteeism; health; victimization experiences and threats; awards; participation in aggressive, threatening, or other illegal activities; contact with family and friends; communication strategies; stress; sources of stress; and attitudes and beliefs about crime and imprisonment. Follow-up ratings by prison staff characterized the inmates on several clinical scales, according to each rater's global assessment of the interviewee. These characteristics included concern for others; role-taking abilities; assertiveness; inmate's relations with other inmates, authorities, and staff; verbal and physical aggressiveness; emotional control under stress; cooperativeness; need for supervision; response to supervision; maturity; behavior toward other inmates; and behavior toward staff.

Universe: Adult male inmates in the federal penitentiary and federal prison camp in Terre Haute, Indiana, admitted from 1986 to 1988.

Sampling: Random sampling.

Extent of collection: 1 data file + machine-readable documentation (PDF) + SAS data definition statements + SPSS data definition statements

Extent of processing: CDBK.ICPSR/SCAN/ DDEF.ICPSR/ MDATA.ICPSR/ REFORM.DATA/ REFORM.DOC/ UNDOCCHK.ICPSR

Logical record length data format with SAS and SPSS data definition statements

rectangular file structure
369 cases
782 variables
1,024-unit-long record
1 record per case

Related publications:
Van Voorhis, Patricia

"Psychological classification of the adult male prison inmate" (Final Report). Washington, DC: National Institute of Justice, 1991.

Van Voorhis, Patricia

Psychological classification of the adult male prison inmate. Albany, NY: State University of New York Press, 1994.

Wright, James, and Peter Rossi

Armed criminals in America: A survey of incarcerated felons, 1983

(ICPSR 8357)

(included on CD-ROM CD0014)

This study was sponsored by the U.S. Dept. of Justice, National Institute of Justice. The grant number is 82-IJ-CX-001.

Summary: The data for this study were collected using self-administered questionnaires given to a nonprobability sample of incarcerated felons in ten states. Information in the data include socioeconomic status of the inmate, prior criminal record, drug use, weapon usage, family history, and demographic information.

Extent of collection: 1 data file + machine-readable documentation (text) + SAS data definition statements + SPSS data definition statements

Extent of processing: DDEF.ICPSR/ MDATA.PR/ FREQ.PR/ UNDOCCHK.ICPSR/ SCAN

Logical record length data format with SAS and SPSS data definition statements

rectangular file structure
1,874 cases
597 variables
682-unit-long record
1 record per case

Wright, Kevin

Improving correctional classification, New York, 1981-1983

(ICPSR 8437)

This study was sponsored by the U.S. Dept. of Justice, National Institute of Justice. The grant number is 83-IJ-CX-0011.

Summary: There were three specific goals of this research. The first was to evaluate three procedures currently available for the classification of correctional inmates: the Risk Analysis method, Megargee's Minnesota Multiphasic Personality Inventory Typology, and Toch's Prison Preference Inventory. Second, the research devised and tested a post-dictive model of adjustment to prison life. Third, a new classification scheme was developed for predicting inmate adjustment to prison life that considers individual and orga-

nizational (contextual) factors and various interactions between the two. These data were collected from a sample of 942 volunteer inmates from ten New York state correctional facilities, five of which were maximum security and five of which were medium security facilities. Only one-half of the original 942 inmates completed the MMPI. Background and questionnaire data were collected during the summer and fall of 1983. Outcome data on each inmate infraction were collected for a three-year period prior to that time. Each case in Part 1, Merged Survey Response File [PPQ, PEI, PAQ], represents survey response data from an individual inmate, with variables from the Prison Preference Questionnaire (PPQ), the Prison Environment Inventory (PEI), and the Prison Adjustment Questionnaire (PAQ). Cases in Part 2, Medical Records, are records of medical contacts and diagnoses of inmates' illnesses. Part 3, Minnesota Multiphasic Personality Inventory, contains personality assessment information and scores for each individual offender. Data in Part 4, Sample Data [Background Characteristics], consist of individual-based variables covering inmates' background characteristics. Part 5, Offenses and Disciplinary Action Records, contains records of offenses and disciplinary action by individual offender. The client number is unique and consistent across all data files.

Extent of collection: 5 data files + machine-readable documentation (PDF) + SPSS data definition statements

Extent of processing: SCAN/ DDEF.ICPSR/ REFORM.DOC

Card image (Parts 1 and 5) and logical record length data formats with SPSS data definition statements

**Part 1
Merged survey response file [PPQ, PEI, PAQ]**

rectangular file structure
882 cases
172 variables
80-unit-long record
3 records per case

**Part 2
Medical records**
rectangular file structure
12,502 cases
6 variables
264-unit-long record
1 record per case

Part 3
Minnesota multiphasic personality inventory

rectangular file structure
529 cases
35 variables
968-unit-long record
1 record per case

Part 4
Sample data [background characteristics]

rectangular file structure
897 cases
55 variables
264-unit-long record
1 record per case

Part 5
Offenses and disciplinary action records

rectangular file structure
1,413 cases
32 variables
80-unit-long record
1 record per case

Young, Thomas M., Donnell M.
Pappenfort, and Christine R. Marlow

National survey of residential group care facilities for children and youth, 1981

(ICPSR 6229)

Summary: This survey covers facilities for children and youth who are considered to be dependent and neglected, delinquent, emotionally disturbed, mentally ill, in detention or under supervision (status offenders), and/or in need of temporary shelter or emergency care, or in need of services due to pregnancy or use of an illegal substance. The survey was designed to gather information about programs and services that most types of residential care facilities provide, regardless of function, rather than about those specific to a single type of residential care. Information provided about each facility includes the problems, conditions, and patterns of behavior of their residents; the treatment programs for them; and the extent of their participation in community activities. Questionnaires were sent to the directors of all qualifying facilities.

Telephone interviews were conducted with those directors who did not respond to the questionnaire.

Universe: All residential group care facilities for children and youth in the United States.

Sampling: All eligible facilities known to be operating in 1980 with a capacity to serve seven or more residents were included. Eligible facilities were considered to be administratively more complex than a foster family home and organizationally at least as distinct as a physically separate section of a larger facility. Specifically excluded were medical facilities for short-term care, summer camps, and purely educational boarding schools. Also excluded were facilities for the physically handicapped, the mentally retarded, and the chronically ill.

Extent of collection: 1 data file + machine-readable documentation (text) + SAS data definition statements + SPSS data definition statements + data collection instrument

Extent of processing: CDBK.ICPSR/ SCAN/ DDEF.ICPSR/ MDATA.ICPSR/ REFORM.DATA/ UNDOCCHK.ICPSR

Logical record length data format with SAS and SPSS data definition statements

rectangular file structure
3,914 cases
944 variables
1,482-unit-long record
1 record per case

SEE ALSO...

The following data collection contains information related to topics covered in this chapter. For a full description of this study, consult the chapter indicated.

Cohen, Jacqueline, Sherwood Zimmerman, and Stephen King. **Techniques for assessing the accuracy of recidivism prediction scales, 1960-1980: [Miami, Albuquerque, New York City, Alameda and Los Angeles counties, and the state of California]** (ICPSR 9988) See VII. Crime and delinquency

IV. Court case processing

Abrahamse, Allan F., Patricia A. Ebener, and Stephen P. Klein

Criminal justice outcomes of male offenders in 14 jurisdictions in the United States, 1985-1988

(ICPSR 9671)

Summary: This data collection provides information on multiple prosecutions for individual offenders. The data are intended for use in the exploration and description of relationships among the various elements of the adjudication process (characteristics of the offender and offense and decisions made by various actors in the prosecution and sentencing of the offenders). The sampled incidents were drawn from two types of offenses: residential burglary and armed robbery. The collection includes only those incidents involving male offenders who were previously unknown to their victims and who were facing adjudication in adult court. The data collection instrument probed five areas for each offender and incident sampled: (1) Related incidents (information to identify all other incidents for which processing overlapped that of the sampled incident); (2) Incident description (information about the criminal incident itself, such as date and location of the incident, date of arrest, victims, weapons, accomplices, witnesses, and evidence); (3) Adjudication process (information such as bond amount, legal representation, adjudication events and outcomes, date of sentencing, and type and length of incarceration); (4) Defendant (information about the defendant himself, including date of birth, race/descent, and employment status); and (5) Prior record (information about the defendant's record, such as his age at first arrest and first incarceration, the number of times he was incarcerated, and history of drug and/or alcohol abuse).

Universe: Criminal cases presented to a prosecutor and involving armed robbery or residential burglary.

Sampling: The jurisdictions to be surveyed were selected according to three criteria: (1) the inclusion of at least one site in each of the four major census regions, (2) the inclusion of approximately two sites per state, and (3) the inclusion of at least one site in New York City. Within each site, a random sample of armed robbery and residential burglary cases was selected.

Note: In this hierarchical dataset, an offender may have up to three record types. The first-level record type (present for every offender) includes data taken from sections A through E of the main survey form. A single case may have supplementary B and C records. For first-level records, there are 661 variables and a maximum record length of 1,596. For second-level B records, there are 88 variables and a maximum record length of 147. For third-level C records, there are 235 variables and a maximum record length of 556.

Extent of collection: 14 data files + machine-readable documentation (text) + SAS data definition statements + SPSS data definition statements + data collection instrument

Extent of processing: CDBK.ICPSR/MDATA/ DDEF.ICPSR/ UNDOCCHK.ICPSR

Logical record length data format with SAS and SPSS data definition statements

- Part 1: **Montgomery, MD (Washington, DC)**
- Part 2: **Baltimore City, MD**
- Part 3: **San Diego, CA**
- Part 4: **Sacramento, CA**
- Part 5: **Los Angeles, CA**
- Part 6: **Tarrant, TX (Fort Worth)**
- Part 7: **Dallas, TX**
- Part 8: **Manhattan, NY**
- Part 9: **Queens, NY**
- Part 10: **Wayne, MI (Detroit)**
- Part 11: **Cook, IL (Chicago)**
- Part 12: **Jackson, MO (Kansas City)**
- Part 13: **St. Louis City, MO**
- Part 14: **Fulton, GA (Atlanta)**

hierarchical file structure

Abt Associates, Inc.

**Prosecution of felony arrests, 1982:
Portland, Oregon, and Washington, DC**

(ICPSR 8717)

Summary: This study provides data on how prosecutors and the courts disposed of criminal cases involving adults arrested for felony crimes in two individual urban jurisdictions, Portland, Oregon, and Washington, DC. Cases in the data files were initiated or filed in 1982. Both the Washington, DC, file and the Portland file contain information on all felony arrests (which include arrests declined as well as those filed), cases filed, and cases indicted. Sentencing information is provided in the Portland file but is not available for Washington, DC. Class IV

Universe: All information stored on a jurisdiction's management system for felony cases initiated in 1982, cases initiated in 1981, and cases initiated in the two or more years after 1982.

Note: (1) For reasons of confidentiality, the police department identification number, the individual's true name, and the circuit attorney's manual case file number have been blanked. (2) This is part of a larger three-part study.

Extent of collection: 2 data files

Logical record length data format

Part 1

Washington, DC
rectangular file structure
11,185 cases
18 variables
108-unit-long record
1 record per case

Part 2

Portland
rectangular file structure
6,146 cases
30 variables
180-unit-long record
1 record per case

Related publications:

Brosi, Kathleen
"A cross-city comparison of felony case processing." Washington, DC: U.S. Government Printing Office, 1979.

Boland, Barbara, and Elizabeth Brady

"The prosecution of felony arrests, 1980." Washington, DC: U.S. Government Printing Office, 1985.

Boland, Barbara, and Ronald Stones

"The prosecution of felony arrests, 1981." Washington, DC: U.S. Government Printing Office, 1986.

Abt Associates, Inc.

**Prosecution of felony arrests, 1982:
St. Louis**

(ICPSR 8705)

Summary: This data collection provides data on how prosecutors and the courts disposed of criminal cases involving adults arrested for felony crimes in an individual urban jurisdiction, St. Louis. The cases in the data file represent cases initiated in 1982, defined as screened, or filed in 1982. The collection includes disposition data on felonies for which an initial court charge was filed (cases filed) and for those felony arrests that were ultimately indicted or bound over to the felony court for disposition (cases indicted). It does not include information on all felony arrests declined for prosecution. It is, with a few exceptions, extracted from the defendant, case, charge, and sentence records. Class IV

Universe: All information stored on a jurisdiction's management system for felony cases initiated in 1982, cases initiated in 1981, and for two or more years after 1982.

Note: (1) For reasons of confidentiality, the police department identification number (PDID), the individual's true name (NAME), and the circuit attorney's manual case file number (CASEJACK) have been blanked. (2) See also **Prosecution of felony arrests, 1986: Indianapolis, Los Angeles, New Orleans, Portland, St. Louis, and Washington, DC** (ICPSR 9094).

Extent of collection: 1 data file

Logical record length data format

rectangular file structure
3,617 cases
30 variables
173-unit-long record
1 record per case

Related publications:

Brosi, Kathleen

"A cross-city comparison of felony case processing." Washington, DC: U.S. Government Printing Office, 1979.

Boland, Barbara, and Elizabeth Brady

"The prosecution of felony arrests, 1980." Washington, DC: U.S. Government Printing Office, 1985.

Boland, Barbara, and Ronald Stones

"The prosecution of felony arrests, 1981." Washington, DC: U.S. Government Printing Office, 1986.

Abt Associates, Inc., and The Urban Institute

Federal justice statistics program data, 1978-1994: [United States]

(ICPSR 9296)

Summary: Data in this collection examine the processing of federal offenders. The Cases Terminated files (Parts 1-3 and 25-28) contain information about defendants in criminal cases filed in the United States Federal District Court and terminated in the calendar years indicated. Defendants in criminal cases may either be individuals or corporations, and there is one record for each defendant in each case terminated. Information on court proceedings, date the case was filed, date the case was terminated, most serious charge, and reason for termination are included. The Docket and Reporting System files (Parts 4-7, 31-34, and 42) include information on suspects in investigative matters that took an hour or more of a United States Attorney's time with one of the following outcomes: (1) the United States Attorney declined to prosecute, (2) the case was filed in Federal District Court, or (3) the matter was disposed by a United States magistrate. Codes for each disposition and change of status are also provided. The Pretrial Services data (Parts 8, 22, 43, and 47) present variables on the circuit, district, and office where the defendant was charged, type of action, year of birth and sex of the defendant, major offense charge, and results of initial and detention hearings. The Parole Decisions data (Part 9) contain information from various parole hearings such as court date, appeal action, reopening decision, sentence, severity, offense, and race and ethnicity of the defendant. The Offenders Under Supervision files (Parts 15-16 and 37-40) focus on convicted offenders sentenced to probation supervision and federal prisoners released to parole su-

per vision. The Federal Prisoner files (Parts 18 and 20) supply data on when an offender entered and was released from confinement, as well as the amount of time served for any given offense. The Administrative Office of the United States Courts data files (Parts 44, 52, and 53) contain records of defendants in criminal cases filed in Federal District Court and terminated in the calendar years indicated. There is one record for each defendant in each case. Variables include case filed date, offense level, AO (Administrative Office) codes, and disposition date. The Bureau of Prisons data (both the Master and Detail files, Parts 45, 46, and 54-57 — formerly known as the Federal Prisoner files) contain records of sentenced prisoners admitted to or released from federal prison during 1993-1994. These files consist of separate records for each prisoner's commitment to federal prison, and for each sentence imposed on a prisoner for a given commitment to federal prison. The Central System (CS) and Central Charge (CC) files of the Executive Office for United States Attorneys (EOUSA) include information about suspects in criminal matters and defendants in criminal cases in 1993-1994. Each defendant in a criminal matter has a master Central System record (Parts 50 and 51) and may have one or more Central Charge records (Parts 48 and 49). The Federal Probation/Supervision Data files (Parts 58 and 59) provide information on supervision procedures and the sequence of events and proceedings in 1992-1994 from the time a case was opened for supervision until the case was terminated. These include reports of parole violations, transfers of supervision to other districts, and case removals due to, for example, rearrest or hospitalization. The Sentencing Commission data (Parts 60 and 61) contain information on federal criminal cases sentenced in 1992-1994 under the Sentencing Guidelines and Policy Statements of the Sentencing Reform Act of 1984.

Universe: For the Docket and Reporting System data files, the universe is all suspects in federal offenses on whose case the United States Attorney spent one hour or more. For the Pretrial Services data, the universe is all federal arrestees interviewed for or granted pretrial release. For the Parole Decisions data the universe is all offenders convicted, sentenced to prison, and eligible for parole. For the Offenders Under Supervision files, the universe is all offenders convicted and sentenced to probation and those released from prison to parole supervision. For the Bureau of Prisons data, the universe is all feder-

al prisoners entering the federal prison system. For the Administrative Office data, the universe is all defendants in criminal cases filed in the United States Federal District Court and terminated in the calendar years indicated. For the Central System and Central Charge data files, the universe is suspects in criminal matters and defendants in criminal cases. Suspects in criminal matters are limited to those suspects whose matters were not declined immediately by United States attorneys. Defendants in criminal cases are limited to those handled by United States attorneys. For the Federal Probation/Supervision data, the universe consists of the offenders who are entering, leaving, or on federal supervision, including probation, parole, or supervised release. For the Sentencing Commission data, the universe is all federal criminal court cases entering the court system between 1987 and 1994.

Note: (1) For users who wish to follow particular defendants as they progress through various federal agencies, a Match Index File (Part 10) is included. To track particular defendants, one must match records from two or more data files. The Match Index File contains the sequential record numbers and case identification numbers for all individual cases. The codebook provides further information on using the Match Index File with SAS and SPSS commercial software packages. (2) The part numbers are not in consecutive order. (3) There are undocumented codes found in each data file. (4) The Bureau of Prison files (Parts 45, 46, and 54–57) comprise two types of records, Inmate Master records and Inmate Detail records. Each prisoner has one or more Inmate Master records, containing summary information about the individual's term of incarceration. A prisoner with more than one commitment to prison (e.g., a returned parole violator) will have more than one Inmate Master record. One or more Inmate Detail records, containing detailed information about individual sentence counts, is associated with each Inmate Master record. (5) Parts 45 and 46 (Inmate Master and Detail files) cover 1992 and a portion of 1993, thus overlapping with the data covered in Parts 54, Bureau of Prisons Data: Inmate Detail File, 1993, and 56, Bureau of Prisons Data: Inmate Master File, 1993. (6) The data in Parts 60 and 61, Sentencing Commission Data for 1993 and 1994, can also be found in **Monitoring of federal criminal sentences, 1987–1995** (ICPSR 9317). (7) The codebook for the 1993 and 1994 data is provided as a Portable Document Format (PDF) file. There is also a hardcopy codebook for the 1978–

1992 data. For some of the data files, there is no documentation other than the data definition statements.

Restrictions: Federal law prohibits the use of these files for any purposes other than research.

Extent of collection: 47 data files + machine-readable documentation (PDF) + SAS data definition statements + SPSS data definition statements + data collection instrument

Extent of processing: MDATA.ICPSR/ RECODE/ UNDOCCHK.ICPSR/ REFORM.DOC/ SCAN

Logical record length data format with SAS and SPSS data definition statements

Parts 1–3, 25–28

Federal cases terminated, 1984–1990

rectangular file structure
50,796 to 61,413 cases per part
48 to 49 variables per part
119 to 142-unit-long record per part
1 record per case

Parts 4–7, 31–34, 42

Federal docket and reporting system data, 1983–1990, 1992

rectangular file structure
49,220 to 267,417 cases per part
84 to 89 variables per part
278 to 340-unit-long record per part
1 record per case

Parts 8, 22, 43, 47

Federal pretrial services data, 1983–1990, 1992–1993

rectangular file structure
101,831 to 152,334 cases
approx. 175 to 228 variables
444- to 487-unit-long records
1 record per case

Part 9

Federal parole decisions data, 1978–1986

rectangular file structure
259,213 cases
42 variables
134-unit-long record
1 record per case

Part 10

Match index file
rectangular file structure
411,401 cases
9 variables
29-unit-long record
1 record per case

Parts 15, 37–40
Offenders on supervision for calendar years 1984–1990

rectangular file structure
176,366 to 223,847 cases per part
149 to 290 variables per part
796-unit-long record
1 record per case

Part 16
Offenders who terminated supervision during calendar years 1984–1986

rectangular file structure
76,612 cases
149 variables
796-unit-long record
1 record per case

Parts 18, 20
Federal prisoner data, 1984–1991, Parts 1–2

rectangular file structure
316,310 and 360,226 cases per part
94 variables
277-unit-long record
1 record per case

Parts 44, 52, 53
Administrative office of the United States courts data, calendar years 1992–1994

rectangular file structure
64,336 to 114,263 cases per part
182 variables
755 to 763-unit-long record per part
1 record per case

Parts 45, 56, 57
Bureau of prisons data: Inmate master file, 1992–1994

rectangular file structure
219,770 to 322,557 cases per part
47 variables
196 to 210-unit-long record per part
1 record per case

Parts 46, 54, 55
Bureau of prisons data: Inmate detail file, 1992–1994

rectangular file structure
258,638 to 371,419 cases per part
37 variables
157 to 195-unit-long record per part
1 record per case

Parts 48–49
Central charge data, 1993–1994

rectangular file structure
364,166 and 377,582 cases
14 variables
62-unit-long record
1 record per case

Parts 50–51
Central system data, 1993–1994

rectangular file structure
221,650 and 230,069 cases
104 variables
345-unit-long record
1 record per case

Parts 58–59
Federal probation/supervision data, 1993–1994

rectangular file structure
154,340 and 155,523 cases
246 variables
644 and 652-unit-long record
1 record per case

Parts 60–61
Sentencing commission data, 1993–1994

rectangular file structure
39,971 and 42,107 cases
249 and 252 variables
734 and 743-unit-long record
1 record per case

Related publications:

Bureau of Justice Statistics
"Federal criminal cases, 1980–1987: Federal offenses and offenders." Washington, DC: Bureau of Justice Statistics, July 1989.

Bureau of Justice Statistics
"Drug law violators, 1980–1986: Federal offenses and offenders." Washington, DC: Bureau of Justice Statistics, June 1988.

Bureau of Justice Statistics
"Pretrial release and detention: The bail reform act of 1984." Washington, DC: Bureau of Justice Statistics, February 1988.

Baldus, David C., George Woodworth, and Charles A. Pulaski Jr.

Charging and sentencing of murder and voluntary manslaughter cases in Georgia, 1973–1979

(ICPSR 9264)

Summary: These data were collected to assess the levels of racial discrimination and arbitrariness occurring at different levels within Georgia's capital charging and sentencing system. Data cover approximately 1,000 murder and voluntary manslaughter cases. Information was obtained for all known penalty trial cases and for certain cases stratified by case type (voluntary manslaughter conviction, nonpenalty trial life sentence, and penal-

ty trial) and by state judicial circuit. Numerous measures of defendant blameworthiness were developed as a basis for assessing levels of arbitrariness and discrimination in the capital charging and sentencing system. Variables include race, sex, and socioeconomic class as well as crime codes, jury/bench decisions, final plea, term, and number of counts convicted.

Universe: Defendants convicted of murder or voluntary manslaughter in Georgia between March 1973 and December 1979.

Sampling: Stratified probability sample including all known sentence and penalty trial cases.

Extent of collection: 1 data file + machine-readable documentation (PDF) + SAS data definition statements

Extent of processing: DDEF.ICPSR/ SCAN/ REFORM.DOC/ CONCHK.PR/ UNDOCCHK.ICPSR

Logical record length data format with SAS data definition statements

rectangular file structure
1,081 cases
689 variables
80-unit-long record
48 records per case

Related publications:

Baldus, David, George Woodworth, and Charles A. Pulaski Jr.

Equal justice and the death penalty: A legal and empirical analysis. NCJ 125261. Boston, MA: Northeastern University Press, 1990.

Baldus, D., G. Woodworth, and C. Pulaski Jr.

"Law and statistics in conflict: Reflections on *McCleskey v. Kemp*." In D.K. Kagehiro and W.S. Laufer (eds.), *Handbook of Psychology and Law*. New York, NY: Springer-Verlag, 1992.

Woodworth, G.

"Analysis of a y-stratified sample: The Georgia charging and sentencing study." In *Proceedings of the Second Workshop on Law and Justice Statistics*. Bureau of Justice Statistics, 1983.

Baldus, David C., Charles A. Pulaski, and George Woodworth

"Comparative review of death sentences - an empirical study of the Georgia experience." NCJ 93752. *Journal of Criminal Law and Criminology* 74,3 (Fall 1983), 661-753.

Boland, Barbara

Prosecution of felony arrests, 1986: Indianapolis, Los Angeles, New Orleans, Portland, St. Louis, and Washington, DC

(ICPSR 9094)

Summary: This data collection represents the sixth in a series of statistical reports sponsored by the Bureau of Justice Statistics. The purpose of the series is to provide statistical information on how prosecutors and the courts dispose of criminal cases involving adults arrested for felony crimes. The 1986 report provides data on cases that originated as felony arrests and were disposed in 1986 for these six jurisdictions: St. Louis, MO, Washington, DC, Portland, OR, Indianapolis, IN, Los Angeles, CA, and New Orleans, LA. Class II

Universe: All felony arrests disposed in 1986 in Indianapolis, Los Angeles, New Orleans, Portland, St. Louis, and Washington, DC.

Note: See also **Prosecution of felony arrests, 1982: St. Louis** (ICPSR 8705).

Extent of collection: 6 data files + machine-readable documentation (text) + SPSS data definition statements + machine-readable frequencies

Card image data format

Part 1

Indianapolis

rectangular file structure
3,579 cases
31 variables
80-unit-long record
1 record per case

Part 2

Los Angeles

rectangular file structure
50,491 cases
31 variables
80-unit-long record
1 record per case

Part 3

New Orleans

rectangular file structure
3,957 cases
25 variables
80-unit-long record
1 record per case

Part 4

Portland

rectangular file structure
6,583 cases
18 variables
80-unit-long record
1 record per case

Part 5

St. Louis

rectangular file structure
4,050 cases
31 variables
80-unit-long record
1 record per case

Part 6

Washington, DC

rectangular file structure
14,694 cases
27 variables
80-unit-long record
1 record per case

Bureau of Justice Statistics,
U.S. Dept. of Justice

**Civil justice survey of state courts,
1996: [United States]**

(ICPSR 2883)

Summary: In 1996, the Bureau of Justice Statistics awarded a grant to the National Center for State Courts to gather detailed information on tort, contract, and real property rights trial cases in 45 jurisdictions chosen to represent the 75 most populous counties in the nation. The result is this survey, which is a systematic examination of civil trial cases disposed in state general jurisdiction courts. The study expands the 1992 civil jury study (**Civil justice survey of state courts, 1992: [United States]** [ICPSR 6587]) by specifically sampling bench and jury trial cases. Information gathered includes the type of case, the presence of legal representation, the type of litigation, the amount of compensatory damages awarded, the amount of punitive damages awarded, and case processing time.

Universe: Tort, contract, and real property cases in the 75 most populous counties in the United States.

Sampling: A two-stage stratified sample was drawn, with 45 of the 75 most populous counties selected at the first stage. The top 75 counties account for about 37 percent of the United States population and about half of all

civil filings. The sample consisted of tort, contract, and real property rights cases disposed by trial between January and December 1996. For each sampled case, a standard coding form was manually completed by court staff on-site to record information about litigants, case type, processing time, and award amounts.

Note: For confidentiality reasons, identity variables were eliminated from the public use dataset.

Extent of collection: 1 data file + machine-readable documentation (PDF) + SAS data definition statements + SPSS data definition statements

Extent of processing: UNDOCCHK.ICPSR/
DDEF.ICPSR/ REFORM.DATA/ CDBK.ICPSR/
CONCHK.ICPSR/ REFORM.DOC

Logical record length data format with SAS and SPSS data definition statements

rectangular file structure
9,025 cases
262 variables
807-unit-long record
1 record per case

Related publications:

U.S. Department of Justice, Bureau of Justice Statistics

"Civil trial cases and verdicts in large counties, 1996." NCJ-173426. Washington, DC: U.S. Government Printing Office, September 1999.

U.S. Department of Justice, Bureau of Justice Statistics

"Contract trials and verdicts in large counties, 1996." NCJ-179451. Washington, DC: U.S. Government Printing Office, April 2000.

U.S. Department of Justice, Bureau of Justice Statistics

"Tort trials and verdicts in large counties, 1996." NCJ-179769. Washington, DC: U.S. Government Printing Office, August 2000.

Bureau of Justice Statistics,
U.S. Dept. of Justice

National judicial reporting program series

This series tabulates the number of persons convicted of felonies in state courts and de-

scribes their sentences. Data were collected from state courts and state prosecutors in 100 counties of the United States. The collection contains sociodemographic information such as age, race, and sex of the felon. Types of offenses committed include homicide, rape, and robbery. Adjudication variables referring to the process between arrest and sentencing are also included. Data can be analyzed at the national level or by the individual counties.

Universe: Sentenced felons in the United States.

Sampling: A two-stage stratified cluster sampling design was employed. At the first stage, 300 counties were selected from the 3,109 total counties in the nation. At the second stage, a systematic sample of felons sentenced for murder/nonnegligent manslaughter, rape, robbery, aggravated assault, burglary, felony larceny/motor vehicle theft, drug trafficking, and other offenses were selected from each county's official records.

Related publications:
Langan, Patrick A., and John N. Dawson
"Felony sentences in state courts."
Washington, DC: U.S. Government Printing Office, biannual.

**National judicial reporting program,
1986: [United States]**

(ICPSR 9073)

Extent of collection: 1 data file + machine-readable documentation (text) + OSIRIS dictionary + SAS data definition statements + SPSS data definition statements

Extent of processing: CDBK.ICPSR/
DDEF.ICPSR/ MDATA.ICPSR/ UNDOCCHK.ICPSR

Logical record length data format with SAS and SPSS data definition statements

rectangular file structure
55,966 cases
72 variables
294-unit-long record
1 record per case

**National judicial reporting program,
1988: [United States]**

(ICPSR 9449)

Note: Users wishing to reconstruct figures in the Bureau of Justice Statistics report based on these data will need to use **Uniform crime reporting program data [United States]: Detailed arrest and offense data for 321 counties, 1988** (ICPSR 9470).

Extent of collection: 1 data file + machine-readable documentation (text) + OSIRIS dictionary + SAS data definition statements + SPSS definition statements

Extent of processing: CDBK.ICPSR/ RECODE/
MDATA.ICPSR/ DDEF.ICPSR/ UNDOCCHK.ICPSR

Logical record length data format with SAS and SPSS data definition statements

rectangular file structure
80,930 cases
71 variables
300-unit-long record
1 record per case

**National judicial reporting program,
1990: [United States]**

(ICPSR 6038)

Extent of collection: 1 data file + machine-readable documentation (PDF) + SAS data definition statements + SPSS data definition statements

Extent of processing: CONCHK.ICPSR/ SCAN/
MDATA.ICPSR/ FREQ.ICPSR/ UNDOCCHK.ICPSR/
RECODE/ REFORM.DOC

Logical record length data format with SAS and SPSS data definition statements

rectangular file structure
106,237 cases
70 variables
267-unit-long record
1 record per case

**National judicial reporting program,
1992: [United States]**

(ICPSR 6509)

Extent of collection: 1 data file + machine-readable documentation (PDF) + SAS data definition statements + SPSS data definition statements

Extent of processing: CDBK.ICPSR/ SCAN/ CONCHK.ICPSR/ DDEF.ICPSR/ FREQ.ICPSR/ MDATA.ICPSR/ RECODE/ UNDOCCHK.ICPSR/ REFORM.DOC

Logical record length data format with SAS and SPSS data definition statements

rectangular file structure
105,657 cases
70 variables
281-unit-long record
1 record per case

**National judicial reporting program,
1994: [United States]**

(ICPSR 6855)

Extent of collection: 1 data file + machine-readable documentation (PDF) + SAS data definition statements + SPSS data definition statements

Extent of processing: CDBK.ICPSR/ SCAN/ CONCHK.ICPSR/ DDEF.ICPSR/ FREQ.ICPSR/ MDATA.ICPSR/ RECODE/ UNDOCCHK.ICPSR/ REFORM.DOC

Logical record length data format with SAS and SPSS data definition statements

rectangular file structure
85,191 cases
71 variables
263-unit-long record
1 record per case

**National judicial reporting program,
1996: [United States]**

(ICPSR 2660)

Extent of collection: 1 data file + machine-readable documentation (PDF) + SAS data definition statements + SPSS data definition statements

Extent of processing: CDBK.ICPSR/
CONCHK.ICPSR/ DDEF.ICPSR/ FREQ.ICPSR/
MDATA.ICPSR/ RECODE/ UNDOCCHK.ICPSR

Logical record length data format with SAS and SPSS data definition statements

rectangular file structure
414,969 cases
71 variables
294-unit-long record
1 record per case

**National judicial reporting program,
1998: [United States]**

(ICSPR 3316)

Extent of collection: 1 data file + machine-readable documentation (PDF) + SAS data definition statements + SPSS data definition statements

Extent of processing: DDEF.ICPSR/ RECODE/
UNDOCCHK.ICPSR/ CONCHK.PR/ UNDOCCHK.PR/
CDBK.ICPSR/ MDATA.PR/ REFORM.DOC

Logical record length data format with SAS and SPSS data definition statements

rectangular file structure
446,682 cases
65 variables
275-unit-long record
1 record per case

Bureau of Justice Statistics,
U.S. Dept. of Justice

***Offender based transaction statistics
(OBTS) series***

The Offender Based Transaction Statistics (OBTS) series was designed by the Bureau of Justice Statistics to collect information tracking adult offenders from the point of entry into the criminal justice system (typically by arrest), through final disposition, regardless of whether the offender is convicted or acquitted. Collected by individual states from existing data, the datasets include all cases that reached disposition during the calendar year. Using the individual adult offender as the unit for analysis, selected information is provided about the offender and his or her arrest, prosecution, and court disposition. Examples of variables included are arrest and

level of arrest charge, date of arrest, charge filed by the prosecutor, prosecutor or grand jury disposition, type of counsel, type of trial, court disposition, sentence type, and minimum and maximum sentence length. Dates of disposition of each stage of the process allow for tracking of time spent at each stage. The studies are Class II except for 1979 (ICPSR 8042), which is Class IV.

Universe: Persons in the United States who have achieved adult status (as specified by individual state laws) and who have been processed for felonies by the police, prosecutors, or courts whether or not there is a final determination of guilt.

Restrictions: For certain variables, the data have been masked by ICPSR to maintain the privacy of the respondents. The original unmasked data are available from ICPSR. Users interested in obtaining these data should follow the procedures for obtaining restricted-access data collections described in the preface to this catalog.

Logical record length data format, some with SAS and SPSS data definition statements

Offender based transaction statistics (OBTS), 1979: Hawaii

(ICPSR 8042)

Extent of collection: 1 data file + machine-readable documentation (text)

rectangular file structure
4,253 cases
49 variables
99-unit-long record
1 record per case

Offender based transaction statistics (OBTS), 1980: California, Ohio, New York, Pennsylvania, Utah

(ICPSR 8248)

Extent of collection: 1 data file + machine-readable documentation (text) + OSIRIS dictionary + SAS data definition statements + SPSS data definition statements

Extent of processing: CDBK.ICPSR/ RECODE/ MDATA.ICPSR/ DDEF.ICPSR/ UNDOCCHK.ICPSR

rectangular file structure
360,676 cases
60 variables
152-unit-long record
1 record per case

Offender based transaction statistics (OBTS), 1981: California, Ohio, Pennsylvania, Utah, Minnesota, New York, Virginia

(ICPSR 8277)

Extent of collection: 1 data file + machine-readable documentation (text) + OSIRIS dictionary + SAS data definition statements + SPSS data definition statements

Extent of processing: CDBK.ICPSR/ RECODE/ MDATA.ICPSR/ DDEF.ICPSR/ UNDOCCHK.ICPSR

rectangular file structure
440,036 cases
60 variables
152-unit-long record
1 record per case

Offender based transaction statistics (OBTS), 1982: California, Ohio, Pennsylvania, Utah, Minnesota, New York, Virgin Islands, Virginia

(ICPSR 8408)

Extent of collection: 1 data file + machine-readable documentation (text) + OSIRIS dictionary + SAS data definition statements + SPSS data definition statements

Extent of processing: CDBK.ICPSR/ RECODE/ MDATA.ICPSR/ DDEF.ICPSR/ UNDOCCHK.ICPSR

rectangular file structure
457,190 cases
60 variables
152-unit-long record
1 record per case

Offender based transaction statistics (OBTS), 1983: California, Minnesota, Nebraska, New York, Ohio, Pennsylvania, Utah, Virgin Islands, and Virginia

(ICPSR 8449)

Extent of collection: 1 data file + machine-readable documentation (text) + SPSS data definition statements

rectangular file structure
458,902 cases
60 variables
152-unit-long record
1 record per case

Offender based transaction statistics (OBTS), 1984: Alaska, California, Delaware, Georgia, Minnesota, Missouri, Nebraska, New York, Ohio, Pennsylvania, and Virginia

(ICPSR 8675)

Extent of collection: 1 data file + machine-readable documentation (text) + OSIRIS dictionary + SAS data definition statements + SPSS data definition statements

Extent of processing: CDBK.ICPSR/ RECODE/ MDATA.ICPSR/ DDEF.ICPSR/ UNDOCCHK.ICPSR

rectangular file structure
531,896 cases
60 variables
152-unit-long record
1 record per case

Offender based transaction statistics (OBTS), 1985: Alaska, California, Delaware, Georgia, Minnesota, Missouri, Nebraska, New York, Pennsylvania, and Virginia

(ICPSR 8911)

Extent of collection: 1 data file + machine-readable documentation (text) + SPSS data definition statements

rectangular file structure
548,852 cases
60 variables
152-unit-long record
1 record per case

Offender based transaction statistics (OBTS), 1986: Alabama, Alaska, California, Delaware, Georgia, Minnesota, Missouri, Nebraska, New York, Pennsylvania, and Virginia

(ICPSR 9130)

Extent of collection: 1 data file + machine-readable documentation (text) + SPSS data definition statements

rectangular file structure
587,237 cases
60 variables
152-unit-long record
1 record per case

Offender based transaction statistics (OBTS), 1987: Alabama, Alaska, California, Delaware, Georgia, Minnesota, Missouri, Nebraska, New Jersey, New York, Pennsylvania, Utah, Vermont, and Virginia

(ICPSR 9287)

Extent of collection: 1 data file + machine-readable documentation (text) + SPSS data definition statements

rectangular file structure
642,127 cases
60 variables
152-unit-long record
1 record per case

Offender based transaction statistics (OBTS), 1988: Alabama, Alaska, California, Delaware, Idaho, Kentucky, Minnesota, Missouri, Nebraska, New Jersey, New York, Oregon, Pennsylvania, Utah, Vermont, and Virginia

(ICPSR 9523)

Extent of collection: 1 data file + machine-readable documentation (text) + SAS data definition statements + SPSS data definition statements

Extent of processing: MDATA.ICPSR/ RECODE/ FREQ.ICPSR/ UNDOCCHK.ICPSR/ CDBK.ICPSR/ DDEF.ICPSR

rectangular file structure
678,168 cases
60 variables
152-unit-long record
1 record per case

Offender based transaction statistics (OBTS), 1989: Alabama, Alaska, California, Idaho, Kentucky, Minnesota, Missouri, Nebraska, New Jersey, New York, Pennsylvania, Vermont, and Virginia

(ICPSR 6190)

Note: For reasons of confidentiality, the actual day of arrest has been deleted from the data. Consequently the day of police disposition, the day of prosecutor/grand jury disposition, and the day of final court disposition have been replaced by the elapsed time since the day of arrest. Means and frequencies are included in the codebook with the respective variables.

Extent of collection: 1 data file + machine-readable documentation (text) + SAS data definition statements + SPSS data definition statements

Extent of processing: CONCHK.PR/ MDATA/
FREQ.ICPSR/ UNDOCCHK.ICPSR/ RECODE

rectangular file structure
715,255 cases
60 variables
146-unit-long record
1 record per case

Offender based transaction statistics (OBTS), 1990: Alabama, Alaska, California, Idaho, Minnesota, Missouri, Nebraska, New Jersey, New York, Pennsylvania, Vermont, and Virginia

(ICPSR 6191)

Note: For reasons of confidentiality, the actual day of arrest has been deleted from the data. Consequently the day of police disposition, the day of prosecutor/grand jury disposition, and the day of final court disposition have been replaced by the elapsed time since the day of arrest. Means and frequencies are included in the codebook with the respective variables.

Extent of collection: 1 data file + machine-readable documentation (text) + SAS data definition statements + SPSS data definition statements

Extent of processing: CONCHK.PR/ MDATA/
FREQ.ICPSR/ UNDOCCHK.ICPSR/ RECODE

rectangular file structure
736,846 cases
60 variables
146-unit-long record
1 record per case

Bureau of Justice Statistics,
U.S. Dept. of Justice

State court processing statistics, 1990, 1992, 1994, and 1996: Felony defendants in large urban counties

(ICPSR 2038)

Summary: Originally known as the National Pretrial Reporting Program, the State Court Processing Statistics (SCPS) program tracks felony cases filed in May until their final disposition or until one year has elapsed from the date of filing. This collection presents data on felony cases filed in approximately 40 of the nation's 75 most populous counties in 1990, 1992, 1994, and 1996. These 75 counties account for more than a third of the United States population and approximately half of all reported crimes. The cases from these 40 jurisdictions are weighted to represent all felony filings during the month of May in the 75 most populous counties. Data were collected on arrest charges, demographic characteristics, criminal history, pretrial release and detention, adjudication, and sentencing.

Universe: Felony court filings during the month of May in 1990, 1992, 1994, and 1996 in the 75 most populous counties in the United States.

Sampling: In a two-stage sampling process, the first stage was a stratified sample to select 40 of the 75 most populous counties, and the second stage was a systematic sample of defendants based on felony filings within each selected county.

Note: (1) Parts 2-5, the 1990, 1992, 1994, and 1996 data files, were created from Part 1, the 1990-1996 Cumulative Data file. (2) This version of the data supersedes all previous National Pretrial Reporting Program files. (3) Variable names and value labels

have been made consistent across the 1990, 1992, 1994, and 1996 files. All years use "8" codes for not applicable and "9" codes for missing data. Since some variables did not exist for all four years, there may be instances where all cases are missing for a variable within a given year.

Extent of collection: 5 data files + machine-readable documentation (PDF) + SAS data definition statements + SPSS data definition statements

Extent of processing: REFORM.DOC/ SCAN/ REFORM.DATA/ CONCHK.PR/ MDATA.PR/ DDEF.ICPSR/ UNDOCCHK.ICPSR

Logical record length data format with SAS and SPSS data definition statements

Part 1
1990-1996 cumulative data
rectangular file structure
56,724 cases
112 variables
313-unit-long record
1 record per case

Part 2
1990 data
rectangular file structure
13,537 cases
112 variables
313-unit-long record
1 record per case

Part 3
1992 data
rectangular file structure
13,163 cases
112 variables
313-unit-long record
1 record per case

Part 4
1994 data
rectangular file structure
14,614 cases
112 variables
313-unit-long record
1 record per case

Part 5
1996 data
rectangular file structure
15,410 cases
112 variables
313-unit-long record
1 record per case

Canan, Penelope, and George W. Pring

Strategic lawsuits against public participation (SLAPPs), 1987-1990: [United States]

(ICPSR 9485)

Summary: The objectives of this data collection were to capture the histories of complex, multiparty, political legal disputes, to measure political "chill," and to test a model of crossinstitutional disputing. A "Strategic Lawsuit Against Public Participation" (SLAPP) was defined as a lawsuit filed against citizens or groups exercising the right to petition the government. Each case violated the First Amendment's right "to petition the government for a redress of grievances." The Petition Clause, as it is called, is a fundamental civil right, guaranteeing and encouraging citizen involvement in all aspects of American political decision-making and governance. The collection includes information on the petition action, political context, amount of award or settlement, specific damages requested (no money vs. a specified amount), attorney status, amount of court costs, attorney fees, interest, and number of individuals and organizations involved in the suit. Also included are several sociodemographic variables describing the parties to the litigation, such as marital status, employment, occupation, county and state of residence, political party orientation and membership, and interest group membership.

Universe: Private citizens or groups that have contacted an agent or agency of the American government to express opinions or register complaints, and private citizens or groups that have filed civil lawsuits in response to the actions of the former.

Sampling: A convenience sample of four groups were surveyed: (1) 50 filers — parties who had filed one of the SLAPPs in the study cases, (2) 104 targets — parties who had spoken out to the government and were then sued in one of the study cases, (3) 56 "ripples" — parties (often named by targets) who had spoken out to the government in the early part of one of the study disputes but were not named in the subsequent lawsuit, (4) 58 "untouchables" — people named by targets as very politically active in their communities and screened for having no knowledge of SLAPPs.

Extent of collection: 4 data files + machine-readable documentation (PDF) + SAS data

definition statements + SPSS data definition statements

Extent of processing: CONCHK.ICPSR/
CONCHK.PR/ DDEF.ICPSR/ REFORM.DOC/
UNDOCCHK.PR

Card image data format with SAS and SPSS data definition statements

Part 1

Politic data

rectangular file structure

268 cases

562 variables

80-unit-long record

16 records per case

Part 2

Phase B data

rectangular file structure

241 cases

333 variables

95-unit-long record

8 records per case

Part 3

FIPS data

rectangular file structure

205 cases

4 variables

80-unit-long record

1 record per case

Part 4

Vignette data

rectangular file structure

6,195 cases

14 variables

80-unit-long record

1 record per case

Clarke, Stevens H.

Alaska plea bargaining study, 1974-1976

(ICPSR 7714)

This study was sponsored by the U.S. Dept. of Justice, National Institute of Justice. The grant number is 76-NI-10-0001.

Summary: This study examines the characteristics of criminal offenders as they affect the primary outcomes of their court cases, particularly plea bargaining decisions. The study was conducted in Anchorage, Juneau, and Fairbanks, Alaska, over a two-year period from August 1974 to August 1976. The

data were collected from police booking sheets, public fingerprint files, and court dockets. The unit of observation is the felony case, i.e., a single felony charge against a single defendant. Each unit of data contains information about both the defendant and the charge. The variables include demographic and social characteristics of the offender, criminal history of the offender, nature of the offense, evidence, victim characteristics, and administrative factors related to the disposition of the case.

Extent of collection: 1 data file + machine-readable documentation (text) + OSIRIS dictionary + SAS data definition statements + SPSS data definition statements

Extent of processing: CDBK.ICPSR/ RECODE/ MDATA.ICPSR/ DDEF.ICPSR/ UNDOCCHK.ICPSR

Logical record length data format with SAS and SPSS data definition statements

rectangular file structure

3,586 cases

192 variables

422-unit-long record

1 record per case

Clarke, Stevens H.

Felony prosecution and sentencing in North Carolina, 1981-1982

(ICPSR 8307)

This study was sponsored by the U.S. Dept. of Justice, National Institute of Justice. The grant number is 80-J-CX-0004.

Summary: This research was designed to assess the impact of a determinant sentencing law, the Fair Sentencing Act, which became effective July 1, 1981, in North Carolina. Statewide data from 12 counties were collected on felony prosecution and sentencing from police departments, arrest reports, police investigation reports, and District and Superior Court files during a three-month period in 1979 and again in 1981. The 12 counties reflect a purposive sample of North Carolina counties and were selected on the basis of region, urbanization, and workload of the court. Variables in the dataset include information from official court records on witness testimony and quality of evidence, information from prison staff and probation/parole officers, and social, demographic, and criminal history data for defendants. In this dataset it

is possible to trace defendants through the criminal justice system from arrest to disposition. The data include information on the defendant's entry point in the system, charge and charge reduction information, arraignment status, and mode and type of disposition. There is a total of four files, two data files and two containing SAS data definition statements. Each case in the 1979 and the 1981 data files represents data on an individual defendant. There are 279 variables for 1,378 cases in the 1979 data file and 322 variables for 1,280 cases in the 1981 data file. Both data files have logical record lengths of 80 characters. Class IV

Dunworth, Terence, and Nicholas Pace

Jury verdicts database for Cook County, Illinois, and all counties in California, 1960–1984

(ICPSR 6232)

Summary: This data collection contains information on jury verdict civil cases in Cook County, Illinois, and all counties in California. The RAND Corporation's Institute for Criminal Justice began this study in the early 1980s in response to widespread public interest in the magnitude of dollar verdicts returned in civil cases. The goal was to record salient information found in court reporter publications to allow for a wide range of future research. Two such publications were chosen because of their favorable reputations and because they both dated back to 1960: the *Cook County Jury Verdict Reporter* of Chicago, Illinois, and *Jury Verdicts Weekly* of Santa Rosa, California. The collection of data for this study was conducted in two phases. Phase I included cases from 1960–1979, and Phase II coded cases from 1980–1984, including a small number of cases from 1985. In both phases, only cases in which a jury reached a definitive outcome (including deadlocked or hung juries) were included. In Phase I, only San Francisco County cases from the California reporter publication were included. In Phase II, all California counties were included. For all cases in Phase I, a Main Form was completed that included jurisdiction, court type, dates of incidents and trial, information about parties involved, trial occurrences, outcome of trial, awards, and fees. In addition to this Main Form, at least one of nine different case-type forms was completed: Common Carrier-Passenger Form, Dram Shop Form, Injuries on Property/

Attractive Nuisance Form, Malpractice Form, Miscellaneous Form, Products Liability Form, Street Hazards/Highway Construction Form, Traffic/Pedestrian/Rider Form, and Work Injuries and FELA Form. These forms contained questions regarding the behavior of each party in the case and other characteristics and facts relevant to the case. A Jury Verdicts Form was completed for all cases in Phase II. This form picked up general case-level and defendant-specific data such as dates and length of trial, case outcome, original number of parties involved, and collapsing of multiple defendants into one case. For each plaintiff, a Plaintiff Information Form was filled out containing general plaintiff information such as losses claimed and the coder's assessment of the degree of the plaintiff's comparative negligence. This form also indicated which of the loss forms was coded for this plaintiff (only one loss form was completed for each plaintiff): Death Action, Personal Injuries, or Money Damages. Each form contained basic information about the outcome of the case, specific damages claimed by the plaintiff, and loss-specific data. Additionally, an Ancillary Action Form was completed for any associated claims that were adjudicated at the time of the main case, such as counter-suits by defendants. The questions on this form were the same as those on the main Jury Verdicts Form. Finally, this study includes an Integrated Jury Verdicts Database (Part 33) containing data from both phases to permit easier analysis of data from all years. This database contains five sections: (1) the basic trial information, which includes the trial dates and lengths, reporter source, and jurisdiction, (2) the main case information, which includes more detailed data about the case such as number of parties involved, case type, types of losses claimed, and total compensatory and punitive awards, (3) information about the first ancillary action, (4) information about the second ancillary action, and (5) a listing of all the forms used.

Universe: All civil cases ending with trial by jury in Cook County, Illinois, or California.

Sampling: San Francisco cases found in *Jury Verdicts Weekly* published from 1960 to 1979, and all cases published from 1980 to mid-1985; one out of every four traffic, pedestrian, or common carrier cases in the *Cook County Jury Verdicts Reporter* published from 1960 to 1979, plus all other cases in those issues; and one out of every four traffic or common carrier cases in the *Cook County Jury Verdicts Reporter* published from 1980 to mid-1985, plus all other cases in those issues.

Extent of collection: 17 data files + machine-readable documentation (text) + SAS data definition statements + SPSS data definition statements

Extent of processing: CONCHK.PR/ MDATA.PR/ FREQ.PR/ UNDOCCHK.PR/ DDEF.ICPSR

Logical record length data format with SAS and SPSS data definition statements

- Part 1: **Phase I main form data**
- Part 3: **Phase I common carrier-passenger form data**
- Part 5: **Phase I dram shop form data**
- Part 7: **Phase I injuries on property/ attractive nuisance form data**
- Part 9: **Phase I malpractice form data**
- Part 11: **Phase I miscellaneous form data**
- Part 13: **Phase I products liability form data**
- Part 15: **Phase I street hazards/highway construction form data**
- Part 17: **Phase I traffic/pedestrian/rider form data**
- Part 19: **Phase I work injuries and FELA form data**
- Part 21: **Phase II jury verdicts form data**
- Part 23: **Phase II plaintiff information form data**
- Part 25: **Phase II personal injury form data**
- Part 27: **Phase II death action form data**
- Part 29: **Phase II money damages form data**
- Part 30: **Phase II ancillary action form data**
- Part 33: **Integrated database**

rectangular file structure
385 to 26,676 cases per part
46 to 1,629 variables per part
112 to 2,784-unit-long record per part
1 record per case

Related publications:

- Peterson, M.A., and G.L. Priest
"The civil jury: Trends in trials and verdicts, Cook County, Illinois, 1960-1979." Santa Monica, CA: RAND.
- Shanley, M.G., and M.A. Peterson
"Comparative justice: Civil jury verdicts in San Francisco and Cook counties, 1959-1980." Santa Monica, CA: RAND.

Federal Judicial Center

Federal court cases: Integrated data base, 1970-2000

(ICPSR 8429)

Summary: The purpose of this data collection is to provide an official public record of the business of the federal courts. The data originate from 94 district and 12 appellate court offices throughout the United States. Information was obtained at two points in the life of a case: filing and termination. The termination data contain information on both filing and terminations, while the pending data contain only filing information. For the appellate and civil data, the unit of analysis is a single case. The unit of analysis for the criminal data is a single defendant.

Note: (1) Several, but not all, of these record counts include a final blank record. Researchers may want to detect this occurrence and eliminate this record before analysis. (2) In July 1984, a major change in the recording and disposition of an appeal occurred, and several data fields dealing with disposition were restructured or replaced. The new structure more clearly delineates mutually exclusive dispositions. Researchers must exercise care in using these fields for comparisons. (3) In 1992, the Administrative Office of the United States Courts changed the reporting period for statistical data. Up to 1992, the reporting period, or "statistical year," went from July through June (e.g., statistical year 1990 covered the period July 1989 through June 1990). In 1992, the statistical reporting period was changed to conform to the federal government's standard fiscal year, October through September (e.g., fiscal year 1993 covered the period October 1992 through September 1993). The 1970-1991 files, Parts 1-56 and 58-75, conform to the old statistical year (SY70-SY91). The 1992 data files, Parts 82 and 86, cover a 15-month time span (July 1991 through September 1992) to accommodate this conversion period. Subsequent files conform to the new fiscal year (October through September). (4) In fiscal year 1993, there was a change in the policy regarding the counting of defendants who had been fugitive for more than one year. Instead of remaining in the Pending file for that year, these cases are put into a separate "Criminal (Fugitive) Pending" file after the year has expired. This change is reflected beginning with the 1995 data. (5) Undocumented codes are present in the data. (6) The part numbers are not consecutive. (7) It is recommended by the principal investiga-

tors that only the most recent "Pending" files be used in analysis.

Universe: All federal court cases, 1970–2000.

Extent of collection: 113 data files + machine-readable documentation (text and PDF) + OSIRIS dictionaries + SAS data definition statements + SPSS data definition statements

Extent of processing: CONCHK.ICPSR/
DDEF.ICPSR/ MDATA.ICPSR/ UNDOCCHK.ICPSR/
CDBK.ICPSR/ REFORM.DOC

Logical record length, with SAS and SPSS data definition statements

Parts 1–14, 29–32, 58–59, 67–68, 76–79

Criminal terminations, 1970–1995

rectangular file structure
39,382 to 77,819 cases per part
39 variables
122-unit-long record
1 record per case

Parts 15–28, 34–36, 61–62, 70–71, 82–84, 96, 100–101, 107

Appellate terminations, 1971–1997, 2000

rectangular file structure
12,428 to 56,512 cases per part
41 to 80 variables per part
171- to 218-unit-long record per part
1 record per case

Parts 33, 60, 69, 80

Criminal pending, 1987, 1989, 1991, 1995

rectangular file structure
37,401 to 58,393 cases per part
39 variables
122-unit-long record
1 record per case

Parts 37, 63, 72, 85, 97, 102, 108

Appellate pending, 1987, 1989, 1991, 1994–1995, 1997, 2000

rectangular file structure
26,008 to 40,410 cases per part
41 to 80 variables per part
165- to 218-unit-long record per part
1 record per case

Parts 38–55, 64–65, 73–74, 86–88, 98, 103–104, 115–117

Civil terminations, 1970–2000

rectangular file structure
80,436 to 303,207 cases per part
29 to 42 variables per part
132- to 176-unit-long record per part
1 record per case

Parts 56, 66, 75, 89, 99, 105, 118

Civil pending, 1987, 1989, 1991, 1994–1995, 1997, 2000

rectangular file structure
226,071 to 273,320 cases per part
29 to 42 variables per part
132- to 174-unit-long record per part
1 record per case

Part 81

Criminal (fugitive) pending, 1995

rectangular file structure
19,303 cases
39 variables
122-unit-long record
1 record per case

Feeney, Floyd

Arrests without conviction: How often they occur and why, 1979–1980: Jacksonville and San Diego

(ICPSR 8180)

This study was sponsored by the U.S. Dept. of Justice, National Institute of Justice. The grant number is 78-NI-AX-0116.

Summary: This data collection includes information on robberies and burglaries in two cities, Jacksonville, Florida, and San Diego, California. The unit of analysis is defendants of felony cases. There are five files in the dataset: Jacksonville robberies (N = 200), San Diego robberies (N = 200), San Diego burglaries (N = 219), Jacksonville burglaries I (N = 200), and Jacksonville burglaries II (N = 200). The Jacksonville burglaries are divided into two separate files that, after merging, form the complete dataset. Information on each defendant includes demographics, socioeconomic status, criminal history, weapon usage, relationship to victim, trial procedures, and disposition. The logical record length of each file varies: Jacksonville robberies, 1,355; San Diego robberies, 1,392; San Diego burglaries, 1,332; Jacksonville burglaries I, 660; and Jacksonville burglaries II, 915. Class IV

Forst, Brian, and William Rhodes

Sentencing in eight United States District Courts, 1973-1978

(ICPSR 8622)

This study was sponsored by the U.S. Dept. of Justice, National Institute of Justice. The grant number is J-42723.

Summary: This data collection provides information about sentencing patterns established by the United States District Courts for federal offenses. Eleven types of crime were included: bank robbery, embezzlement, income tax, mail theft, forgery, drugs, random other, false claims, homicide, bribery of a public official, and mail fraud. There are three kinds of data files which pertain to the eleven types of crimes: psi files, offense files, and AO files. The psi files describe defendant demographic background and criminal history. The offense files contain questions tailored to a particular type of offense committed by a defendant and the results of conviction and sentencing. The AO files provide additional information on defendants' background characteristics, court records, and dates of court entry and exit. This collection is one of only a few studies that have examined federal sentencing patterns, court involvement, sentencing, and criminal histories. Class IV

Universe: All defendants sentenced in Federal District Courts from 1973-1978 for 11 selected offenses.

Sampling: The eight districts were selected to represent some degree of geographic spread and variation in size. The most recent 120 presentence investigation reports per offense from each of the five largest districts were selected and the most recent 40 presentence investigation reports were chosen.

Extent of collection: 27 data files + SPSS data definition statements

Logical record length data format with SPSS data definition statements

Parts 1-11

PSI files

rectangular file structure
154 to 751 cases per part
187 variables
326-unit-long record
1 record per case

Parts 12-23

Offense files

rectangular file structure
154 to 751 cases per part
6 to 115 variables per part
15- to 494-unit-long record per part
1 record per case

Parts 24-27

AO files

rectangular file structure
744 to 4,728 cases per part
28 variables
86-unit-long record
1 record per case

Related publications:

Bartolomeo, John

"Judicial reactions to sentencing guidelines." Washington, DC: Dept. of Justice, 1981.

Bartolomeo, John, et al.

"Sentencing decision making: The logic of sentence decisions and the extent and sources of sentence decisions." Washington, DC: Dept. of Justice, 1981.

Campbell, Davidson, Janet McKernan, and Mary Laing-McKernan

"Data documentation for the analysis of federal sentencing decisions." Washington, DC: Institute for Law and Social Research, 1980.

Hindus, Michael S.

Slave trials in Anderson and Spartanburg counties, South Carolina, 1818-1861

(ICPSR 8674)

Summary: This dataset is part of a larger data collection effort conducted by the principal investigator to study crime, justice, and penal reform in Massachusetts and South Carolina from 1760 to 1880. Data are presented in this file on over 600 slave trials in two counties of antebellum South Carolina from 1818-1861. The data were obtained from the Anderson and Spartanburg counties surviving public records of the Courts of Magistrates and Freeholders. Included are variables documenting the accused crime, verdict, punishment, and item stolen (if applicable), as well as the defendant's name, sex, status, owner, and date of the trial. Class IV

Universe: Male and female slaves tried for accused crimes in Spartanburg and Anderson counties, South Carolina.

Extent of collection: 1 data file

Card image data format

rectangular file structure
1,086 cases
16 variables
80-unit-long record
1 record per case

Institute for Law and Social Research, Inc.

Prosecutors management and information system (PROMIS) data, Washington, DC, 1974-1975

(ICPSR 7643)

Summary: These data were generated by the Prosecutor's Management Information System (PROMIS), a computer-based management information system for public prosecution agencies, and contain information on all cases and defendants brought to the Superior Court Division of the United States Attorney's Office for the District of Columbia. The data were prepared for public release by the Institute for Law and Social Research, Washington, DC. The data contain selected variables, including type and gravity of the crime, a score reflecting the defendant's past record, and detailed records of the administration of each case. The 1974 data have only sentencing information.

Sampling: All cases and defendants brought to the Superior Court Division of the United States Attorney's Office for the District of Columbia.

Extent of collection: 2 data files + machine-readable documentation (text) + SAS data definition statements + SPSS data definition statements

Extent of processing: CDBK.ICPSR/ RECODE/ DDEF.ICPSR/ MDATA.ICPSR/ UNDOCCHK.ICPSR

Logical record length data format with SAS and SPSS data definition statements, and card image

Part 1

1974 data
rectangular file structure
17,534 cases
340 variables
936-unit-long record
14 records per case

Part 2

1975 data
rectangular file structure
18,893 cases
338 variables
931-unit-long record
14 records per case

Institute for Law and Social Research, Inc.

Prosecutors management and information system (PROMIS), New Orleans, 1979

(ICPSR 8219)

Prosecutors management and information system (PROMIS), Rhode Island, 1979

(ICPSR 8288)

Prosecutors management and information system (PROMIS), St. Louis, 1979

(ICPSR 8225)

The Prosecutors Management and Information System (PROMIS) is a computer-based management information system for public prosecution agencies. PROMIS was initially developed with funds from the U.S. Dept. of Justice, Bureau of Justice Statistics (BJS) to cope with the problems of a large, urban prosecution agency where mass production operations have superseded the traditional practice of a single attorney preparing and prosecuting a given case from inception to final disposition. The combination of massive volumes of cases and the assembly line fragmentation of responsibility and control have created a situation where one case is indistinguishable from another and where the effects of problems at various points or stages in the assembly line on ultimate case disposition go undetected and uncorrected. One unique feature of PROMIS which addresses these problems is the automated evaluation of cases. Through the application of a uniform set of criteria, PROMIS assigns two numerical ratings to each case: one sig-

nifying the gravity of the crime through a measurement of the amount of harm done to society, and the other signifying the gravity of the prior criminal record of the accused.

These ratings make it possible to select the more important cases for intensive, pretrial preparation and to assure even-handed treatment of cases of like gravity. A complementary feature of PROMIS is the automation of reasons for decisions made or actions taken along the assembly line. Reasons for dismissing cases prior to trial on their merits can be related to earlier cycles of postponements for various reasons and to the reasoning behind intake and screening decisions. The PROMIS dataset also includes information about the defendant; case characteristics and processes; charge, sentencing, and continuance processes; and the witnesses/victims involved with a case. PROMIS was first used in 1971 in the U.S. Attorney's Office for the District of Columbia. To enhance the ability to transfer the PROMIS concepts and software to other communities, LEAA awarded a grant to the Institute for Law and Social Research (INSLAW) in Washington, DC.

The New Orleans PROMIS dataset is one product of this grant. The New Orleans PROMIS dataset is organized in a hierarchical data structure with over 88,000 records and a total of six records per case. Each record includes data about a particular aspect of a case including data about the (1) defendant (about 12 variables); (2) case (about 72 variables); (3) charges (about 26 variables); (4) sentencing (about 18 variables); (5) continuances (about 16 variables); and (6) witnesses/victims (about 18 variables).

The St. Louis and Rhode Island data structures also are organized into hierarchical data structures and have over 109,000 and 98,000 records, respectively. There are six records per case. Each record includes data about a particular aspect of a case including data about the (1) defendant (14 variables for Rhode Island; 16 variables for St. Louis); (2) case (about 131 variables for Rhode Island; 80 variables for St. Louis); (3) charges (about 32 variables for Rhode Island and St. Louis); (4) sentencing (about 24 variables for Rhode Island and St. Louis); (5) continuance (about 27 variables for Rhode Island; 21 for St. Louis); and (6) witness/victims (about 17 variables for Rhode Island; 15 for St. Louis). The data for both collections are variably blocked. Class II

Extent of collection: 1 data file for each collection + machine-readable documentation (text)

Kritzer, Herbert M., David M. Trubek, William L.F. Felstiner, Joel B. Grossman, and Austin Sarat

Civil litigation in the United States, 1977-1979

(ICPSR 7994)

This study was sponsored by the U.S. Dept. of Justice, National Institute of Justice. The grant number is 82-IJ-CX-0003.

Summary: The Civil Litigation Research Project, based at the University of Wisconsin Law School, was organized in 1979. The major goals of the project were the development of a large database on dispute processing and litigation and the collection of information on the costs of civil litigation. Data were gathered on topics such as negotiation proceedings, relationship between the lawyer and the client, and organizations' influence on the outcome of a dispute. Class IV

Note: The unit of analysis is the "dispute" or "case". The data collection consists of five files, the first two of which are hierarchical and variably blocked and the last three of which are rectangular. In Part 1, there are 75,996 records generated from data gathered on approximately 4,050 disputes. The number of records per case varies depending upon the characteristics of the dispute.

There are 40 possible record types that may describe a dispute. Examples include (1) "institutional" records, which record the basic events that transpired during a case, (2) "appeals" records, which document the events surrounding the appeal of a case, and (3) the "relations with opponent" records, which provide data on the nature of the relationship between the opposing parties in a dispute. The average record length for Part 1 is 142 characters, and the maximum record length is 1,029 characters. In Part 2, the microcomputer version of the dataset described above, there are 89,607 records generated from the same 4,050 disputes. The average record length is 112 characteristics with the maximum length being 249 characters.

Parts 1 and 2 are documented by the same codebook. Column locations for the first record of the twelfth record type in the microcomputer data should be increased by 13 to

match the data. The other records in this group are correctly documented.

Sampling: A random-digit dialing scheme was employed for the screener surveys, and varying types of sampling designs were used for courts and institutions. See pages 0-7 through 0-11 of the Comprehensive Data file codebook for complete details of sampling procedures.

Universe: Disputes processed in the United States by courts and by alternative third party institutions, and those processed bilaterally, i.e., without the involvement of a third party.

Extent of collection: 5 data files + machine-readable documentation (text)

Logical record length data format

Part 1

Comprehensive civil litigation reports for mainframe computers

hierarchical file structure
(variable blocked format)
2,000 variables

Part 2

Comprehensive civil litigation reports for micro computers

hierarchical file structure
(variable blocked format)
2,000 variables

Part 3

Household screener

rectangular file structure
5,202 cases
1,874 variables
4,371-unit-long record
1 record per case

Part 4

Organizational screener

rectangular file structure
1,516 cases
742 variables
160-unit-long-record
1 record per case

Part 5

Dispute survey open-ended questions

20,402 cases
80-unit-long record
1 record per case

Lind, Allan E., Deborah R. Hensler, et al.

Survey of tort litigants in three state courts, 1989-1990: [United States]

(ICPSR 9699)

Summary: This survey examines the experiences of tort litigants in three state courts: (1) Bucks County, Pennsylvania, (2) Prince George's County, Maryland, and (3) Fairfax County, Virginia. The survey was administered using a Computer Assisted Telephone Interviewing (CATI) system. The most critical aspect of the CATI skip logic is that respondents were interviewed using different modules depending on their role in the dispute (plaintiff vs. defendant), the state/county, and the mode of resolution of their lawsuit. Questions were asked about the nature of the dispute, the plaintiff's financial losses, the defendant's report of damages claimed, events leading up to the lawsuit and finding a lawyer, arbitration cases, settlement conference cases, trial cases, bilateral settlement cases, costs of the lawsuit, social background, and overall evaluation of the experience. Class IV

Extent of collection: 2 data files + machine-readable documentation (text)

Extent of processing: MDATA

Card image (Part 2) and logical record length (Part 3) data formats

Part 1

Variable list for litigant survey

66-unit-long record

Part 2

Litigant survey CATI items

rectangular file structure
406 cases
approx. 602 variables
77-unit-long record
16 records per case

Part 3

Special derived variables

rectangular file structure
286 cases
8 variables
17-unit-long record
1 record per case

Related publications:

Lind, Allan E., et al.

"The perception of justice: Tort litigants' views of trials, court-annexed arbitration, and judicial settlement conferences."
Santa Monica, CA: RAND, 1989.

Lind, Allan E., et al.

"In the eye of the beholder: Tort litigants' evaluations of their experiences in the civil justice system." *Law and Society Review* 24 (1990), 953-996.

Loftin, Colin, and Milton Heumann

**Firearms violence and the Michigan
Felony Firearm Law: Detroit, 1976-1978**

(ICPSR 8509)

This study was sponsored by the United States Dept. of Justice, National Institute of Justice. The grant numbers are 78-NI-AX-0021 and 79-NI-AX-0094.

Summary: The purpose of this study was to estimate the impact of the Michigan Firearm Law on the processing of defendants in Detroit's Recorder's Court. Most variables in the study focus on the defendant and on court processing decisions made at different stages. Special attention was given to determining the presence and use of firearms and other weapons in each offense. Variables included are gender and race of the defendant, original charges, type of counsel, amount of bail, felony firearm charged, number of convictions, race of the victim, firearm used, judge, and sentence.

Universe: All defendants listed in Recorder's Court Docket Control records who were arraigned for a violent felony.

Extent of collection: 1 data file + machine-readable documentation (PDF) + database dictionary + SAS data definition statements + SPSS data definition statements

Extent of processing: DDEF.ICPSR/SCAN/REFORM.DOC

Logical record length data format with SAS and SPSS data definition statements

rectangular file structure
8,414 cases
73 variables
175-unit-long record
3 records per case

Related publications:

Heumann, Milton, and Colin Loftin

"Mandatory sentencing and the abolition of plea bargaining." *Law and Society Review* 13 (1979), 393-430.

Loftin, Colin, Milton Heumann, and David McDowall

"Mandatory sentencing and firearms violence: Evaluating an alternative to gun control." *Law and Society Review* 17 (1983), 287-318.

Mirsky, Chester L., and Edelle Ortese

**Dynamics of change in the criminal
case plea bargaining system:
New York City, 1800-1890**

(ICPSR 6501)

Summary: This study analyzes the ascendancy of a single form of dispute processing — the guilty plea — in New York City's principal indictment court, and its connection to law enforcement, judges, and lawyers. A major component of the study is a statistical analysis of data presented in the Minute Book of the Court of General Sessions and maintained at the New York City Archives. A second data source is the New York City district attorney's case files, also maintained at the New York City Archives. Part 1, District Attorney Case File Data, contains a sample of cases throughout the century taken from the district attorney's files. Variables cover charge filed; method of arrest; nature of testimony; presence of the lawyers; role of police, private prosecutor, and magistrate; and demographic information about the defendant and victim. Part 2, Lawyer Data, records the frequency of the appearance of individual lawyers, the charges in the cases in which they appeared, the lawyering activities they undertook, and the method of case disposition. Part 3, Minute Book Data, reflects the workday of the Court of General Sessions, including the number of cases processed in court on any given day, the number of defendants tried, the details of charges, joinder, witness examinations, outcome and sentence, and the number pleading guilty. Part 4, Cases Tried Data, not only records cases tried but also includes the top count, legal representation, result, and sentence, and, for cases pleading guilty, the top count charged, top count accepted, and sentence imposed. District Attorney Reference Data, Part 5, contains cases in which copies of the district attorney's papers were not found. These cases occurred on the same day as cases for which copies of the district attorney's papers were recorded. This data served as a control group for the District Attorney Case File Data.

Universe: Nineteenth-century criminal cases that originated in New York City's Special Sessions Court and proceeded to indictment in the Court of General Sessions.

Sampling: Sampling varied with each dataset. For the District Attorney Case File Data and District Attorney Reference Data, data were drawn from sources every fifth year, beginning in 1800 and continuing until 1879, at 30-day intervals. For the Lawyer Data, data were sampled every five years beginning in 1800 and continuing through 1890. For the Minute Book Data and the Cases Tried Data, the interval used was every ten years beginning in 1800 and continuing through 1890.

Extent of collection: 5 data files + machine-readable documentation (text) + SAS data definition statements + SPSS data definition statements

Extent of processing: CDBK.ICPSR/
REFORM.DATA/ DDEF.ICPSR

Logical record length data format with SAS and SPSS data definition statements

Part 1
District attorney case file data
rectangular file structure
2,385 cases
67 variables
81-unit-long record
1 record per case

Part 2
Lawyer data
rectangular file structure
8,078 cases
23 variables
33-unit-long record
1 record per case

Part 3
Minute book data
rectangular file structure
797 cases
11 variables
22-unit-long record
1 record per case

Part 4
Cases tried data
rectangular file structure
301 cases
250 variables
345-unit-long record
1 record per case

Part 5
District attorney reference data
rectangular file structure
584 cases
6 variables
11-unit-long record
1 record per case

Nagel, Stuart S.

Federal court cases, 1962-1963
(ICPSR 7245)

The data for this study were taken from both civil and criminal cases for the fiscal years 1962-1963. The data include procedural, jurisdictional, and other legal information, including the disposition of each case. Requests may be made for the criminal and/or civil cases for one or both years. These are approximately 100,000 cards of data per fiscal year with one card per case. Class IV

Related publication:
Nagel, Stuart S.

"Disparities in criminal procedure." *UCLA Law Review* 2 (1967), 1272.

Nardulli, Peter, James Eisenstein, and Roy B. Fleming

Comparing court case processing in nine courts, 1979-1980
(ICPSR 8621)

This study was sponsored by the U.S. Dept. of Justice, National Institute of Justice. The grant number is 81-IJ-CX-0027.

Summary: This study looks at the characteristics of officials who are involved in court case processing. Data were collected on cases and defendants, the officials involved in the cases, personality characteristics of officials, and the perceptions that these officials have of each other. Class IV

Universe: Defendants in Michigan, Illinois, and Pennsylvania.

Sampling: Three counties in three states with populations between 100,000 and 1,000,000 in Michigan, Illinois, and Pennsylvania.

Extent of collection: 1 data file + machine-readable documentation (text) + SPSS data definition statements

Card image data format

rectangular file structure
7,475 cases
264 variables
80-unit-long record
27 records per case

Related publications:

Nardulli, Peter F., James Eisenstein, and Roy B. Fleming

"Sentencing as a sociopolitical process: Environmental, contextual, and individual level dimensions" (Unpublished Final Report). Washington, DC: National Institute of Justice, June 30, 1983.

Eisenstein, James, Peter F. Nardulli, and Roy B. Fleming

"Interim report: Explaining and assessing criminal case disposition: A comparative study of nine counties." Unpublished report submitted to the National Institute of Justice, August 31, 1982.

National Center for Juvenile Justice

Juvenile court statistics series

These data collections describe in quantitative terms the volume of juvenile cases disposed by courts having jurisdiction over juvenile matters (delinquency, status offense, and dependency cases). Inaugurated in 1926 to furnish an index of the problems brought before the juvenile courts, this series is the oldest continuous source of information on the processing of delinquent and dependent youth by juvenile courts. It is the most detailed information available on youth who come in contact with the juvenile justice system and on the activities of the nation's juvenile courts. Information is provided on state, county, number of delinquency cases, number of status offense cases, number of dependency cases, and total number of cases. The data distinguish cases with and without the filing of a petition.

Universe: All delinquency and dependency/neglect cases disposed in the years cited by

courts having jurisdiction over juvenile matters in all states and the District of Columbia.

Sampling: A nonrandom sample of available data for all delinquency, status offense, and dependency cases disposed in the years cited.

Logical record length data format

Related publications:

Office of Juvenile Justice and Delinquency Prevention/National Center for Juvenile Justice
Juvenile court statistics. Washington, DC: U.S. Government Printing Office, annual.

Snyder, Howard N., et al.

"Appendix C: Reported cases." *Juvenile court statistics*. Washington, DC: Office of Juvenile Justice and Delinquency Prevention, annual.

Various authors

"Appendix: Reported juvenile court cases disposed by county." *Juvenile court statistics*. Washington, DC: Office of Juvenile Justice and Delinquency Prevention, annual.

**Juvenile court statistics, 1982:
[United States]**

(ICPSR 8440)

The data are contained in one file and there are 3,085 cases, one record for each case. The logical record length of the file is 144 characters.

**Juvenile court statistics, 1983:
[United States]**

(ICPSR 8656)

Note: The "unit of count" varies across sources. Review of the data notes for each source is necessary before attempting to combine data across sources. Data contain nonnumeric codes.

Extent of collection: 1 data file

rectangular file structure
3,087 cases
26 variables
140-unit-long record
1 record per case

**Juvenile court statistics, 1984:
[United States]**

(ICPSR 8940)

Extent of collection: 1 data file

rectangular file structure
3,093 cases
26 variables
139-unit-long record
1 record per case

**Juvenile court statistics, 1985:
[United States]**

(ICPSR 9297)

Extent of collection: 1 data file

rectangular file structure
3,094 cases
26 variables
139-unit-long record
1 record per case

**Juvenile court statistics, 1986:
Reported cases in calendar year
data base**

(ICPSR 9691)

Extent of collection: 1 data file

Extent of processing: MDATA

rectangular file structure
3,094 cases
33 variables
207-unit-long record
1 record per case

**Juvenile court statistics, 1987:
[United States]**

(ICPSR 6119)

Extent of collection: 1 data file + machine-
readable documentation (text)

Extent of processing: MDATA

rectangular file structure
3,022 cases per collection
33 variables
207-unit-long record
1 record per case

**Juvenile court statistics, 1988:
[United States]**

(ICPSR 6120)

Extent of collection: 1 data file + machine-
readable documentation (text)

Extent of processing: MDATA

rectangular file structure
3,022 cases per collection
33 variables
207-unit-long record
1 record per case

**Juvenile court statistics, 1989:
[United States]**

(ICPSR 6121)

Extent of collection: 1 data file + machine-
readable documentation (text)

Extent of processing: MDATA

rectangular file structure
3,022 cases per collection
33 variables
207-unit-long record
1 record per case

**Juvenile court statistics, 1990:
[United States]**

(ICPSR 6508)

Extent of collection: 1 data file + machine-
readable documentation (text) + SAS data
definition statements + SPSS data definition
statements

Extent of processing: DDEF.ICPSR/ MDATA.PR

rectangular file structure
2,988 cases
12 variables
79-unit-long record
1 record per case

**Juvenile court statistics, 1991:
[United States]**

(ICPSR 6582)

Extent of collection: 1 data file + machine-readable documentation (text) + SAS data definition statements + SPSS data definition statements

Extent of processing: DDEF.ICPSR/ MDATA.PR

rectangular file structure
2,990 cases
12 variables
79-unit-long record
1 record per case

**Juvenile court statistics, 1992:
[United States]**

(ICPSR 6634)

Extent of collection: 1 data file + machine-readable documentation (text) + SAS data definition statements + SPSS data definition statements

Extent of processing: DDEF.ICPSR/ MDATA.PR

Logical record length data format with SAS and SPSS data definition statements

rectangular file structure
2,979 cases
12 variables
79-unit-long record
1 record per case

**Juvenile court statistics, 1993:
[United States]**

(ICPSR 6715)

Extent of collection: 1 data file + machine-readable documentation (text) + SAS data definition statements + SPSS data definition statements

Extent of processing: DDEF.ICPSR/ MDATA.PR/
UNDOCCHK.ICPSR

Logical record length data format with SAS and SPSS data definition statements

rectangular file structure
2,878 cases
12 variables
79-unit-long record
1 record per case

**Juvenile court statistics, 1994:
[United States]**

(ICPSR 6882)

Extent of collection: 1 data file + machine-readable documentation (text) + SAS data definition statements + SPSS data definition statements

Extent of processing: DDEF.ICPSR/ MDATA.PR

Logical record length data format with SAS and SPSS data definition statements

rectangular file structure
2,877 cases
12 variables
79-unit long record
1 record per case

**Juvenile court statistics, 1995:
[United States]**

(ICPSR 2805)

Extent of collection: 1 data file + machine-readable documentation (PDF) + SAS data definition statements + SPSS data definition statements

Extent of processing: DDEF.ICPSR/ MDATA.PR/
REFORM.DOC/ UNDOCCHK.ICPSR

Logical record length data format with SAS and SPSS data definition statements

rectangular file structure
2,976 cases
12 variables
79-unit long record
1 record per case

**Juvenile court statistics, 1996:
[United States]**

(ICPSR 2841)

Extent of collection: 1 data file + machine-readable documentation (PDF) + SAS data definition statements + SPSS data definition statements

Extent of processing: DDEF.ICPSR/ MDATA.PR/ REFORM.DOC/ UNDOCCHK.ICPSR

Logical record length data format with SAS and SPSS data definition statements

rectangular file structure
2,976 cases
12 variables
87-unit-long record
1 record per case

**Juvenile court statistics, 1997:
[United States]**

(ICPSR 2894)

Extent of collection: 1 data file + machine-readable documentation (PDF) + SAS data definition statements + SPSS data definition statements

Extent of processing: DDEF.ICPSR/ MDATA.PR/ REFORM.DOC/ REFORM.DATA/ UNDOCCHK.ICPSR

Logical record length data format with SAS and SPSS data definition statements

rectangular file structure
2,976 cases
12 variables
60-unit-long record
1 record per case

National Center for Juvenile Justice

State juvenile court records series

This data series describes in quantitative terms the volume of juvenile cases disposed by courts having jurisdiction over juvenile matters (delinquency, status offense, and dependency cases) at the state level. The data include a record of each case processed formally with petition for each delinquency, dependent/neglect, or family in need of services case disposed. Most of the datasets consist of a census of both petitioned and nonpeti-

tioned court case records. Variables vary from collection to collection and may include county code, case type, date of filing, the youth's data of birth, age at referral, sex, race, date of referral, source of referral, number of prior referrals, care pending disposition, reason for referral, manner of handling, date of disposition, case disposition, diagnostic services needed, educational attainment, employment and school status, length of residence of child in county, child's living arrangements at referral, marital status of natural parents, combined family annual income, whether the youth was represented by counsel, and the occupation of the primary parent or guardian.

Related publications:

Arkansas Administrative Office of the Courts
"Annual report of the judiciary of Arkansas, statistical supplement of all Arkansas counties." Little Rock, AR: Arkansas Administrative Office of the Courts.

Office of Juvenile Justice and Delinquency Prevention

Juvenile court statistics. Annual volumes. Washington, DC: U.S. Government Printing Office.

Missouri Division of Youth Services

Missouri juvenile court statistics, 1994. Jefferson City, MO: Department of Social Services.

Nebraska Commission on Law Enforcement and Criminal Justice

"Juvenile court report." Nebraska Clearinghouse #L2500S002. Lincoln, NE: Nebraska Commission on Law Enforcement and Criminal Justice, annual.

National Center for Juvenile Justice and Arkansas Administrative Office of the Courts

**Arkansas juvenile court records,
1991-1993**

(ICPSR 6808)

Extent of collection: 3 data files + machine-readable documentation (PDF) + SAS data definition statements + SPSS data definition statements

Extent of processing: DDEF.ICPSR/ MDATA.PR/ SCAN/ REFORM.DATA/ RECODE

Logical record length data format with SAS and SPSS data definition statements

Parts 1-3
1991-1993 data files
rectangular file structure
12,130 to 14,083 cases per part
56 variables
137-unit long record
1 record per case

National Center for Juvenile Justice and
Arkansas Administrative Office of the
Courts

Arkansas juvenile court records, 1994
(ICPSR 6883)

Extent of collection: 1 data file + machine-
readable documentation (PDF) + SAS data
definition statements + SPSS data definition
statements

Extent of processing: DDEF.ICPSR/ MDATA.PR/
SCAN/ REFORM.DATA/ RECODE

Logical record length data format with SAS
and SPSS data definition statements

rectangular file structure
15,452 cases
57 variables
120-unit-long record
1 record per case

National Center for Juvenile Justice
and Minnesota State Court Administration

**Minnesota juvenile court records,
1984-1987**

(ICPSR 9447)

Class IV

Extent of collection: 4 data files + machine-
readable documentation (text)

Logical record length data format

Parts 1-4
Minnesota juvenile court data, 1984-1987
rectangular file structure
17,777 to 32,584 cases per part
56 variables
154- to 164-unit-long record per part
1 record per case

National Center for Juvenile Justice and
Missouri Division of Youth Services

**Missouri juvenile court records,
1984-1987**

(ICPSR 9448)

Class IV

Extent of collection: 4 data files + machine-
readable documentation (text)

Logical record length data format

Parts 1-4
Missouri juvenile court data, 1984-1987

rectangular file structure
48,418 to 57,963 cases per part
49 variables
105-unit-long record
1 record per case

National Center for Juvenile Justice and
Missouri Division of Youth Services

Missouri juvenile court records, 1994

(ICPSR 6884)

Extent of collection: 1 data file + machine-
readable documentation (PDF) + SAS data
definition statements + SPSS data definition
statements

Extent of processing: DDEF.ICPSR/ SCAN/
MDATA.ICPSR

Logical record length data format with SAS
and SPSS data definition statements

rectangular file structure
77,467 cases
40 variables
80-unit long record
1 record per case

National Center for Juvenile Justice
and Nebraska Commission on Law
Enforcement and Criminal Justice

**Nebraska juvenile court records,
1975-1987**

(ICPSR 8915)

Class IV

Extent of collection: 13 data files + machine-readable documentation (text)

Logical record length data format

Parts 1-13

Nebraska juvenile court data, 1975-1987

rectangular file structure

4,454 to 6,856 cases per part

40 variables

80-unit-long record

1 record per case

National Center for Juvenile Justice and Nebraska Commission on Law Enforcement and Criminal Justice

Nebraska juvenile court records, 1988-1993

(ICPSR 6809)

Extent of collection: 6 data files + machine-readable documentation (PDF) + SAS data definition statements + SPSS data definition statements

Extent of processing: DDEF.ICPSR/ MDATA.PR/ REFORM.DATA/ SCAN/ REFORM.DOC

Logical record length data format with SAS and SPSS data definition statements

Parts 1-6

1988-1993 data

rectangular file structure

6,670 to 9,595 cases per part

40 variables

56-unit long record

1 record per case

National Center for Juvenile Justice and Nebraska Commission on Law Enforcement and Criminal Justice

Nebraska juvenile court records, 1994

(ICPSR 6885)

Extent of collection: 1 data file + machine-readable documentation (PDF) + SAS data definition statements + SPSS data definition statements

Extent of processing: DDEF.ICPSR/ SCAN/ MDATA.ICPSR/ REFORM.DATA

Logical record length data format with SAS and SPSS data definition statements

rectangular file structure

8,774 cases

34 variables

56-unit long record

1 record per case

National Center for State Courts

Criminal case processing in metropolitan courts, 1976

(ICPSR 7750)

Summary: In 1977 the National Center for State Courts, in cooperation with the National Conference of Metropolitan Courts, began a research and demonstration project on the delay in processing criminal cases in major metropolitan courts. The objectives were (1) to determine the scope and extent of the delay in such courts, (2) to identify factors associated with the delay, and (3) to suggest and ultimately test techniques that might work to reduce the delay. The variables include geographic location, disposition type, most serious charge against the defendant, and dates of arrest, trial, disposition, and sentencing.

Universe: Criminal cases disposed of at the general jurisdiction trial court level in United States metropolitan courts in the 1976 fiscal or calendar year.

Sampling: The survey consists of 21 samples, each of which contains data on 400 to 600 individual criminal cases. These cases were either systematically or randomly selected from the set of cases finally disposed of at the general jurisdiction trial court level in either the 1976 fiscal or calendar year.

Extent of collection: 1 data file + machine-readable documentation (text) + OSIRIS dictionary + SAS data definition statements + SPSS data definition statements

Extent of processing: CDBK.ICPSR/ RECODE/ MDATA.ICPSR/ DDEF.ICPSR/ UNDOCHK.ICPSR

Logical record length data format with SAS and SPSS data definition statements

rectangular file structure
10,476 cases
14 variables
51-unit-long record
1 record per case

National Center for State Courts

State court statistics, 1985-1999: [United States]

(ICPSR 9266)

This study was sponsored by State Justice Institute and the Bureau of Justice Statistics. The grant number is SJI-91-N-007-000-1.

Summary: This data collection provides comparable measures of state appellate and trial court caseloads by type of case for the 50 states, the District of Columbia, and Puerto Rico. Court caseloads are tabulated according to generic reporting categories developed by the Court Statistics Project Committee of the Conference of State Court Administrators. These categories describe differences in the unit of count and the point of count when compiling each court's caseload. Major areas of investigation include: (1) case filings in state appellate and trial courts, (2) case processing and dispositions in state appellate and trial courts, and (3) appellate opinions. Within each of these areas of state government investigation, cases are separated by main case type, including civil cases, capital punishment cases, other criminal cases, juvenile cases, and administrative agency appeals.

Universe: State appellate and trial court cases in the United States.

Note: (1) A user's guide containing court codes and variable descriptions for the 1987 data is available only in hardcopy form upon request from ICPSR. (2) The Court Statistics Project Web page is: <http://www.ncsc.dni.us/divisions/research/csp/csp-index.html>. (3) The codebooks for the 1995-1998 data are provided as Portable Document Format (PDF) files, and the codebooks for the 1988-1992 data are available in both ASCII text and PDF versions.

Extent of collection: 30 data files + machine-readable documentation (text and PDF) + SAS data definition statements + SPSS data definition statements

Extent of processing: CONCHK.PR/
CDBK.ICPSR/ DDEF.ICPSR/ CONCHK.ICPSR/
REFORM.DOC/ MDATA.PR/ UNDOCCHK.ICPSR/
UNDOCCHK.PR

Card image (Parts 1 and 2) and logical record length data formats with SAS and SPSS data definition statements

Parts 1,3,5,7,9,11,25,27,29,31,33,35,37,
39,41

Appellate court data, 1985-1999

rectangular file structure
91 to 99 cases per part
172 to 192 variables per part
80 to 1,112-unit-long record per part
1 to 10 records per case

Parts 2,4,6,8,10,12,26,28,30,32,34,36,38,
40,42

Trial court data, 1985-1999

rectangular file structure
182 to 196 cases per part
181 to 221 variables per part
80 to 1,732-unit-long record per part
1 to 13 records per case

Related publication:

National Center for State Courts
"State court caseload statistics."
Williamsburg, VA: National Center for
State Courts, annual.
National Center for State Courts
"Examining the work of state courts."
Williamsburg, VA: National Center for
State Courts, annual.

Newmark, Lisa, Adele Harrell, and
Bill Adams

Victims' ratings of police services in New York and Texas, 1994-1995 survey

(ICPSR 6787)

(included on CD-ROM CD0033)

This study was sponsored by the U.S. Dept. of Justice, National Institute of Justice. The grant number is 92-IJ-CX-K009.

Summary: The Family Violence Prevention and Services Act of 1984 (FVPSA) provided funding, through the Office of Victims of Crime in the U.S. Dept. of Justice, for 23 law enforcement training projects across the nation from 1986 to 1992. FVPSA was enacted to assist states in (1) developing and maintaining programs for the prevention of family violence and for the provision of shelter to

victims and their dependents and (2) providing training and technical assistance for personnel who provide services for victims of family violence. The National Institute of Justice awarded a grant to the Urban Institute in late 1992 to evaluate the police training projects. One of the program evaluation methods the Urban Institute used was to conduct surveys of victims in New York and Texas. The primary objectives of the survey were to find out, from victims who had contact with law enforcement officers in the pre-training period and/or in the post-training period, what their experiences and evaluations of law enforcement services were, how police interventions had changed over time, and how the quality of services and changes related to the police training funded under the FVPSA. Following the conclusion of training, victims of domestic assault in New York and Texas were surveyed through victim service programs across each state. Similar, but not identical, instruments were used at the two sites. Service providers were asked to distribute the questionnaires to victims of physical or sexual abuse who had contact with law enforcement officers. The survey instruments were developed to obtain information and victim perceptions of the following key subject areas: history of abuse, characteristics of the victim-abuser relationship, demographic characteristics of the abuser and the victim, history of law enforcement contacts, services received from law enforcement officers and victims' evaluations of these services, and community demographics. Variables on history of abuse include types of abuse experienced, first and last time physically or sexually abused, and frequency of abuse.

Characteristics of the victim-abuser relationship include length of involvement with the abuser, living arrangement and relationship status at time of last abuse, number of children the victim had, and number of children at home at the time of last abuse. Demographic variables provide age, race/ethnicity, employment status, and education level of the abuser and the victim. Variables on the history of law enforcement contacts and services received include number of times law enforcement officers were called because of assaults on the victim, number of times law enforcement officers actually came to the scene, first and last time officers came to the scene, number of times officers were involved because of assaults on the victim, number of times officers were involved in the last 12 months, and type of law enforcement agencies the officers were from. Data are

also included on city size by population, city median household income, county population density, county crime rate, and region of state of the responding law enforcement agencies. Over 30 variables record the victims' evaluations of the officers' responsiveness, helpfulness, and attitudes.

Universe: Victims of domestic violence in New York and Texas.

Sampling: New York and Texas were chosen as survey sites for several reasons: (1) The high level of training dissemination in both states increased the likelihood that victims in the survey might have encountered officers exposed to training experiences and materials related to the FVPSA training activities. (2) Victim advocacy groups in each state were planning or had conducted similar surveys and could provide access to victim service programs and their clients. (3) The two states provided diversity in both geographical location and population demographics. (4) The two represent the second and third most populous states in the nation and the two most populous states to receive FVPSA training grants. A total of 128 programs received 1,240 surveys. The final sample of eligible respondents consisted of 547 victims, 326 contacted through 53 programs in New York, and 221 contacted through 33 programs in Texas.

Extent of collection: 1 data file + machine-readable documentation (PDF) + SAS data definition statements + SPSS data definition statements

Extent of processing: SCAN/ REFORM.DAT/ REFORM.DOC/ UNDOCCHK.ICPSR/ MDATA.PR / MDATA.ICPSR/ CDBK.ICPSR/ DDEF.ICPSR

Logical record length data format with SAS and SPSS data definition statements

rectangular file structure
547 cases
239 variables
377-unit long record
1 record per case

Related publication:

Newmark, Lisa, Adele Harrell, and Bill Adams
"Evaluation of police training conducted under the family violence prevention and services act" (Final Report). Washington, DC: National Institute of Justice, 1995.

Pennsylvania Sentencing Commission

Pennsylvania sentencing data, 1977, 1980, 1983

(ICPSR 8327)

The Pennsylvania sentencing data contain information on sentencing decisions for three years, 1977, 1980, and 1983. The 1977 data are based on individual 12-percent random samples of sentences selected from each of Pennsylvania's 67 counties. The data include sentences imposed for felonies and misdemeanors, excluding driving under the influence. There are 2,907 cases in the 1977 data. The 1980 data were collected in 23 of Pennsylvania's 67 counties. The sampling strategy varied by county and a description is included in the codebook. There are 2,023 cases in the 1980 data. The 1983 data are based on sentencing guideline forms submitted to the Commission by sentencing judges. There are 16,569 cases in the 1983 data. Variables in the three files include defendant's sex, race, age, prior record, offense charge, sentences imposed, weapon usage, victim information, and socioeconomic status of the defendant. The logical record length of the data is 80 characters. Class IV

Pretrial Services Resource Center

National pretrial reporting program series

This data collection effort was undertaken to determine whether accurate and comprehensive pretrial data can be collected at the local level and subsequently aggregated at the state and federal levels. The data contained in this collection provide a picture of felony defendants' movements through the criminal courts. Offenses were recoded into 14 broad categories that conform to the Bureau of Justice Statistics' crime definitions. Other variables include sex, race, age, prior record, relationship to criminal justice system at the time of the offense, pretrial release, detention decisions, court appearances, pretrial rearrest, adjudication, and sentencing. The unit of analysis is the defendant. Class II

Universe: Felony court filings during a given month in the 75 most populous counties in the United States.

Sampling: In a two-stage sampling process, the first stage was a stratified sample to select 40 of the 75 most populous counties, and the second stage was a systematic sample of defendants based on felony filings within each selected county.

National pretrial reporting program, 1988-1989

(ICPSR 9508)

Extent of collection: 1 data file + machine-readable documentation (text) + SAS data definition statements + SPSS data definition statements + data collection instrument

Extent of processing: CONCHK.PR/ RECODE/ CONCHK.PR/ UNDOCCHK.PR/ UNDOCCHK.ICPSR/ MDATA

Logical record length data format with SAS and SPSS data definition statements

rectangular file structure
11,063 cases
74 variables
252-unit-long record
1 record per case

National pretrial reporting program, 1990-1991

(ICPSR 6136)

Extent of collection: 1 data file + machine-readable documentation (text) + SAS data definition statements + SPSS data definition statements + data collection instrument

Extent of processing: UNDOCCHK.ICPSR/ MDATA

Logical record length data format with SAS and SPSS data definition statements

rectangular file structure
13,597 cases
149 variables
479-unit-long record
1 record per case

**National pretrial reporting program,
1992–1993**

(ICPSR 6489)

Extent of collection: 1 data file + machine-readable documentation (text) + SAS data definition statements + SPSS data definition statements + data collection instrument

Extent of processing: CDBK.ICPSR/
CONCHK.PR/ DDEF.ICPSR/ MDATA.ICPSR/
RECODE/ UNDOCHK.ICPSR/ SCAN

Logical record length data format with SAS
and SPSS data definition statements

rectangular file structure
13,206 cases
122 variables
488-unit-long record
1 record per case

Rottman, David, Brian Ostrom, Michele
Sviridoff, and Richard Curtis

**Evaluation of the Midtown Community
Court in New York City, 1992–1994**

(ICPSR 2311)

This study was sponsored by the U.S. Dept.
of Justice, National Institute of Justice. The
grant number is 93-IJ-CX-0082.

Summary: In October 1993, the Midtown
Community Court opened as a three-year
demonstration project designed to forge links
with the community in developing a problem-
solving approach to quality-of-life offenses.
The problems that this community-based
courthouse sought to address were specific
to the court's midtown New York City location:
high concentration of quality-of-life crimes,
broad community dissatisfaction with court
outcomes, visible signs of disorder, and clus-
ters of persistent high-rate offenders with se-
rious problems, including addiction and
homelessness. This study was conducted to
evaluate how well the new court was able to
dispense justice locally and whether the es-
tablishment of the Midtown Community Court
made a difference in misdemeanor case pro-
cessing. Data were collected at two time pe-
riods for a comparative analysis. First, a
baseline dataset (Part 1, Baseline Data) was
constructed from administrative records, con-
sisting of a ten-percent random sample of all
nonfelony arraignments in Manhattan during

the 12 months prior to the opening of the Mid-
town Community Court. Second, comparable
administrative data (Part 2, Comparison Data)
were collected from all cases arraigned at
the Midtown Court during its first 12 months
of operation, as well as from a random sam-
ple of all downtown nonfelony arraignments
held during this same time period. Both files
contain variables on precinct of arrest, ar-
raignment type, charges, bonds, disposi-
tions, sentences, total number of court ap-
pearances, and total number of warrants
issued, as well as prior felony and misde-
meanor convictions. Demographic variables
include age, sex, and race of offender.

Universe: All nonfelony arraignments in Man-
hattan from October 1992 to September
1994.

Sampling: Random sampling.

Extent of collection: 2 data files + machine-
readable documentation (PDF) + SAS data
definition statements + SPSS data definition
statements

Extent of processing: CDBK.ICPSR/ SCAN/
MDATA.PR/ DDEF.ICPSR/ REFORM.DATA/
REFORM.DOC/ RECODE/ UNDOCHK.ICPSR

Logical record length data format with SAS
and SPSS data definition statements

Part 1

Baseline data

rectangular file structure
5,841 cases
37 variables
78-unit-long record
1 record per case

Part 2

Comparison data

rectangular file structure
29,541 cases
28 variables
57-unit-long record
1 record per case

Related publication:

Rottman, D., H.S. Efke, and P. Casey
Guide to court and community. NCJ 173263.
Washington, DC: Bureau of Justice Assis-
tance, 1998.

Rottman, David B.

Community courts: Prospects and limits.
NCJ 184881. *National Institute of Justice
Journal* 231 (August 1996), 46–51.

Sviridoff, Michele, David Rottman, Brian Ostrom, and Richard Curtis
Dispensing justice locally. NCJ 179620. Washington, DC: National Institute of Justice, 1997.

Sviridoff, Michele, David Rottman, Brian Ostrom, and Richard Curtis
Dispensing justice locally: The implementation and effects of the Midtown Community Court. NCJ 171855. Washington, DC: National Institute of Justice, 1997.

Rowland, C.K.

Federal district court civil decisions, 1981-1987: Detroit, Houston, and Kansas City

(ICPSR 9367)

Summary: These data describe unpublished civil cases filed and terminated in the three federal district courts of Detroit, Michigan, Houston, Texas, and Kansas City, Missouri, between 1981 and 1987. The data were collected to enable researchers to measure the relative influence of local legal environments and politicized judicial appointments on unpublished substantive and procedural outcomes. Variables in the collection specify the date a case was filed and terminated, type of case filed, specific judgment and nature of the decision, whether a monetary award was granted, and if so, the amount involved. Information also is included on whether a government litigant was involved, if a jury trial was requested and by whom, type of attorney for plaintiff and defendant, type and number of motions filed (and by whom), and outcome of appeal, if applicable. Class IV

Universe: Civil federal district court cases filed and terminated in Houston, Detroit, and Kansas City, between 1981 and 1987.

Extent of collection: 1 data file + machine-readable documentation (PDF)

Logical record length data format

rectangular file structure
7,995 cases
37 variables
60-unit-long record
1 record per case

Silverstein, Lee, and Stuart S. Nagel

American Bar Foundation: State criminal court cases, 1962

(ICPSR 7272)

This study presents data about criminal court cases in the 50 states and District of Columbia in 1962. Variables include state and county of trial, case processing, offense charged, sentence, type of counsel, amount of bail, length of time in jail, and other aspects related to the disposition of the cases. Demographic information on the defendant is provided, such as age group, sex, race, and years of school completed.

Universe: Criminal court cases in the 50 states and the District of Columbia in 1962.

Sampling: A sample of cases from 194 counties was selected and weighted to yield a national cross-section of cases.

Extent of collection: 1 data file + machine-readable documentation (PDF)

Extent of processing: UNDOCCHK.ICPSR/SCAN/REFORM.DOC

Card image data format

rectangular file structure
11,236 cases
58 variables
80-unit-long record
1 record per case

Related publications:

Nagel, Stuart S.

"Disparities in criminal procedure." *UCLA Law Review* 14 (1967), 1272.

Nagel, Stuart S.

"The tipped scales of American justice." *Transaction: Social Science and Modern Society* 3 (1966).

Nagel, Stuart S.

"Effects of alternative types of counsel on criminal procedure." *Indiana Law Journal* 48 (1973), 404.

Toborg, Mary A.

Pretrial release practices in the United States, 1976-1978

(ICPSR 7972)

This study was sponsored by the U.S. Dept. of Justice, National Institute of Justice. The grant number is 79-NI-AX-0038.

Summary: This data collection represents Phase II of a larger project to evaluate pretrial release practices. The study focuses on four major topics: (1) release — rates and types of releases, defendant or case characteristics and their impact on the release decision, (2) court appearance — extent to which released defendants appear in court, factors associated with defendants' failure to appear in court, (3) pretrial criminality — number of rearrests during the pretrial period and the factors predicting rearrest, charges and rates of conviction for crimes committed during the pretrial period, and (4) impact of pretrial release programs — effect of programs on release decisions and on the behavior of defendants. The study is limited to adult defendants processed through state and local trial courts, and to pretrial release rather than pretrial intervention or diversion programs. Part 1 is an analysis of release practices and outcomes in eight jurisdictions (Baltimore City and Baltimore County, Maryland, Washington, DC, Dade County, Florida, Jefferson County, Kentucky, Pima County, Arizona, Santa Cruz County, California, and Santa Clara County, California). The pretrial release "delivery systems," that is, the major steps and individuals and organizations in the pretrial release process, were analyzed in each jurisdiction. Additionally, a sample of defendants from each site was studied from point of arrest to final case disposition and sentencing. Part 2 of this study examines the impact of the existence of pretrial release programs on release, court appearance, and pretrial release outcomes. An experimental design was used to compare a group of defendants who participated in a pretrial release program with a control group who did not. Experiments were conducted in Pima County (Tucson), Arizona, Baltimore City, Maryland, Lincoln, Nebraska, and Jefferson County (Beaumont-Port Arthur), Texas. In Tucson, separate experiments were conducted for felony and misdemeanor cases.

Sampling: Sites were chosen to reflect geographic dispersion, a wide range of release types, and broad eligibility for program participation.

Extent of collection: 2 data files + machine-readable documentation (text) + SAS data definition statements + SPSS data definition statements + OSIRIS dictionary

Extent of processing: CDBK.ICPSR/ RECODE/ MDATA.ICPSR/ DDEF.ICPSR/ UNDOCCHK.ICPSR

Logical record length data format with SAS and SPSS data definition statements

Part 1

Retrospective cities

rectangular file structure
3,410 cases
223 variables
362-unit-long record
1 record per case

Part 2

Experimental cities

rectangular file structure
1,598 cases
271 variables
428-unit-long record
1 record per case

Related publication:

Toborg, Mary A.

"Pretrial release: A national evaluation of practices and outcomes." Washington, DC: National Institute of Justice, 1981.

U.S. Sentencing Commission

Augmented federal probation, sentencing, and supervision information system, 1985

(ICPSR 9664)

Summary: The United States Sentencing Commission, established by the 98th Congress, is an independent agency in the judicial branch of government. The Commission recommends guidelines prescribing the appropriate form and severity of punishment for offenders convicted of federal crimes. These data were collected to determine whether sentencing disparities existed and whether the guidelines were adequate. Basic information in the collection includes a description of the offense, characterization of the defendant's background and criminal record, method of disposition of the case, and sentence imposed. Felony and misdemeanor cases are included while petty offense cases are excluded. Three types of additional information were used to augment the existing data:

(1) more detailed offense and offender characteristics identified by the United States Sentencing Commission but coded by federal probation officers, (2) actual time served in prison from the SENTRY data file of the United States Bureau of Prisons, and (3) information necessary to estimate prospective release dates from the hearing files of the United States Parole Commission. The unit of analysis is the defendant. Class IV

Sampling: Stratified random sample.

Universe: Individuals sentenced for serious misdemeanor or felony offenses between October 1, 1984, and September 30, 1985, in United States District Courts.

Note: For reasons of confidentiality, specific information identifying defendants has been eliminated from these data.

Extent of collection: 4 data files + machine-readable documentation (text) + SAS data definition statements + SPSS data definition statements

Logical record length data format with SAS and SPSS data definition statements

Part 1

Drug offenses data

rectangular file structure
2,879 cases
186 variables
1,722-unit-long record
1 record per case

Part 2

Street crime offenses data

rectangular file structure
2,756 cases
186 variables
1,722-unit-long record
1 record per case

Part 3

White collar offenses data

rectangular file structure
2,815 cases
186 variables
1,722-unit-long record
1 record per case

Part 4

Other offenses data

rectangular file structure
2,120 cases
186 variables
1,722-unit-long record
1 record per case

U.S. Sentencing Commission

Monitoring of federal criminal convictions and sentences: Appeals data, 1993-1998

(ICPSR 6559)

Summary: This collection contains appellate information from the 12 circuit courts of appeals of the United States. The United States Sentencing Commission compiled from the Clerk of the Court of each court of appeals the final opinions and orders, both published and unpublished, in all criminal appeals for the time period surveyed. The Commission also collected habeas corpus decisions (although technically civil matters), because such cases often involve sentencing issues. Both the "case" and the "defendant" are used in this collection as units of analysis. Each "case" comprises individual records representing all codefendants participating in a consolidated appeal. Each defendant's record comprises the sentencing-related issues corresponding to that particular defendant. The 1993 data file (Part 1) includes all appeals cases received by the U.S. Sentencing Commission as of December 22, 1993, that had disposition dates between March 9, 1990, and September 30, 1993 (inclusive). The 1994 file (Part 2) includes all appeals cases received as of December 23, 1994, that had disposition dates between October 1, 1993, and September 30, 1994 (inclusive). The 1995 data file (Part 6) includes all appeals cases received as of December 26, 1995, that had disposition dates between October 1, 1994, and September 30, 1995 (inclusive). The 1996 data file (Part 7) includes all appeals cases received as of December 27, 1996, that had disposition dates between October 1, 1995, and September 30, 1996 (inclusive). The 1997 data file (Part 8) includes all appeals cases received as of December 27, 1997, that had disposition dates between October 1, 1996, and September 30, 1997 (inclusive). The 1998 data file (Part 9) includes all appeals cases received as of December 27, 1997, that had disposition dates between October 1, 1997, and September 30, 1998 (inclusive).

Universe: All appeals cases received by the United States Sentencing Commission.

Extent of collection: 6 data files + machine-readable documentation (text and PDF) + SAS data definition statements + SPSS data definition statements

Extent of processing: DDEF.ICPSR/ MDATA.PR/
REFORM.DOC/ UNDOCCHK.ICPSR/ RECODE/
REFORM.DATA

Logical record length data format with SAS
and SPSS data definition statements

Part 1

1993 data

rectangular file structure
6,078 cases
46 variables
181-unit-long record
1 record per case

Part 2

1994 data

rectangular file structure
6,745 cases
46 variables
181-unit-long record
1 record per case

Part 6

1995 data

rectangular file structure
6,863 cases
47 variables
188-unit-long record
1 record per case

Part 7

1996 data

rectangular file structure
6,710 cases
46 variables
175-unit-long record
1 record per case

Part 8

1997 data

rectangular file structure
6,496 cases
58 variables
303-unit-long record
1 record per case

Part 9

1998 data

rectangular file structure
6,387 cases
58 variables
299-unit-long record
1 record per case

U.S. Sentencing Commission

Monitoring of federal criminal convictions and sentences: Appeals data, 1999

(ICPSR 3105)

Summary: This collection contains appellate information from the 12 circuit courts of appeals of the United States. The United States Sentencing Commission compiled from the Clerk of the Court of each court of appeals the final opinions and orders, both published and unpublished, in all criminal appeals for the time period surveyed. The Commission also collected habeas corpus decisions (although technically civil matters), because such cases often involve sentencing issues. Both the "case" and the "defendant" are used in this collection as units of analysis. Each "case" comprises individual records representing all codefendants participating in a consolidated appeal. Each defendant's record comprises the sentencing-related issues corresponding to that particular defendant. The 1999 data includes all appeals cases received as of December 27, 1999, that had disposition dates between October 1, 1998, and September 30, 1999 (inclusive).

Universe: All appeals cases received by the United States Sentencing Commission.

Note: Starting with the 1999 data, ICPSR is archiving **Monitoring of federal criminal convictions and sentences: Appeals data** under a new study number for each year of data. Data for the years 1993–1998 are archived under ICPSR 6559.

Extent of collection: 1 data file + machine-readable documentation (PDF) + SAS data definition statements + SPSS data definition statements

Extent of processing: DDEF.ICPSR/ MDATA.PR/
REFORM.DOC/ UNDOCCHK.ICPSR/ RECODE/
REFORM.DATA

Logical record length data format with SAS
and SPSS data definition statements

rectangular file structure
7,034 cases
43 variables
187-unit-long record
1 record per case

Related publication:
United States Sentencing Commission
Sourcebook of federal sentencing statistics, 1999. Washington, DC: United States Sentencing Commission, 2000.

Welch, Susan, and Cassia Spohn

Effects of prior record in sentencing research in a large northeastern city, 1968–1979: [United States]

(ICPSR 8929)

This study was sponsored by the U.S. Dept. of Justice, National Institute of Justice. The grant number is 84-IJ-CX-0035.

Summary: This data collection examines the impact of defendants' prior criminal records on the sentencing of male and female defendants committing violent and nonviolent crimes. The collection also provides data on which types of prior records most influenced the sentencing judges. Variables deal specifically with the defendant, the judge, and the characteristics of the current case. Only cases that fell into one of the 14 categories of common offenses were included. These offenses were murder, manslaughter, rape, robbery, assault, minor assault, burglary, auto theft, embezzlement, receiving stolen property, forgery, sex offenses other than rape, drug possession, and driving while intoxicated. Class IV

Universe: All defendants in felony cases heard between 1968 and 1979 in a large Northeastern city.

Sampling: Random sample of convicted defendants selected from a larger sample. The sample was stratified by the gender of the judge with sampling fractions of .2 for male and 1.0 for female judges, yielding a larger number of female judges in the final sample.

Extent of collection: 1 data file + machine-readable documentation (text)

Card image data format

rectangular file structure
5,562 cases
19 variables
80-unit-long record
1 record per case

Related publications:
Gruhl, J., C. Spohn, and S. Welch
"Women as policymakers: The case of trial judges." *American Journal of Political Science* 25 (1981), 308–322.
Spohn, C., and S. Welch
"The effect of prior record in sentencing research: An examination of the assumption that any measure is adequate." *Justice Quarterly* 4 (1987), 287–302.
Uhlman, Thomas M.
"The impact of defendant race in trial-court sanctioning decisions." In John A. Gardiner (ed.), *Public Law and Public Policy*. New York, NY: Praeger, 1977.

Wooldredge, John

Reconsidering domestic violence recidivism: Individual and contextual effects of court dispositions and stake in conformity in Hamilton County, Ohio, 1993–1998

(ICPSR 3013)

(included on CD-ROM CD0033)

This study was sponsored by the U.S. Dept. of Justice, National Institute of Justice. The grant number is 95-IJ-CX-0102.

Summary: This study examined empirical relationships between various court dispositions and the prevalence, incidence, and delay of domestic violence recidivism. It built on past research by examining the possible effects of formal and informal social controls at the individual level, as well as the contextual effects of community characteristics on individual behavior. The researchers collected information on 3,662 suspects arrested for misdemeanor domestic violence (specifically, assault against an intimate) in Hamilton County, Ohio, during August 1, 1993, to October 31, 1993, and January 1, 1995, to December 31, 1996. All arrestees in the sample were tracked until June 1998. The dataset includes information pertaining to demographic and background characteristics of suspects (e.g., race, age, means of support, education, employment, marital status, residential stability, number of children the suspect had, and if the suspect lived with a spouse and/or children at arrest), their criminal histories (prior convictions for misdemeanors and felonies, prior incarceration, alcohol/drug addiction, and pending charges), how their cases were disposed (e.g., no charges filed, charges dropped, acquitted at trial, sentenced to

an offender program, probation, or jail), rearrests for domestic violence that occurred between the initial arrest and May 31, 1998, and the number of months that elapsed between case disposition and rearrest.

Universe: Persons arrested for misdemeanor domestic violence in Hamilton County, Ohio.

Sampling: The sample consists of all persons arrested for misdemeanor domestic violence (specifically, assault against an intimate) in Hamilton County, Ohio, during two time periods: August 1–October 31, 1993, and January 1, 1995–December 31, 1996.

Extent of collection: 1 data file + machine-readable documentation (PDF) + SAS data definition statements + SPSS data definition statements

Extent of processing: CDBK.ICPSR/ SCAN/ DDEF.ICPSR/ MDATA.ICPSR/ REFORM.DATA/ REFORM.DOC/ UNDOCCHK.ICPSR

Logical record length data format with SAS and SPSS data definition statements

rectangular file structure
3,662 cases
60 variables
161-unit-long record
1 record per case

Related publications:

Wooldredge, John D., and Amy Thistlethwaite.

"Reconsidering domestic violence recidivism: Individual and contextual effects of court dispositions and stake in conformity" (Final Report). Washington, DC: National Institute of Justice, 1999.

Wooldredge, John D., and Amy Thistlethwaite.

"Beyond arrest for domestic violence: The potential impact of court dispositions, offender characteristics, and neighborhood factors on recidivism" (Research in Brief). Washington, DC: National Institute of Justice, forthcoming.

Thistlethwaite, Amy, John Wooldredge, and David Gibbs.

"Severity of dispositions and the likelihood of domestic violence recidivism." *Crime and Delinquency* 44 (1998), 388–398.

SEE ALSO...

The following data collection contains information related to topics covered in this chapter. For a full description of this study, consult the chapter indicated.

McDonald, William F., Lonnie A. Athens, and Thomas J. Minton. **Repeat offender laws in the United States: Forms, uses, and perceived value, 1983** (ICPSR 9328)
See VI. Criminal justice system

V. Courts

Abt Associates, Inc.

National indigent criminal defense survey, 1982: [United States]

(ICPSR 8417)

Summary: This survey was conducted to provide national-level data on basic information such as system types, funding sources, costs, and caseloads of indigent defense programs for defense practitioners, policymakers, and planners in the criminal justice system. The goal of the survey was to provide data that could begin to answer questions regarding the nature and scope of indigent service delivery. Specifically, the three basic objectives were to provide descriptive data, to assess the level of response to defense service delivery requirements, and to facilitate further research.

Universe: Indigent defense programs in the United States.

Sampling: Stratified random sample based on county population size, as reported in the 1980 Census of the Population.

Extent of collection: 3 data files + machine-readable documentation (PDF) + SAS data definition statements + SPSS data definition statements

Extent of processing: CDBK.ICPSR/ SCAN/ DDEF.ICPSR/ MDATA.ICPSR/ REFORM.DATA/ REFORM.DOC

Logical record length data format with SAS and SPSS data definition statements

Part 1

County data

rectangular file structure

491 cases

43 variables

265-unit-long record

1 record per case

Part 2

Preliminary program data

rectangular file structure

750 cases

222 variables

504-unit-long record

1 record per case

Part 3

Conflict program data

rectangular file structure

148 cases

222 variables

504-unit-long record

1 record per case

Aikman, Alexander, Mary Elsner Oram, and Frederick Miller

Use of adjuncts to supplement judicial resources in six jurisdictions, 1983-1986: [United States]

(ICPSR 8979)

This study was sponsored by the U.S. Dept. of Justice, National Institute of Justice. The grant number is 83-IJ-CX-0021.

Summary: This multisite data collection evaluates the impact of judicial adjunct attorneys and referees on the court system at the county and state levels in six jurisdictions: (1) Pima County, Arizona, (2) Multnomah County, Oregon, (3) King County, Washington, (4) Hennepin County, Minnesota, (5) Phoenix, Arizona, and (6) the state of Connecticut. There are three different units of observation in this study: (1) civil trial cases, (2) trial judges, including regular judges and adjunct attorneys, and (3) litigating attorneys. The court case data include information on type of case, date of trial, type of judge, type of disposition, and date of disposition. For the questionnaire data obtained on judges, adjuncts, and litigating attorneys, information includes experience with the program, satisfaction, and ideas for changes. Class IV

Sampling: Sampling procedures varied by site. In Tucson all the civil court trial cases disposed by judicial adjuncts or regular judges between January 1984 and March 1985 were selected. The first 50 civil cases disposed each quarter that requested jury trials also were included in the sample. In Portland 10 percent of the cases with motions for summary judgments heard by judicial adjuncts and regular judges between January 1983 and December 1985 were selected for the sample. In Minneapolis the sample consisted of all the civil cases referred to arbitration hearings conducted by adjunct attorneys from September 1985 to June 1986. In Seattle the sample included regular judges, adjunct attorneys, and litigating attorneys who responded to a mailed questionnaire. In Phoenix the sample included civil appeals that were disposed by adjunct attorneys and judges between 1983 and 1985. In Connecticut a sample was selected from all the civil cases referred to the trial reference program in three Superior Courts from January 1984 through June 1985. For Connecticut there is also a sample of regular judges, trial adjunct attorneys, litigating attorneys, and clients who responded to a mailed questionnaire.

Extent of collection: 10 data files + machine-readable documentation (text) + SPSS data definition statements

Card image data format with SPSS data definition statements

Part 1
Hennepin County civil case data
rectangular file structure
1,181 cases
37 variables
80-unit-long record
1 record per case

Part 2
Phoenix civil case data
rectangular file structure
1,703 cases
36 variables
80-unit-long record
1 record per case

Part 3
Connecticut Superior Court data
rectangular file structure
217 cases
39 variables
80-unit-long record
1 record per case

Part 4
Connecticut Superior Court referee data
rectangular file structure
31 cases
38 variables
80-unit-long record
1 record per case

Part 5
Connecticut Superior Court attorney data
rectangular file structure
16 cases
36 variables
80-unit-long record
1 record per case

Part 6
Multnomah County circuit court data
rectangular file structure
252 cases
17 variables
80-unit-long record
1 record per case

Part 7
King County panelist data
rectangular file structure
27 cases
68 variables
80-unit-long record
1 record per case

Part 8
King County attorney data
rectangular file structure
44 cases
50 variables
80-unit-long record
1 record per case

Part 9
Pima County pro tem program
rectangular file structure
306 cases
38 variables
80-unit-long record
1 record per case

Part 10
Pima County jury trial data
rectangular file structure
160 cases
38 variables
80-unit-long record
1 record per case

Related publication:
Aikman, Alexander B., Mary E. Elsner, and
Frederick G. Miller
Friends of the courts: Lawyers as supple-
mental judicial resources. Williamsburg,

VA: National Center for State Courts, 1987.

Baldus, David C., George Woodworth, and Charles A. Pulaski Jr.

Procedural reform of jury murder convictions in Georgia, 1970–1978

(ICPSR 9265)

Summary: The purpose of this data collection was to assess the impact of the 1973 reforms of the death penalty laws on the levels of arbitrariness and discrimination in capital sentencing in Georgia. The data cover two different periods corresponding to the periods before and after the reform: 1970–1972 and 1973–1978. Numerous measures of defendant blameworthiness were developed as a basis for assessing levels of arbitrariness and discrimination in Georgia's capital charging and sentencing system. Specific variables include race, sex, current offense, prior conviction and arrests, method of killing, and number of victims. Class IV

Universe: All defendants convicted of murder at trial during 1973–1978, and for 1970–1972 all death cases plus life-sentence cases that resulted in a murder trial conviction in Georgia.

Sampling: Nonprobability sample for 1970–1972 and all cases (death and life sentence) convicted of murder at trial from 1973 to 1978.

Extent of collection: 1 data file

Card image data format with SAS data definition statements

rectangular file structure
762 cases
160 variables
80-unit-long record
31 records per case

Related publications:

Baldus, D., G. Woodworth, and C. Pulaski
Equal justice and the death penalty: A legal and empirical analysis. Boston, MA: Northeastern University Press, 1990.

Baldus, D., G. Woodworth, and C. Pulaski
"Comparative review of death sentences: An empirical study of the Georgia experience." *Journal of Criminal Law and Criminology* 24 (1983), 661.

Baldus, D., G. Woodworth, and C. Pulaski
"Arbitrariness and discrimination in the administration of the death penalty: A challenge to state Supreme Courts." *Stetson Law Review* 15 (1986), 133.

Belknap, Joanne, and Dee L.R. Graham

Factors related to domestic violence court dispositions in a large midwestern urban area, 1997–1998: [United States]

(ICPSR 3010)

This study was sponsored by U.S. Dept. of Justice, National Institute of Justice. The grant number is 96-WT-NX-0004.

Summary: The goal of this study was to identify factors that influence whether city misdemeanor domestic violence cases in which batterers are arrested by police result in dismissals, acquittals, or convictions in the courts, and how these cases are processed. The researchers sought to examine factors that influence court officials' decision-making in domestic violence cases, as well as factors that influence victim and witness reluctance in bringing batterers to successful adjudication. In Part 1 researchers merged pretrial services data with information from police and prosecutors' reports in the urban area under study to answer the following questions: (1) What is the rate of dismissals, acquittals, and convictions for misdemeanor court cases and what are the conditions of these sentences? (2) What factors in court cases are significantly related to whether the disposition is a dismissal, acquittal, or conviction, and how are these cases processed? In Part 2, judges, prosecutors, and public defenders were asked detailed questions about their level of knowledge about, attitudes toward, and self-reported behaviors regarding the processing of domestic violence cases to find out: (1) What roles do legal and extra-legal factors play in decision-makers' self-reported behaviors and attitudes? (2) How do decision-makers rate victim advocate and batterer treatment programs? (3) How do court professionals view the victim's role in the court process? and (4) To what degree do court professionals report victim-blaming attitudes and experiences? For Part 3 researchers used a stratified random sample to select court cases of misdemeanor domestic violence that would be transcribed and used for a content analysis to examine: (1) Who

speaks in court and how? and (2) What is considered relevant by different court players? In Parts 4–103 victim surveys and interviews were administered to learn about battered women's experiences in both their personal lives and the criminal processing system. Researchers sought to answer the following questions: (1) How do victim/witnesses perceive their role in the prosecution of their abusers? (2) What factors inhibit them from pursuing prosecution? (3) What factors might help them pursue prosecution? and (4) How consistent are the victims'/witnesses' demographic and psychological profiles with existing research in this area? Domestic violence victims attending arraignment between January 1 and December 31 of 1997 were asked to complete surveys to identify their concerns about testifying against their partners and to evaluate the effectiveness of the court system in dealing with domestic violence cases (Part 4). The disposition of each case was subsequently determined by a research team member's examination of defendants' case files and/or court computer files. Upon case closure victims who had both completed a survey and indicated a willingness to be interviewed were contacted to participate in an interview (Parts 5–103). Variables in Part 1, Pretrial Services Data, include prior criminal history, current charges, case disposition, sentence, victim testimony, police testimony, victim's demeanor at trial, judge's conduct, type of abuse involved, weapons used, injuries sustained, and type of evidence available for trial. Demographic variables include age, sex, and race of defendants, victims, prosecutors, and judges. In Part 2, Professional Survey Data, respondents were asked about their tolerance for victims and offenders who appeared in court more than once, actions taken when substance abuse was involved, the importance of injuries in making a decision, attitudes toward battered women, the role of victim advocates and the police, views on restraining orders, and opinion on whether arrest is a deterrent. Demographic variables include age, sex, race, marital status, and years of professional experience. Variables in Part 3, Court Transcript Data, include number and type of charges, pleas, reasons for dismissals, types of evidence submitted by prosecutors and defense, substance abuse by victim and defendant, living arrangements and number of children of victim and defendant, specific type of abuse, injuries sustained, witnesses to injuries, police testimony, verdict, and sentence. Demographic variables include age and sex of defendant and victim and relationship of victim and defendant. In

Part 4, Victim Survey Data, victims were asked about their relationship and living arrangements with the defendant, concerns about testifying in court, desired outcomes of case and punishment for defendant, emotional issues related to abuse, health problems, substance abuse, support networks, other violent domestic incidents and injuries, and safety concerns. Part 5 variables measured victims' safety at different stages of the criminal justice process and danger experienced due to further violent incidents, presence of weapons, and threats of homicide or suicide. Parts 6–103 contain the qualitative interview data.

Universe: Parts 1 and 3: All misdemeanor intimate partner domestic violence cases in the urban area in 1997. Part 2: All municipal judges, prosecutors, and public defenders in the urban area in 1997. Parts 4–103: All female victims of domestic violence in the urban area in 1997.

Sampling: Parts 1 and 2: No sampling. Part 3: Stratified random sampling. Parts 4–103: Convenience sampling.

Note: Part 4, Victim Survey Data, was minimally processed by ICPSR. The data definition statements for this file do not contain variable or value labels or missing value designations. However, a data collection instrument for this file is available in the PDF codebook.

Restrictions: The data are restricted from general dissemination. Users interested in obtaining these data should follow the procedures for obtaining restricted-access data collections described in the preface to this catalog.

Extent of collection: 103 data files + machine-readable documentation (PDF) + SAS data definition statements + SPSS data definition statements

Extent of processing: MDATA.PR/ MDATA.ICPSR/ UNDOCCHK.ICPSR/ CDBK.ICPSR/ DDEF.ICPSR/ REFORM.DATA/ REFORM.DOC

Logical record length data format with SAS and SPSS data definition statements

Part 1
Pretrial services data
rectangular file structure
2,670 cases
166 variables
829-unit-long record
1 record per case

Part 2
Professional survey data
rectangular file structure
54 cases
89 variables
97-unit-long record
1 record per case

Part 3
Court transcript data
rectangular file structure
127 cases
466 variables
1,412-unit-long record
1 record per case

Part 4
Victim survey data
rectangular file structure
122 cases
524 variables
773-unit-long record
1 record per case

Part 5
Victim safety and danger scale data
rectangular file structure
98 cases
34 variables
39-unit-long record
1 record per case

Parts 6–103
Victim interviews 1–98 Data
65 to 77-unit-long record per part

Related publications:
Belknap, Joanne, and Dee L.R. Graham
"Factors related to domestic violence
court dispositions in a large urban area:
The role of victim/witness reluctance and
other variables" (Executive Summary).
NCJ 184112. Washington, DC: National
Institute of Justice, 2000.
Belknap, Joanne, and Dee L.R. Graham
"Factors related to domestic violence
court dispositions in a large urban area:
The role of victim/witness reluctance
and other variables" (Final Report).
NCJ 184232. Washington, DC: National
Institute of Justice, 2000.

Bogart, W.A., and Neil Vidmar
Access to justice in Ontario, 1985–1988
(ICPSR 9729)

Summary: This data collection, which is a replication and extension of a survey conducted by the Civil Litigation Research Project at the University of Wisconsin, was designed to assess experiences with the Ontario, Canada Civil Justice System. Interviews were conducted with the heads of households in the sample. Major demographic variables include age, occupation, number of persons in the household, language, ethnic background, religion, education, and family income. Respondents were asked about the nature of criminal justice-related problems their households had experienced, e.g., auto accidents, work injuries, discrimination, problems with a landlord, violations of privacy, and victimization. Questions were also asked about actions taken in response to the problem, such as whether a lawyer was contacted, reasons for not contacting a lawyer, whether nonlawyer assistance was sought, whether a claim was made, and reasons for not making a claim. Finally, respondents were asked a series of questions about the household's experience with the Ontario Justice System if a claim was made, such as whether there was a trial or a hearing, how much the lawyer charged, evaluation of the result, satisfaction with the result, evaluation of the cost, perceived delay, agreement reached, and compensation awarded.

Universe: Households with telephones in Ontario, Canada.

Sampling: A probability sample was selected using random-digit dialing. Northern Ontario was oversampled to obtain sufficient respondents to permit comparisons between the major centers of population and the more sparsely populated regions of the province.

Note: In this hierarchical dataset, each household has a type (0) record and additional records as necessary. There are a total of 10 different record types, numbered 0 to 10, for the total sample of 3,024 households. There are 58 variables for the type (0) records, 20 variables for type (1) records, 32 variables for type (2) records, 46 variables for type (3) records, 11 variables for type (4) records, 11 variables for type (5) records, 12 variables for type (6) records, 12 variables for type (7) records, 9 variables for type (8) records, and 8 variables for type (9) records.

Extent of collection: 1 data file + machine-readable documentation (PDF) + SAS data definition statements + SPSS data definition statements

Extent of processing: REFORM.DOC/DDEF.ICPSR

Logical record length data format with SAS and SPSS data definition statements

hierarchical file structure
78-unit-long record

Related publications:

Bogart, W.A., and Neil Vidmar

"Problems and experience with the Ontario civil justice system: An empirical assessment." In Alan Hutchinson (ed.), *Access to justice: Bridges and barriers*. Toronto, Canada: Carswell, 1990.

Kritzer, Herbert M., W.A. Bogart, and Neil Vidmar

"The aftermath of injury: Cultural factors in compensation seeking in Canada and the United States." *Law and Society Review* 25 (1991).

Bureau of Justice Statistics,
U.S. Dept. of Justice

**Census of state felony courts, 1985:
[United States]**

(ICPSR 8667)

Summary: The purpose of this study was to update the directory listing of felony courts in this country, and to provide a universe from which a sample of courts could be selected based on felony caseload. The study includes information on all state felony courts in the United States, including the number of cases filed and disposed by conviction, acquittal, dismissal, or other means. Court administrators were asked to indicate the manner in which cases filed and disposed were counted, such as by defendant, charge, or indictment/information. The total number of cases disposed during the period was also collected for juvenile delinquents and for traffic offenses (moving violations), where applicable. Finally, data were gathered on whether felonies reduced to misdemeanors were included in the felony count and whether lower courts in the jurisdiction accept guilty pleas to felonies. Class II

Universe: All general jurisdiction courts in the United States.

Extent of collection: 1 data file + machine-readable documentation + SPSS data definition statements

OSIRIS and card image data formats, with SPSS data definition statements for each

rectangular file structure
3,590 cases
48 variables
193-unit-long record
3 records per case

Bureau of Justice Statistics,
U.S. Dept. of Justice

**Civil justice survey of state courts,
1992: [United States]**

(ICPSR 6587)

Summary: This survey is the first broad-based, systematic examination of the nature of civil litigation in state general jurisdiction trial courts. Data collection was carried out by the National Center for State Courts with assistance from the National Association of Criminal Justice Planners and the United States Bureau of the Census. The data collection produced two datasets. The first is a merged sample of approximately 30,000 tort, contract, and real property rights cases disposed during the 12-month period ending June 30, 1992. The second is a sample of about 6,500 jury trial cases disposed over the same time period. Data collected include information about litigants, case type, disposition type, processing time, case outcome, and award amounts for civil jury cases.

Universe: Forty-five jurisdictions chosen to represent the 75 most populous counties in the nation.

Sampling: The sample for this study was designed and selected by the United States Bureau of the Census. It was a two-stage stratified sample with 45 of the 75 most populous counties selected at the first stage. The top 75 counties account for about 37 percent of the United States population and about half of all civil filings. The 75 counties were divided into four strata based on aggregate civil disposition data for 1990 obtained through telephone interviews with court staffs in the general jurisdiction trial courts. The sample consisted of tort, contract, and real property rights cases disposed between July 1, 1991, and June 30, 1992.

Note: (1) For reasons of confidentiality, the names of plaintiffs and defendants, along with case and docket numbers, have been removed. ICPSR has added a record identifier. (2) The alternative dispute resolution (ADR) information was determined to be unreliable. (3) The codebook contains data collection instruments and related Bureau of Justice Statistics reports on the datasets.

Extent of collection: 2 data files + machine-readable documentation (PDF) + SAS data definition statements + SPSS data definition statements + data collection instruments (PDF)

Extent of processing: CDBK.ICPSR/ SCAN/ CONCHK.ICPSR/ DDEF.ICPSR/ MDATA.ICPSR/ REFORM.DATA/ UNDOCCHK.ICPSR

Logical record length data format with SAS and SPSS data definition statements

Part 1

Tort, contract, and real property rights data

rectangular file structure
29,880 cases
128 variables
288-unit-long record
1 record per case

Part 2

Civil jury cases data

rectangular file structure
6,504 cases
143 variables
320-unit-long record
1 record per case

Related publications:

- Bureau of the Justice Statistics
"Tort cases in large counties." Washington, DC: U.S. Government Printing Office, April 1995.
- Bureau of the Justice Statistics
"Contract cases in large counties." Washington, DC: U.S. Government Printing Office, February 1996.
- Bureau of the Justice Statistics
"Civil jury cases and verdicts in large counties." Washington, DC: U.S. Government Printing Office, July 1995.

Bureau of Justice Statistics,
U.S. Dept. of Justice

National prosecutors survey series

This biennial survey series queried chief prosecuting attorneys of state prosecutorial districts (district attorneys, commonwealth attorneys, etc.) to obtain detailed descriptive information on prosecutors' offices, as well as information on their policies and practices. The data collection instrument for each year was based on questions that were included in the previous survey, and also added queries on topics of current concern. Questions from the 1990 survey (ICPSR 9579) regarding the prefiling, filing, and pretrial stages of felony prosecution asked about policies limiting the time for plea negotiations, the role of the grand jury, how felony cases were screened, and the amount of time that usually elapsed before the prosecutor was notified of persons arrested for a felony. Prosecutors were also asked to report the percentage of court case filings that were by grand jury indictment, by information following a preliminary hearing, or by other means, and the percentage of felony cases processed by a court of general jurisdiction, a felony court, or other court(s). The trial stage of felony prosecution was covered by questions about the conduct of voir dire examination of prospective jurors, limits on time allowed to commence trial, the number of permitted peremptory challenges, who was responsible for notifying government witnesses to appear in court, whether the prosecution had the right to request a jury trial, whether the jurisdiction's felony court discouraged motions on trial date that would delay trial, and whether the felony court normally granted a continuance on trial date to permit additional time for plea negotiations. Questions on felony sentencing and appeals asked whether the prosecutor was usually present at felony sentence proceedings; whether the judge usually ordered a presentence report; whether victim information was requested or provided by the court; whether the prosecutor normally recommended a type or duration of sentence to be imposed; whether police, victims, or witnesses were notified of the disposition of felony cases; whether the prosecutor was involved in various types of appellate work; and whether the prosecutor had any right of appeal from rulings on motions, from sentences, and from determination of guilt or innocence. General information gathered by the survey includes the number of jurisdictions contained in the prosecutorial district, the number of attorneys and investigators employed in the sampled

jurisdiction and in the prosecutorial district as a whole, the length of the prosecutor's term of office, the number of law enforcement agencies that brought arrests into the jurisdiction's court, how much of the prosecutor's felony caseload was assigned on a vertical basis, the kinds of nonfelony matters the prosecutor had responsibility for or jurisdiction over (e.g., family and domestic relations, mental commitments, environmental protection, traffic, etc.), whether the office of prosecutor was an elective position, and whether it was a full- or part-time position. Other general items include whether any felony defendants were provided an attorney on the grounds of indigency, whether, in criminal cases involving both state and federal jurisdiction, the prosecutor would ordinarily be cross-designated to represent the prosecutor in both courts, whether the prosecutor's office contained a "career criminal" unit, whether the state's attorney general was entitled to try cases in the jurisdiction's felony court, which types of criminal history data normally were of practical value in felony prosecution, and who supervised the probationer in most cases of adult felons sentenced to probation. The unit of analysis is the district office.

Universe: Prosecutorial districts in the United States, usually consisting entirely of one county.

Sampling: For 1990 (ICPSR 9579): Stratified probability sample of 300 counties selected for the **National judicial reporting program, 1988** (ICPSR 9449). For the others: A list of all prosecutorial districts that handled felony cases was compiled by the Bureau of the Census from the approximately 3,100 counties and independent cities in the United States (total 2,343). The list consisted of 2,343 prosecutorial districts, 1992 population figures, and 1992 Uniform Crime Reports Part I adult arrest data by county. From this file the Census Bureau drew a stratified systematic sample. The 2,343 prosecutorial districts were grouped into 6 strata, depending on the number of Part I adult arrests in 1992. Within each stratum, districts were systematically selected for the sample. A sample of 308 districts was chosen that was expected to yield a coefficient of variation of about 2 percent for variables correlated with population and arrests. A questionnaire was mailed to the chief prosecutor of each district.

Restrictions: To preserve respondent privacy, certain identifying variables are restricted from general dissemination. Users interested in obtaining these data should follow the pro-

cedures for obtaining restricted-access data collections described in the preface to this catalog.

Logical record length data format with SAS and SPSS data definition statements

Related publications:

Law Enforcement Assistance Administration
State and local prosecution and civil attorney systems. SD-T-2. Washington, DC: U.S. Government Printing Office, March 1978.

Bureau of Justice Statistics
Report to the nation on crime and justice. 2nd ed. NCJ 105506. Washington, DC: U.S. Government Printing Office, March 1988.

Bureau of Justice Statistics
National prosecutors survey. Washington, DC: U.S. Government Printing Office, biennial.

National prosecutors survey, 1990

(ICPSR 9579)

Note: The dataset contains weights for analyses on a per-county basis and on a per-prosecutor basis.

Extent of collection: 1 data file + machine-readable documentation (text) + OSIRIS dictionary + SAS data definition statements + SPSS data definition statements + data collection instrument + machine-readable frequencies

Extent of processing: MDATA.ICPSR/
FREQ.ICPSR/ UNDOCHK.ICPSR/ RECODE

rectangular file structure
300 cases
171 variables
309-unit-long record
1 record per case

National prosecutors survey, 1992

(ICPSR 6273)

Summary: New areas of concern in 1992 included staffing, turnover, recruitment, new kinds of felonies, problem cases, scientific evidence, computerization, staff training, drug testing, and the personal risks associated with the role of prosecutor.

Extent of collection: 1 data file + machine-readable documentation (text) + SAS data definition statements + SPSS data definition statements + data collection instrument

Extent of processing: MDATA/ RECODE/
UNDOCCHK.ICPSR

rectangular file structure
271 cases
448 variables
670-unit-long record
1 record per case

National prosecutors survey, 1994

(ICPSR 6785)

Summary: This survey added queries on cross-designation of state prosecutors to try cases in federal court, juvenile transfers to criminal court, personal liability insurance for prosecutors, and involvement with community-based drug abuse programs. Variables include whether certain categories of felony prosecution, such as gangs, hate crimes, domestic violence, stalking, fraud, or child abuse or abduction, were handled; whether DNA evidence, videotape, expert or child witnesses, polygraph tests, or wiretap evidence were used in trials; types of intermediate sanctions used, including house arrest, electronic monitoring, work release, substance abuse rehabilitation or therapy, community service, and fines or restitution; information on problem cases; personal risks associated with the role of the prosecutor; civil actions against prosecutors; criminal defense of indigent offenders; staffing; workload; funding; whether the defendant's criminal history was used in trials; juvenile matters; relationships with victims and other persons aiding prosecution; computerization; and community leadership.

Extent of collection: 1 data file + machine-readable documentation (PDF) + SAS data definition statements + SPSS data definition statements + data collection instrument (PDF)

Extent of processing: CDBK.ICPSR/ MDATA/
UNDOCCHK.ICPSR/ RECODE/ DDEF.ICPSR/
FREQ.ICPSR/ REFORM.DATA/ REFORM.DOC

rectangular file structure
275 cases
433 variables
629-unit-long record
1 record per case

National prosecutors survey, 1996

(ICPSR 2433)

Summary: Variables included in this survey cover staffing, workload, funding, what type of computer access the office had, whether the office was part of an integrated computerized system with other specific criminal agencies, the use of DNA evidence in plea negotiations of felony trials, which laboratories performed these DNA analyses, juvenile matters, and risks associated with the role of the prosecutor, such as threatening letters or calls, face-to-face assaults, or batter/assaults.

Extent of collection: 1 data file + machine-readable documentation (PDF) + SAS data definition statements + SPSS data definition statements

Extent of processing: CDBK.ICPSR/ RECODE/
MDATA.PR/ UNDOCCHK.ICPSR/ DDEF.ICPSR/
REFORM.DOC/ FREQ.ICPSR/ REFORM.DATA

rectangular file structure
280 cases
127 variables
304-unit-long record
1 record per case

Bureau of Justice Statistics,
U.S. Dept. of Justice

National survey of court organization: Courts and court division, 1971-1972

(ICPSR 7640)

Summary: The purpose of this study was to document the existing organization of courts in the 50 states and the District of Columbia as of 1971-1972. The survey covers all appellate courts, courts of general jurisdiction, special courts, and other courts of limited jurisdiction. Excluded were justices of the peace and similar magistrates whose compensation is solely on a direct fee basis, and courts of limited or special jurisdiction located in municipalities or townships with a 1960 population of less than 1,000. The data for courts include information on the organization of the court, geographic location, type of court, level of government administering the court, number, types, and full- or part-time status of judicial and other personnel, method of appealing cases, location of court records, and types of statistics. Court subdivision variables cover organization of the courts, geographic location, type of court,

level of government administering the court, types of jurisdiction, percentage of judges' time spent on types of cases, availability of jury trials, and length of sentence and amounts of fines which may be imposed by the court.

Note: (1) This study was conducted for the Bureau of Justice Statistics (formerly the Law Enforcement Assistance Administration) by the Governments Division of the United States Census Bureau. (2) Data and documentation were originally prepared by the Center for Advanced Computation, University of Illinois, Urbana.

Extent of collection: 1 data file + machine-readable documentation (text) + SAS data definition statements + SPSS data definition statements

Extent of processing: CDBK.ICPSR/ RECODE/ UNDOCCHK.ICPSR/ DDEF.ICPSR/ MDATA.ICPSR

Data format: Logical record length and card image with SAS and SPSS data definition statements

rectangular file structure
18,714 cases
117 variables
202-unit-long record
3 records per case

Related publication:
Bureau of Justice Statistics
"National survey of court organization."
Stock No. 2700-00228. Washington, DC:
U.S. Government Printing Office.

Bureau of Justice Statistics,
U.S. Dept. of Justice

National survey of indigent defense systems (NSIDS), 1999

(ICPSR 3081)

Summary: This survey collected nationwide data in order to: (1) identify the number and characteristics of publicly financed indigent defense systems and agencies in the United States, (2) measure how legal services were provided to indigent criminal defendants in terms of caseloads, workloads, policies, and practices, and (3) describe the types of offenses handled by indigent defense system

organizations. The study was initially designed to permit measurable statistical estimates at the national level for each region of the United States, for individual states, and for the 100 most populous counties, including the District of Columbia. However, due to resource and financial constraints, the study was scaled back to collect indigent criminal defense data at the trial level for (1) the 100 most populous counties, (2) 197 counties outside the 100 most populous counties, and (3) states that entirely funded indigent criminal defense services.

Universe: The universe for Phase 1 consisted of indigent criminal defense programs that handled felony cases at the trial level in the 100 most populous counties in the United States. These counties were selected with certainty from a list of approximately 3,100 counties and independent cities in the United States ranked according to 1997 intercensal population estimates. The universe for Phase 2 consisted of counties outside of the 100 most populous and state-funded indigent criminal defense services.

Sampling: Stratified probability sample of 734 counties.

Extent of collection: 6 data files + machine-readable documentation (PDF) + SAS data definition statements + SPSS data definition statements

Extent of processing: CDBK.ICPSR/ SCAN/ CONCHK.ICPSR/ UNDOCCHK.ICPSR/ RECODE/ REFORM.DATA/ DDEF.ICPSR/ REFORM.DOC

Logical record length data format with SAS and SPSS data definition statements

**Part 1
Program data for the 100 most populous counties**

rectangular file structure
181 cases
620 variables
2,543-unit-long record
1 record per case

**Part 2
Expenditure data for the 100 most populous counties**

rectangular file structure
69 cases
116 variables
556-unit-long record
1 record per case

Part 3

Expenditure data for counties outside of the 100 most populous

rectangular file structure

197 cases

79 variables

482-unit-long record

1 record per case

Part 4

Program data for states that entirely fund indigent criminal defense services

rectangular file structure

31 cases

621 variables

2,545-unit-long record

1 record per case

Part 5

Verbatim program data for the 100 most populous counties

rectangular file structure

686 cases

6 variables

308-unit-long record

1 record per case

Part 6

Verbatim program data for states that entirely fund indigent criminal defense services

rectangular file structure

100 cases

6 variables

308-unit-long record

1 record per case

Buzawa, Eve, Gerald T. Hotaling, Andrew Klein, and James Byrne

Response to domestic violence in the Quincy, Massachusetts, District Court, 1995-1997

(ICPSR 3076)

This study was sponsored by U.S. Dept. of Justice, National Institute of Justice. The grant number is 95-IJ-CX-0027.

Summary: The Quincy, Massachusetts, District Court initiated an aggressive, pro-intervention strategy for dealing with domestic violence cases in 1986. This study was funded to examine the workings of this court and its impact on the lives of victims. The four main goals of the research were: (1) to describe the workings of the primary components of this model jurisdiction in its response

to domestic violence, specifically (a) what the police actually did when called to a domestic violence incident, (b) decisions made by the prosecutor's office and the court in their handling of these incidents, (c) how many victims talked to a victim advocate, and (d) how many offenders received batterer treatment and/or were incarcerated, (2) to describe the types of incidents, victims, and offenders seen in a full enforcement jurisdiction to determine if the types of cases coming to attention in such a setting looked similar to cases reported in studies from other jurisdictions, (3) to interview victims to hear directly about their experiences with a model court, and (4) to examine how well this model jurisdiction worked in preventing revictimization. Data used in this study were based on domestic violence cases that resulted in an arrest and arraignment before the Quincy District Court (QDC) during a seven-month study period. Six types of data were collected for this study: (1) The offender's criminal history prior to the study and for one year subsequent to the study incident were provided by the QDC's Department of Probation from the Massachusetts Criminal Records System Board. (2) Civil restraining order data were provided by the Department of Probation from a statewide registry of civil restraining orders. (3) Data on prosecutorial charges for up to three domestic violence related charges were provided by the Department of Probation. (4) Data on defendants who attended batterer treatment programs were provided by directors of two such programs that served the QDC. (5) Police incident reports from the seven departments served by the QDC were used to measure the officer's perspective and actions taken relating to each incident, what the call for service involved, characteristics of the incident, sociodemographics of the participants, their narrative descriptions of the incident, and their stated response. (6) Interviews with victims were conducted one year after the occurrence of the study incident. Variables from administrative records include date and location of incident, number of suspects, age and race of victims and offenders, use of weapons, injuries, witnesses, whether there was an existing restraining order and its characteristics, charges filed by police, number and gender of police officers responding to the incident, victim's state at the time of the incident, offender's criminal history, and whether the offender participated in batterer treatment. The victim survey collected data on the victim's education and employment status, current living arrangement, relationship with offender, how the victim responded to the incident, how afraid the victim was, victim's

opinions of police and the prosecutor, victim's sense of control, satisfaction with the court, victim's past violent relationships and child sexual abuse, victim's opinions on what the criminal justice system could do to stop abuse, and whether the victim obtained a restraining order.

Universe: All male-to-female domestic violence cases handled by the Quincy, Massachusetts, District Court between June 1995 and February 1996.

Restrictions: The data are restricted from general dissemination. Users interested in obtaining these data should follow the procedures for obtaining restricted-access data collections described in the preface to this catalog.

Extent of collection: 1 data file + machine-readable documentation (PDF) + SAS data definition statements + SPSS data definition statements

Extent of processing: MDATA.PR/ MDATA.ICPSR/ UNDOCCHK.ICPSR/ CDBK.ICPSR/ DDEF.ICPSR/ SCAN/ REFORM.DATA/ REFORM.DOC

Logical record length data format with SAS and SPSS data definition statements

rectangular file structure
353 cases
377 variables
702-unit-long record
1 record per case

Related publications:
Buzawa, Eve, Gerald T. Hotaling, Andrew Klein, and James Byrne
"Response to domestic violence in a pro-active court setting" (Final Report). NCJ 181427. Washington, DC: National Institute of Justice, 1999.

Buzawa, Eve, Gerald T. Hotaling, Andrew Klein, and James Byrne
"Response to domestic violence in a pro-active court setting" (Executive Summary). NCJ 181428. Washington, DC: National Institute of Justice, 1999.

Chaiken, Marcia R.

Selecting career criminals for priority prosecution, 1984-1986: Los Angeles County, California and Middlesex County, Massachusetts

(ICPSR 8980)

This study was sponsored by the U.S. Dept. of Justice, National Institute of Justice. The grant number is 84-IJ-CX-0055.

Summary: Collection of these data was undertaken in order to develop offender classification criteria that could be used to identify career criminals for priority prosecution. In addition to the crime records obtained from official sources and defendants' self-reports, information about prosecutors' discretionary judgments on sampled cases was obtained from interviews of prosecutors and case review forms completed by attorneys. Respondent and nonrespondent files, taken from official court records, contain information on current and past records of offenses committed, arrests, dispositions, sentences, parole and probation histories, substance abuse records, juvenile court appearances, criminal justice practitioners' assessments, and demographic characteristics. The prosecutor interview files contain variables relating to prosecutors' opinions on the seriousness of the defendant's case, subjective criteria used to decide suitability for prosecution, and case status at intake stage. Information obtained from prosecutors' case review forms includes defendants' prior records and situational variables related to the charged offenses. The self-report files contain data on the defendants' employment histories, substance abuse and criminal records, sentence and confinement histories, and basic socioeconomic characteristics. Class IV

Universe: All males prosecuted in Los Angeles County and Middlesex County for burglary, homicide, and robbery between 1984 and 1986.

Sampling: The sample was a random subset of male priority prosecuted defendants not prosecuted as career criminals but originally charged with crimes such as homicide, burglary, and robbery.

Note: In the self-report surveys of defendants, multiple indicators were included to assess reliability of responses. Data on Los Angeles nonrespondents were also collected to examine the possible response bias.

Extent of collection: 9 data files

Card image data format

Part 1

Respondents: Los Angeles County 1

rectangular file structure

84 cases

416 variables

80-unit-long record

53 records per case

Part 2

Nonrespondents: Los Angeles County 1

rectangular file structure

1 case

416 variables

80-unit-long record

53 records per case

Part 3

Respondents: Los Angeles County 2

rectangular file structure

200 cases

399 variables

80-unit-long-record

51 records per case

Part 4

Nonrespondents: Los Angeles County 2

rectangular file structure

26 cases

399 variables

80-unit-long record

51 records per case

Part 5

Respondents: Middlesex County

rectangular file structure

190 cases

391 variables

80-unit-long record

51 records per case

Part 6

Prosecutors: Los Angeles County

rectangular file structure

298 cases

7 variables

80-unit-long record

1 record per case

Part 7

Prosecutors: Middlesex County

rectangular file structure

181 cases

48 variables

80-unit-long record

6 records per case

Part 8

Self response: Los Angeles County

rectangular file structure

298 cases

377 variables

80-unit-long record

10 records per case

Part 9

Self response: Middlesex County

rectangular file structure

202 cases

377 variables

80-unit-long record

10 records per case

Related publication:

Chaiken, Marcia R., and Jan M. Chaiken

"Selecting career criminals for priority prosecution" (Unpublished Final Report).

Washington, DC: National Institute of Justice, 1987.

Chapper, Joy A., and Roger A. Hanson

Alternative procedures for reducing delays in criminal appeals: Sacramento, Springfield, and Rhode Island, 1983-1984

(ICPSR 9965)

This study was sponsored by the U.S. Dept. of Justice, National Institute of Justice. The grant number is 85-IJ-CX-0051.

Summary: This data collection investigates the effectiveness of alternative approaches to reducing delays in criminal appeals. Interviews were conducted with court representatives from districts employing differing alternatives. These districts and approaches are (1) case management in the Illinois Appellate Court, Fourth District, in Springfield, (2) staff screening for submission without oral argument in the California Court of Appeals, Third District, in Sacramento, and (3) fast-tracking procedures in the Rhode Island Supreme Court. Parallel interviews were conducted in public defenders' offices in three additional locations: Colorado, the District of Columbia, and Minnesota. Questions focused on the backlogs courts were facing, the reasons for the backlogs, and the consequences. Participants were asked about the fairness and possible consequences of procedures employed by their courts and other courts in this study. Case data were acquired from court

records of the Springfield, Sacramento, and Rhode Island courts. Class III

Universe: Judges, attorneys, staff, and criminal appeal cases in the California Court of Appeals, Third District, in Sacramento, the Illinois Appellate Court, Fourth District, in Springfield, and the Rhode Island Supreme Court.

Sampling: The three court districts in this study were chosen because they employed alternative procedures to reduce delays in criminal appeals, because the different approaches were succeeding, and because the approaches were representative of alternatives in dealing with criminal appeals. Attempts were made to interview individuals in varying positions in the appeals courts.

Extent of collection: 2 data files + machine-readable documentation (text) + SAS data definition statements + SPSS data definition statements + data collection instrument

Extent of processing: CONCHK.ICPSR/ MDATA/ UNDOCCHK.ICPSR

Card image data format with SAS and SPSS data definition statements

Part 1

Appellate questionnaire data

rectangular file structure

127 cases

77 variables

79-unit-long record

3 records per case

Part 2

Case data

rectangular file structure

1,059 cases

45 variables

80-unit-long record

2 records per case

Related publications:

Chapper, Joy A., and Roger A. Hanson
Managing the criminal appeals process. Washington, DC: Justice Resources, 1987.

Hanson, Roger A., and Joy A. Chapper
Organizing the criminal appeals process: The views of judges, government attorneys and defense counsel. Washington, DC: Justice Resources, 1987.

Chapper, Joy A., and Roger A. Hanson
How to handle criminal appeals. Washington, DC: Justice Resources, 1987.

Church, Thomas W., Jr.

Assessing local legal culture: Practitioner norms in four criminal courts, 1979

(ICPSR 7808)

This study was sponsored by the U.S. Dept. of Justice, National Institute of Justice. The grant number is 78-MU-AX-0023.

Summary: This study attempted to operationalize the concept of local legal culture by examining differences in the processing of twelve hypothetical criminal cases in four criminal courts. Questionnaires asking how these hypothetical cases should best be handled were administered to judges, district attorneys, and defense attorneys in four cities: Bronx County (New York City), New York; Detroit, Michigan; Miami, Florida; and Pittsburgh, Pennsylvania. In each city, the presiding judge, prosecutor, and head of the public defender's office were informed of the project. Questionnaires were distributed to prosecuting attorneys and public defenders by their supervisors. Judges were contacted in person or given questionnaires with a cover letter from the presiding judge. All questionnaires were completed anonymously and returned separately by respondents. The variables include number of years respondent had been in the criminal justice system, preferred mode of disposition and of sentencing for each of the twelve cases, and respondents' predictions of the probability of conviction in each case.

Universe: Judges, district attorneys, and defense attorneys in four United States cities.

Extent of collection: 1 data file + machine-readable documentation (text) + OSIRIS dictionary + SAS data definition statements + SPSS data definition statements

Extent of processing: CDBK.ICPSR/ RECODE/ MDATA.ICPSR/ DDEF.ICPSR/ UNDOCCHK.ICPSR

Logical record length data format with SAS and SPSS data definition statements

rectangular file structure

242 cases

114 variables

193-unit-long record

1 record per case

Clements, William H.

Effectiveness of client specific planning as an alternative sentence, 1981-1982: Washington, DC, and Fairfax, Montgomery, and Prince George counties

(ICPSR 8943)

This study was sponsored by the U.S. Dept. of Justice, National Institute of Justice. The grant number is 85-IJ-CX-0047.

Summary: This data collection was designed to evaluate the Client Specific Planning (CSP) program of the National Center on Institutions and Alternatives (NCIA). The CSP program offers nonincarcerative sentencing options and alternatives prepared for judges and presented by an NCIA caseworker. The study measures the impact of the program on sentence length, sentence severity, the effectiveness of the program at diverting serious felony offenders from incarceration, and the rate, type, seriousness, and timing of recidivism in a 24-month post-sentence risk period. Variables are provided for each defendant on demographic characteristics, criminal history, prior counseling experiences, prior incarceration, charges and dispositions of the recidivist arrests, and types of sentencing alternatives recommended in the CSP program. Class IV

Extent of collection: 1 data file + machine-readable documentation (text)

Card image data format

rectangular file structure
258 cases
436 variables
80-unit-long record
15 records per case

Related publication:

Clements, William H.
"The effectiveness of client specific planning as an alternative sentence." Unpublished Ph.D. dissertation, University of Delaware, 1987.

Cole, George F., and Barry Mahoney

Fines as a criminal sanction: Practices and attitudes of trial court judges in the United States, 1985

(ICPSR 8945)

This study was sponsored by the U.S. Dept. of Justice, National Institute of Justice. The grant number is 84-IJ-CX-0012.

Summary: These data were collected to examine the practice and views of state trial court judges with respect to their use of fines as a criminal sanction. Respondents were asked about the composition of their case-loads, sentencing practices (including fines imposed for various circumstances), available information about the offender at time of sentencing, enforcement, collection procedures in their courts, and their attitudes toward the use of fines. In addition to questions concerning the judges' use of fines and other sanctions, the questionnaire presented the judges with hypothetical cases. Class IV

Universe: All state court judges of general jurisdiction and limited, but not special, jurisdiction in the United States.

Sampling: Stratified random sample.

Extent of collection: 1 data file

Card image data format

rectangular file structure
1,265 cases
144 variables
80-unit-long record
3 records per case

Related publication:

Cole, G.F., B. Mahoney, M. Thornton, and R.A. Hanson

"The practices and attitudes of trial court judges regarding fines as a criminal sanction." Williamsburg, VA: National Center for State Courts, 1987.

Collins, James J.

Alternative probation strategies in Baltimore, Maryland

(ICPSR 8355)

This study was sponsored by the U.S. Dept. of Justice, National Institute of Justice. The grant number is 81-IJ-CX-0005.

Summary: The purpose of this study was to assess the relative cost-effectiveness of supervised probation, unsupervised probation, and community service. Data were collected from several sources: input-intake forms used by the State of Maryland, probation officers' case record files, Maryland state police rap sheets, FBI sources, and interviews with Maryland probationers. Nonviolent, less serious offenders who normally received probation sentences of 12 months or less were offered randomly selected assignments to one of three treatment methods over a five-month period. Baseline data for probationers in each of the three samples were drawn from an intake form that was routinely completed for cases. An interim assessment of recidivism was made at the midpoint of the intervention for each probationer using information drawn from police records. Probationers were interviewed six and twelve months after probation ended. Demographic information on the probationers includes sex, race, age, birthplace, marital status, employment status, and education.

Universe: Nonviolent criminal offenders who committed less serious crimes in Maryland.

Note: (1) Data for two interviews with each of the 371 probationers are contained in Parts 5-8. (2) For Parts 5-8, the number of records per case varies, with each part having at least five records per case.

Extent of collection: 8 data files + machine-readable documentation (PDF)

Extent of processing: REFORM.DOC/ SCAN

Logical record length and card image data formats

Part 1

Intake file

rectangular file structure
371 cases
51 variables
147-unit-long record
1 record per case

Part 2

Case record file

rectangular file structure
225 cases
64 variables
87-unit-long record
1 record per case

Part 3

Summary of offenses file

rectangular file structure
371 cases
13 variables
24-unit-long record
1 record per case

Part 4

Offense file

rectangular file structure
1,794 cases
5 variables
17-unit-long record
1 record per case

Part 5

Round 1, first interview

rectangular file structure
approx. 180 variables
80-unit-long record

Part 6

Round 2, second interview for round 1

rectangular file structure
approx. 180 variables
80-unit-long record

Part 7

Round 3, first interview

rectangular file structure
approx. 180 variables
80-unit-long record

Part 8

Round 4, second interview for round 3

rectangular file structure
approx. 180 variables
80-unit-long record

Corrothers, Helen G.

Availability and use of intermediate sanctions by judges and corrections professionals in the United States, 1994

(ICPSR 6788)

This study was sponsored by the U.S. Dept. of Justice, National Institute of Justice. The grant number is 93-IJ-CX-0001.

Summary: This survey is part of a larger project designed to explore ways to increase the availability and use of intermediate sanctions (IS) on a national level without jeopardizing public safety. A model for an Intermediate Punishment System is suggested. The survey was undertaken to ascertain attitudes and practices concerning IS for three groups: state and federal judges (Part 3), correctional system administrators responsible for community corrections in their state or jurisdiction (Part 1), and program directors who actually operated community programs (Part 2). The units of analysis were intermediate sanctions/programs operating in jurisdictions across the United States. Data were collected on the availability and frequency of use of IS, as well as costs, client/staffing ratios, use of rehabilitative programming, respondents' opinions concerning the field's needs, and program eligibility criteria. Information was also gathered on how decisions were made to place offenders into the various programs, program outcome and whether the program was viewed as being successful (and how this was measured), and types of new programs needed.

Universe: Intermediate sanctions/programs operating in jurisdictions across the United States.

Sampling: A 10-percent random sample was used for the judges survey. Both federal and state jurisdictions were sampled—federal district courts and state courts of general jurisdiction. Officials responsible for community corrections in each jurisdiction were selected from the "1993 Directory of Juvenile and Adult Correctional Departments, Agencies, and Paroling Authorities." System administrators were asked to identify personnel who actually operated their IS programs.

Extent of collection: 3 data files + machine-readable documentation (PDF) + SAS data definition statements + SPSS data definition statements + data collection instruments (PDF)

Extent of processing: DDEF.ICPSR/ SCAN/ CDBK.ICPSR/ UNDOCCHK.ICPSR/ REFORM.DATA/ REFORM.DOC/ MDATA.ICPSR

Logical record length data format with SAS and SPSS data definition statements

Part 1
Administrators data file
rectangular file structure
50 cases
28 variables
394-unit-long record
1 record per case

Part 2
Project directors data file
rectangular file structure
159 cases
102 variables
950-unit-long record
1 record per case

Part 3
Judges data file
rectangular file structure
319 cases
102 variables
739-unit-long record
1 record per case

Related publication:
Corrothers, Helen G.

"Intermediate sanctions: Developing an intermediate punishment system model" (Final Report). Washington, DC: National Institute of Justice, 1995.

Cunniff, Mark A.

Penal code citations: Sentencing in 18 American felony courts, 1983

(ICPSR 8396)

Summary: The purpose of this study was to describe sentencing outcomes in 18 jurisdictions across the United States based on sentences actually imposed on adjudicated felons. Such descriptive information provides an overview of how sentencing is operating in a jurisdiction as a whole and supplies a baseline against which the impact of changes in sentencing codes and practices can be assessed. The data focus on sentences handed down in courts of general jurisdiction for selected crimes of homicide, rape, robbery, aggravated assault, burglary, theft, and drug trafficking.

Extent of collection: 19 data files + machine-readable documentation (text) + OSIRIS dictionaries + SAS data definition statements + SPSS data definition statements

Extent of processing: CDBK.ICPSR/ RECODE/ MDATA.ICPSR/ DDEF.ICPSR/ UNDOCCHK.ICPSR

Logical record length data format with SAS and SPSS data definition statements

Parts 1-18

Jurisdictions 1-2, 4-15, 17-20

rectangular file structure

146 to 1,284 cases per part

24 variables

57-unit-long record

1 record per case

Part 19

All jurisdictions

rectangular file structure

14,876 cases

24 variables

57-unit-long record

1 record per case

Related publication:

Cunniff, Mark A.

The scales of justice: Sentencing out in 18 felony courts. Washington, DC: U.S. Government Printing Office, 1984.

Cunniff, Mark A.

Sentencing outcomes in 28 felony courts, 1985 [United States]

(ICPSR 8708)

Summary: The purposes of this study are to describe sentencing outcomes in felony courts for selected serious offenses — homicide, rape, robbery, aggravated assault, burglary, larceny, and drug trafficking — and to establish a statistical series on sentencing outcomes in felony courts throughout the United States. The jurisdictions consist of cities and counties with an average population of 1.1 million persons. Among the jurisdictions the sentencing schemes available varied, with both determinate and indeterminate sentencing practices in operation. The study distinguishes between core informational items such as criminal charges, the type of sentence imposed and the terms of the prison sentence, and optional items such as the characteristics of the offense and the defendant, and how the case was processed.

Universe: Twenty-eight jurisdictions with populations ranging from 294,000 to 7,900,000.

Sampling: All sentences meted out in courts of general jurisdictions for seven felony offenses. Sampling was low for homicide and rape but higher for burglary, larceny, and drug trafficking. The cases are weighted by the inverse of their sampling ratio with 23,389 records adjusted to represent 71,231 weighted records.

Extent of collection: 1 data file + machine-readable documentation (text) + OSIRIS dictionary + SAS data definition statements + SPSS data definition statements

Extent of processing: CDBK.ICPSR/ RECODE/ MDATA.ICPSR/ DDEF.ICPSR/ UNDOCCHK.ICPSR

Logical record length data format with SAS and SPSS data definition statements

rectangular file structure

23,389 cases

28 variables

130-unit-long record

2 records per case

Cunniff, Mark A., and the National Association of Criminal Justice Planners

A sentencing postscript: Felony probationers under supervision in the community, 1983

(ICPSR 8647)

Summary: This study provides an overview of how the supervision of a class of felony probationers operates in a jurisdiction, and gives a baseline against which the impact of changes to probationary supervision can be measured. The objectives of this study were to describe the demographic characteristics of probationers, the nature and level of supervision that probationers receive, the extent and types of specified conditions imposed on probationers, the degree of probationer compliance with these specified conditions, the extent to which probationers are arrested and/or subjected to probationary disciplinary hearings while under supervision, and the exit status of probationers from community supervision.

Universe: Convicted adult felons sentenced to probation for the crimes of homicide, rape, robbery, aggravated assault, burglary, larceny, and drug trafficking.

Sampling: Sampling rates varied by type of crime and jurisdiction, with the desired goal

of 30 cases for each type of crime in each of the jurisdictions.

Extent of collection: 4 data files + machine-readable documentation (text) + OSIRIS dictionary + SAS data definition statements + SPSS data definition statements

Extent of processing: CDBK.ICPSR/ RECODE/ MDATA.ICPSR/ DDEF.ICPSR/ UNDOCK.ICPSR

Logical record length data format with SAS and SPSS data definition statements

Part 1

Probation hearings and new arrests

rectangular file structure

1,161 cases

35 variables

64-unit-long record

1 record per case

Part 2

Financial conditions

rectangular file structure

1,601 cases

34 variables

102-unit-long record

1 record per case

Part 3

Behavioral conditions

rectangular file structure

1,024 cases

21 variables

33-unit-long record

1 record per case

Part 4

Master file on probation

rectangular file structure

2,648 cases

26 variables

42-unit-long record

1 record per case

Related publications:

Bureau of Justice Statistics

"Report to the nation on crime and justice:

The data." Washington, DC: U.S. Dept. of

Justice, 1983.

National Association of Criminal Justice

Planners

"The scales of justice: Sentencing outcomes in 18 felony courts." Washington, DC: National Association of Criminal Justice Planners, 1984.

Federal Judicial Center

Judicial district data book, 1983: [United States]

(ICPSR 8439)

Summary: The Federal Judicial Center contracted with Claritas Corporation to produce the three data files in this collection from the Census Bureau's 1983 County and City Data Book. The data, which are summarized by judicial units, were compiled from a county-level file and include information on area and population, households, vital statistics, health, income, crime rates, housing, education, labor force, government finances, manufacturers, wholesale and retail trade, service industries, and agriculture.

Universe: All federal court units including federal district courts, administrative divisions, jury divisions, and circuit courts.

Extent of collection: 3 data files + machine-readable documentation (PDF)

Extent of processing: MDATA.PR/ REFORM.DOC/ SCAN

Logical record length data format

Part 1

Federal judicial districts

rectangular file structure

92 cases

233 variables

2,751-unit-long record

1 record per case

Part 2

Federal administrative divisions

rectangular file structure

204 cases

233 variables

2,751-unit-long record

1 record per case

Part 3

Federal jury divisions

rectangular file structure

320 cases

233 variables

2,751-unit-long record

1 record per case

Federal Judicial Center

Long-range planning survey of federal judges, 1992: [United States]

(ICPSR 6544)

Summary: In October 1992, the Federal Judicial Center surveyed nearly all federal judges on a wide range of issues of concern to the federal courts. The survey was conducted for two purposes: to inform the deliberations of the Judicial Conference Committee on Long-Range Planning and to provide information for the Center's congressionally-mandated study of structural alternatives for the federal courts of appeals. Although the purposes were distinct, the areas of interest overlapped, resulting in a survey instrument that addressed many issues at differing levels of detail. The survey questions dealt with the nature and severity of problems in the federal courts, structure and relationships, jurisdiction size and resources, administration and governance, discovery, juries, criminal sanctions, deciding appeals in the current system, availability and compensation of counsel, and methods of civil dispute resolution.

Universe: Federal judges in the United States.

Sampling: A data collection instrument was mailed to anyone who was, as of October 1992, an active or senior circuit or district judge, a judge on the Court of International Trade or the Court of Federal Claims, a bankruptcy judge, or a full-time or part-time magistrate judge.

Note: Frequencies are available in hardcopy form only upon request from ICPSR.

Extent of collection: 1 data file + machine-readable documentation (text) + SAS data definition statements + SPSS data definition statements

Extent of processing: DDEF.ICPSR/MDATA.PR/RECODE/CONCHK.ICPSR/UNDOCCHK.ICPSR

Logical record length data format with SAS and SPSS data definition statements

rectangular file structure
1,489 cases
145 variables
147-unit-long record
1 record per case

Geiselman, R. Edward, Karen J. Saywitz, and Gail K. Bornstein

Effects of cognitive interviewing, practice, and interview style on children's recall performance in California, 1989-1990

(ICPSR 9789)

This study was sponsored by the U.S. Dept. of Justice, National Institute of Justice. The grant number is 88-IJ-CX-0033.

Summary: This data collection, designed to improve the quality of children's testimony in court, evaluates how different types of interview formats affect the completeness and accuracy of children's recall performance. Specifically, the study assesses the impact of a "practice interview" about an event on the completeness and accuracy of later reports about a second, unrelated event. Three interview conditions were employed, and each condition consisted of both a practice interview and a target interview. The three conditions were RS, RC, and CC, where "R" represents a practice session with rapport-building only, "S" represents a target interview that contained all components of the standard interview procedure, and "C" represents either a practice or target interview that contained all components of the cognitive interview procedure. In rapport-building sessions, interviewers talked about school activities, family life, and favorite games with the child. In standard and cognitive interview sessions, the rapport-building sessions were followed by a request from the interviewer for the child to verbalize a narrative account of "what happened" during an event that had been previously staged by the experimenter. This narrative account was then followed by the interviewer's request for additional information about the event. Cognitive interviews also included several additional questions that were hypothesized to improve recall performance. The number of correct items recalled and the number of incorrect items generated were used to compare the performance of children in the three interview conditions.

Universe: All third- and sixth-graders in California.

Sampling: Convenience sample of 34 third-graders between the ages of 8 and 9 years, and 56 sixth-graders between the ages of 11 and 12.

Extent of collection: 1 data file + machine-readable documentation (PDF) + SAS data

definition statements + SPSS data definition statements

Extent of processing: UNDOCCHK.PP/
DDEF.ICPSR/ REFORM.DOC

Logical record length data format with SAS
and SPSS data definition statements

rectangular file structure

92 cases

10 variables

25-unit-long record

1 record per case

Related publication:

Geiselman, R.E., K.J. Saywitz, and G.K.
Bornstein

"Effects of cognitive interviewing, practice,
and interview style on children's recall
performance" (Final Report and Research
Brief). Washington, DC: National Institute of
Justice, 1991.

Gibson, James L.

United States Supreme Court judicial database, Phase II: 1953-1993

(ICPSR 6987)

Summary: The purpose of this data collection was to record information about the cases, litigants, amicus participants, and the opinions decided by the Supreme Court under the tenure of Chief Justices Earl Warren (1953-1969) and Warren Burger (1969-1986) and others through 1993. The approach of this study was to proceed deductively, rather than seek to infer values of a particular group of justices. This method allows the investigation of value conflicts that are not litigated, as well as the value conflicts represented in Supreme Court opinions. Opinions are coded on the basis of their literal content, and the data are organized around the opinions. There are eight types of opinions. Within each type, up to six topics are coded, and within each topic, up to two values are coded. There are three integrated parts to this study, each of which can be linked to the other files by specific variables. Part 1, Supreme Court Database, contains basic case attributes from **United States Supreme Court judicial database, 1953-1993 terms** (ICPSR 9422) and the opinions given in the cases. Part 2, Briefs, gives information on the filers and co-

filers for cases in which amicus curie briefs were filed. Part 3, Groups, lists the litigants' names. The distinct aspects of the Court's decisions are covered by six types of variables in Part 1: (1) identification variables including case citation, docket number, unit of analysis, and number of records per unit of analysis, (2) background variables offering information on origin of case, source of case, reason for granting cert, parties to the case, direction of the lower court's decision, and manner in which the Court takes jurisdiction, (3) chronological variables covering date of term of court, chief justice, and natural court, (4) substantive variables including multiple legal provisions, authority for decision, issue, issue areas, and direction of decision, (5) outcome variables supplying information on form of decision, disposition of case, winning party, declaration of unconstitutionality, and multiple memorandum decisions, and (6) voting and opinion variables pertaining to the vote in the case and to the direction of the individual justices' votes.

Universe: United States Supreme Court decisions.

Note: (1) The data files contain undocumented codes. (2) Value labels are located in the export files provided.

Extent of collection: 3 data files + machine-readable documentation (PDF) + SAS data definition statements + SPSS data definition statements

Extent of processing: DDEF.ICPSR/ SCAN/
UNDOCCHK.PP/ REFORM.DOC

Logical record length data format with SAS
and SPSS data definition statements and
SPSS export files for Parts 1 and 2

Part 1

Supreme Court database data

rectangular file structure

7,161 cases

1,899 variables

5,578-unit long record

1 record per case

Part 2

Briefs data

rectangular file structure

7,347 cases

25 variables

112-unit long record

1 record per case

Part 3

Groups data

rectangular file structure
5,708 cases
3 variables
130-unit long record
1 record per case

Goldkamp, John S., and Michael R. Gottfredson

**Judicial decision guidelines for bail:
The Philadelphia experiment, 1981–1982**
(ICPSR 8358)

This study was sponsored by the U.S. Dept. of Justice, National Institute of Justice. The grant number is 81-IJR-C027.

Summary: The purpose of this study was to test the utility of a first version of bail guidelines. An experimental research approach was selected. A sample of judges, based upon a stratified quota sampling design, were selected from the Philadelphia Municipal Court. Eight judges were randomly selected to use guidelines or be "experimental judges"; and eight were randomly selected to be nonguidelines or "control judges." Data were taken from defendant's files and include number of suspects involved, number of different offenses charged, most serious injury experienced by the victim(s), preliminary arraignment disposition, amount of bail, socioeconomic status and demographics of the defendant, prior criminal history, and reason for granting or denying bail. There are two files in this data collection. The first contains SPSS data definition statements and the second contains data for the 1,920 cases; each case has 10 records of data. Both files have logical record lengths of 80 characters. Class IV

Grofman, Bernard

**Multnomah County [Oregon] jury
project, 1973–1976**
(ICPSR 9030)

The Multnomah County [Oregon] Jury Project, 1973–1976 was conducted as part of the Modeling Jury Decision Project funded by the National Science Foundation. These data represent a census of 32 jury panels that served from July 1973 through March 1976 in

the Fourth Circuit Court in Multnomah County (Portland) Oregon. Information was obtained for both six-member and twelve-member juries. Data were collected from the official court records, monthly juror panel summaries, and from self-administered juror demographic data sheets. Information collected includes members of the jury, their votes, the final verdict, the type of case, the name of the judge, the amount of time taken by the jury to arrive at a decision, juror's age, occupation and years in residence in Oregon, educational background, family information, and past jury and trial information. The data include both individual-level juror and aggregate jury case data. The data collection contains 199 variables, and the data are in card image format with a logical record length of 80 characters. The data include information on 6,657 jurors and 1,159 trials. There are 48,244 records with 7 records per case. Class IV

Hannaford, Paula L., Valerie P. Hans, and G. Thomas Munsterman

**Juror discussions about evidence,
1997–1998: [Arizona]**
(ICPSR 2687)

Summary: These data were collected in conjunction with an evaluation of the Arizona court reform effective December 1, 1995, to permit jurors in civil cases to discuss the evidence prior to deliberations. The datasets consist of survey responses by judges, jurors, attorneys, and litigants in all civil cases conducted in Maricopa, Pima, Mohave, and Yavapai counties in Arizona between June 15, 1997, and January 31, 1998. Civil cases in the participating courts were randomly assigned to one of two experimental conditions: (1) jurors were told they could discuss the evidence prior to deliberation according to Rule 39(f) of the Arizona Rules of Civil Procedure, or (2) jurors were told they could not discuss the evidence per the previous admonition. The datasets contain survey responses under both conditions. Part 1, Case Characteristics Data, contains information from two questionnaires completed by judges about the lawsuit, the parties, the trial procedures, and the case outcome. The data in Part 2, Juror Questionnaire Data, cover jurors' views regarding the complexity of the case, the importance of witnesses and testimonies, and attorneys' performances. The variables in Part 3, Attorney Questionnaire

Data, offer information on attorneys' opinions of the jurors, the opposing counsel, and the verdict. Part 4, Litigant Questionnaire Data, consists of litigants' views regarding the jurors and the verdict. Demographic data include respondents' gender, age, race, income, and job status.

Universe: All civil jury trials in Arizona.

Sampling: All civil jury trials conducted in Maricopa, Pima, Mohave, and Yavapai counties in Arizona from June 15, 1997, to January 31, 1998.

Extent of collection: 4 data files + machine-readable documentation (PDF) + SAS data definition statements + SPSS data definition statements

Extent of processing: CONCHK.PR/SCAN/ DDEF.ICPSR/ UNDOCCHK.PR/ UNDOCCHK.ICPSR

Logical record length data format with SAS and SPSS data definition statements

Part 1

Case characteristics data

rectangular file structure

172 cases

170 variables

772-unit-long record

1 record per case

Part 2

Juror questionnaire data

rectangular file structure

1,385 cases

80 variables

167-unit-long record

1 record per case

Part 3

Attorney questionnaire data

rectangular file structure

202 cases

27 variables

69-unit-long record

1 record per case

Part 4

Litigant questionnaire data

rectangular file structure

112 cases

19 variables

49-unit-long record

1 record per case

Related publication:

Hans, Valerie P., et al.

"The Arizona jury reform permitting civil jury trial discussions: The views of trial participants, judges, and jurors." *University of Michigan Journal of Law Reform* 32, 2 (1999), 349-377.

Hartley, Carolyn Copps, and Roxann Ryan

Prosecution and defense strategies in domestic violence felonies in Iowa, 1989-1995

(ICPSR 2811)

This study was sponsored by the U.S. Dept. of Justice, National Institute of Justice. The grant number is 95-WT-NX-0003.

Summary: This study consisted of an in-depth analysis of the trial strategies used by the prosecution and the defense in domestic violence-related felony cases. The research objectives of this study were (1) to catalog the evidentiary constraints in domestic violence-related cases — specifically, the types of character evidence and prior acts of defendants allowed during trial, (2) to show how the prosecution presented its case in domestic violence trials by identifying the key prosecution themes and strategies, (3) to present the specific evidence used by the prosecution to prove the elements of a case, and (4) to describe the themes and strategies used by the defense to counter the prosecution's case. Researchers focused on the admission of evidence of other acts of violence, known as "context" evidence, which characterized the violent relationship between the defendant and victim. The design involved a qualitative analysis of felony trial transcripts in Iowa from 1989 to 1995, in which the defendant and victim were involved in a domestic relationship. Part 1, Coded Transcript Data, contains the coded themes from the text analysis program. Background information was gathered on the length and type of relationship at the time of the incident, and the substance abuse and criminal histories of the defendant and the victim. Incident variables include current case charges, type of trial, description of physical injuries, whether hospitalization was required, type of weapon used, and whether the defendant or the victim owned a firearm. Other variables describe prosecution and defense strategies regarding evidence, identity, credibility, the nature of the relationship between the defen-

dant and the victim, the intentions of the defendant, and how the police handled the case. Demographic variables include the race of the defendant and the ages of the defendant and the victim. Parts 2-40 consist of the actual court transcripts.

Universe: All felony domestic violence cases in the state of Iowa from 1989 to 1995.

Sampling: Convenience sampling.

Note: (1) Parts 2-40 contain the actual court transcripts that were coded to create the quantitative data in Part 1. The court transcripts were sent to ICPSR as ASCII text files. ICPSR combined some of the files so that the entire transcript for each defendant is provided in a single file. ICPSR did not format the ASCII files in any way. Since most of these files have line lengths that exceed 80 characters, users interested in printing the files should use a word processing program to avoid truncating the text. (2) Parts 2-40 contain court transcripts for 39 of the 40 defendants analyzed in this study. The quality of one paper transcript was too poor for the principal investigators to scan into an electronic file and this transcript was coded by hand to obtain the data for Part 1.

Extent of collection: 40 data files + machine-readable documentation (PDF) + SAS data definition statements + SPSS data definition statements

Extent of processing: CDBK.ICPSR/ MDATA.PR/ DDEF.ICPSR/ MDATA.ICPSR/ REFORM.DATA/ UNDOCCHK.ICPSR/ REFORM.DOC

Part 1: Logical record length data format with SAS and SPSS data definition statements.
Parts 2-40: Logical record length data format

Part 1
Coded transcript data
rectangular file structure
40 cases
105 variables
247-unit-long record
1 record per case

Parts 2-40
Transcripts 1-39
53- to 3,828-unit-long record per part

Related publication:
Hartley, Carolyn Copps, and Roxann Ryan.
"Prosecution strategies in domestic violence felonies: Anticipating and meeting defense claims" (Final Report). Washington, DC: National Institute of Justice, 1998.

Heinz, John P., and Edward O. Laumann

Chicago lawyers survey, 1975

(ICPSR 8218)

The American Bar Foundation, the Russell Sage Foundation, and the National Science Foundation funded this study, which contains information collected in 1975 on attorneys in Chicago. The purpose of this data collection was to describe and analyze the social organization of the legal profession in Chicago. Several major aspects of the legal profession were investigated: the organization of lawyers' work; the social stratification within the local (Chicago) Bar Association; prestige within the profession; lawyers' personal values; career patterns and mobility; networks of association; and the "elites" within the profession. The data were collected based upon a stratified sample with simple random selection of elements within strata using *Sullivan's Law Directory* as a primary source, and as a supplementary source, *Martindale-Hubbell Law Directory*. The universe is all attorneys in the city of Chicago who are nonretired and not recent graduates from law school (one year) who had law offices. Interviews were completed by 777 attorneys, and the dataset contains approximately 870 variables. The logical record length of the data records is 1,221 characters. Class III

Extent of collection: 1 data file + machine-readable documentation (PDF) + OSIRIS dictionary

Hindus, Michael S., Theodore M. Hammett, and Barbara M. Hobson

Massachusetts Superior Court files, 1859-1959

(ICPSR 7776)

A stratified sample of 1,968 civil cases and 1,422 criminal cases was drawn from the court files of two Massachusetts counties (one urban county and one rural county). The dataset consists of 82 variables for civil cases including type of complaint, relationship between parties, relief sought and relief granted, size of file, and the historical interest of the case. Fifty-two variables exist for the criminal cases, including type of crime, pleas, sentences, appeals, size of file, and the historical interest of the case. Class IV

Related publication:

Hindus, M.S., T.M. Hammett, and B.M. Hobson

"The files of the Massachusetts Superior Court, 1859-1959: An analysis and a plan for action." Report of the Massachusetts Judicial Records Committee to the Supreme Judicial Court, Boston, 1979.

Hirsch, Ronald L.

National survey of lawyers' career satisfaction, Wave I, 1984, and Wave II, 1990

(ICPSR 8975)

Summary: The purpose of this data collection was to assess career satisfaction among young lawyers throughout the United States. The questionnaire was designed to include as many factors as possible that might reasonably affect job satisfaction. The 1984 survey solicited information on lawyers' job descriptions, educational background, psychological characteristics, and basic demographics. Other questions pertained to job setting, substantive law areas of the respondent, geographical area in which the law firm was located, time spent each day on certain projects, and job stress. The 1990 survey posed questions identical to those in the 1984 survey, and added items covering part-time work, referral plans, sexual harassment in the workplace, gender and racial biases, reasons for changing jobs, drug use, disabilities, law school activities, and weighted job satisfaction scales. Class III

Universe: For 1984 data: all lawyers admitted to the ABA in the United States prior to 1983. For 1990 data: all lawyers admitted to the ABA in the United States after 1983.

Sampling: In 1984, three target groups were identified: lawyers 36 years of age and over who belonged to the American Bar Association (ABA), members of the ABA under 36 years old, excluding law students, and all lawyers in the nonmember files kept by the ABA. A systematic random probability sample was drawn to represent each of the three groups of lawyers involved in the survey. The group of lawyers under 36 years of age was oversampled. In the 1990 survey, the 1984 respondents were reinterviewed. Also, a systematic random sample was drawn of all lawyers admitted to the Bar after 1983.

Note: In Part 1, 1984 Survey Data, the variable MATCHID can be used to match subjects in the 1984 data file with those in the 1990 data file (both files are already sorted by MATCHID). The variable RESPOND can be used to select those 1984 subjects present in the 1990 file. Missing data was not standardized in Part 2, 1990 Survey Data.

Extent of collection: 2 data files + machine-readable documentation (text) + SAS data definition statements + SPSS data definition statements + data collection instruments

Extent of processing: MDATA

Logical record length data format with SAS and SPSS data definition statements

Part 1

1984 survey data
rectangular file structure
2,281 cases
431 variables
505-unit-long record
1 record per case

Part 2

1990 survey data
rectangular file structure
2,189 cases
589 variables
1,769-unit-long record
1 record per case

Related publication:

American Bar Association

"State of the legal profession 1990." Chicago, IL: ABA Order Fulfillment Dept., 1990.

Keilitz, Susan, Paula L. Hannaford, and Hillery S. Efke

Benefits and limitations of civil protection orders for victims of domestic violence in Wilmington, Delaware, Denver, Colorado, and the District of Columbia, 1994-1995

(ICPSR 2557)

This study was sponsored by the U.S. Dept. of Justice, National Institute of Justice. The grant number is 93-IJ-CX-0035. (included on CD-ROM CD0033)

Summary: This study was designed to explore whether civil protection orders were ef-

fective in providing safer environments for victims of domestic violence and enhancing their opportunities for escaping violent relationships. The researchers looked at the factors that might influence civil protection orders, such as accessibility to the court process, linkages to public and private services and sources of support, and the criminal record of the victim's abuser, and then examined how courts in three jurisdictions processed civil protection orders. Wilmington, Delaware; Denver, Colorado; and the District of Columbia were chosen as sites because of structural differences among them that were believed to be linked to the effectiveness of civil protection orders. Since these jurisdictions each had different court processes and service models, the researchers expected that these models would produce various results and that these variations might hold implications for improving practices in other jurisdictions. Data were collected through initial and follow-up interviews with women who had filed civil protection orders. The effectiveness of the civil protection orders was measured by the amount of improvement in the quality of the women's lives after the order was in place, versus the extent of problems created by the protection orders. Variables from the survey of women include police involvement at the incident leading to the protection order, the relationship of the petitioner and respondent to the petition prior to the order, history of abuse, the provisions asked for and granted in the order, if a permanent order was not filed for by the petitioner, the reasons why, the court experience, protective measures the petitioner undertook after the order, and how the petitioner's life changed after the order. Case file data were gathered on when the order was filed and issued, contempt motions and hearings, stipulations of the order, and social service referrals. Data on the arrest and conviction history of the petition respondent were also collected.

Universe: Women who filed for protection orders in Wilmington, Delaware; Denver, Colorado; and the District of Columbia, between 1994 and 1995.

Sampling: Convenience sampling.

Restrictions: To preserve respondent privacy, certain identifying variables are restricted from general dissemination. Users interested in obtaining these data should follow the procedures for obtaining restricted-access data collections described in the preface to this catalog.

Extent of collection: 1 data file + machine-readable documentation (PDF) + SAS data definition statements + SPSS data definition statements

Extent of processing: CDBK.ICPSR/ SCAN/ DDEF.ICPSR/ MDATA.ICPSR/ REFORM.DATA/ REFORM.DOC/ RECODE/ UNDOCCHK.ICPSR

Logical record length data format with SAS and SPSS data definition statements

rectangular file structure
285 cases
367 variables
761-unit-long record
1 record per case

Related publication:

Keilitz, Susan, Paula L. Hannaford, and Hillery S. Efke

"Civil protection orders: The benefits and limitations for victims of domestic violence" (Final Report). NCJ 172223. Washington, DC: National Institute of Justice, 1996.

Kerstetter, Wayne A.

Evaluation of pretrial settlement conference, Dade County, Florida, criminal court, 1979

(ICPSR 7710)

This study was sponsored by the U.S. Dept. of Justice, National Institute of Justice. The grant number is 76-NI-99-0088.

Summary: This study reports on the implementation in Dade County, Florida, of a proposal to involve, on a voluntary basis, victims, defendants, and police in a judicial plea negotiation conference. The study was supported by a grant from the National Institute of Law Enforcement and Criminal Justice of the Law Enforcement Assistance Administration, United States Department of Justice. Parts 1-3, Defendants, Victims, and Police files, consist of responses to questionnaires given to defendants, victims, and police. The questionnaires were administered during 20-minute interviews, conducted after the case had been completed. The interview instruments were designed to collect data on three major issues: (1) the extent to which respondents reported participation in the processing of their cases, (2) respondents' knowledge of the way their cases were processed, and

(3) respondents' attitudes toward the disposition of their cases and toward the criminal justice system. Part 4 is the Conference Data File. During the pretrial settlement conference, an observer wrote down in sequence as much as possible of the verbal behavior. After the session, the observer made some subjective ratings, provided descriptive data about the conclusion of the session, and classified comments into one of the following categories: (1) Facts of the Case, (2) Prior Record, (3) Law and Practices, (4) Maximum Sentence, (5) Prediction of Trial Outcome, (6) Conference Precedent, (7) Personal Background History, and (8) Recommendations. Information in Part 5, the Case Information Data File, was drawn from court records and includes type of case, number of charges, sentence type, sentence severity (stated and perceived), seriousness of offense, date of arrest, date of arraignment, date of conference, prior incarcerations, and defendant background.

Extent of collection: 5 data files + machine-readable documentation (text) + OSIRIS dictionary + SAS data definition statements + SPSS data definition statements

Extent of processing: CDBK.ICPSR/ RECODE/ MDATA.ICPSR/ DDEF.ICPSR/ UNDOCCHK.ICPSR

Logical record length data format with SAS and SPSS data definition statements

Part 1

Defendant data file

rectangular file structure
320 cases
140 variables
219-unit-long record
1 record per case

Part 2

Victim data file

rectangular file structure
353 cases
153 variables
244-unit-long record
1 record per case

Part 3

Police data file

rectangular file structure
431 cases
95 variables
137-unit-long record
1 record per case

Part 4

Conference data file

rectangular file structure
533 cases
216 variables
285-unit-long record
1 record per case

Part 5

Case information data file

rectangular file structure
1,073 cases
92 variables
147-unit-long record
1 record per case

LaFree, Gary, and Christine Rack

Metro court project: A study of mediation and adjudication in Bernalillo County (Albuquerque), New Mexico, small claims court, 1990-1992

(ICPSR 6487)

Summary: This study used court records and interviews with disputants, litigants, and mediators in Bernalillo County, New Mexico, to compare the effects of ethnicity and gender in mediated versus adjudicated small claims disputes. Initial structured telephone interviews with both adjudicated and mediated claimants and respondents (Parts 1-4) were conducted. Follow-up questionnaires (Parts 6-8) were then administered to the initial interviewed groups. Data from mediators (Part 9) were collected from self-administered structured questionnaires. Pertinent questions from all eight survey instruments were combined into a master file (Part 5). This data collection also includes two qualitative summary files of adjudicated and mediated cases (Parts 10-11). The unit of analysis is the small claims case.

Universe: All noneviction small claims cases (less than \$5,000) with adult individuals, married couples, or businesses on both sides that proceeded to hearing or mediation with both parties present.

Sampling: A random selection of adjudicated cases and a random assignment of answered claims to mediation.

Note: (1) Parts 10 and 11 of this collection are text files that are qualitative summaries of mediated and adjudicated cases. (2) The

original questionnaires are available only in hardcopy form upon request from ICPSR.

Extent of collection: 11 data files + machine-readable documentation (text) + SAS data definition statements + SPSS data definition statements

Extent of processing: UNDOCCHK.PR/
DDEF.ICPSR/ MDATA.PR

Logical record length data format with SAS and SPSS data definition statements

**Part 1
Mediated case telephone questionnaire for respondent with a hearing**

rectangular file structure
243 cases
82 variables
167-unit-long record
1 record per case

**Part 2
Mediated case telephone questionnaire for claimant with a hearing**

rectangular file structure
252 cases
84 variables
173-unit-long record
1 record per case

**Part 3
Adjudicated case telephone questionnaire for respondent with a hearing**

rectangular file structure
230 cases
89 variables
179-unit-long record
1 record per case

**Part 4
Adjudicated case telephone questionnaire for claimant with a hearing**

rectangular file structure
284 cases
91 variables
185-unit-long record
1 record per case

**Part 5
Master file**

rectangular file structure
603 cases
48 variables
144-unit-long record
1 record per case

**Part 6
Follow-up questionnaire, adjudicated, respondent and claimant**

rectangular file structure
290 cases
15 variables
44-unit-long record
1 record per case

**Part 7
Follow-up questionnaire, mediation/ agreement reached, respondent and claimant**

rectangular file structure
170 cases
15 variables
44-unit-long record
1 record per case

**Part 8
Follow-up questionnaire, mediation/ no agreement reached, respondent and claimant**

rectangular file structure
88 cases
17 variables
27-unit-long record
1 record per case

**Part 9
Exit questionnaire for mediators**

rectangular file structure
514 cases
80 variables
268-unit-long record
1 record per case

**Part 10
Qualitative data: Summary of each mediated case in master file**

80-unit-long record

**Part 11
Qualitative data: Summary of each adjudicated case in master file**

80-unit-long record

Related publication:

LaFree, Gary, and Christine Rack
"Effects of participants' ethnicity and gender on monetary outcomes in mediated and adjudicated civil cases." Albuquerque, NM: University of New Mexico, 1994.

Mahoney, Barry

Caseflow management and delay reduction in urban trial courts of the United States, 1979, 1983-1985

(ICPSR 9918)

This study was sponsored by the U.S. Dept. of Justice, National Institute of Justice and Bureau of Justice Assistance. The grant numbers are 84-IJ-CX-0077 (NIJ), 84-SN-AX-0001 (BJA), and 87-DD-CX-0002 (BJA).

Summary: The purpose of this study was to examine case flow management in order to reduce delays in urban trial courts. The data contain information from court records that reached disposition in a cross-section of urban general-jurisdiction trial courts during 1979, 1983, 1984, and 1985. The 1979 data files contain the baseline data for this survey. Data were gathered on civil and criminal case processing times across a broad range of courts, and changes in case processing times over a period of years were analyzed for 18 different jurisdictions: Newark; Pittsburgh; New Orleans; Miami; Wayne County, Michigan; Minneapolis; the Bronx; Phoenix; Portland; San Diego; Dayton; Boston; Cleveland; Providence; Wichita; Detroit; Oakland, California; and Jersey City. The data are supplemented by information supplied by trial court administrators and presiding judges in the courts participating in the study. Data include information on the nature of the case, the dates of first and last trials, and the total number of trials and their manner of disposition.

Universe: Civil and criminal trial cases in urban courts of the United States.

Sampling: A general sample of approximately 500 criminal cases and 500 civil cases was selected for each disposition year — 1979, 1983, 1984, and 1985. The approach to select the desired sample size of 500 was first to determine (or estimate) the number of dispositions in the year for which the sample was drawn. The determined (or the estimated) number was then divided by the desired sample size (500) to obtain the sampling interval. Using the random number as a starting point, every *n*th case on the list (where *n* is the sampling interval) was picked up for inclusion in the sample.

Note: (1) Data for 1979 are supplied for New Jersey and Wichita only. No civil data are available for Detroit for 1983 and 1985, nor for Phoenix, Miami, Minneapolis, Newark, New Orleans, or Oakland in 1984. See the

notes in the codebook for information particular to certain sites. (2) The individual survey instrument for each site is available only in hardcopy form upon request from ICPSR.

Extent of collection: 21 data files + machine-readable documentation (text) + SAS data definition statements + SPSS data definition statements + data collection instruments

Extent of processing: CONCHK.PR/ MDATA.PR/ UNDOCCHK.PR/ RECODE/ UNDOCCHK.ICPSR

Logical record length data format with SAS and SPSS data definition statements

- Part 1: 1979 civil data file
- Part 2: 1983 civil data file
- Part 3: 1984 civil data file
- Part 4: 1985 civil data file
- Part 5: 1979 criminal data file for Jersey City
- Part 6: 1979 criminal data file for Wichita
- Part 7: 1983 criminal data file for Miami
- Part 8: 1983 criminal data file for the Bronx
- Part 9: 1983 criminal data file for Portland
- Part 10: 1983 criminal data file for Jersey City
- Part 11: 1983 criminal data file for all other cities
- Part 12: 1984 criminal data file for Miami
- Part 13: 1984 criminal data file for the Bronx
- Part 14: 1984 criminal data file for Portland
- Part 15: 1984 criminal data file for Jersey City
- Part 16: 1984 criminal data file for all other cities
- Part 17: 1985 criminal data file for Miami
- Part 18: 1985 criminal data file for the Bronx
- Part 19: 1985 criminal data file for Portland
- Part 20: 1985 criminal data file for Jersey City
- Part 21: 1985 criminal data file for all other cities

rectangular file structure
415 to 8,828 cases per part
16 to 32 variables per part
53 to 54-unit-long record per part
1 to 2 records per case per part

Related publications:
Mahoney, Barry, Larry L. Sipes, and Jeanne A. Ito

"Implementing delay reduction and delay prevention programs in urban trial courts: Preliminary findings from current re-

search." Williamsburg, VA: National Center for State Courts, 1985.
Mahoney, Barry, et al.
"Caseflow management and delay reduction in urban trial courts" (Final Report). Washington, DC: National Institute of Justice, 1988.

Marvell, Thomas B., and Carlisle E. Moody Jr.

Impact of sentencing reforms and speedy trial laws in the United States, 1969-1989

(ICPSR 9736)

This study was sponsored by the U.S. Dept. of Justice, National Institute of Justice. The grant number is 88-IJ-CX-0045.

Summary: The certainty and promptness of punishment have long been hypothesized to be important variables in deterring crime. This data collection evaluates whether sentencing reforms to enhance certainty of punishment and speedy trial laws to enhance promptness of punishment affected crime rates, prison admissions, and prison populations. Variables include state, year, crime reports, economic conditions, population (including age structure), prison population, prison releases, and prison admissions. The unit of observation is the state by the year. Class IV

Universe: The population of the United States during 1969-1989.

Sampling: The data collection is a pooled cross-sectional time series in 50 states for the period 1969-1989.

Note: This collection contains two 87-character records per case.

Extent of collection: 1 data file + data collection instrument

Extent of processing: UNDOCCHK.PR

Logical record length data format

rectangular file structure
1,050 cases
31 variables
87-unit-long record
2 records per case

Related publication:
Marvell, Thomas B., and Carlisle E. Moody Jr.
"Ultimate impacts of sentencing reforms and speedy trial laws" (Final Report). Washington, DC: National Institute of Justice, 1991.

Marvell, Thomas B., and Carlisle E. Moody Jr.

State appellate court adaptation to caseload increase, 1968-1984: [United States]

(ICPSR 8262)

This study was sponsored by the U.S. Dept. of Justice, National Institute of Justice. The grant number is 83-IJ-CX-4046.

Summary: This data collection examines the impact of caseload pressures on both intermediate appellate courts and supreme courts for each state in the nation. The data describe in detail the changes made by appellate courts and supply information related to each change. These changes include (1) adding judges, law clerks, and staff attorneys, (2) expanding or creating intermediate appellate courts, (3) reducing panel size, (4) using summary procedures, (5) curtailing opinion practices by deciding cases without opinion or unpublished and memo opinions, and (6) curtailing oral argument length. Class IV

Universe: All state appellate courts in the United States.

Note: These data are organized in a time-series cross-sectional design.

Extent of collection: 1 data file

Card image data format

rectangular file structure
1,020 cases
260 variables
80-unit-long record
26 records per case

Related publication:
Marvell, Thomas, and Carlisle Moody
"State appellate court adaptation to caseload growth" (Final Report). Washington, DC: National Institute of Justice, 1986.

Miethe, Terance D., and Charles A. Moore

Evaluation of Minnesota's felony sentencing guidelines, 1978-1984

(ICPSR 9235)

This study was sponsored by the U.S. Dept. of Justice, National Institute of Justice. The grant number is 85-IJ-CX-0054.

Summary: This data collection gauges the effects of the Minnesota felony sentencing guidelines on prosecutorial charging practices, plea negotiations, and sentencing decisions. The collection provides primary sources for evaluating the statewide changes in the determinants of charging and sentencing decisions after the sentencing guidelines were enacted. In addition, the data files provide information on offender, offense, and various case processing characteristics. Class IV

Universe: Convicted defendants in Minnesota.

Sampling: The two data files represent two different samples. The statewide file contains all of the convictions in the state of Minnesota during the years studied. The county file is a random sample from case files of convicted felons who were sentenced during the study period in eight Minnesota counties.

Note: The statewide defendants file contains information on offender's demographic characteristics, year of disposition, descriptions of the convicted offense, criminal history scores, types of sentence imposed, the presumptive disposition and duration of confinement, dispositional location in the sentencing grid of the guidelines, and types of dispositional departure from presumptive sentences. Variables in the eight-county sample data are similar to those available in the statewide data. However, the county sample data contain additional information on characteristics of cases and case processing variables such as whether the defendant was convicted of multiple behavioral incidents and various types of plea bargaining.

Extent of collection: 2 data files + machine-readable documentation (text)

Logical record length data format

Part 1

County raw data file
rectangular file structure
6,525 cases
37 variables
265-unit-long record
1 record per case

Part 2

Statewide raw data file
rectangular file structure
19,687 cases
27 variables
142-unit-long record
1 record per case

Related publications:

Miethe, T.D.

"Charges and plea bargaining practices under determinate sentencing: An investigation of the hydraulic displacement of discretion." *Journal of Criminal Law and Criminology* 78 (1987), 101-122.

Miethe, T.D., and C.A. Moore

"Evaluation of Minnesota's felony sentencing guidelines." Washington, DC: Final report submitted to the National Institute of Justice, 1987.

Moore, C.A., and T.D. Miethe

"Regulated and non-regulated sentencing decisions: An analysis of first-year practices under Minnesota's felony sentencing guidelines." *Law and Society Review* 20 (1986), 253-277.

Miller, Herbert S., William F. McDonald, and James A. Cramer

Plea bargaining in the United States, 1978

(ICPSR 7775)

This study was sponsored by the U.S. Dept. of Justice, National Institute of Justice. The grant number is 77-NJ-99-0049.

Summary: This study was conducted in 1978 at the Institute of Criminal Law and Procedure of the Georgetown University Law Center. The study consists of three files. The first contains information from 3,397 case files in six U.S. cities. The 63 variables include demographic information on the accused and the victim, past record of the accused, seriousness of the offense, pleas entered, speed of trial process, and sentencing. The second file contains information gathered from in-court observations focusing on the formal su-

pervision of plea bargaining by judges. There are approximately 33 variables for each of the 711 court observations. The third file consists of the results of a plea bargaining simulation game. There are 17 variables for each of the 479 cases in the file. Class IV

Musheno, Michael C.

AIDS-related written court decisions in federal and state courts, 1984-1989: [United States]

(ICPSR 6502)

Summary: This data collection was designed to identify the party characteristics, case attributes, and idea structures of written court decisions related to Auto-Immune Deficiency Syndrome (AIDS). Written court decisions related to AIDS in state and federal courts were located via the LEXUS and WESTLAW data systems. For a case to be eligible, it had to address an issue involving AIDS or involve a party who was believed to be infected with Human Immunodeficiency Virus (HIV), and a legal decision had to provide sufficient written material to analyze. Coding was completed by three individuals with legal training based on a team-developed codebook. Except in those areas where a preliminary test showed 90-percent reliability, variables were coded based on a consensus rule. Variables include court jurisdiction; whether the case was civil or criminal; case issue area; gender of plaintiff; relationship between parties; demand and primary purpose of the demand by the defendant and the plaintiff; what the court explicitly relied upon for its decision; whether the plaintiff or defendant had AIDS, AIDS-Related Complex (ARC), or was HIV-infected; and whether the plaintiff or defendant was gay, an intravenous drug user, a prisoner or an accused criminal, a member of a stigmatized group, or a racial or an ethnic minority. The unit of analysis is the written court decision.

Universe: Written court decisions related to AIDS in the United States during the period 1984-1989.

Note: Undocumented codes were found in this data collection. Missing data are represented by blanks.

Extent of collection: 1 data file + machine-readable documentation (text) + SAS data definition statements + SPSS data definition statements

Extent of processing: UNDOCCHK.ICPSR/ DDEF.ICPSR/ REFORM.DOC/

Logical record length data format with SAS and SPSS data definition statements

rectangular file structure
189 cases
65 variables
109-unit-long record
1 record per case

Related publication:

Musheno, Michael, Peter Gregware, and K. Drass

"Court management of AIDS disputes: A sociolegal analysis." *Law and Social Inquiry* 16,4 (1991), 737-774.

Nagel, Stuart S.

Judicial characteristics and judicial decision-making study, 1955

(ICPSR 7084)

The data consist of information on the judges serving on state and federal supreme courts in 1955. Background information was obtained from standard biographical sources; judicial decision measures were derived from court records. The study contains non-numeric codes. Variables measure party identification, organizational affiliations, judicial decision scores over a dozen separate areas and the career history of judges. There are 313 respondents, one record per respondent and approximately 50 variables. Class IV

Related publications:

Nagel, Stuart S.

"Political party affiliation and judges' decisions." *American Political Science Review* 55 (1961), 843.

Nagel, Stuart S.

"Multiple correlations of judicial backgrounds and decisions." *Florida State University Law Review* 2 (1974), 258.

Nagel, Stuart S.

Search and seizure data, 1963

(ICPSR 7539)

This data collection contains information gathered about search and seizure policies and practices in a 1963 survey administered to one police chief, prosecutor, trial court judge, defense attorney, and American Civil Liberties Union (ACLU) official in each of the 50 states. Respondents answered questions about the practices of various criminal justice decision-makers in the handling of search and seizure evidence since the 1961 Supreme Court decision requiring all states to exclude illegally seized evidence from courtroom proceedings. Questions were also asked concerning the knowledge and values of the respondents, and the use of civil and legal action to deter illegal searches. The file also contains non-survey demographic data about the characteristics of each state.

Universe: Police chiefs, prosecutors, trial court judges, defense attorneys, and American Civil Liberties Union (ACLU) officials in each of the 50 states.

Sampling: Of the 250 questionnaire recipients, 113, or 45 percent, sent back usable questionnaires.

Extent of collection: 1 data file + machine-readable documentation (PDF)

Extent of processing: SCAN/ REFORM.DOC

Card image data format

rectangular file structure
113 cases
approx. 70 variables
80-unit-long record
1 record per case

Related publications:

Nagel, Stuart S.

"Testing the effects of excluding illegally seized evidence." *Wisconsin Law Review* (1965), 283-310.

Nagel, Stuart S.

The legal process from a behavioral perspective. Homewood, IL: Dorsey Press, 1969.

Nagel, Stuart S., and Anthony S. Champagne

Legal representation data, 1970

(ICPSR 7540)

This data collection contains legal representation information gathered in a 1970 survey of 474 attorneys across the United States, which garnered 221 usable responses. The research objectives included: (1) determining the relationship between the behavior of the attorneys in representing indigent or unpopular clients and the attitudes, specialties, backgrounds, and environments of the attorneys, (2) arriving at some policy recommendations for increasing the representation of indigent and unpopular clients, and (3) analyzing the joint causation phenomenon whereby neither favorable attitudes nor favorable opportunities alone lead to representation of the unpopular, but the combination of both together does so substantially. Survey information gathered includes respondents' attitudes toward: (1) the legal profession, (2) unpopular or indigent clients, (3) sociopolitical issues regarding the poor, and (4) the system of legal representation. Respondents were asked for their experiences when representing unpopular or indigent clients and to give reasons they might not choose to represent such clients. Background information includes characteristics of the respondent's community as well as respondent's race, gender, natality, father's occupation, political party affiliation, political offices held, religious preference, type of practice, and percent of clients from ethnic and racial minorities.

Universe: Attorneys in the United States.

Sampling: Random sampling was used (by choosing the last practicing lawyer listed on every tenth page of the alphabetic sections of the 1970 *Martindale-Hubbell Legal Directory*). The questionnaire was mailed to 474 attorneys across the country, with 221 returning usable responses, or 51 percent of the sample.

Extent of collection: 1 data file + machine-readable documentation (PDF)

Extent of processing: SCAN/ REFORM.DOC

Card image data format

rectangular file structure
221 cases
approx. 120 variables
80-unit-long record
2 records per case

Related publication:

Nagel, Stuart S.

Improving the legal process: Effects of alternatives. Lexington, MA: Lexington Books, 1975.

Nagel, Stuart S., and A. Champagne.

"The risks of defending unpopular clients: Are they worth taking?" *Student Lawyer* 2 (1974) 40-43.

Nagel, Stuart S., Thomas Eimermann, and Kathleen Reinbolt

Free press, fair trial data, 1970

(ICPSR 7541)

The data were obtained in 1970 by mailing 600 questionnaires to newspaper editors, police chiefs, prosecuting attorneys and defense attorneys from a sample of 166 cities across the country. Questions asked mainly concerned: (1) the degree of pretrial press publicity in pending criminal cases, (2) relevant attitudes, especially concerning ways of reducing the adverse effects of pretrial publicity while still having an informed public, and (3) prevailing procedures by editors, police, prosecutors, defense attorneys, and judges. Fifty-four percent of the newspaper editors, 65 percent of the police chiefs, 50 percent of the prosecuting attorneys, and 48 percent of the defense attorneys, representing all 50 states, responded. Class IV

Related publications:

Nagel, Stuart S., K. Reinbolt, and T. Eimermann

"A linear programming approach to problems of conflicting legal values like free press versus fair trial." *Rutgers Journal of Computers and the Law* (1975).

Nagel, Stuart S., K. Reinbolt, and T. Eimermann

"Free press-fair trial controversy: Using empirical analysis to strike a desirable balance." *St. Louis University Law Journal* (1976).

Nagel, Stuart S., Paul Wice, and Marian Neff

Pretrial release data, 1969

(ICPSR 7538)

This data collection contains information gathered about pretrial release policies, procedures, and outcomes in a 1969 survey of

police chiefs, judges, prosecutors, defense attorneys, and bail project directors in 72 cities across the United States (with a higher proportion in Illinois). The research objectives included: (1) developing a model designed to determine the optimum percentage of defendants to hold prior to trial, (2) developing a model designed to make decisions on whether a defendant should be released or held in jail prior to trial, (3) comparing cities having bail reform projects with cities not having them, (4) comparing cities that required arrested persons to provide 10 percent of the bond with cities requiring 100 percent of the bond, and (5) determining the causes and effects of variations across cities in the percentage of defendants held in jail prior to trial. The survey focused on the processing of arrested persons prior to trial. Respondents answered questions about the organization and procedures in pretrial release, supplied approximate statistical data (e.g., percent of arraigned individuals who were released prior to their trial and failed to appear in court for their trial), estimated statistical trends in pretrial release during the previous five years, reported on attitudes in their communities toward administration of bail, rated the importance of several criteria when determining if a defendant was to be allowed pretrial release, and indicated whether their city had a bail reform program, and if so, its characteristics. Demographic data (ranging from population to income to crime rates) about the 72 cities represented in the survey are also included in the file.

Universe: Police chiefs, judges, prosecutors, defense attorneys, and bail project directors in 72 cities across the United States.

Sampling: In a sampling of 80 cities, 280 prosecutors, judges, defense attorneys, and bail project directors in the cities were sent questionnaires. The 80 cities consisted of 35 with bail reform projects that emphasized systematic screening for pretrial release on recognition and 35 similar in population and region without bail reform projects, since much of the questionnaire was designed to determine the causes and effects of bail reform. Ten additional cities were included as part of an oversampling for the state of Illinois in order to determine the effects of the Illinois system whereby a defendant could be released pending trial by posting 10 percent of the bond. Of those who were mailed them, 156 respondents, or 56 percent, sent back usable questionnaires, with at least one representative from 72 of the 80 cities sampled. The questionnaire recipients were deter-

mined by consulting such directories as the *American Bar Association Criminal Law Directory* and the *Martindale-Hubbell Legal Dictionary*.

Extent of collection: 1 data file + machine-readable documentation (PDF)

Extent of processing: SCAN/ REFORM.DOC

Card image data format

rectangular file structure

144 cases

76 variables

80-unit-long record

2 records per case

Related publications:

Nagel, Stuart S., P. Wice, and M. Neff

Too much or too little policy: The example of pretrial release. Beverly Hills, CA: Sage Publications, 1977.

Nagel, Stuart S., and M. Neff

Legal policy analysis: Finding an optimum level or mix. Lexington, MA: Lexington Books, 1977.

National Center for State Courts

Public image of courts, 1977: General public data

(ICPSR 7703)

Public image of courts, 1977: Special publics data

(ICPSR 7704)

Summary: These surveys represent national studies of attitudes toward courts and justice. They sought to measure perceptions of and experiences with local, state, and federal courts as well as general attitudes toward the administration of justice and legal actors. The general objectives of the study were to (1) determine levels of public knowledge of courts; (2) test reactions to situations which might, or might not, prompt recourse to courts; (3) determine the incidence, nature, and evaluations of court experience; (4) describe and account for evaluations of court performance; (5) indicate attitudes toward legal actors; and (6) indicate reactions to alternative means of dispute resolution. Two samples were drawn: a national sample of the general public and a "special publics" sample of judges, lawyers, and community leaders. The 1,931 respondents in the general public sample were inter-

viewed in person by the National Consumer Field Staff of Yankelovich, Skelly, and White, Inc. The 1,112 respondents in the special publics sample were interviewed by a special group of interviewers described as "retired business executives specially trained to interview leadership groups." All interviews took place from October to December 1977.

Universe: The general public of the United States (ICPSR 7703) and United States citizens with law/politics/business-related jobs (ICPSR 7704).

Extent of collection: 1 data file + machine-readable documentation (text) + OSIRIS dictionary + SAS data definition statements + SPSS data definition statements

Extent of processing: CDBK.ICPSR/ SCAN/ CONCHK.ICPSR/ DDEF.ICPSR/ MDATA.ICPSR/ RECODE/ REFORM.DATA/ REFORM.DOC/ UNDOCCHK.ICPSR

Logical record length data format with SAS and SPSS data definition statements, and card image

rectangular file structure

1,112 to 1,931 cases per part

553 to 748 variables

830 to 1,048-unit-long record per part

13 to 16 records per case

Related publications:

Yankelovich, Skelly, and White, Inc.

"The public image of courts: Highlights of a national survey of the general public, judges, lawyers, and community leaders." Washington, DC: U.S. Dept. of Justice, 1978.

Yankelovich, Skelly, and White, Inc.

"The public image of courts: A national survey of the general public, judges, lawyers and community leaders" (2 vols.). Washington, DC: U.S. Dept. of Justice, 1978.

National Center for State Courts

State court organization, 1998: [United States]

(ICPSR 2854)

This study was sponsored by State Justice Institute and the Bureau of Justice Statistics. The grant number is 98-BJ-CX-K002.

Summary: This data collection provides detailed comparative information about the

structure, policies, and procedures of statewide trial and appellate court systems for the 50 states, the District of Columbia, and Puerto Rico as of July 1, 1998. Information gathered includes the number of courts and judges, judicial selection, governance of court systems, including judicial funding, administration, staffing, and procedures, jury qualifications and verdict rules, and processing and sentencing procedures of criminal cases.

Universe: Statewide appellate and trial courts in the 50 states, the District of Columbia, and Puerto Rico.

Extent of collection: 3 data files + machine-readable documentation (PDF) + SAS data definition statements + SPSS data definition statements

Extent of processing: UNDOCCHK.ICPSR/
CDBK.ICPSR/ DDEF.ICPSR/ REFORM.DATA/
CONCHK.ICPSR/ REFORM.DOC

Logical record length data format with SAS and SPSS data definition statements

Part 1

State-level data

rectangular file structure
52 cases
190 variables
457-unit-long record
1 record per case

Part 2

Trial court-level data

rectangular file structure
208 cases
154 variables
470-unit-long record
1 record per case

Part 3

Appellate court-level data

rectangular file structure
140 cases
155 variables
479-unit-long record
1 record per case

Related publications:

National Center for State Courts
"State court organization, 1998."
NCJ 178932. Washington, DC: Bureau
of Justice Statistics, June 2000.
National Center for State Courts
"State court caseload statistics, 1998."
Williamsburg, VA: National Center for
State Courts, 1999.

Office of Juvenile Justice and Delinquency
Prevention, U.S. Dept. of Justice

Study of tribal and Alaska Native juvenile justice systems in the United States, 1990

(ICPSR 9772)

Summary: This data collection focuses on juvenile justice systems administered by federally recognized Indian tribes throughout the United States. Responses were received from 93 tribes who indicated that they administered some form of juvenile justice system and from 57 tribes who indicated that they did not. Variables in the data collection include number of Indian juveniles aged 10-17 in the jurisdiction, types of cases that the juvenile justice system exercised jurisdiction over, type of court (tribal, state, federal), annual budget and sources of funds for the court, number of court personnel, types of legal statutes covering court activities, kinds of diversionary options available to the court, and the circumstances under which juveniles were held with adults. A separate file on juvenile offense rates according to tribe is provided. Class IV

Universe: All federally recognized Indian tribes in the United States.

Note: These are tabular data.

Extent of collection: 2 data files + machine-readable documentation (text)

Extent of processing: FREQ.PR/ MDATA

Logical record length data format

Part 1

Tribal juvenile jurisdiction, juvenile justice system activities, and court data

rectangular file structure
3,787 cases
approx. 100 variables
130-unit-long record
1 record per case

Part 2

Code explanations (juvenile justice code provisions for tribes)

87-unit-long record

Part 3

Code explanations (juvenile justice alternatives to prosecution for tribes)

112-unit-long record

Part 4
Code explanations (secure facilities for juveniles operated by tribes)
114-unit-long record

Part 5
Offense petition rates per 1000 Indian juveniles in 1990
rectangular file structure
62 cases
7 variables
89-unit-long record
1 record per case

Part 6
Code explanations (delinquent offenses in 1990)
113-unit-long record

Part 7
Code explanations (status offenders and nonoffenders)
104-unit-long record

Part 8
Code explanations (all-tribe survey — no juvenile justice activities)
86-unit-long record

Pennsylvania Commission on Sentencing
Pennsylvania sentencing data, 1996
(ICPSR 3062)

Summary: The Pennsylvania Commission on Sentencing is a legislative agency of the Commonwealth of Pennsylvania. The Commission develops sentencing guidelines for judges to use when sentencing felony and misdemeanor offenses. The judges report sentences to the Commission on a Guideline Sentence Form. This data collection reflects all felonies and misdemeanors reported to the Commission that were sentenced during calendar year 1996. The data are contained in two files. Part 1, Records Data, provides information on each offender, including rudimentary demographic characteristics and prior offense history. Part 2, Offense Data, contains information on each offense, including the statutory citation for the offense, the Offense Gravity Score assigned by the Commission, the offender's Prior Record Score, and the sentence given the offender.

Universe: All felony and misdemeanor offenses sentenced in Pennsylvania in 1996.

Sampling: All cases reported on Guideline Sentence Forms sent to the Pennsylvania Commission on Sentencing by judges.

Note: (1) The two data files should not be used separately for analysis. The data files can be linked using the Commission ID (CID). In the Records Data (Part 1), the CID is unique. In the Offense Data (Part 2), one CID can have multiple offenses. (2) The unit of analysis is determined by the user but could include: (a) Judicial proceeding: a proceeding in which all offenses for which the offender was convicted were pending before the court for sentencing at the same time. (b) Transaction: a crime or crimes committed by an offender at a single time or in temporally continuous actions that were part of the same episode, event, or incident, or which were conspiracy and the offense that was conspired to. There can be multiple transactions within one judicial proceeding. (c) Offense: there can be multiple offenses within one transaction. (3) These data represent the public version of the 1996 sentencing data for which three confidential variables (offender's name, Social Security number, judge's name) were removed from the dataset before submission to ICPSR and three additional variables (docket number, offense tracking number, and state identification number) were blanked by ICPSR. Information on obtaining the full dataset is provided in the codebook. (4) The codebook and data collection instruments are provided by ICPSR as a Portable Document Format (PDF) file.

Restrictions: (1) The variables State ID Number in Part 1 and Docket Number and Offense Tracking Number in Part 2 have been restricted by ICPSR from general dissemination. Users interested in obtaining these data should follow the procedures for obtaining restricted-access data collections described in the preface to this catalog. (2) The variables Offender's Name, Offender's Social Security Number, and Judge's Name have been restricted by the Pennsylvania Commission on Sentencing from general dissemination. Users interested in obtaining these data for a fee must submit a Data Set Request Form directly to the Pennsylvania Commission on Sentencing. More information and copies of the form can be obtained by contacting the Pennsylvania Commission on Sentencing, P.O. Box 1200, State College, PA 16804-1200, Phone: 814-863-2797, Fax: 814-863-2129, URL: <http://pcs.la.psu.edu>.

Extent of collection: 2 data files + machine-readable documentation (PDF) + SAS data

definition statements + SPSS data definition statements

Extent of processing: CONCHK.PR/ SCAN/
UNDOCHK.PR/ MDATA.PR/ DDEF.ICPSR/
REFORM.DATA/ REFORM.DOC

Logical record length data format with SAS
and SPSS data definition statements

Part 1

Records data

rectangular file structure
59,812 cases
53 variables
234-unit-long record
1 record per case

Part 2

Offense data

rectangular file structure
104,262 cases
80 variables
1,181-unit-long record
1 record per case

Related publication:

Pennsylvania Commission on Sentencing.
"Sentencing in Pennsylvania 1996: 1996-
1997 annual report." State College, PA:
Pennsylvania Commission on Sentencing,
1996.

Rebovich, Donald, Bonney Adams, and
Martha Weist

Prosecution of domestic violence cases in the United States, 1993-1994

(ICPSR 2556)

(included on CD-ROM CD0033)

This study was sponsored by the U.S. Dept.
of Justice, National Institute of Justice. The
grant number is 93-IJ-CX-0039.

Summary: The purpose of this project was to
evaluate the level of domestic violence prosecution
throughout the United States and to
promote effective prosecution approaches
through dissemination of information. The
project sought to identify and connect local
attorneys' needs for information with the best
knowledge available on the most effective
prosecution methods. In order to appraise
domestic violence prosecution in the United
States, the researchers mailed a survey to a
nationally-representative sample of prosecutors
to assess prosecution strategies in do-

estic violence cases (Part 1; Prosecutors' Survey Data). Smaller jurisdictions had such a low response rate to the initial survey that a modified follow-up survey (Part 2, Prosecutors' Follow-Up Data) was administered to those jurisdictions. From these surveys, the researchers identified three sites with pioneering specialized domestic violence prosecution programs: Duluth, Minnesota; King County, Washington; and San Francisco, California. In these three sites, the researchers then conducted a case file analysis of a random sample of domestic violence cases (Part 3, Case File Data). A survey of a random sample of female victims was also undertaken in King County and San Francisco (Part 4, Victim Interview Data). In addition, the researchers conducted on-site evaluations of these three specialized programs in which they interviewed staff about the scope of the domestic violence problem, domestic violence support personnel, the impact of the program on the domestic violence problem, and recommendations for the future. The qualitative data collected from these evaluations are provided only in the codebook for this collection. Parts 1 and 2, the Prosecutors' Surveys, contain variables about case management, case screening and charging, pretrial release policies, post-charge diversion, trial, sentencing options, victim support programs, and office and jurisdiction demographics. Questions cover the volume of domestic violence prosecutions, formal protocols for domestic violence prosecution, ways to deal with uncooperative victims, pro-arrest and no-drop policies, protection orders, types of evidence used, and collaboration with other organizations to prosecute domestic violence cases. In addition, Part 1 includes variables on diversion programs, victim non-compliance, substance abuse problems, victim support programs, and plea negotiations. Variables in Part 3, Case File Data, deal with reporting, initial and final charges, injuries sustained, weapons used, evidence available, protection orders issued, victim cooperation, police testimony, disposition, sentence, costs, and restitution for each domestic violence case. Part 4, Victim Interview Data, includes variables concerning victims' employment history, number of children, and substance abuse, opinions about the charges against the defendant, decision-making in the case, and prosecution strategies, and victims' participation in the case, amount of support from and contact with criminal justice agencies, safety concerns, and performance evaluations of various levels of the criminal justice system.

Universe: Parts 1 and 2: All prosecutors in the United States. Part 3: Domestic violence cases prosecuted in Duluth, Minnesota; King County, Washington; and San Francisco, California. Part 4: Victims of domestic violence in King County, Washington, and San Francisco, California.

Sampling: Parts 1 and 2 used stratified random sampling and Parts 3 and 4 used random sampling.

Extent of collection: 4 data files + machine-readable documentation (PDF) + SAS data definition statements + SPSS data definition statements

Extent of processing: CDBK.ICPSR/ SCAN/ DDEF.ICPSR/ MDATA.PR/ UNDOCCHK.ICPSR/ REFORM.DATA/ REFORM.DOC/ MDATA.ICPSR

Logical record length data format with SAS and SPSS data definition statements

Part 1
Prosecutors' survey data
rectangular file structure
142 cases
138 variables
1,541-unit-long record
1 record per case

Part 2
Prosecutors' follow-up data
rectangular file structure
90 cases
36 variables
209-unit-long record
1 record per case

Part 3
Case file data
rectangular file structure
148 cases
106 variables
2,228-unit-long record
1 record per case

Part 4
Victim interview data
rectangular file structure
60 cases
132 variables
2,730-unit-long record
1 record per case

Related publication:
American Prosecutors Research Institute
"Prosecution of domestic violence offenses" (Final Report). Washington, DC: National Institute of Justice, 1996.

Runyan, Desmond K., Mark D. Everson, Wanda M. Hunter, and Nancy M.P. King

Impact of the court process on sexually abused children in North Carolina, 1983-1986

(ICPSR 9985)

This study was sponsored by the U.S. Dept. of Justice, National Institute of Justice. The grant number is 85-IJ-CX-0066.

Summary: This data collection examines the psychological impact of judicial processes on child sexual abuse victims. More specifically, it provides information on how sexual abuse and the subsequent judicial processes affect the mental health functioning of child victims by assessing the impact of (1) additional harm to victims from out-of-home placement, (2) criminal prosecution of the offender/family member, (3) subject testimony in juvenile or criminal court, and (4) family and professional support for the children. Children were enrolled in the study at the time that social services personnel substantiated claims of sexual abuse, and they were followed for a period of 18 months. Assessments of the mental health functioning of the children were made at the time of initial investigation, five months later, and 18 months later, using a combination of self-reports, parent and teacher reports, and psychological tests. After obtaining informed consent from the parent or guardian, each child was interviewed using a structured psychiatric inventory. The specific impacts of the various judicial processes or interventions under study were examined through comparisons of subgroups of the sample that did and did not experience particular interventions. The interventions included social services investigation, court process, foster placement, and psychological therapy. Other information in the file includes the type of sexual abuse experienced, judicial interventions the child experienced, and the child's level of depression, anxiety, and social adjustment. Demographic variables include age, sex, and race. Class IV

Universe: Victims of intrafamilial sexual abuse 6 to 17 years old in North Carolina for whom substantiated claims with social services agencies were registered.

Sampling: Referrals from county social service agencies.

Note: Initial data covered 100 respondents but complete 18-month data exist on only 62 subjects. Respondents who dropped out

may not be comparable to those who remained in the study.

Extent of collection: 1 data file + machine-readable documentation (text) + data collection instrument + SAS data definition statements + SPSS data definition statements

Extent of processing: UNDOCCHK.PR/ MDATA

Card image data format with SAS and SPSS data definition statements

rectangular file structure
100 cases
1,033 variables
80-unit-long record
23 records per case

Related publications:

Hunter, W.M., M. Coulter, D. Runyan, and M.D. Everson

"Determinants of placement for sexually abused children." *Child Abuse and Neglect* 14,3 (1990), 407-417.

Hunter, Wanda M., Desmond K. Runyan, and Mark D. Everson

"Maternal support following disclosure of incest." *American Journal of Orthopsychiatry* 59 (April 1989), 197-207.

King, N.M.P., W.M. Hunter, and D. Runyan
"Going to court: The experience of child victims of intrafamilial sexual abuse." *Journal of Health Politics, Policy and Law* 49 (1988), 705-721.

Seron, Carroll

Survey of lawyers in the metropolitan New York media market, 1989

(ICPSR 9823)

Summary: The purpose of this data collection was twofold. The survey was designed to ascertain the attitudes of attorneys regarding new techniques for obtaining clients, such as media advertising and solicitation, as well as their attitudes toward pro bono service, and to test whether attitudinal differences are related to demographic or organizational characteristics of the profession. A second purpose of the study was to serve as a screener to identify a group of attorneys in solo and small-firm practice who use new types of business-getting techniques. Variables in the collection include respondent attitudes toward advertising, unions, and pro bono cases; information on type of firm, number of at-

torneys in the firm, type of legal practice, and legal specialty; and demographic information such as religious affiliation, membership in local clubs or associations, college attended, marital status, number of children, income, number of years practicing law, and parents' occupations. Class IV

Universe: Lawyers in the metropolitan New York area.

Sampling: Stratified random sample.

Extent of collection: 1 data file + machine-readable documentation (text) + SPSS data definition statements

Card image data format with SPSS data definition statements

rectangular file structure
1,000 cases
133 variables
78-unit-long record
3 records per case

Sigmon, Jane Nady, and Donald Rebovich

Survey of prosecutorial response to bias-motivated crime in the United States, 1994-1995

(ICPSR 3009)

(included on CD-ROM CD0033)

This study was sponsored by the U.S. Dept. of Justice, National Institute of Justice. The grant number is 95-IJ-CX-0004.

Summary: This national survey of prosecutors was undertaken to systematically gather information about the handling of bias or hate crime prosecutions in the United States. The goal was to use this information to identify needs and to enhance the ability of prosecutors to respond effectively to hate crimes by promoting effective practices. The survey aimed to address the following research questions: (1) What was the present level of bias crime prosecution in the United States? (2) What training had been provided to prosecutors to assist them in prosecuting hate- and bias-motivated crimes and what additional training would be beneficial? (3) What types of bias offenses were prosecuted in 1994-1995? (4) How were bias crime cases assigned and to what extent were bias crime cases given priority? and (5) What factors or issues inhibited a prosecutor's ability to pro-

ecute bias crimes? In 1995, a national mail survey was sent to a stratified sample of prosecutor offices in three phases to solicit information about prosecutors' experiences with hate crimes. Questions were asked about size of jurisdiction, number of full-time staff, number of prosecutors and investigators assigned to bias crimes, and number of bias cases prosecuted. Additional questions measured training for bias-motivated crimes, such as whether staff received specialized training, whether there existed a written policy on bias crimes, how well prosecutors knew the bias statute, and whether there was a handbook on bias crime. Information elicited on case processing included the frequency with which certain criminal acts were charged and sentenced as bias crimes, the existence of a special bias unit, case tracking systems, preparation of witnesses, jury selection, and case disposition. Other topics specifically covered bias related to racial or ethnic differences, religious differences, sexual orientation, and violence against women.

Universe: All prosecutor offices in the United States.

Extent of collection: 1 data file + machine-readable documentation (PDF) + SAS data definition statements + SPSS data definition statements

Extent of processing: CDBK.ICPSR/ SCAN/ DDEF.ICPSR/ MDATA.PR/ REFORM.DOC/ UNDOCCHK.ICPSR/ REFORM.DATA

Logical record length data format with SAS and SPSS data definition statements

rectangular file structure
153 cases
100 variables
389-unit-long record
1 record per case

Related publications:

American Prosecutors Research Institute.
"Prosecutorial response to hate and bias-motivated crime" (Final Report). Washington, DC: National Institute of Justice, 1998.
American Prosecutors Research Institute.
"A local prosecutor's guide for responding to hate crimes." Alexandria, VA: American Prosecutors Research Institute, 2000.

Sipes, Dale Anne, and Mary Elsner Oram

Analyzing trial time in California, Colorado, and New Jersey, 1986

(ICPSR 9223)

This study was sponsored by the U.S. Dept. of Justice, National Institute of Justice. The grant number is 85-IJ-CX-0044.

Summary: This study of nine courts was undertaken to identify procedural factors that can be used to reduce the length of criminal and civil trials without impairing fairness. The data collection provides direct information on the actual amount of time consumed by various trial segments and the perceived length of trial segments as gauged by judges and attorneys. In addition, data are supplied on the legal community's attitudes toward existing trial length, reasons for it, and judicial control over it. The trial case file contains information on types of cases and trials, estimated trial length, type of disposition, type of defense attorney, number of claims, cross-claims and counterclaims, number of exhibits introduced, number of expert and lay witnesses called by the defense, number of peremptory challenges, and day and time the trial ended. The questionnaire data contain information on professional experiences, number of cases tried per month, opinions about time consumed by each segment of the trial, estimated time used in each segment, and attitudes toward judicial control over the trial length. Class IV

Universe: Civil and criminal trial cases, trial judges, and civil and criminal attorneys in California, Colorado, and New Jersey.

Sampling: There are two samples. In the trial case sample, cases were obtained from a convenience sample of ongoing trials heard during March 1986–January 1987 in three counties in each of the three states. For the survey, mailing lists of judges, civil plaintiff's attorneys, private criminal defense attorneys, criminal prosecutors, and public defenders were obtained from the court administrator's office at each site. Completed surveys were received from 57 judges (50 percent response rate), 197 criminal attorneys (47 percent) and 131 civil attorneys (38 percent).

Extent of collection: 5 data files + SPSS data definition statements

Card image data format

Part 1

Civil trial file

rectangular file structure
827 cases
172 variables
80-unit-long record
7 records per case

Part 2

Criminal trial file

rectangular file structure
624 cases
172 variables
80-unit-long record
7 records per case

Part 3

Judge survey file

rectangular file structure
57 cases
150 variables
80-unit-long record
4 records per case

Part 4

Criminal attorney survey file

rectangular file structure
197 cases
78 variables
80-unit-long record
2 records per case

Part 5

Civil attorney survey file

rectangular file structure
131 cases
78 variables
80-unit-long record
3 records per case

Related publication:

Sipes, D.A., and M.E. Oram
"On trial: The length of civil and criminal trials." Williamsburg, VA: National Center for State Courts, 1988.

Songer, Donald R.

**United States Courts of Appeals
database Phase 1, 1925-1988**

(ICPSR 2086)

Summary: The Appeals Court Database Project was designed to create an extensive dataset to facilitate the empirical analysis of the votes of judges and the decisions of the

United States Courts of Appeals. The data in this collection comprise the first phase of this project. A random sample of cases from each circuit for each year between 1925-1988 was coded for the nature of the issues presented; the statutory, constitutional, and procedural bases of the decision; the votes of the judges; and the nature of the litigants. The variables are divided into four sections: basic case characteristics, participation, issues, and judges and votes. There is a separate data file (Part 2) containing the number of cases with published decisions for each circuit/year between 1925 and 1990. These data are necessary to weight the variables in the main data file (Part 1).

Universe: All United States Courts of Appeals decisions reported with opinions published in the *Federal Reporter* for each circuit for every calendar year between 1925-1988.

Sampling: The sampling unit for this database is the circuit/year. For each circuit/year from 1925 through 1960, a random sample of 15 cases was selected. For each circuit/year from 1961 through 1988, a random sample of 30 cases was selected. Weighting data are provided to calculate the proportion of the universe of cases contained in each circuit/year.

Extent of collection: 2 data files + machine-readable documentation (PDF) + SAS data definition statements + SPSS data definition statements

Extent of processing: DDEF.ICPSR/ RECODE/ REFORM.DATA/ REFORM.DOC/ SCAN/ UNDOCCHK.ICPSR

Logical record length data format with SAS and SPSS data definition statements

Part 1

Appeals data

rectangular file structure
15,315 cases
222 variables
437-unit-long record
1 record per case

Part 2

Weighting data

rectangular file structure
729 cases
3 variables
8-unit-long record
1 record per case

Spaeth, Harold J.

United States Supreme Court judicial database, 1953–1997 terms

(ICPSR 9422)

Summary: This data collection encompasses all aspects of United States Supreme Court decision-making from the beginning of the Warren Court in 1953 to the completion of the most recent term of the Rehnquist Court. In this collection, distinct aspects of the court's decisions are covered by six types of variables: (1) identification variables including citations and docket numbers, (2) background variables offering information on how the Court took jurisdiction, origin and source of case, and the reason the Court granted cert, (3) chronological variables covering date of decision, Court term, and natural court, (4) substantive variables including legal provisions, issues, and direction of decision, (5) outcome variables supplying information on disposition of case, winning party, formal alteration of precedent, and declaration of unconstitutionality, and (6) voting and opinion variables pertaining to how individual justices voted, their opinions and interagreements, and the direction of their votes.

Universe: United States Supreme Court decisions from the beginning of the Warren Court in 1953 through the completion of the most recent term of the Rehnquist Court.

Note: The data collection contains undocumented codes.

Extent of collection: 1 data file + machine-readable documentation (PDF) + SAS data definition statements + SPSS data definition statements

Extent of processing: DDEF.ICPSR/ MDATA.PR/ REFORM.DOC/ UNDOCCHK.ICPSR

Logical record length data format with SAS and SPSS data definition statements

rectangular file structure
11,611 cases
247 variables
662-unit-long record
1 record per case

Related publications:

Segal, Jeffrey A., and Harold J. Spaeth
The Supreme Court and the attitudinal model. New York, NY: Cambridge University Press, 1993.

Spaeth, Harold J., and Jeffrey A. Segal
"Decisional trends on the Warren and Burger court: Results from the Supreme Court data base project." *Judicature* 72 (1989), 103–107.

Epstein, Lee, Jeffrey A. Segal, Harold J. Spaeth, and Thomas G. Walker
The Supreme Court compendium. Second edition. Washington, DC: Congressional Quarterly, 1997.

Spaeth, Harold J.
"The attitudinal model." In Lee Epstein (ed.), *Contemplating courts*. Washington, DC: Congressional Quarterly, 1995, 296–314.

Spaeth, Harold J.

Expanded United States Supreme Court judicial database, 1946–1968 terms

(ICPSR 6557)

Summary: This data collection is an expanded version of **United States Supreme Court judicial database, 1953–1996 terms** (ICPSR 9422), encompassing all aspects of United States Supreme Court decision-making from the beginning of the Vinson Court in 1946 to the end of the Warren Court in 1968. Two major differences distinguish the expanded version of the database from the original collection: the addition of data on the decisions of the Vinson Court, and the inclusion of the conference votes of the Vinson and Warren courts. Whereas the original collection contained only the vote as reported in the United States Supreme Court Reports, the expanded database includes all votes cast in conference. Concomitant with the expansion of the database is a shift in its basic unit of analysis. The original collection contained every case in which at least one justice wrote an opinion, and cases without opinions were excluded. This version includes every case in which the Court cast a conference vote, with and without opinions. The justices cast many more votes than they wrote opinions, and hence, the number of Warren Court records in this version increased by more than a factor of two over the original version. As in the original collection, distinct aspects of the Court's decisions are covered by six types of variables: (1) identification variables including case citation, docket number, unit of analysis, and number of records per unit of analysis; (2) background variables offering information on origin of case, source of case, reason for granting

cert, parties to the case, direction of the lower court's decision, and manner in which the Court takes jurisdiction; (3) chronological variables covering date of term of court, chief justice, and natural court; (4) substantive variables including multiple legal provisions, authority for decision, issue, issue areas, and direction of decision; (5) outcome variables supplying information on form of decision, disposition of case, winning party, declaration of unconstitutionality, and multiple memorandum decisions; and (6) voting and opinion variables pertaining to the vote in the case and to the direction of the individual justices' votes.

Universe: United States Supreme Court decisions from the beginning of the Vinson Court (1946) to the end of the Warren Court (1968).

Note: The data file contains undocumented codes.

Extent of collection: 1 data file + machine-readable documentation (PDF) + SAS data definition statements + SPSS data definition statements

Extent of processing: UNDOCCHK.ICPSR/
DDEF.ICPSR/ REFORM.DOC

Logical record length data format with SAS and SPSS data definition statements

rectangular file structure
10,971 cases
584 variables
1,327-unit-long record
1 record per case

Sparks, Richard F.

Massachusetts statewide criminal justice guidelines evaluation, 1979: Sentencing data

(ICPSR 7909)

This study was sponsored by the U.S. Dept. of Justice, National Institute of Justice. The grant number is 78-NI-AX-0147.

Summary: This data collection is the result of a project established to study the development, implementation, and use of statewide

sentencing guidelines and to report on the perceptions of criminal justice system personnel and inmates regarding those guidelines. Funded by the National Institute of Law Enforcement and Criminal Justice, the project was carried out by the Rutgers University School of Criminal Justice from October 1978 to June 1981. Additional data produced by this project are contained in two other studies held by ICPSR: **New Jersey statewide criminal justice guidelines evaluation, 1979** (ICPSR 7910) and **New Jersey statewide criminal justice guidelines evaluation, 1980: Inmate survey data** (ICPSR 7911). The Massachusetts Sentencing Data contains information on a random sample of 1,440 convicted defendants sentenced in the Massachusetts Superior Court between November 1977 and October 1978. The sample represents approximately one-third of the actual number of defendants sentenced in the Massachusetts Superior Court during a one-year period. The cases were selected and coded by the Massachusetts Sentencing Guidelines project during 1979. Variables include information about each defendant's juvenile and adult criminal history, characteristics of the current offense, and the elements of the disposition of the current offense. Demographic data include defendant's age, sex, race, marital status, employment status, occupation, income, number of children, educational attainment, and drug and alcohol use history.

Universe: Defendants sentenced in the Massachusetts Superior Court during 1979.

Sampling: Defendants in 10 of 14 Massachusetts counties. Approximately 20 percent of these cases were excluded from the sample due to insufficient information in their records.

Extent of collection: 1 data file + machine-readable documentation (PDF)

Extent of processing: **FREQ.PR/ SCAN/ UNDOCCHK.PR/ REFORM.DOC**

Card image data format

rectangular file structure
1,440 cases
128 variables
80-unit-long record
3 records per case

Sparks, Richard F.

New Jersey statewide criminal justice guidelines evaluation, 1979

(ICPSR 7910)

New Jersey statewide criminal justice guidelines evaluation, 1980: Inmate survey data

(ICPSR 7911)

This study was sponsored by the U.S. Dept. of Justice, National Institute of Justice. The grant number is 78-NI-AX-0147.

Summary: This data collection is the result of a project established to study the development, implementation, and use of statewide sentencing guidelines and to report the perceptions of criminal justice system personnel and inmates regarding those guidelines. Funded by the National Institute of Law Enforcement and Criminal Justice, the project was carried out by the Rutgers University School of Criminal Justice from October 1978 to June 1981. Additional data produced by this project are contained in two other studies held by ICPSR: **Massachusetts statewide criminal justice guidelines evaluation, 1979** (ICPSR 7909) and **New Jersey statewide criminal justice guidelines evaluation, 1979** (ICPSR 7910). The data in this study consist of interviews to determine the opinions of inmates about the relative seriousness of offenses, severity of punishments, appropriateness of penalties for various kinds of crimes, and the use of sentencing guidelines to structure judicial sentencing decisions. Frequency distributions and the survey instrument are included in the documentation.

Universe: Rahway, New Jersey, State Prison inmates in 1980.

Sampling: The sample was obtained by dividing inmates in either minimum and maximum/medium security status, and then randomly sampling within these two frames, selecting a higher proportion of inmates under minimum security to compensate for their relative rarity.

Extent of collection: 1 data file + machine-readable documentation (PDF)

Extent of processing: `FREQ.PR/ REFORM.DOC/ UNDOCCHK.PR/ SCAN`

Card image data format

rectangular file structure
157 cases
191 variables
80-unit-long record
4 records per case

Trubek, David M., et al.

Survey of households in five judicial districts of the United States: A civil litigation project, 1977-1979

(ICPSR 9743)

Summary: This data collection is based on the household screening survey conducted by the Civil Litigation Research Project (CLRP) in 1980. The survey was conducted in five federal judicial districts in the United States: Eastern Wisconsin, Eastern Pennsylvania, South Carolina, New Mexico, and Central California. The primary objective of the study was to identify individuals involved in disputes that might have become lawsuits. The major area of investigation was claiming behavior. The dataset also includes 54 households from the "screened experiment," whereby households known to have been involved in lawsuits were contacted. Demographic variables include the age, sex, education, occupation, and union status of the chief wage earner. Also included are the respondent's sex, race, and family income. Questions were asked about consumer problems, problems with persons who owed the respondent money, discrimination problems, debt problems, property-related problems, mortgage-related problems, landlord-tenant problems, problems with government benefits, and post-divorce problems. The unit of analysis is the household. Class IV

Universe: Households with telephones in five federal judicial districts in the United States.

Sampling: Cluster sampling using a random-digit dialing technique.

Note: In this hierarchical dataset there are a total of 14 different record types, with the number of records and variables varying from household to household. There are 116 variables for type (1) records, 10 variables for type (2) records, 51 variables for type (3) records, 10 variables for type (4) records, 11 variables for type (5) records, 8 variables for type (6) records, 6 variables for type (7) records, 14 variables for type (8) records, 15 variables for type (9) records, 7 variables for

type (10) records, 6 variables for type (11) variables, 7 variables for type (12) variables, 5 variables for type (13) records, and 8 variables for type (14) variables. A total of 5,202 households were sampled. This collection is a revision and extension of Part 3 of **Civil litigation in the United States, 1977-1979** (ICPSR 7994).

Extent of collection: 1 data file + machine-readable documentation (text) + data collection instrument

Extent of processing: MDATA

Logical record length data format

hierarchical file structure
283-unit-long record

Related publications:

Kritzer, Herbert M.

The justice broker: Lawyers and ordinary litigation. New York, NY: Oxford University Press, 1990.

Kritzer, Herbert M.

Let's make a deal: Understanding the negotiation process in ordinary litigation. Madison, WI: University of Wisconsin Press, 1991.

Kritzer, Herbert M., W.A. Bogart, and Neil Vidmar

"The aftermath of injury: Cultural factors in compensation seeking in Canada and the United States." *Law and Society Review* 25 (1991).

U.S. Sentencing Commission

Impact of sentencing guidelines on the use of incarceration in federal criminal courts in the United States, 1984-1990

(ICPSR 9845)

Summary: The primary purpose of this data collection was to examine the impact of the implementation of sentencing guidelines on the rate of incarcerative and nonincarcerative sentences imposed and on the average length of expected time to be served in incarceration for all offenses as well as for select groups of offenses. The measure of sentence length, "expected time to be served," was used to allow for assumed good time and parole reductions. This term represents the amount of time an offender can expect to

spend in prison at the time of sentencing, a roughly equivalent standard that can be measured before and after the implementation of federal criminal sentencing guidelines in 1987. Three broad offense categories were studied: drug offenses, robbery, and economic crimes. Drug offenses include a wide range of illegal activities involving marijuana, heroin, and cocaine. Robbery includes bank and postal robbery (both armed and unarmed) as well as other types of robbery offenses that appear less frequently in the federal system, such as carrying a firearm during the commission of a robbery. Economic offenses include fraud (bank, postal, and other), embezzlement (bank, postal, and other), and tax evasion. Other monthly data are provided on the number of prison and probation sentences for all offenses and by offense categories.

Universe: All federal criminal cases from 1984 to 1990 contained in the Federal Probation Sentencing and Supervision Information System (FPSSIS) of the Administrative Office of the United States Courts.

Note: The codebook for this collection also documents **Prosecutorial discretion and plea bargaining in federal criminal courts in the United States, 1983-1990** (ICPSR 9844).

Extent of collection: 1 data file + machine-readable documentation (PDF) + SAS data definition statements + SPSS data definition statements

Extent of processing: DDEF.ICPSR/ SCAN/ REFORM.DOC

Card image data format with SAS and SPSS data definition statements

rectangular file structure
81 cases
38 variables
72-unit-long record
5 records per case

Related publication:

United States Sentencing Commission

"The federal sentencing guidelines: A report on the operations of the guidelines system and short-term impacts of disparity in sentencing, use of incarceration, and prosecutorial discretion and plea bargaining." Volume 2, December 1991.

U.S. Sentencing Commission

Monitoring of federal criminal sentences, 1987–1998

(ICPSR 9317)

Summary: This collection contains information on federal criminal cases sentenced under the Sentencing Guidelines and Policy Statements of the Sentencing Reform Act of 1984. The data files include all cases received by the United States Sentencing Commission that had sentencing dates between November 1, 1987, and September 30, 1998, and were assessed as constitutional. Constitutionality compares each case's sentencing date, circuit, district, and judge to provide uniformity in reporting the cases. The cases are categorized either as New Law, with all offenses occurring after the November 1, 1987, guidelines, or as Mixed Law, with at least one count occurring after the guideline effectiveness date and other counts prior to the guidelines. The Cross-Reference Data files contain data for guidelines that are cross-referenced or that are considered to be underlying guidelines.

Universe: All federal criminal court cases entering the court system between 1987 and 1998.

Note: (1) There are undocumented codes and blanks present in the data. (2) Users should note that Part 2, 1989 Data, contains data for calendar year 1989 only, whereas the other data files are fiscal year datasets. (3) Cross-reference data are provided beginning with the 1994–1995 fiscal year. (4) The cross-reference files for the years 1996–1997 and 1997–1998 (Parts 12 and 13) contain substantially more variables than in previous years.

Extent of collection: 13 data files + machine-readable documentation (PDF) + SAS data definition statements + SPSS data definition statements

Extent of processing: CONCHK.ICPSR/
DDEF.ICPSR/MDATA.PR/REFORM.DOC/
UNDOCCHK.PR/ UNDOCCHK.ICPSR

Logical record length data format with SAS and SPSS data definition statements (for Parts 1 and 5–13 only)

Part 1

1987–1988 data
rectangular file structure
6,223 cases
90 variables
236-unit-long record
1 record per case

Part 2

1989 data
rectangular file structure
22,676 cases
90 variables
226-unit-long record
1 record per case

Part 3

1989–1990 data
rectangular file structure
29,011 cases
92 variables
548-unit-long record
1 record per case

Part 4

1990–1991 data
rectangular file structure
33,419 cases
254 variables
2,591-unit-long record
1 record per case

Part 5

1991–1992 data
rectangular file structure
38,258 cases
253 variables
738-unit-long record
1 record per case

Part 6

1992–1993 data
rectangular file structure
42,107 cases
248 variables
722-unit-long record
1 record per case

Part 7

1993–1994 data
rectangular file structure
39,971 cases
251 variables
731-unit-long record
1 record per case

Part 8
1994-1995 data
rectangular file structure
38,500 cases
252 variables
732-unit-long record
1 record per case

Part 9
1994-1995 cross-reference data
rectangular file structure
38,500 cases
158 variables
397-unit-long record
1 record per case

Part 10
1995-1996 data
rectangular file structure
42,436 cases
254 variables
762-unit-long record
1 record per case

Part 11
1995-1996 cross-reference data
rectangular file structure
42,436 cases
186 variables
551-unit-long record
1 record per case

Part 12
1996-1997 cross-reference data
rectangular file structure
48,848 cases
508 variables
1,941-unit-long record
1 record per case

Part 13
1997-1998 cross-reference data
rectangular file structure
50,754 cases
508 variables
1,943-unit-long record
1 record per case

Related publication:
United States Sentencing Commission
Annual report. Washington, DC: U.S. Government Printing Office, annual.

U.S. Sentencing Commission

Monitoring of federal criminal sentences, 1999

(ICPSR 3106)

Summary: This collection contains information on federal criminal cases sentenced under the Sentencing Guidelines and Policy Statements of the Sentencing Reform Act of 1984. The data files include all cases received by the United States Sentencing Commission that had sentencing dates between October 1, 1998, and September 30, 1999, and were assessed as constitutional. Constitutionality compares each case's sentencing date, circuit, district, and judge to provide uniformity in reporting the cases. In 1999, the United States Sentencing Commission added more variables from its databases to this collection, so the data are now provided in two files. Part 1, the main data file, includes the most important variables for each case, such as defendant's age, criminal history points, armed criminal status, case disposition, sentence, and fines applied. Part 2, the supplemental file, contains additional variables involving multiple guideline computation and count-based statutes. For a more detailed discussion of the two files, users should consult the codebook.

Note: Starting with the 1999 data, ICPSR is archiving **Monitoring of federal criminal sentences** under a new study number for each year of data. Data for the years 1993-1998 are archived under study number 9317.

Extent of collection: 2 data files + machine-readable documentation (PDF) + SAS data definition statements + SPSS data definition statements

Extent of processing: CDBK.ICPSR/
DDEF.ICPSR/ MDATA.PR/ REFORM.DATA/
REFORM.DOC/ UNDOCCHK.ICPSR

Logical record length data format with SAS and SPSS data definition statements

Part 1.
Main data file
rectangular file structure
55,557 cases
256 variables
1,449-unit-long record
1 record per case

Part 2

Supplemental data file

rectangular file structure
55,557 cases
5,072 variables
35,956-unit-long record
2 records per case

rectangular file structure

1,802 cases
55 variables
80-unit-long record
6 records per case

U.S. Sentencing Commission

National survey of judges and court practitioners, 1991

(ICPSR 9837)

Summary: The United States Sentencing Commission, established by the 98th Congress, is an independent agency in the judicial branch of government. The Commission's primary function is to institute guidelines that prescribe the appropriate form and severity of punishment for offenders convicted of federal crimes. This survey was developed in response to issues that arose during site visits conducted in conjunction with an implementation study of sentencing guidelines and was intended to supplement the information obtained in the more extensive site visit interviews. Topics include the impact of the plea agreement, departures by the court, mandatory minimum sentences, the general issue of unwarranted sentencing disparity, and whether this disparity had increased, decreased, or stayed about the same since the sentencing guidelines were imposed in 1987.

Universe: Federal district judges, public defenders, assistant United States attorneys engaged in criminal work, federal panel attorneys, and federal probation officers.

Sampling: All federal district judges and federal public defenders were surveyed. A random sample was drawn of assistant United States attorneys engaged in criminal work, federal panel attorneys, and federal probation officers who prepared presentence reports or performed investigations for those reports.

Extent of collection: 1 date file + machine-readable documentation (PDF) + SAS data definition statements + SPSS data definition statements

Extent of processing: `FREQ.PR/ DDEF.ICPSR/ CDBK.ICPSR/ REFORM.DOC/ UNDOCCHK.ICPSR`

Card image data format with SAS and SPSS data definition statements

U.S. Sentencing Commission

Organizations convicted in federal criminal courts, 1987-1998: [United States]

(ICPSR 9513)

Summary: These data, collected to assist in the development of sentencing guidelines, describe offense and sentencing characteristics for organizations sentenced in federal district courts in 1987-1998. The United States Sentencing Commission's primary function is to inform federal courts of sentencing policies and practices that include guidelines prescribing the appropriate form and severity of punishment for offenders convicted of federal crimes. Court-related variables include primary offense type, pecuniary offense loss and gain, dates of disposition and sentencing, method of determination of guilt, number of counts pled and charged, and dates and types of sentencing and restitution. Defendant organization variables include ownership structure, number of owners and employees, highest level of corporate knowledge of the criminal offense, highest level of corporate indictment and conviction for participation in the criminal offense, annual revenue, equity and financial status of the defendant organization, whether it was a criminal organization, duration of criminal activity, and risk to national security. Part 1, Organizational Defendants Data, 1988, describes offense and sentencing characteristics for organizations sentenced in federal district courts in 1988. Part 2, Organizational Defendants Data, 1989-1990, is a compilation of offense and sentencing characteristics for the population of organizations sentenced in federal district courts during the period January 1, 1989, to June 30, 1990. Part 3, Statute Data, 1989-1990, is a secondary component of the Commission's study that includes only the statutes of conviction and number of counts per conviction, during the period January 1, 1989, to June 30, 1990. Part 4, Organizational Defendants Data, 1987-1993, includes all organizational defendants sentenced pursuant to the Chapter Two, Part R (1987) antitrust guidelines and the Chapter Eight (1991) sentencing

guidelines for organizational defendants that were sentenced between November 1, 1987, through September 30, 1993, and were received by the Commission. Part 6, Organizational Defendants Data, 1994, gives information on organizational defendants sentenced during fiscal year October 1, 1993, through September 30, 1994, and includes culpability scores and Chapter Eight (1991) culpability scoring procedures. Part 8, Organizational Defendants Data, 1995, covers fiscal year October 1, 1994, through September 30, 1995, and also includes culpability scores and Chapter Eight (1991) culpability scoring procedures. This file includes 9 defendants sentenced pursuant to Section 2R1.1 (1987) and 111 defendants sentenced pursuant to the Chapter Eight guidelines. Part 9, Organizational Defendants Data, 1996, covers fiscal year October 1, 1995, through September 30, 1996. This file includes 9 defendants sentenced pursuant to Section 2R1.1 (1987) and 157 defendants sentenced pursuant to the Chapter Eight guidelines. Part 10, Organizational Defendants Data, 1997, covers fiscal year October 1, 1996, through September 30, 1997. This file includes two defendants sentenced pursuant to Section 2R1.1 (1987) and 220 defendants sentenced pursuant to the Chapter Eight guidelines. Part 11, Organizational Defendants Data, 1998, covers fiscal year October 1, 1997, through September 30, 1998. This file includes one defendant sentenced pursuant to Section 2R1.1 (1987) and 218 defendants sentenced pursuant to the Chapter Eight guidelines, and one defendant for which complete guideline application information was not received. The database does not include organizational defendants sentenced pursuant to pre-guideline procedures.

Universe: All organizational defendants sentenced in federal district courts during 1987–1998.

Note: (1) When the United States Sentencing Commission promulgated the Chapter Eight guidelines, it intended that these guidelines would apply to all defendants *sentenced* on or after November 1, 1991. However, the Department of Justice has taken the position that it will only seek the application of the Chapter Eight guidelines in those cases in which the offense *occurred* on or after November 1, 1991. The Department has further indicated that it will follow the policy irrespective of whether application of Chapter Eight would be advantageous or disadvantageous to the defendant organization. Therefore, despite the fact that prior Commission research indicates that there were approximately 300

organizational defendants sentenced annually, few organizational defendants have been sentenced pursuant to Chapter Eight to date. (2) The Extent of Processing field does not apply to Parts 1–3. (3) The codebooks for Parts 2 and 3 are hardcopy only.

Extent of collection: 9 data files + machine-readable documentation (text and PDF) + SAS data definition statements + SPSS data definition statements + database dictionaries

Extent of processing: UNDOCCHK.ICPSR/ REFORM.DOC/ DDEF.ICPSR/ MDATA.PR/ RECODE/ REFORM.DATA

Logical record length data format, with SAS and SPSS data definition statements for Parts 4, 6, 8, 9, 10, and 11

Part 1
Organizational defendants data, 1988
 rectangular file structure
 328 cases
 80 variables
 999-unit-long record
 1 record per case

Part 2
Organizational defendants data, 1989–1990
 rectangular file structure
 446 cases
 68 variables
 816-unit-long record
 1 record per case

Part 3
Statute data, 1989–1990
 rectangular file structure
 446 cases
 47 variables
 417-unit-long record
 1 record per case

Part 4
Organizational defendants data, 1987–1993
 rectangular file structure
 100 cases
 102 variables
 1,016-unit-long record
 1 record per case

Part 6
Organizational defendants data, 1994
 rectangular file structure
 104 cases
 102 variables
 1,016-unit-long record
 1 record per case

Part 8

Organizational defendants data, 1995

rectangular file structure
120 cases
102 variables
432-unit-long record
1 record per case

Part 9

Organizational defendants data, 1996

rectangular file structure
162 cases
103 variables
442-unit-long record
1 record per case

Part 10

Organizational defendants data, 1997

rectangular file structure
222 cases
103 variables
432-unit-long record
1 record per case

Part 11

Organizational defendants data, 1998

rectangular file structure
220 cases
101 variables
438-unit-long record
1 record per case

U. S. Sentencing Commission

Organizations convicted in federal criminal courts, 1999

(ICPSR 3104)

Summary: These data, collected to assist in the development of sentencing guidelines, describe offense and sentencing characteristics for organizations sentenced in federal district courts in 1999. The United States Sentencing Commission's primary function is to inform federal courts of sentencing policies and practices that include guidelines prescribing the appropriate form and severity of punishment for offenders convicted of federal crimes. Court-related variables include primary offense type, pecuniary offense loss and gain, dates of disposition and sentencing, method of determination of guilt, number of counts pled and charged, and dates and types of sentencing and restitution. Defendant organization variables include ownership structure, number of owners and employees, highest level of corporate knowledge of the criminal offense, highest level of corporate in-

dictment and conviction for participation in the criminal offense, annual revenue, equity and financial status of the defendant organization, whether it was a criminal organization, duration of criminal activity, and risk to national security. Organizational Defendants Data, 1999, covers fiscal year October 1, 1998, through September 30, 1999.

Universe: All organizational defendants sentenced in federal district courts during 1998-1999.

Note: Starting with the 1999 data, ICPSR is archiving **Organizations convicted in federal criminal courts** under a new study number for each year of data. Data for the years 1987-1998 are archived under ICPSR 9513.

Extent of collection: 1 data file + machine-readable documentation (PDF) + SAS data definition statements + SPSS data definition statements

Extent of processing: MDATA.PR/ REFORM.DOC/ DDEF.ICPSR/ UNDOCCHK.ICPSR/ RECODE/ REFORM.DATA

Logical record length data format with SAS and SPSS data definition statements

rectangular file structure
255 cases
146 variables
1,825-unit-long record
1 record per case

Related publication:

United States Sentencing Commission
Sourcebook of federal sentencing statistics, 1999. Washington, DC: United States Sentencing Commission, 2000.

U.S. Sentencing Commission

Prosecutorial discretion and plea bargaining in federal criminal courts in the United States, 1983-1990

(ICPSR 9844)

Summary: The primary purpose of this data collection was to study whether prosecutorial behavior was affected by the implementation of federal criminal sentencing guidelines in 1987. Monthly time series data were constructed on a number of prosecutorial outcomes, representing either discrete decision

steps in the processing of criminal cases or the characteristics of cases that pass through the system. Variables include disposition year and month; number of matters initiated; number of cases filed, declined, and dismissed; number of convictions by trial, by jury, and by bench trial; number of guilty pleas; ratio of guilty pleas to cases resolved; and ratio of trials to cases resolved. The collection also provides a series of dichotomous variables to assess the impact of various events on prosecutorial outcomes over time. These events include the Anti-Drug Abuse Act of 1986 (effective November 1986), implementation of the sentencing guidelines (November 1987), Anti-Drug Abuse Act of 1988 (November 1988), United States Supreme Court's decision in the *Minstretta* case affirming the constitutionality of the sentencing guidelines (January 1989), and Attorney General Thornburgh's memo outlining Justice Department policy on charging and prosecution (March 1989).

Universe: All federal criminal cases from 1983 to 1990 contained in the Federal Probation Sentencing and Supervision Information System (FPSSIS) of the Administrative Office of the United States Courts.

Note: The codebook for this collection also documents **Impact of sentencing guidelines on the use of incarceration in federal criminal courts in the United States, 1984-1990** (ICPSR 9845).

Extent of collection: 1 data file + machine-readable documentation (PDF) + SAS data definition statements + SPSS data definition statements

Extent of processing: DDEF.ICPSR/ SCAN/ REFORM.DOC

Card image data format with SAS and SPSS data definition statements

rectangular file structure
78 cases
26 variables
80-unit-long record
4 records per case

Related publication:
United States Sentencing Commission
"The federal sentencing guidelines: A report on the operations of the guidelines system and short-term impacts of dispari-

ty in sentencing, use of incarceration, and prosecutorial discretion and plea bargaining." Volume 2, December 1991.

U.S. Sentencing Commission

United States federal mandatory minimum statutes study, 1989-1990

(ICPSR 6009)

Summary: In response to a Congressional directive, the United States Sentencing Commission completed this study of federal mandatory minimum statutes with an emphasis on the presence and/or applicability of statutes prior to conviction and sentencing. To collect this type of detailed information, it was necessary to examine actual offense behavior. To that end, the Commission selected for detailed review a 12.5 percent random sample of its FY90 database of 29,011 cases, focusing on controlled substance offenses and firearms violations. The screening process yielded 1,165 cases. For these defendants, information was recorded on real offense components, indictment history, mode of conviction, and convicted charges, as well as sentence imposed, plea agreements, stipulations, and guideline factors. This information allows for a procedural tracking of cases and the application of mandatory minimum provisions at various stages of the criminal justice process. Class IV

Universe: All federal criminal court cases during the period 1989-1990.

Sampling: Cases were chosen for inclusion in this collection based upon defendants whose cases indicated the appropriateness of a mandatory minimum penalty.

Extent of collection: 1 data file + machine-readable documentation (text)

Extent of processing: MDATA

Logical record length data format

rectangular file structure
1,165 cases
approx. 350 variables
2,641-unit-long record
1 record per case

Vera Institute of Justice

New York City court employment project evaluation study, 1976-1979

(ICPSR 7832)

This study was sponsored by the U.S. Dept. of Justice, National Institute of Justice. The grant numbers are 76-NI-99-0040 and 77-NI-99-0075.

The New York City Court Employment Project (CEP) is an independent corporation under contract to New York City's Human Resources Administration. CEP was designed to divert accused offenders from routine court procedures of criminal prosecution, sentencing, and possible incarceration, and to place them into jobs, training, or vocationally oriented counseling services. Established in 1968, making it one of the oldest pretrial intervention programs in the U.S., the ultimate aim of CEP is to change the income-generating behavior of its participants to reduce their subsequent criminal activity. Eligible defendants must agree to attend mandatory counseling sessions, devise and execute an individual plan for securing training and employment, and avoid arrest and conviction during their participation. Charges are dismissed by the court if, at the end of the six-month period, CEP counselors determine that the defendant has participated successfully. The Vera Institute of Justice, a nonprofit policy research agency which originally organized CEP, conducted its evaluation of CEP with funding from the National Institute of Law Enforcement and Criminal Justice. The study compares a control group of non-CEP offenders with an experimental group of CEP participants to assess the program's effectiveness in helping offenders find and maintain employment or training and avoid criminal activity. Data were collected on 666 subjects with 410 in the experimental group and 256 in the control group. Three interviews were conducted at six-month intervals with each subject, initially to record self-reports about criminal activity, work experience, social service and training needs, and then to maintain current information about their school, employment, income, and court processing status. Files from the NYC Police Department, the Criminal Justice Agency, and CEP were used to obtain information on the prior and subsequent arrests of the participants. Variables include the age, sex, race, and charges against the defendant, previous training and work experience, satisfaction with CEP services, attendance at counseling sessions, type of employment

found, job attendance, and subsequent arrests and convictions. The collection contains 29,422 card images with up to 61 records for each of the 666 cases. Class IV

Whinery, Leo H., et al.

Predictive sentencing of 16-18 year old male habitual traffic offenders, 1969-1975: [Oklahoma]

(ICPSR 8508)

Summary: The purpose of this study was to test the way in which different treatment modalities for teenage traffic offenders affected sentencing for subsequent traffic violations. The principal investigators focused on three things: psychological motivation or investment of emotional or psychic energy which motivates offenders to violate the law, cognitive knowledge or lack of knowledge relevant to law violation, and values relevant to a person's concern for compliance with the law. Information was collected on the personality, family, and social traits of the offenders and a control group. School, court, and police records were also reviewed. Data are provided on different treatments in terms of traffic recidivism, accident involvement, and non-traffic recidivism. Class IV

Universe: All 16- to 18-year-old males in Oklahoma between the years 1969 and 1975.

Sampling: Control groups were matched to offenders based on socioeconomic and demographic characteristics.

Note: Part 5 has a FORTRAN program which may be used to produce tables for four variables over a six-year period. The tables are included in the hardcopy codebook. No further documentation for the FORTRAN program is available.

Extent of collection: 14 data files

Card image data format

Parts 1, 2:

Descriptive phase, Norman, Oklahoma: Demographic data and demographic subset data

rectangular file structure

168 and 46 cases

448 variables

80-unit-long record

11 records per case

Part 3:
Descriptive phase, Norman, Oklahoma: Sequentially sentenced Group 2 offenders in predictive phase format data
rectangular file structure
44 cases
105 variables
80-unit-long record
3 records per case

Parts 4, 5:
Quasi-control fine group, Norman, Oklahoma: Group 6, offender and 6-year recidivism data
rectangular file structure
140 and 121 cases
181 and 24 variables
80-unit-long record
4 and 7 records per case

Parts 6, 7, 8:
Predictive (cross-validation) phase, Norman, Oklahoma: Groups 1-5, offender and recidivism data
rectangular file structure
27 to 65 cases per part
105 variables
80-unit-long record
3 to 4 records per case per part

Part 9:
Predictive (cross-validation) phase, Norman, Oklahoma: 14- and 15-year-olds data
rectangular file structure
28 cases
105 variables
80-unit-long record
3 records per case

Part 10:
Predictive (cross-validation) phase, Tulsa, Oklahoma: Tulsa fine control data
rectangular file structure
65 cases
105 variables
80-unit-long record
3 records per case

Parts 11, 12:
Predictive (cross-validation) phase, Tulsa, Oklahoma: Groups 1-5, sequentially and predictively sentenced offender data
rectangular file structure
51 and 82 cases
105 variables
80-unit-long record
3 records per case

Parts 13, 14:
Predictive (cross-validation) phase, Little Cities, Oklahoma: Fine control and Group 2 sentenced offenders data
rectangular file structure
26 and 23 cases
105 variables
80-unit-long record
3 records per case

Winfree, L. Thomas

Evaluating a driving while intoxicated (DWI) night drug court in Las Cruces, New Mexico, 1997-1998

(ICPSR 3186)

This study was sponsored by U.S. Dept. of Justice, National Institute of Justice. The grant number is 96-IJ-CX-0022.

Summary: The purpose of this study was two-fold. First, researchers wanted to assess the benefits of the driving while intoxicated (DWI) drug court established in the Las Cruces, New Mexico, Municipal Court in an effort to determine its future viability. This was accomplished by examining the behaviors and attitudes of three groups of convicted drunk-drivers and determining the extent to which these groups were different or similar. The three groups included: (1) nonalcoholic first- and second-time offenders (nonalcoholic offenders), (2) alcoholic first- and second-time DWI offenders (alcoholic offenders), and (3) chronic three-time (or more) DWI offenders (chronic offenders). The second purpose of this study was to explore police officers' attitudes toward court-based treatment programs for DWI offenders, while examining the distinguishing characteristics between police officers who support court-based programs for drunk drivers and those who are less likely to support such sanctions. Data for Part 1, Drug Court Survey Data, were collected using a survey questionnaire distributed to nonalcoholic, alcoholic, and chronic offenders. Part 1 variables include blood alcohol level, jail time, total number of prior arrests and convictions, the level of support from the respondents' family and friends, and whether the respondent thought DWI was wrong, could cause injury, or could ruin lives. Respondents were also asked whether they acted spontaneously in general, took risks, found trouble exciting, ever assaulted anyone, ever destroyed property, ever extorted money, ever sold or used drugs, thought lying or stealing was OK, ever stole a car, attempted break-

ing and entering, or had been a victim of extortion. Demographic variables for Part 1 include the age, gender, race, and marital status of each respondent. Data for Part 2, Police Officer Survey Data, were collected using a survey questionnaire designed to capture what police officers knew about the DWI Drug Court, where they learned about it, and what factors accounted for their attitudes toward the program. Variables for Part 2 include police officers' responses to whether DWI court was effective, whether DWI laws were successful, the perceived effect of mandatory jail time versus treatment alone, major problems seen with DWI policies, if DWI was considered dangerous, and how the officer had learned or been briefed about the drug court. Other variables include the number of DWI arrests, and whether respondents believed that reforms weaken police power, that DWI caused more work for them, that citizens have bad attitudes, that the public has too many rights, and that stiffer penalties for DWI offenders were more successful.

Universe: Part 1: All persons convicted of DWI by the Las Cruces Municipal Court between February 24, 1997, and January 26, 1998. Part 2: Police officers who had the opportunity to arrest DWI offenders during March, April, and May of 1997.

Sampling: Random sampling was used in Part 1.

Extent of collection: 2 data files + machine-readable documentation (PDF) + SAS data definition statements + SPSS data definition statements

Extent of processing: MDATA.PR/ MDATA.ICPSR/ UNDOCCHK.ICPSR/ CDBK.ICPSR/ DDEF.ICPSR/ SCAN/ REFORM.DATA/ REFORM.DOC

Logical record length data format with SAS and SPSS data definition statements

Part 1

Drug court survey data

rectangular file structure

340 cases

194 variables

535-unit-long record

1 record per case

Part 2

Police officer survey data

rectangular file structure

63 cases

113 variables

294-unit-long record

1 record per case

Related publications:

Winfree, L. Thomas, James F. Breckenridge, Dennis Clason, Dennis Giever, James R. Maupin, G. Larry Mays, and Kelly McAuley "Evaluation of a metropolitan-area DWI night drug court" (Final Report). Washington, DC: National Institute of Justice, 2000.

Whitcomb, Debra

Survey of prosecutors' views on children and domestic violence in the United States, 1999

(ICPSR 3103)

This study was sponsored by U.S. Dept. of Justice, National Institute of Justice. The grant number is NCJ 99-WT-VX-0001.

Summary: This survey of prosecutors was undertaken to describe current practice and identify "promising practices" with respect to cases involving domestic violence and child victims or witnesses. It sought to answer the following questions: (1) What are the challenges facing prosecutors when children are exposed to domestic violence? (2) How are new laws regarding domestic violence committed in the presence of children, now operating in a small number of states, affecting practice? (3) What can prosecutors do to help battered women and their children? To gather data on these topics, the researchers conducted a national telephone survey of prosecutors. Questions asked include case assignment, jurisdiction of the prosecutor's office, caseload, protocol for coordinating cases, asking about domestic violence when investigating child abuse cases, asking about children when investigating domestic violence cases, and how the respondent found out when a child abuse case involved domestic violence or when a domestic violence case involved children. Other variables cover whether police routinely checked for prior Child Protective Services (CPS) reports; if these cases were heard by the same judge, in the same court, and were handled by the same prosecutor; if there were laws identifying exposure to domestic violence as child abuse; if there were laws applying or enhancing criminal penalties when children were exposed to domestic violence; if the state legislature was considering any such action; if prosecutors were using other avenues to enhance penalties; if there was pertinent case law; and if the respondent's office had a no-

drop policy for domestic violence cases. Additional items focus on whether the presence of children influenced decisions to prosecute, if the office would report or prosecute a battered woman who abused her children, or failed to protect her children from abuse or from exposure to domestic violence, how often the office prosecuted such women, if there was a batterers' treatment program in the community, how often batterers were sentenced to attend the treatment program, if there were programs to which the respondent could refer battered mothers and children, what types of programs were operating, and if prosecutors had received training on domestic violence issues.

Universe: Prosecutors' offices that had knowledge of, or experience with, cases involving children and domestic violence in the United States.

Sampling: Convenience sampling.

Extent of collection: 1 data file + machine-readable documentation (PDF) + SAS data definition statements + SPSS data definition statements

Extent of processing: MDATA.PR/ CDBK.ICPSR/ UNDOCCHK.ICPSR/ DDEF.ICPSR/ REFORM.DATA/ REFORM.DOC

Logical record length data format with SAS and SPSS data definition statements

rectangular file structure
93 cases
68 variables
98-unit-long record
1 record per case

Related publication:
Whitcomb, Debra
"Children and domestic violence: Challenges for prosecutors" (Final Report).
NCJ 185355. Washington, DC: National Institute of Justice, 2000.

Yankelovich, Skelly, and White, Inc.

Survey of judges on the role of courts in American society, 1979

(ICPSR 7824)

This survey was conducted in order to obtain from judges their views and experiences re-

garding the role of courts in American society, specifically on issues of caseload management. From a sample representing five regions of the country, 104 federal and state judges were interviewed about their general work practices and performance in court over the year previous to August 1979. Variables describe the amount of time judges spent on routine judicial activities, characteristics of cases requiring excessive time, the mechanisms employed in the resolution of civil disputes, techniques for reducing or more expeditiously handling heavy caseloads, and suggestions for extra-judicial dispute settlement processes that could serve as alternatives to courts. Data are also available on each judge's legal education, legal experience, and personal background.

Universe: Federal and state trial court judges in the United States.

Sampling: This data collection is the result of interviews conducted with two types of judges from five districts: Milwaukee/Eastern Wisconsin, South Carolina, Philadelphia/Eastern Pennsylvania, Albuquerque/New Mexico, and Los Angeles/Central California. A random sample of the 41 federal trial court judges actively serving on United States district courts in those districts resulted in 29 interviews, and a purposive sample of the 265 state trial court judges who presided over state courts of general jurisdiction in those districts resulted in 75 interviews. State judges were selected randomly except in two recently unified state jurisdictions — South Carolina and Wisconsin — where emphasis was placed on interviewing judges who had previously been state circuit judges. The five districts chosen could not represent the full range of courts throughout the country, but did provide a sample that was representative in terms of region, size, and degree of urbanization.

Extent of collection: 1 data file + machine-readable documentation (PDF)

Extent of processing: SCAN/ REFORM.DOC

Logical record length data format

rectangular file structure
104 cases
250 variables
720-unit-long record
1 record per case

Zuk, Gary, Deborah J. Barrow, and Gerard S. Gryski

Multi-user database on the attributes of United States Appeals Court judges, 1801-1994

(ICPSR 6796)

Summary: This project was undertaken to compile a definitive database on the personal, social, economic, career, and political attributes of judges who served on the United States Courts of Appeals from 1801 to 1994. The database includes conventional social background variables such as appointing president, religion, political party affiliation, education, and prior experience. In addition, unique items are provided: the temporal sequence of prior career experiences, the timing of and reason for leaving the bench, gender, race and ethnicity, position numbering analogous to the scheme used for the Supreme Court, American Bar Association rating, and net worth (for judges who began service on the bench after 1978). The second objective of this project was to merge these data with a multi-user database on U.S. Courts of Appeals decisions that is headed by Donald Songer and funded by the National Science Foundation. That database includes a unique identification number for each judge participating in a particular decision. The combined databases should enable scholars to explore: (1) intra- and inter-circuit fluctuation in the distribution of social background characteristics, (2) generational and presidential cohort variation in these attributes, and (3) state and partisan control of seats. The collection also facilitates the construction of models that examine the effects of personal attributes on decision-making, while controlling for the conditions above.

Universe: All judges since the founding of the Republic.

Note: Undocumented codes are present in the data.

Extent of collection: 1 data file + machine-readable documentation (text) + SAS data definition statements + SPSS data definition statements

Extent of processing: UNDOCCHK.ICPSR/
DDEF.ICPSR

Logical record length data format with SAS and SPSS data definition statements

rectangular file structure
598 cases
132 variables
2,714-unit-long record
1 record per case

Related publications:

Barrow, Deborah J., Gary Zuk, and Gerard S. Gryski

The federal judiciary and institutional change. Ann Arbor, MI: University of Michigan Press, 1996.

Zuk, Gary, Gerard S. Gryski, and Deborah J. Barrow

"Partisan transformation of the federal judiciary, 1869-1992." *American Politics Quarterly* 21, 439-457.

Gryski, Gerard S., Gary Zuk, and Deborah J. Barrow

"A bench that looks like America? Representation of African-Americans and Latinos on the federal courts." *Journal of Politics* 56, 1076-1086.

SEE ALSO...

The following data collection contains information related to topics covered in this chapter. For a full description of this study, consult the chapter indicated.

Association of the Bar of the City of New York and the Drug Abuse Council, Inc. **New York drug law evaluation project, 1973** (ICPSR 7656) See XI. Drugs, alcohol, and crime

VI. Criminal justice system

American Justice Institute

Systems and training requirements for criminal justice participants (Project STAR), 1971-1974: California, Michigan, New Jersey, Texas

(ICPSR 8392)

Project STAR was designed to collect information about the various roles of operational criminal justice personnel in order to assist in the design of educational and training programs for these personnel. Data were collected from a two-part questionnaire administered to criminal justice personnel in four states: California, Michigan, New Jersey, and Texas. The first part of the questionnaire contains general information including personal, attitudinal, and opinion items as well as questions concerning the goals of the criminal justice system. The second part consists of 97 situations which the respondent was asked to rank using a five-part scale. The situations deal with the roles of police officers, prosecuting attorneys, defense attorneys, judges, probation officers, correctional officers, and parole officers. The data are organized in four files by state. The logical record length is 3,912 characters for all cases. Class IV

Bogle Willard, Trina G.

Evaluating the Virginia court-appointed special advocate (CASA) program, 1991-1995

(ICPSR 2812)

This study was sponsored by U.S. Dept. of Justice, National Institute of Justice. The grant number is 93-IJ-CX-K022.

Summary: In 1990, the Virginia General Assembly enacted legislation that established the Court-Appointed Special Advocate (CASA) Program, a program providing child advocates in juvenile court proceedings, especially those involving abuse and neglect. The Virginia Department of Criminal Justice

Services (DCJS) administered this program. In this capacity, the DCJS coordinated services, provided funds, and participated in the development and dissemination of program information and regulations. Given these responsibilities, DCJS' Juvenile Services Section and the Criminal Justice Research Center Evaluation Section agreed that an assessment of the CASA program was needed. This study sought to evaluate the Virginia CASA program in order to provide a better understanding of CASA activities and program characteristics, and determine the impact of CASA intervention on its client population. Qualitative and quantitative data were collected from three sources: (1) administrative records gathered for a sample of 78 cases (Part 1) involving 164 children (Part 2) taken from the files of local juvenile courts, social service agencies, and CASA programs, (2) telephone interviews administered to judges (Part 3) presiding in all operational CASA jurisdictions across Virginia, and (3) surveys distributed to CASA social workers (Part 4) and volunteers (Part 5). Variables common to both Part 1 and Part 2 include the total number of abuse/neglect, custody, and Children in Need of Supervision/Services (CHINS) petitions, date of first petition, petition type, type of child abuse/neglect case, number and date of prior removals from home, number of out-of-home, group home, psychiatric, detention, and family/friend placements since the case opened, whether there was any alcohol or drug abuse involved, and the onset of these behaviors, whether there were any mental, intellectual, academic, or behavioral limitations or problems, dates of first and last court proceeding, date of finding (a social service agency determination of whether abuse/neglect occurred), permanency date, date of final placement, and the number of weeks a Court-Appointed Special Advocate (CASA) was on the case. Variables unique to Part 1 include the age, sex, and date of birth for up to six victims and up to three abusers, as well as whether any adult or child sibling of the victim had been legally removed from the household, the relationship of each abuser to each victim, and whether any of the victim's

siblings, mother, biological father, or caretaker had a criminal history, mental illness, disabilities, or abused drugs or alcohol. Other variables include the number of orders partially or fully complied with or not complied with, the number of services ordered for each victim and abuser, and whether there were any changes in the family structure. For Part 3, judges were surveyed to determine their perceptions regarding the role of CASAs, social workers, and Guardians ad Litem (GALs) in abuse/neglect cases, the benefits of the CASA program, how successful CASA case monitoring was, how useful CASA information was, and the impact CASA programs had on the court process. Judges also recommended changes or improvements they felt were needed by the CASA program that served their court. The percent of abuse/neglect, custody, and CHINS cases that each judge presided over is also included. Demographic variables for Part 4 include the age, sex, and race of each social worker. Other variables cover the length of time worked with CASAs, the number of sexual abuse, neglect, custody, and CHINS cases worked on, and the percent of time used to appear in court, write reports, review records, interview the family and child, and speak with CASAs and GALs. The respondents' perceptions of the role of CASA, social workers, and GALs, how the CASA program was beneficial or detrimental to a child, and suggestions for changes or improvements to the CASA program complete the file. Variables for Part 5 include the number of physical abuse, neglect, custody, and CHINS cases worked on by a CASA volunteer. Additional variables include the percent of time used to investigate and monitor the child, family, foster family, the GALs, the social worker, and other CASA staff, as well as the volunteer's relationship with social workers, GALs, and judges. The age, sex, race, and educational background of each volunteer are also included.

Universe: Parts 1 and 2: Children from Fairfax County, Lynchburg, or Virginia Beach, Virginia, who had been appointed a Court-Appointed Special Advocate (CASA). Part 3: Judges from all operational CASA program jurisdictions in Virginia. Part 4: CASA social workers from three evaluation sites (Fairfax County, Lynchburg, and Virginia Beach, Virginia) who had worked or might have worked with CASA volunteers. Part 5: Volunteers from all operational CASA programs in Virginia.

Sampling: Parts 1 and 2: Random sampling. Parts 3-5: Not applicable.

Note: (1) ICPSR blanked variables in Parts 1-3 and 5 in order to protect respondent privacy. (2) The final report for this data collection, obtainable through the National Criminal Justice Reference Service, describes data collected from Court-Appointed Special Advocate (CASA) program directors and Guardians ad Litem principal investigators did not include these data in this collection.

Extent of collection: 5 data files + machine-readable documentation (PDF) + SAS data definition statements + SPSS data definition statements

Extent of processing: MDATA.PR/ MDATA.ICPSR/ UNDOCCHK.ICPSR/ CDBK.ICPSR/ DDEF.ICPSR/ REFORM.DATA/ REFORM.DOC/ SCAN

Logical record length data format with SAS and SPSS data definition statements

Part 1
Sibling group data
 rectangular file structure
 78 cases
 788 variables
 2,175-unit-long record
 1 record per case

Part 2
Individual victim data
 rectangular file structure
 164 cases
 152 variables
 415-unit-long record
 1 record per case

Part 3
Judges data
 rectangular file structure
 38 cases
 88 variables
 140-unit-long record
 1 record per case

Part 4
Social worker data
 rectangular file structure
 77 cases
 116 variables
 246-unit-long record
 1 record per case

Part 5
Volunteer data
 rectangular file structure
 207 cases
 43 variables
 124-unit-long record
 1 record per case

Related publication:

Bogle, Trina G.

"Evaluation of the Virginia court-appointed special advocate (CASA) program" (Executive Summary and Final Report).

NCJ 171621. Washington, DC: National Institute of Justice, 1996.

Bureau of Justice Statistics,
U.S. Dept. of Justice

Expenditure and employment data for the criminal justice system series

These criminal justice expenditure and employment (CJEE) data are taken from a special compilation of sources available from the Census Bureau's Annual Surveys of Governments, Finance Statistics, and Employment Statistics. Levels of government covered are federal, state, county, municipal, and towns and townships. Information is included on total employment, total police protection, police protection with arrest powers, other police protection, judicial-legal employment, corrections employment, total expenditures, police protection expenditures, judicial-legal expenditures, and corrections expenditures. Types of expenditures include direct current, capital outlay, equipment, and intergovernmental. Types of employment include total, full-time, part-time, and full-time equivalent.

Note: (1) Data tables for the data from 1987- on can be obtained by contacting the National Criminal Justice Reference Service (NCJRS) at 800-851-3420. (2) This series was originally titled **Expenditure and employment data for the criminal justice system [United States]: Extract files.**

Universe: All federal, state, and local governments in the United States.

Sampling: Unless otherwise specified, larger governments were selected with certainty. Smaller governments were selected using probability sampling based on a ratio of governmental expenditures or indebtedness to the total expenditures and indebtedness of all noncertainty governments in specified groups.

Related publications:

Bureau of Justice Statistics, National Criminal Justice Information and Statistics Service, Statistics Division

Expenditure and employment data for the criminal justice system. Washington, DC: U.S. Government Printing Office, annual.

Bureau of Justice Statistics, National Criminal Justice Information and Statistics Service, Statistics Division

Justice expenditure and employment in the United States. 1985, 1988, 1990, 1992, 1995. Washington, DC: U.S. Government Printing Office, 1989, 1991, 1992, 1997, 1999.

Expenditure and employment data for the criminal justice system [United States]: CJEE extracts file, 1982

(ICPSR 8382)

Extent of collection: 1 data file + machine-readable documentation (text) + OSIRIS dictionary + SAS data definition statements + SPSS data definition statements

Extent of processing: CDBK.ICPSR/ RECODE/ DDEF.ICPSR/ MDATA.ICPSR/ UNDOCHK.ICPSR

Logical record length data format with SAS and SPSS data definition statements

rectangular file structure

321 cases

80 variables

803-unit-long record

1 record per case

Expenditure and employment data for the criminal justice system [United States]: CJEE extracts file, 1983

(ICPSR 8455)

Extent of collection: 1 data file + machine-readable documentation (text) + OSIRIS dictionary + SAS data definition statements + SPSS data definition statements

Extent of processing: UNDOCHK.ICPSR/ CDBK.ICPSR/ DDEF.ICPSR/ MDATA.ICPSR

Logical record length data format with SAS and SPSS data definition statements

rectangular file structure

321 cases

78 variables

782-unit-long record

1 record per case

**Expenditure and employment data
for the criminal justice system
[United States]: CJEE extracts file, 1984**

(ICPSR 9162)

Extent of collection: 1 data file + machine-readable documentation (PDF) + SAS data definition statements + SPSS data definition statements

Extent of processing: CDBK.ICPSR/ RECODE/ DDEF.ICPSR/ MDATA.ICPSR/ UNDOCCHK.ICPSR/ SCAN/ REFORM.DATA/ REFORM.DOC

Logical record length data format with SAS and SPSS data definition statements

rectangular file structure

321 cases

81 variables

494-unit-long record

1 record per case

**Expenditure and employment data
for the criminal justice system
[United States]: CJEE extracts file, 1985**

(ICPSR 9161)

Extent of collection: 1 data file + machine-readable documentation (PDF) + SAS data definition statements + SPSS data definition statements

Extent of processing: CDBK.ICPSR/ RECODE/ DDEF.ICPSR/ MDATA.ICPSR/ UNDOCCHK.ICPSR/ SCAN/ REFORM.DATA/ REFORM.DOC

Logical record length data format with SAS and SPSS data definition statements

rectangular file structure

321 cases

81 variables

496-unit-long record

1 record per case

**Expenditure and employment data
for the criminal justice system
[United States]: CJEE extracts file, 1986**

(ICPSR 9160)

Extent of collection: 1 data file + machine-readable documentation (text) + SPSS data definition statements

Extent of processing: CDBK.ICPSR/ RECODE/ DDEF.ICPSR/ MDATA.ICPSR/ UNDOCCHK.ICPSR

Logical record length data format with SPSS data definition statements

rectangular file structure

321 cases

96 variables

488-unit-long record

1 record per case

**Expenditure and employment data
for the criminal justice system
[United States]: CJEE extracts file, 1987**

(ICPSR 9396)

Extent of collection: 1 data file + machine-readable documentation (PDF) + OSIRIS dictionary + SAS data definition statements + SPSS data definition statements + machine-readable frequencies

Extent of processing: CDBK.ICPSR/ RECODE/ DDEF.ICPSR/ MDATA.ICPSR/ UNDOCCHK.ICPSR/ REFORM.DOC

Logical record length data format with SAS and SPSS data definition statements, and card image

rectangular file structure

321 cases

81 variables

708-unit-long record

10 records per case

**Expenditure and employment data
for the criminal justice system
[United States]: CJEE extracts file, 1988**

(ICPSR 9554)

Extent of collection: 1 data file + machine-readable documentation (text) + OSIRIS dictionary + SAS data definition statements + SPSS data definition statements

Extent of processing: CDBK.ICPSR/ RECODE/ DDEF.ICPSR/ MDATA.ICPSR/ UNDOCCHK.ICPSR

Logical record length data format with SAS and SPSS data definition statements

rectangular file structure
321 cases
81 variables
502-unit-long record
1 record per case

**Expenditure and employment data
for the criminal justice system
[United States]: CJEE extracts file, 1989**
(ICPSR 9773)

Extent of collection: 1 data file + machine-readable documentation (text) + OSIRIS dictionary + SAS data definition statements + SPSS data definition statements

Extent of processing: MDATA.ICPSR/ FREQ.ICPSR

Logical record length data format with SAS and SPSS data definition statements

rectangular file structure
330 cases
81 variables
524-unit-long record
1 record per case

**Expenditure and employment data
for the criminal justice system
[United States]: CJEE extracts file, 1990**
(ICPSR 6006)

Extent of collection: 1 data file + machine-readable documentation (text) + SAS data definition statements + SPSS data definition statements

Extent of processing: UNDOCCHK.ICPSR/
FREQ.ICPSR/ MDATA.ICPSR/ CONCHK.ICPSR

Logical record length data format with SAS and SPSS data definition statements

rectangular file structure
321 cases
79 variables
509-unit-long record
1 record per case

**Expenditure and employment data
for the criminal justice system
[United States]: CJEE extracts file, 1991**
(ICPSR 6259)

Extent of collection: 1 data file + machine-readable documentation (text) + SAS data definition statements + SPSS data definition statements

Extent of processing: FREQ.ICPSR/RECODE/
UNDOCCHK.ICPSR/ MDATA.ICPSR/ CONCHK.ICPSR/

Logical record length data format with SAS and SPSS data definition statements

rectangular file structure
321 cases
79 variables
509-unit-long record
1 record per case

**Expenditure and employment data
for the criminal justice system
[United States]: CJEE extracts file, 1992**
(ICPSR 6579)

Extent of collection: 1 data file + machine-readable documentation (text) + SAS data definition statements + SPSS data definition statements

Extent of processing: CONCHK.ICPSR/
RECODE/ UNDOCCHK.ICPSR/ MDATA.ICPSR/
REFORM.DATA/ CDBK.ICPSR/ DDEF.ICPSR

Logical record length data format with SAS and SPSS data definition statements

rectangular file structure
759 cases
79 variables
509-unit-long record
1 record per case

**Expenditure and employment data
for the criminal justice system
[United States]: CJEE extracts file, 1993**
(ICPSR 6795)

Extent of collection: 1 data file + machine-readable documentation (PDF) + SAS data definition statements + SPSS data definition statements

Extent of processing: CONCHK.ICPSR/
UNDOCCHK.ICPSR/ RECODE/ REFORM.DATA/
CDBK.ICPSR/ DDEF.ICPSR

Logical record length data format with SAS
and SPSS data definition statements

rectangular file structure
636 cases
75 variables
753-unit-long record
1 record per case

**Expenditure and employment data
for the criminal justice system
[United States]: CJEE extracts file, 1994**

(ICPSR 2257)

Extent of collection: 1 data file + machine-
readable documentation (PDF) + SAS data
definition statements + SPSS data definition
statements

Extent of processing: CONCHK.ICPSR/
UNDOCCHK.ICPSR/ RECODE/ REFORM.DATA/
CDBK.ICPSR/ DDEF.ICPSR

Logical record length data format with SAS
and SPSS data definition statements

rectangular file structure
631 cases
75 variables
501-unit-long record
1 record per case

**Expenditure and employment data
for the criminal justice system
[United States]: CJEE extracts file, 1995**

(ICPSR 2840)

Extent of collection: 1 data file + machine-
readable documentation (PDF) + SAS data
definition statements + SPSS data definition
statements

Extent of processing: CONCHK.ICPSR/
UNDOCCHK.ICPSR/ RECODE/ REFORM.DATA/
CDBK.ICPSR/ DDEF.ICPSR

Logical record length data format with SAS
and SPSS data definition statements

rectangular file structure
529 cases
76 variables
509-unit-long record
1 record per case

**Expenditure and employment data
for the criminal justice system
[United States]: CJEE extracts file, 1996**

(ICPSR 3063)

Extent of collection: 1 data file + machine-
readable documentation (PDF) + SAS data
definition statements + SPSS data definition
statements

Extent of processing: CONCHK.ICPSR/
UNDOCCHK.ICPSR/ RECODE/ REFORM.DATA/
CDBK.ICPSR/ DDEF.ICPSR

Logical record length data format with SAS
and SPSS data definition statements

rectangular file structure
529 cases
76 variables
502-unit-long record
1 record per case

**Expenditure and employment data
for the criminal justice system
[United States]: CJEE extracts file, 1997**

(ICPSR 3229)

Extent of collection: 1 data file + machine-
readable documentation (PDF) + SAS data
definition statements + SPSS data definition
statements

Extent of processing: CDBK.ICPSR/
DDEF.ICPSR/ CONCHK.ICPSR/ CONCHK.PR/
UNDOCCHK.ICPSR/ UNDOCCHK.PR

Logical record length data format with SAS
and SPSS data definition statements

rectangular file structure
627 cases
78 variables
794-unit-long record
1 record per case

Expenditure and employment data for the criminal justice system: CJEE annual files, 1971-1979

(ICPSR 7618)

Note: Data and documentation for fiscal years 1971-1975 were prepared by the Center for Advanced Computation, University of Illinois, Urbana.

Universe: All states, counties, and municipalities in the United States.

Sampling: Data are included for all states, counties, and municipalities with populations over 10,000 in the United States. Cities and municipalities under 10,000 in population were sampled in accordance with the relative size of their annual expenditures.

Extent of collection: 9 data files + machine-readable documentation (text) + OSIRIS dictionary + SAS data definition statements + SPSS data definition statements

Extent of processing: CDBK.ICPSR/ RECODE/ DDEF.ICPSR/ MDATA.ICPSR

Card image and logical record length data formats with SAS and SPSS data definition statements for the logical record length data only

Parts 1-9

Annual files, 1971-1979

rectangular file structure
7,224 to 10,742 cases per part
63 to 280 variables per part
381- to 2,486-unit-long record per part
6 to 40 records per part

Expenditure and employment data for the criminal justice system: CJEE individual units file and estimates file, 1985

(ICPSR 8650)

Universe: All state, county, municipality, and township governments and university campus police departments in the United States.

Sampling: Probability sampling in which the relative size of a government's criminal justice expenditure as reported in the 1982 Census of Governments determines its probability of selection. Each sample case was assigned a weight based on its probability of selection. Included were 173 state, county,

municipality, and township governments serving populations of 10,000 or more, 8,100 general purpose state and local governments with populations under 10,000, and 1,000 special campus police departments from universities and colleges.

Extent of collection: 2 data files + machine-readable documentation (text) + SPSS data definition statements + data collection instrument

Extent of processing: UNDOCCHK.ICPSR/ MDATA

OSIRIS and card image data formats, with SPSS data definition statements for each

Part 1

Individual units file
rectangular file structure
7,276 cases
166 variables
1,153-unit-long record
19 records per case

Part 2

Estimates file
rectangular file structure
366 cases
143 variables
691-unit-long record
11 records per case

Expenditure and employment data for the criminal justice system: CJEE individual units file and estimates file, 1988

(ICPSR 9446)

Summary: The purpose of this data collection was to collect civil and criminal justice expenditure and employment data for the Bureau of Justice Assistance (BJA), United States Department of Justice. These types of data are needed because the Justice Improvement Act of 1979, as amended, requires that block grants to each state be allocated between the state and local governments according to the ratio of state-to-local justice expenditure.

Universe: All state, county, municipality, and township governments in the United States.

Sampling: Probability sampling in which the relative size of a government's criminal justice expenditure as reported in the 1982 Census of Governments determines its prob-

ability of selection. Each sample case was assigned a weight based on its probability of selection. Included were 173 state, county, municipality, and township governments serving populations of 10,000 or more, and 8,100 general purpose state and local governments with populations under 10,000.

Extent of collection: 2 data files + machine-readable documentation (text) + SAS data definition statements + SPSS data definition statements

Extent of processing: CONCHK.ICPSR/
CDBK.ICPSR/ DDEF.ICPSR/ MDATA.ICPSR/
UNDOCCHK.ICPSR/ RECODE/ REFORM.DATA/
FREQ.ICPSR

Logical record length data format with SAS and SPSS data definition statements

Part 1

Individual units file

rectangular file structure
7,328 cases
182 variables
1,175-unit-long record
15 records per case

Part 2

Estimates file

rectangular file structure
366 cases
167 variables
840-unit-long record
1 record per case

Expenditure and employment data for the criminal justice system: CJEE longitudinal file, 1971-1979, 1985, 1988

(ICPSR 7636)

Universe: All state and county governments, all municipal and township governments, and special campus police of public universities and colleges in the United States.

Sampling: All 50 state governments, a sample of local governments within each state, and special campus police of public universities and colleges. The sample includes all county governments, all municipalities with populations of 10,000 or more, a probability sample of cities and townships with populations of less than 10,000 selected according to the relative size of annual expenditures. Each case was assigned a weight based on its probability of selection.

Extent of collection: 1 data file + machine-readable documentation (text) + SAS data definition statements + SPSS data definition statements

Extent of processing: CDBK.ICPSR/
DDEF.ICPSR/ MDATA.ICPSR/ FREQ.ICPSR/
UNDOCCHK.ICPSR/ RECODE

Logical record length data format with SAS and SPSS data definition statements

rectangular file structure
14,382 cases
1,121 variables
8,755-unit-long record
1 record per case

Bureau of Justice Statistics,
U.S. Dept. of Justice

Law enforcement agency identifiers crosswalk [United States], 1996

(ICPSR 2876)

Summary: Researchers have long been able to analyze crime and law enforcement data at the individual agency level (see **Uniform crime reporting program data: [United States]** [ICPSR 9028]) and at the county level (see, for example, **Uniform crime reporting program data [United States]: County-level detailed arrest and offense data, 1997** [ICPSR 2764]). However, analyzing crime data at the intermediate level, the city or place, has been difficult. To facilitate the creation and analysis of place-level data, the Bureau of Justice Statistics (BJS) and the National Archive of Criminal Justice Data (NACJD) created the Law Enforcement Agency Identifiers Crosswalk. The crosswalk file was designed to provide geographic and other identification information for each record included in either the Federal Bureau of Investigation's Uniform Crime Reports (UCR) files or BJS's Directory of Law Enforcement Agencies. The main variables for each record are the UCR originating agency identifier number, agency name, mailing address, Census Bureau's government identification number, UCR state and county codes, and Federal Information Processing Standards (FIPS) state, county, and place codes. These variables make it possible for researchers to take police agency-level data, combine them with Bureau of the Census and BJS data, and perform place-level, jurisdiction-level, and government-level analyses.

Universe: Law enforcement agencies in the United States.

Extent of collection: 1 data file + machine-readable documentation (PDF) + SAS data definition statements + SPSS data definition statements

Extent of processing: CDBK.ICPSR/ RECODE/ DDEF.ICPSR/ REFORM.DATA/ REFORM.DOC

Logical record length data format with SAS and SPSS data definition statements

rectangular file structure
23,169 cases
29 variables
393-unit-long record
1 record per case

Related publication:

Lindgren, Sue A., and Marianne W. Zawitz.
"Linking uniform crime reporting data to other datasets." NCJ 185233. Washington, DC: Bureau of Justice Assistance, May 2001.

Bureau of Justice Statistics,
U.S. Dept. of Justice

National justice agency list series

The National Justice Agency List is a master name and address file created and maintained by the Bureau of the Census for the Bureau of Justice Statistics. The file was first created in 1970 and contains information for the following sectors: public defenders, law enforcement agencies, courts, probation enforcement agencies, probation and parole agencies, local corrections, state adult corrections, relations with American Indians, and other justice agencies. In 1995, two additional sectors were added: federal adult corrections and juvenile corrections. Variables include name of the agency, address, state and region identification, telephone number, FIPS code, population, total workload, and number of professional and total employees. Two additional data files have been added to this series, beginning in 1995: Federal Adult Correctional Data and Juvenile Correctional Data.

Universe: All criminal justice agencies in the United States.

Related publication:

Bureau of Justice Statistics
"Justice agencies in the United States"
(Summary Report). Washington, DC: U.S. Government Printing Office, 1980.

National justice agency list, 1980

(ICPSR 7858)

Extent of collection: 10 data files + machine-readable documentation (text) + SAS data definition statements + SPSS data definition statements + OSIRIS dictionaries

Extent of processing: UNDOCCHK.ICPSR/ MDATA.ICPSR/ DDEF.ICPSR/ CDBK.ICPSR/ RECODE

Logical record length data format with SAS and SPSS data definition statements

Part 1

Court subfile
rectangular file structure
20,094 cases
28 variables
205-unit-long record
1 record per case

Part 2

State adult correctional facilities subfile
rectangular file structure
791 cases
31 variables
211-unit-long record
1 record per case

Part 3

Public defender agencies subfile
rectangular file structure
746 cases
31 variables
211-unit-long record
1 record per case

Part 4

Probation and parole agencies subfile
rectangular file structure
3,575 cases
31 variables
213-unit-long record
1 record per case

Part 5

Other justice agencies subfile

rectangular file structure
1,788 cases
37 variables
223-unit-long record
1 record per case

Part 6

Local adult correctional facilities subfile

rectangular file structure
3,495 cases
31 variables
212-unit-long record
1 record per case

Part 7

Prosecution and civil attorney agencies subfile

rectangular file structure
8,562 cases
31 variables
213-unit-long record
1 record per case

Part 8

Federal and Indian tribal agencies subfile

rectangular file structure
1,215 cases
28 variables
205-unit-long record
1 record per case

Part 9

Law enforcement agencies subfile

rectangular file structure
19,298 cases
29 variables
214-unit-long record
1 record per case

Part 10

Juvenile detention and correctional facilities subfile

rectangular file structure
547 cases
36 variables
321-unit-long record
1 record per case

National justice agency list, 1985

(ICPSR 8489)

Class IV

Extent of collection: 1 data file + machine-readable documentation (text)

Logical record length data format

rectangular file structure
60,829 cases
38 variables
360-unit-long record
1 record per case

National justice agency list, 1986

(ICPSR 8692)

Class IV

Extent of collection: 1 data file

Logical record length data format

rectangular file structure
59,975 cases
39 variables
360-unit-long record
1 record per case

National justice agency list, 1987

(ICPSR 9482)

Class IV

Extent of collection: 1 data file

Logical record length data format

rectangular file structure
61,408 cases
40 variables
360-unit-long record
1 record per case

National justice agency list, 1992

(ICPSR 6228)

Extent of collection: 1 data file + machine-readable documentation (text) + SAS data definition statements + SPSS data definition statements

Logical record length data format with SAS and SPSS data definition statements

rectangular file structure
25,026 cases
40 variables
360-unit-long record
1 record per case

National justice agency list, 1995
(ICPSR 6726)

Extent of collection: 11 data files + machine-readable documentation (text) + SAS data definition statements + SPSS data definition statements

Extent of processing: CDBK.ICPSR/
CONCHK.ICPSR/ DDEF.ICPSR/ RECODE/
REFORM.DATA

Logical record length data format with SAS
and SPSS data definition statements

Part 1
Public defenders data
rectangular file structure
1,087 cases
41 variables
490-unit-long record
1 record per case

Part 2
Law enforcement data
rectangular file structure
19,043 cases
41 variables
490-unit-long record
1 record per case

Part 3
Courts data
rectangular file structure
19,346 cases
41 variables
490-unit-long record
1 record per case

Part 4
Probation and parole data
rectangular file structure
5,461 cases
41 variables
490-unit-long record
1 record per case

Part 5
Juvenile correctional data
rectangular file structure
1,120 cases
41 variables
490-unit-long record
1 record per case

Part 6
Local adult correctional data
rectangular file structure
3,326 cases
41 variables
490-unit-long record
1 record per case

Part 7
State adult correctional data
rectangular file structure
1,441 cases
41 variables
490-unit-long record
1 record per case

Part 8
Federal adult correctional data
rectangular file structure
122 cases
41 variables
490-unit-long record
1 record per case

Part 9
Other justice agencies data
rectangular file structure
1,788 cases
41 variables
490-unit-long record
1 record per case

Part 10
Prosecution and civil attorneys data
rectangular file structure
8,578 cases
41 variables
490-unit-long record
1 record per case

Part 11
Federal and tribal agencies data
rectangular file structure
1,264 cases
41 variables
490-unit-long record
1 record per case

Bureau of Justice Statistics,
U.S. Dept. of Justice

State and local probation and parole systems, 1976

(ICPSR 7673)

Summary: This study is a census of all state and local probation and parole systems. It was conducted in late 1976 by the United States Bureau of the Census for the Bureau of Justice Statistics. The data contain information on each agency, including jurisdiction, funding and operation, employment, and client caseload.

Universe: Parole-granting authorities and probation and parole agencies administered by state and local governments.

Extent of collection: 1 data file + machine-readable documentation (text) + OSIRIS dictionary + SAS data definition statements + SPSS data definition statements

Extent of processing: CDBK.ICPSR/ RECODE/ MDATA.ICPSR/ DDEF.ICPSR/ UNDOCCHK.ICPSR

Logical record length data format with SAS and SPSS data definition statements

rectangular file structure
3,587 cases
96 variables
368-unit-long record
1 record per case

Bureau of Justice Statistics,
U.S. Dept. of Justice

State and local prosecution and civil attorney systems, 1976

(ICPSR 7674)

Summary: The purpose of this data collection was to establish a current name and address listing of state and local government prosecution and civil attorney agencies and to obtain information about agency function, jurisdiction, employment, funding, and attorney compensation arrangements. The data for each agency include information for any identifiable local police prosecutors. Excluded from the study were private law firms that perform legal services periodically for a government and are compensated by retainers and fees. Variables cover agency functions and jurisdiction, agency funding, number and types of

employees, compensation and employment restrictions for attorneys, agency's geographical jurisdiction, number of branch offices, and number of branch office employees.

Universe: All state, county, and municipal government agencies engaged in prosecution or in providing civil legal services to the government.

Extent of collection: 1 data file + machine-readable documentation (text) + OSIRIS dictionary + SAS data definition statements + SPSS data definition statements

Extent of processing: CDBK.ICPSR/ RECODE/ MDATA.ICPSR/ DDEF.ICPSR/ UNDOCCHK.ICPSR

Logical record length data format with SAS and SPSS data definition statements

rectangular file structure
9,229 cases
52 variables
141-unit-long record
1 record per case

Bureau of Planning, Research, and Statistics, Florida Department of Corrections

Florida's criminal justice workforce research information system, 1985-1996

(ICPSR 2542)

This study was sponsored by the U.S. Dept. of Justice, National Institute of Justice. The grant number is 94-IJ-CX-0024.

Summary: This project sought to prove that research files could be created through the extraction of personnel management systems data. There were five goals associated with designing and creating the Florida Criminal Justice Workforce Research Information System: (1) to extract data from two transaction management information systems, which could then be used by researchers to describe and analyze the workforce that administers justice in Florida, (2) to pilot test the concept of developing a new research information source from existing data systems, (3) to forge partnerships with diverse criminal justice agencies having a mutual need to understand their respective workforces, (4) to design research files to enable internal and external researchers to utilize the data for analytical purposes, and (5) to describe the

methodology used to create the workforce information system in sufficient detail to enable other states to replicate the process and develop their own criminal justice workforce research databases. The project was jointly conceived, designed, and completed by two state-level criminal justice agencies with diverse missions and responsibilities: the Florida Department of Law Enforcement (FDLE) and the Florida Department of Corrections (FDC). Data were extracted from two personnel management systems: the Automated Transaction Management System (ATMS) operated by the Florida Department of Law Enforcement, which contains data on all certified law enforcement, correctional, and correctional probation officers in Florida (Part 1), and the Cooperative Personnel Employment System (COPES) operated by the Department of Management Services, which contains data on all state employees (Part 2). Parts 3–5 consist of data extracted from Parts 1 and 2 regarding certification status (Part 3), education (Part 4), and training (Part 5). Two demographic variables, race and sex, are found in all parts. Parts 1 and 2 also contain variables on employment event type, employer type, position type, salary plan, job class, appointment status, and supervisor indicator. Part 3 variables are certification event type and certificate type. Part 4 variables include degree earned and area of degree. Part 5 includes a variable for passing or failing training certification.

Universe: All criminal justice employees in Florida in 1996.

Sampling: Unknown.

Note: (1) The last record of each of the data files for Parts 2–5 ends in the middle of the record. ICPSR was unable to verify the correct case counts for these files with the principal investigators. (2) The user guide and codebook are provided by ICPSR as a Portable Document Format (PDF) file.

Extent of collection: 5 data files + machine-readable documentation (PDF) + SAS data definition statements + SPSS data definition statements

Extent of processing: CDBK.ICPSR/ SCAN/
DDEF.ICPSR/ MDATA.PR/ MDATA.ICPSR/
REFORM.DOC/ UNDOCCHK.ICPSR

Logical record length data format with SAS and SPSS data definition statements

Part 1

Automated transaction management system (ATMS) employment data

rectangular file structure

209,840 cases

22 variables

80-unit-long record

1 record per case

Part 2

Cooperative personnel employment system (COPES) data

rectangular file structure

2,909,620 cases

22 variables

80-unit-long record

1 record per case

Part 3

Certification status extract data

rectangular file structure

67,096 cases

6 variables

21-unit-long record

1 record per case

Part 4

Education event extract data

rectangular file structure

4,530 cases

8 variables

30-unit-long record

1 record per case

Part 5

Training event extract data

rectangular file structure

294,765 cases

8 variables

33-unit-long record

1 record per case

Related publications:

Florida Department of Corrections. Bureau of Planning, Research, and Statistics.

"Florida criminal justice research information system" (Final Activities Report).

Washington, DC: National Institute of Justice, 1996.

Florida Department of Corrections. Bureau of Planning, Research, and Statistics.

"Florida criminal justice research information system" (Summary of Findings).

Washington, DC: National Institute of Justice, 1996.

Bureau of Social Science Research, Inc.

National manpower survey, 1973–1976
(ICPSR 7675)

The National Manpower Survey was undertaken in 1974 to assess the adequacy of existing federal, state, and local training and education (T and E) programs to meet current personnel needs in various law enforcement and criminal justice functions and operations. In order to assess the future adequacy of T and E resources, the study intended to project future personnel and training needs by occupation, in relation to anticipated availability of qualified personnel. It also sought to establish "needs priorities" as a basis for future training and academic assistance programs to be funded by the Bureau of Justice Statistics (BJS). The study design systematically covers the personnel needs in all state and local government agencies which are part of the law enforcement and criminal justice system. Sectors within the system include: (1) law enforcement sector, consisting of police departments and sheriffs agencies ranging in size from one person constabularies to large city departments employing 20,000 or more personnel; (2) correctional sector, including both adult and juvenile correctional institutions and agencies; (3) judicial process sector including a wide range of courts with varying jurisdictions and scopes, district attorneys' or prosecutors' offices, and public defenders' offices. The Bureau of Social Science Research was responsible for the acquisition and assessment of existing statistical data as well as the design and execution of systematic mail surveys of agencies, officials, and employees within the law enforcement/criminal justice system. Nine nationwide surveys were directed to executives in criminal justice agencies and two additional surveys were sent to general and appellate jurisdiction courts. The surveys attempted to assess manpower problems, in-service training content, and attitudes toward various issues such as plea bargaining and team policing. The data contain approximately 358 variables varying from 200 to 2,000 cases per file, and a total of 98,924 across all 11 surveys. Class II

Burnham, R.W., and Helen Burnham

United Nations world surveys on crime trends and criminal justice systems, 1970–1994: Restructured five-wave data

(ICPSR 2513)

This study was sponsored by the U.S. Dept. of Justice, National Institute of Justice. The grant number is 97-MU-CX-0002.

Summary: The United Nations International Crime Prevention and Criminal Justice Branch began the Surveys of Crime Trends and Operations of Criminal Justice Systems (formerly known as the World Crime Surveys) in 1978. The goal of the data collection effort was to conduct a more focused inquiry into the incidence of crime worldwide. To date, there have been five quinquennial surveys, covering the years 1970–1975, 1975–1980, 1980–1986, 1986–1990, and 1990–1994, respectively. Starting with the 1980 data, the waves overlap by one year to allow for reliability and validity checks of the data. For this data collection, the original United Nations data were restructured into a standard contemporary file structure, with each file consisting of all data for one year. Naming conventions were standardized, and each country and each variable was given a unique identifying number. Crime variables include counts of recorded crime for homicide, assault, rape, robbery, theft, burglary, fraud, embezzlement, drug trafficking, drug possession, bribery, and corruption. There are also counts of suspects, persons prosecuted, persons convicted, and prison admissions by crime, gender, and adult or juvenile status. Other variables include the population of the country and largest city; budgets and salaries for police, courts, and prisons; and types of sanctions, including imprisonment, corporal punishment, deprivation of liberty, control of freedom, warning, fine, and community sentence. The countries participating in the survey and the variables available vary by year.

Universe: All countries.

Sampling: The surveys were distributed to member and nonmember states of the United Nations and completed on a voluntary basis.

Note: While the United Nations International Crime Prevention and Criminal Justice Branch originally collected these data, this particular data collection is not an official product of the United Nations. For more information on the

original United Nations data, users are advised to consult the United Nations Crime and Justice Information Network at: <http://www.uncjin.org>.

Extent of collection: 33 data files + machine-readable documentation (PDF) + SAS data definition statements + SPSS data definition statements

Extent of processing: CDBK.ICPSR/ SCAN/ DDEF.ICPSR/ MDATA.ICPSR/ REFORM.DATA/ REFORM.DOC/ UNDOCCHK.ICPSR

Logical record length data format with SAS and SPSS data definition statements

Parts 1-6

Wave I, 1970-1975 data

rectangular file structure
53 to 78 cases per part
9 to 12 variables per part
50- to 66-unit-long record per part
1 record per case

Parts 7-12

Wave II, 1975-1980 data

rectangular file structure
73 to 78 cases per part
114 variables
521- to 535-unit-long record per part
1 record per case

Parts 13-19

Wave III, 1980 data

rectangular file structure
80 to 92 cases per part
101 to 185 variables per part
550- to 926-unit-long record per part
1 record per case

Parts 20-24

Wave IV, 1986 data

rectangular file structure
96 to 117 cases per part
140 to 235 variables per part
737- to 1,211-unit-long record per part
1 record per case

Parts 25-29

Wave V, 1990 data

rectangular file structure
90 to 91 cases per part
175 to 288 variables per part
957- to 1,577-unit-long record per part
1 record per case

Part 30

Text comments for Wave III

Part 31

Text comments for Wave IV

Part 32

Text comments for Wave V

Part 33

Merged 1970-1994 data

157 cases
3,742 variables
19,438-unit-long record
1 record per case

Related publication:

Burnham, R.W.

"A first analysis of the United Nations data set on crime trends and the operations of criminal justice systems" (Final Report).
Washington, DC: National Institute of Justice, 1999.

Camp, George M., and LeRoy Gould

Influence of sanctions and opportunities on rates of bank robbery, 1970-1975: [United States]

(ICPSR 8260)

This study was sponsored by the U.S. Dept. of Justice, National Institute of Justice. The grant number is 79-NI-AX-0117.

Summary: This study was designed to explain variations in crime rates and to examine the deterrent effects of sanctions by combining the effects of economic and sociological independent variables. The study concentrated primarily on bank robberies, but it also examined burglaries and other kinds of robberies over the period 1970-1975. The research design combined variables from three different perspectives: economic, sociological, and opportunity, in order to examine the effects of sanctions on robberies. Economic variables included certainty, severity, and immediacy of criminal sanctions. Sociological variables included urbanization, population mobility, rigidity of class structure, and economic means/ends discontinuities. Opportunity variables consisted of exposure, guardianship, and attractiveness of object. Other variables examined were (1) demographic information, including population changes and growth, percent nonwhite, income, and unemployment, (2) characteristics of banks, bank robberies, and assets, and (3) criminal justice information on crime clearance rates, arrests, and sentences. Class IV

Universe: Bank robberies in the 50 states, 1970-1975.

Sampling: The data collection is a pooled cross-sectional time-series of bank robberies in 50 states over a period of 6 years (1970-1975), resulting in 300 observations.

Extent of collection: 1 data file

Card image data format

rectangular file structure
300 cases
56 variables
80-unit-long record
7 records per case

Related publication:

Gould, L.C., G.M. Camp, and J.K. Peck
"Economic and sociological theories of deterrence, motivation, and criminal opportunity: A regression analysis of bank robbery and other property crimes" (Unpublished report). South Salem, NY: Criminal Justice Institute, Inc., 1983.

Center for Action Research and Social Science Education Consortium

Law-related education evaluation project [United States], 1979-1984

(ICPSR 8406)

Data were gathered for this evaluation to assess the degree of awareness of and receptivity to law-related education among professional groups and primary and secondary students. In 1981 and 1982, questionnaires were mailed to a sample of professionals in certain educational organizations as well as to school principals, juvenile justice personnel, and law school deans. The respondents were asked about their knowledge of and interest in law-related educational programs. Primary and secondary school students were selected for an impact evaluation of the law-related education programs. Questionnaires were administered to students during academic years 1982-1983 and 1983-1984, before and after taking law-related education courses. The data are organized in four files, two files from the mailout surveys and two from the student impact questionnaires. The logical record length for the mailed surveys is 73 characters, with 1,790 cases in 1981 and 1,200 cases in 1982. The student file for 1982-1983 has 1,348 cases and a logical record length of 567; the file for 1983-1984 has 1,120 cases and a logical record length of 484. Class IV

Chabotar, Kent

National assessment of criminal justice needs, 1983: [United States]

(ICPSR 8362)

This study was sponsored by the U.S. Dept. of Justice, National Institute of Justice. The grant number is 80-IJ-CX-0001.

Summary: In 1983, the National Institute of Justice sponsored a program evaluation survey by Abt Associates that was designed to identify the highest priority needs for management and operational improvements in the criminal justice system. Six groups were surveyed: judges and trial court administrators, corrections officials, public defenders, police, prosecutors, and probation/parole officials. Variables in this study include background information on the respondents' agencies, such as operating budget and number of employees, financial resources available to the agency, and technical assistance, research, and initiative programs used by the agency. The codebook includes the mailed questionnaire sent to each of the six groups in the study as well as a copy of the telephone interview guide.

Extent of collection: 6 data files + machine-readable documentation (PDF)

Extent of processing: REFORM.DOC/ SCAN

Card image data format

Part 1
Judges and trial court administrators
rectangular file structure
234 cases
approx. 100 variables
80-unit-long record
4 records per case

Part 2
Public defenders
rectangular file structure
78 cases
approx. 90 variables
80-unit-long record
4 records per case

Part 3
Corrections officials
rectangular file structure
275 cases
approx. 90 variables
80-unit-long record
4 records per case

Part 4

Police

rectangular file structure
403 cases
approx. 100 variables
80-unit-long record
4 records per case

Part 5

Probation and parole officers

rectangular file structure
184 cases
approx. 100 variables
80-unit-long record
4 records per case

Part 6

Prosecutors

rectangular file structure
273 cases
approx. 100 variables
80-unit-long record
4 records per case

Champagne, Anthony S., and
Stuart Nagel

Legal service agencies, 1970

(ICPSR 7369)

These data, focusing on the effectiveness of legal service programs, were collected by the Office of Legal Services under the Office of Economic Opportunity. The data include information about each agency, its budget, and the characteristics of its clients and personnel. Evaluations of the agency's effectiveness and operation were made by a visiting observer based on consultations with staff and community members. Evaluative measures include community attitudes, agency resources, and staff competence.

Extent of collection: 1 data file + machine-readable documentation (text) + SAS data definition statements + SPSS data definition statements

Extent of processing: CDBK.ICPSR/ DDEF.ICPSR/ MDATA.ICPSR/ RECODE/ UNDOCHK.ICPSR

Logical record length data format with SAS and SPSS data definition statements

rectangular file structure
197 cases
175 variables
730-unit-long record
1 record per case

Related publications:

Champagne, Anthony S.

Causes of legal services effectiveness.
Beverly Hills, CA: Sage Publications (Series in Administration and Policy Studies), 1975.

Nagel, Stuart

"A graphic look at the legal services program." *Frontiers of Economics* 1 (1975), 118-124.

Collins, James J., Donna L. Spencer, et al.

Evaluation of North Carolina's 1994 structured sentencing law, 1992-1998

(ICPSR 2891)

This study was sponsored by the U.S. Dept. of Justice, National Institute of Justice. The grant number is 96-CE-VX-0013.

Summary: Effective October 1, 1994, the state of North Carolina implemented a new structured sentencing law that applied to all felony and misdemeanor crimes (except for driving while impaired) committed on or after October 1, 1994. Under the new structured sentencing law parole was eliminated, and a sentencing commission developed recommended ranges of punishment for offense and offender categories, set priorities for the use of correctional resources, and developed a model to estimate correctional populations. This study sought to investigate sentencing reforms by looking at the effects of structured sentencing on multiple aspects of the adjudication process in North Carolina. A further objective was to determine whether there were differences in the commission of institutional infractions between inmates sentenced to North Carolina prisons under the pre-structured versus structured sentencing laws. Researchers hoped that the results of this study may help North Carolina and jurisdictions around the country (1) anticipate the likely effects of structured sentencing laws, (2) design new laws that might better achieve the jurisdictions' goals, and (3) improve the potential of sentencing legislation in order to enhance public safety in an effective and equitable way. Administrative records data were collected from two sources. First, in order to examine the effects of structured sentencing on the adjudication process in North Carolina, criminal case data were obtained from the North Carolina Administrative Office of the Courts (Parts 1 and 2). The pre-structured sentencing and structured

sentencing samples were selected at the case level, and each record in Parts 1 and 2 represents a charged offense processed in either the North Carolina Superior or District Court. Second, inmate records data were collected from administrative records provided by the North Carolina Department of Correction (Part 3). These data were used to compare the involvement in infractions of inmates sentenced under both pre-structured and structured sentencing. The data for Part 3 focused on inmates entering the prison system between June 1, 1995, and January 31, 1998. Variables for Parts 1 and 2 include type of charge, charged offense date, method of disposition (e.g., dismissal, withdrawal, jury trial), defendant's plea, verdict for the offense, and whether the offense was processed through the North Carolina Superior or District Court. Structured sentencing offense class and modified Uniform Crime Reporting code for both charged and convicted offenses are presented for Parts 1 and 2. There are also county, prosecutorial district, and defendant episode identifiers in both parts. Variables related to defendant episodes include types of offenses within episode, total number of charges and convictions, whether all charges were dismissed, whether any felony charge resulted in a jury trial, and the adjudication time for all charges. Demographic variables for Parts 1 and 2 include the defendant's age, race, and gender. Part 3 variables include the date of prison admission, sentence type, number of prior incarcerations, number of years served during prior incarcerations, maximum sentence length for current incarceration, jail credit in years, count of all infractions during current and prior incarcerations, reason for incarceration, infraction rate, the risk for alcohol and drug dependency based on alcohol and chemical dependency screening scores, and the number of assault, drug/alcohol, profanity/disobedience, work absence, and money/property infractions during an inmate's current incarceration. Demographic variables for Part 3 include race, gender, and age at the time of each inmate's prison admission.

Universe: Part 1: Criminal offenders sentenced under North Carolina's pre-structured sentencing law. Part 2: Criminal offenders sentenced under North Carolina's structured sentencing law. Part 3: inmates entering North Carolina's prison system between June 1, 1995, and January 31, 1998, sentenced under both pre-structured and structured sentencing laws.

Sampling: The Administrative Office of the Courts (AOC) sampled their criminal case database and extracted cases based on one criterion, which required that each case have at least one criminal offense (certain traffic offenses, probation violations, and infractions were excluded) disposed during January–June 1994 and January–June 1996. Charged offense and disposition dates for offense records were later constrained to within the time period from October 1, 1992, through September 30, 1994, for Part 1 and from October 1, 1994, through September 30, 1996, for Part 2. For Part 3, inmates entering the prison system (whether a minimum or maximum security institution) between June 1, 1995, and January 31, 1998, were identified from the North Carolina Department of Correction inmate records.

Note: The user guide and codebook are provided by ICPSR as Portable Document Format (PDF) files.

Extent of collection: 3 data files + machine-readable documentation (PDF) + SAS data definition statements + SPSS data definition statements

Extent of processing: MDATA.PR/ MDATA.ICPSR/ UNDOCCHK.ICPSR/ CDBK.ICPSR/ DDEF.ICPSR/ SCAN/ REFORM.DATA/ REFORM.DOC

Logical record length data format with SAS and SPSS data definition statements

Part 1
North Carolina administrative office of the courts pre-structured sentencing data
 rectangular file structure
 263,052 cases
 65 variables
 183-unit-long record
 1 record per case

Part 2
North Carolina administrative office of the courts structured sentencing data
 rectangular file structure
 277,188 cases
 65 variables
 183-unit-long record
 1 record per case

Part 3
North Carolina department of correction data
 rectangular file structure
 15,649 cases
 31 variables
 109-unit-long record
 1 record per case

Related publication:

Collins, James J., Donna L. Spencer, et al.
"Evaluation of North Carolina's structured
sentencing law" (Final Report). Washing-
ton, DC: National Institute of Justice, 1999.

Dunworth, Terence, and Aaron J. Saiger

**State strategic planning under the
drug control and system improvement
formula grant program in the United
States, 1990**

(ICPSR 9748)

This study was sponsored by the U.S. Dept.
of Justice, National Institute of Justice. The
grant number is 89-IJ-CX-0034.

Summary: This evaluation of the Drug Control and System Improvement Formula Grant Program focuses on the federal-state relationship and on the drug-related, crime-combat strategies that states must develop in order to receive federal aid. The primary goals of the project were to (1) describe state-established strategic planning processes, (2) evaluate the strategies, (3) report on state reactions to the program, and (4) make recommendations for improvement in strategic planning processes. Five-state, on-site observation of planning processes and a mail survey of all states and territories participating in the program were conducted, as well as a review of all strategy submissions. Variables in Part 1 include the Formula Grant Program's role in the state and its relationship with other agencies, policy boards, and working groups; the roles that these agencies play in Bureau of Justice Assistance (BJA) strategy; funds allocated to local criminal justice programs; and criteria used in selecting geographical areas of greatest need. Variables from Part 2 relate to the variety and use of state criminal justice data, difficulties in obtaining such data, federal grant requirements, allocation of subgrants, and input of various individuals and agencies in different stages of BJA strategy development. Class IV

Universe: All United States states and territories.

Sampling: All 50 states, except Massachusetts, plus the District of Columbia, American Samoa, Guam, the Northern Mariana Islands, Puerto Rico, and the Virgin Islands.

Note: Since the data are divided into two files, only one of which includes state identifiers, it is not possible to use variables from both files in some types of analyses, with the exception of the comparison means. Clearer evaluations can be made if analyses are drawn from a single data file. Users must also note that not all items on the questionnaire are coded into the data, notably items that elicited an open response, as well as the following items: Section 1: Questions 4b-4e, 5-9, 11-13, 15, 17-22; Section 3: Question 23h; and Section 4: Questions 16f, 17-21.

Extent of collection: 2 data files + data collection instrument

Extent of processing: CONCHK.PR/ FREQ.PR

Logical record length (Part 1) and card image data formats

Part 1
State data
rectangular file structure
55 cases
64 variables
109-unit-long record
1 record per case

Part 2
National data
rectangular file structure
55 cases
202 variables
89-unit-long record
5 records per case

Related publication:
Dunworth, T., and A.J. Saiger
State strategic planning under the drug control and system improvement formula grant program. N-3339-NIJ. Santa Monica, CA: RAND, 1991.

Ehrlich, Isaac

**Deterrent effects of punishment on
crime rates, 1959-1960**

(ICPSR 7716)

This is a study of major crimes committed in 1960 in 47 states of the United States (New Jersey, Alaska, and Hawaii were excluded). For each state the reported crime rates were determined for each of the Federal Bureau of Investigation's seven index crimes: murder, rape, assault, larceny, robbery, burglary, and

auto theft. In addition, the probability of prison commitment and the average time served by those sentenced were determined and are reported for each of the index crimes. A number of socioeconomic variables, along with per capita police expenditures for 1959 and 1960, are reported in the dataset. A second edition of this dataset exists: format conversion errors were corrected and the codebook now includes descriptive 24-character variable names and an appendix that lists the definitions for the crime classifications used in the collection. The study contains 66 variables for 47 cases. Class II

Extent of collection: 1 data file + machine-readable documentation (text) + OSIRIS dictionary

Related publications:

Ehrlich, Isaac

"Participation in illegitimate activities: A theoretical and empirical investigation." *Journal of Political Economy* (May/June 1973), 521-565.

Vandaele, W.

"Participation in illegitimate activities: Ehrlich revisited." In Blumstein, A., J. Cohen, and D. Nagin (eds.), *Deterrence and incapacitation: Estimating the effects of criminal sanctions on crime rates*. Washington, DC: National Academy of Sciences, 1978, 319-335.

Feyerherm, William H.

Individual responses to affirmative action issues in criminal justice agencies, 1981: [United States]

(ICPSR 9311)

This study was sponsored by the U.S. Dept. of Justice, National Institute of Justice. The grant number is 81-IJ-CX-K003.

Summary: These data, which are part of a larger study undertaken by the University of Wisconsin-Milwaukee, evaluate the responses of criminal justice employees to affirmative action within criminal justice agencies. Information is provided on employees' (1) general mood, (2) attitudes across various attributes, such as race, sex, rank, education, and length of service, and (3) demographic characteristics, including age, sex, race, educational level, parents' occupations, and living arrangements. The use of criminal justice employees as the units of analysis provides

attitudinal and perceptual data in assessing affirmative action programs within each agency. Variables include reasons for becoming a criminal justice employee, attitudes toward affirmative action status in general, and attitudes about affirmative action in criminal justice settings. Class IV

Universe: Employees of criminal justice agencies in the United States.

Sampling: A sample of 19 agencies was taken from over 200 criminal justice organizations nationwide. Employees within those 19 agencies were then randomly sampled.

Note: Two versions of the questionnaire were used, one for employees who worked for correctional agencies, another slightly different version for employees of law enforcement agencies. The substantive content of the questions was not altered.

Extent of collection: 1 data file

Card image data format

rectangular file structure
905 cases
165 variables
80-unit-long record
17 records per case

Related publications:

Feyerherm, William

"Analysis of individual responses to affirmative action issues" (Final Report). Washington, DC: National Institute of Justice, 1984.

Feyerherm, William

"Assessment of affirmative action in criminal justice agencies: An executive summary." Washington, DC: National Institute of Justice, 1984.

Goodrum, Sarah Dugan

Homicide, bereavement, and the criminal justice system in Texas, 2000

(ICPSR 3263)

This study was sponsored by U.S. Dept. of Justice, National Institute of Justice. The grant number is 2000-IJ-CX-0011.

Summary: This study assessed the influence of the criminal justice system on the bereavement process of individuals who have lost

loved ones to homicide. The primary question motivating this research was: Can the criminal justice system help to heal the harm of the bereaved's loss? The three main goals of this study were to examine: (1) bereaved's perceptions of and experiences with the criminal justice system and its professionals, (2) the ways criminal justice professionals perceive and manage the bereaved, and (3) the nature of the association between the criminal justice system and bereaved's psychological well-being. Data were obtained from in-depth interviews conducted in June through December 2000 with two different groups of people. The first group represented individuals who had lost loved ones to murder between 1994 and 1998 in one county in Texas (Parts 1-33). The second group (Parts 34-55) was comprised county criminal justice professionals (murder detectives, prosecutors, criminal court judges, victim's service counselors, and victim's rights advocates). For Parts 1-33, interviewees were asked a series of open-ended questions about the criminal justice system, including how they learned about the death and the current disposition of the murder case. They also were asked what they would change about the criminal justice system's treatment of them. The bereaved were further asked about their sex, age, race, education, marital status, employment status, income, and number of children. Additional questions were asked regarding the deceased's age at the time of the murder, race, relationship to interviewee, and the deceased's relationship to the murderer, if known. For Parts 34-55, respondents were asked about their job titles, years in those positions, number of murder cases handled in the past year, number of murder cases handled over the course of their career, and whether they thought the criminal justice system could help to heal the harm of people who had lost loved ones to murder. All interviews (Parts 1-55) were tape-recorded and later transcribed by the interviewer, who replaced actual names of individuals, neighborhoods, cities, counties, or any other identifiable names with pseudonyms.

Universe: Parts 1-33: Individuals who had lost loved ones to murder between 1994 and 1998 in one county in Texas. Parts 34-55: Criminal justice professional working in the same county in Texas with at least two years of experience with cases of murder.

Sampling: Parts 1-33: Convenience sampling. Parts 34-55: Purposive sampling.

Restrictions: The data are restricted from general dissemination. Users interested in obtaining these data should follow the procedures for obtaining restricted-access data collections described in the preface to this catalog.

Extent of collection: 55 data files + machine-readable documentation (PDF)

Extent of processing: SCAN/ REFORM.DATA/
REFORM.DOC

Logical record length data format

Parts 1-33

Bereaved interviews 1-33

65- to 66-unit-long record per part

Parts 34-55

Criminal justice interviews 1-22

64- to 65-unit-long record per part

Related publications:

Goodrum, Sarah Dugan, and Mark C. Stafford

"Homicide, bereavement, and the criminal justice system" (Final Report).
NCJ 189566. Washington, DC: National Institute of Justice, May 2001.

Goodrum, Sarah Dugan, and Mark C. Stafford

"Homicide, bereavement, and the criminal justice system" (Executive Summary).
NCJ 189567. Washington, DC: National Institute of Justice, May 2001.

Gottfredson, Don M.

Crime control effects of sentencing in Essex County, New Jersey, 1976-1997

(ICPSR 2857)

This study was sponsored by the U.S. Dept. of Justice, National Institute of Justice. The grant number is 95-IJ-CX-0118.

Summary: This study was undertaken to examine the ways in which different felony sanctions impact the future behavior of felony offenders. The study sought to determine whether the following made a difference in subsequent criminal behavior: (1) sentences of confinement, (2) the length of sentence (both the sentence imposed and that which was actually served), and (3) sentences of probation combined with jail ("split" sentences), or combined with fines, restitution, or

other alternative sanctions. Data were collected from questionnaires completed by 18 judges of the Essex County, New Jersey, courts and by probation staff. Follow-up data were collected from official records provided by probation, jail, prison, and parole case files. Follow-up data were also collected from the following official records: (1) the New Jersey Offender-Based Transaction System Computerized Criminal History, (2) the New Jersey Department of Corrections Offender-Based Correctional Information System, (3) the U.S. Dept. of Justice Interstate Identification Index, (4) the National Crime Information Center Wanted Persons File, (5) the New Jersey PROMIS/GAVEL Prosecutors Case Tracking System, and (6) administrative record files of the New Jersey Department of Corrections. Variables in the data file include the most serious offense charge, most serious offense of conviction, dimension of conviction, offense type (person, property, social order, fraud, or drug offense), number of prior probations, number of probation revocations, number of prior jail and prison terms, mitigating and aggravating factors affecting the sentence, type of sentence, special conditions of probation, fines and restitutions imposed, minimum and maximum incarceration terms (in months), history of drug offenses, type of drugs used, probation and parole violations, total number of prior arrests and prior convictions, and longest arrest-free period after first arrest. The type of post-sentence offense, dimension, disposition charge, sentence, and date of arrest are provided for arresting events and charge episodes 1 through 108 for any offender. For up to 43 arrest events (for any offender), the date of lockup and date of exit from confinement are provided. The file also includes recommendations made by prosecutors and probation officers, and judges' ratings (on a scale of one to nine) with respect to the likelihood of an offender committing future property crimes, crimes against persons, or any crime. Judges also rated the arrest record length, conviction record length, and social stability of each offender. Retribution points, incapacitation points, and specific deterrence points assigned by the judges complete the file. Demographic variables include the race and sex of each convicted offender, and the age of the offender at first conviction.

Universe: All offenders sentenced by 18 judges handling criminal cases in the Essex County, New Jersey, courts between May 1976 and June 1977.

Note: The user guide and the codebook and data collection instrument are provided by ICPSR as Portable Document Format (PDF) files.

Extent of collection: 1 data file + machine-readable documentation (PDF) + SAS data definition statements + SPSS data definition statements

Extent of processing: MDATA.PR/ MDATA.ICPSR/ UNDOCCHK.ICPSR/ CDBK.ICPSR/ DDEF.ICPSR/ REFORM.DATA/ REFORM.DOC/ SCAN

Logical record length data format with SAS and SPSS data definition statements

rectangular file structure
962 cases
1,066 variables
4,503-unit-long record
1 record per case

Related publications:

Gottfredson, Don M.

"Choosing punishments: Crime control effects of sentences" (Final Report). Washington, DC: National Institute of Justice, 1998.

Gottfredson, D.M.

"Effects of judges' sentencing decisions on criminal careers" (Research in Brief). Washington, DC: National Institute of Justice, 1999.

Harrell, Adele, Shannon Cavanagh, and John Roman

Evaluation of the Washington, DC, Superior Court drug intervention program, 1994-1998

(ICPSR 2853)

This study was sponsored by the U.S. Dept. of Justice, National Institute of Justice. The grant number is 94-IJ-CX-K011.

Summary: This study was undertaken to measure the impact of the standard, treatment, and sanction dockets, which comprise the Superior Court Drug Intervention Program (SCDIP), on drug-involved defendants in Washington, DC, while examining defendants' continued drug use and substance abuse, criminal activity, and social and economic functioning. Features common to all three dockets of the SCDIP program included early intervention, frequent drug testing, and

judicial involvement in monitoring drug test results, as well as the monitoring of each defendant's progress. Data for this study were collected from four sources for defendants arrested on drug felony charges between September 1, 1994, and January 31, 1996, who had been randomly assigned to one of three drug dockets (sanction, treatment, or standard) as part of the SCDIP program. First, data were collected from the Pretrial Services Agency, which provided monthly updated drug testing records, case records, and various other administrative records for all defendants assigned to any of the three dockets. Second, data regarding prior convictions and sentencing information were collected from computer files maintained by the Washington, DC, Superior Court. Third, arrest data were taken from the Uniform Crime Reporting Program. Lastly, data on self-reported drug use, criminal and personal activities, and opinions about the program were collected from interviews conducted with defendants one year after their sentencing. Variables collected from administrative records included drug test results; eligibility date for the defendant; date the defendant started treatment; number of compliance hearings; prior conviction, arrest, and sentencing information; and program entry date. Survey questions asked of each respondent fell into one of seven categories: (1) Individual characteristics, such as gender, age, and marital status. (2) Current offenses, including whether the respondent was sentenced to probation, prison, jail, or another correctional facility for any offense and the length of sentencing; special conditions or restrictions of that sentence (e.g., electronic monitoring, mandatory drug testing, educational programs, or psychological counseling); whether any of the sentence was reduced by credit; and whether the respondent was released on bail bond or to the custody of another person. (3) Current supervision—specifically, whether the respondent was currently on probation, the number and type of contacts made with probation officers, issues discussed during the meeting, any new offenses or convictions since being on probation, outcome of any hearings, and reasons for returning back to prison, jail, or another correctional facility. (4) Criminal history, such as the number of previous arrests; age at first arrest; sentencing type; whether the respondent was a juvenile, a youthful offender, or an adult when the crime was committed; and whether any time was served for each of the following crimes: drug trafficking, drug possession, driving while intoxicated, weapons violations, rob-

bery, sexual assault/rape, murder, other violent offenses, burglary, larceny/auto theft, fraud, property offenses, public order offenses, and probation/parole violations. (5) Socioeconomic characteristics, such as whether the respondent had a job or business; worked part- or full-time; type of job or business; yearly income; whether the respondent was looking for work; the reasons why the respondent was not looking for work; whether the respondent was living in a house, apartment, trailer, hotel, shelter, or other type of housing; whether the respondent contributed money toward rent or mortgage; number of times moved; if anyone was living with the respondent; the number and ages of any children (including step or adopted); whether child support was being paid by the respondent; who the respondent lived with when growing up; the number of siblings the respondent had; whether the respondent's parents spent time in jail or prison; and whether the respondent was ever physically or sexually abused. (6) Alcohol and drug use and treatment—specifically, the type of drug used (marijuana, crack cocaine, other cocaine, heroin, PCP, and LSD), whether alcohol was consumed, the amount of each that was typically used/consumed, and whether any rehabilitation programs were attended. (7) Other services, programs, and probation conditions, such as whether any services were received for emotional or mental health problems, if any medications were prescribed, and whether the respondent was required to participate in a mental health services program, vocational training program, educational program, or community service program.

Universe: Defendants arrested on felony drug charges between September 1, 1994, and January 31, 1996, and sentenced prior to June 30, 1997, who had been randomly assigned to one of three drug dockets in the Washington, DC, Superior Court Drug Intervention Program.

Note: The user guide, codebook, and data collection instrument are provided by ICPSR as a Portable Document Format (PDF) file.

Extent of collection: 1 data file + machine-readable documentation (PDF) + SAS data definition statements + SPSS data definition statements

Extent of processing: UNDOCCHK.ICPSR/
CDBK.ICPSR/ DDEF.ICPSR/ MDATA.PR/ SCAN/
MDATA.ICPSR/ REFORM.DAT/ REFORM.DOC

Logical record length data format with SAS and SPSS data definition statements

rectangular file structure
1,022 cases
1,066 variables
5,846-unit-long record
1 record per case

Related publications:

Harrell, Adele, Shannon Cavanagh, and John Roman

"Evaluation of the DC Superior Court drug intervention program" (Research in Brief). Washington, DC: National Institute of Justice, 2000.

The Gallup Organization

"Evaluation of the Superior Court drug intervention program" (Methodology Report). Rockville, MD: The Gallup Organization, 1998.

Horney, Julie, and Cassia Spohn

Impact of rape reform legislation in six major urban jurisdictions in the United States, 1970-1985

(ICPSR 6923)

(included on CD-ROM CD0033)

This study was sponsored by the U.S. Dept. of Justice, National Institute of Justice and the National Science Foundation. The grant numbers are 85-IJ-CX-0048 and SES-8508323.

Summary: Despite the fact that most states enacted rape reform legislation by the mid-1980s, empirical research on the effect of these laws was conducted in only four states and for a limited time span following the reform. The purpose of this study was to provide both increased breadth and depth of information about the effect of the rape law changes and the legal issues that surround them. Statistical data on all rape cases between 1970 and 1985 in Atlanta, Chicago, Detroit, Houston, Philadelphia, and Washington, DC, were collected from court records. Monthly time-series analyses were used to assess the impact of the reforms on rape reporting, indictments, convictions, incarcerations, and sentences. The study also sought to determine if particular changes, or particular combinations of changes, affected the case processing and disposition of sexual assault cases and whether the effect of the reforms varied with the comprehensiveness of the changes. In each jurisdiction, data were

collected on all forcible rape cases for which an indictment or information was filed. In addition to forcible rape, other felony sexual assaults that did not involve children were included. The names and definitions of these crimes varied from jurisdiction to jurisdiction. To compare the pattern of rape reports with general crime trends, reports of robbery and felony assaults during the same general time period were also obtained from the Uniform Crime Reports (UCR) from the Federal Bureau of Investigation when available. For the adjudicated case data (Parts 1, 3, 5, 7, 9, and 11), variables include month and year of offense, indictment, disposition, four most serious offenses charged, total number of charges indicted, four most serious conviction charges, total number of conviction charges, type of disposition, type of sentence, and maximum jail or prison sentence. The time series data (Parts 2, 4, 6, 8, 10, and 12) provide year and month of indictment; total indictments for rape only and for all sex offenses; total convictions and incarcerations for all rape cases in the month, for those on the original rape charge, for all sex offenses in the month, and for those on the original sex offense charge; percents for each indictment, conviction, and incarceration category; the average maximum sentence for each incarceration category; and total police reports of forcible rape in the month. Interviews were also conducted in each site with judges, prosecutors, and defense attorneys, and this information is presented in Part 13. These interviewees were asked to rate the importance of various types of evidence in sexual assault cases and to respond to a series of six hypothetical cases in which evidence of the victim's past sexual history was at issue. Respondents were also presented with a hypothetical case for which some factors were varied to create 12 different scenarios, and they were asked to make a set of judgments about each. Interview data also include respondent's title, sex, race, age, number of years in office, and whether the respondent was in office before and/or after the reform.

Universe: All rape cases in the United States, prior to and after legislative reforms.

Sampling: (1) Six jurisdictions were chosen to represent various types of law reforms enacted in states across the country: Detroit and Chicago (strong reforms), Philadelphia and Houston (moderate), and Atlanta and Washington, DC (weak). (2) For the interview data, a purposive sample of judges, prosecutors, and public defenders was chosen in each jurisdiction.

Extent of collection: 13 data files + machine-readable documentation (PDF) + SAS data definition statements + SPSS data definition statements

Extent of processing: MDATA.PR/ MDATA.ICPSR/ REFORM.DATA/ SCAN/ UNDOCCHK.ICPSR/ DDEF.ICPSR/ REFORM.DOC

Logical record length data-format with SAS and SPSS data definition statements

Part 1

Atlanta adjudicated cases data

rectangular file structure
2,421 cases
18 variables
40-unit-long record
1 record per case

Part 2

Atlanta time series data

rectangular file structure
180 cases
24 variables
62-unit-long record
1 record per case

Part 3

Chicago adjudicated cases data

rectangular file structure
5,496 cases
18 variables
40-unit-long record
1 record per case

Part 4

Chicago time series data

rectangular file structure
186 cases
24 variables
63-unit-long record
1 record per case

Part 5

Detroit adjudicated cases data

rectangular file structure
4,959 cases
18 variables
40-unit-long record
1 record per case

Part 6

Detroit time series data

rectangular file structure
180 cases
26 variables
71-unit-long record
1 record per case

Part 7

Houston adjudicated cases data

rectangular file structure
2,973 cases
18 variables
40-unit-long record
1 record per case

Part 8

Houston time series data

rectangular file structure
151 cases
26 variables
71-unit-long record
1 record per case

Part 9

Philadelphia adjudicated case

rectangular file structure
6,171 cases
18 variables
40-unit-long record
1 record per case

Part 10

Philadelphia time series data

rectangular file structure
180 cases
24 variables
63-unit-long record
1 record per case

Part 11

Washington, DC, adjudicated cases data

rectangular file structure
1,476 cases
18 variables
40-unit-long record
1 record per case

Part 12

Washington, DC, time series data

rectangular file structure
143 cases
24 variables
63-unit-long record
1 record per case

Part 13

Interview data

rectangular file structure
164 cases
116 variables
136-unit-long record
1 record per case

Related publications:

Horney, Julie, and Cassia Spohn
"The impact of rape reform legislation"
(Final Report). Washington, DC: National
Institute of Justice, 1989.

Horney, Julie, and Cassia Spohn
"Rape law reform and instrumental change in six urban jurisdictions." *Law & Society Review* 25 (1991), 117-153.
Spohn, Cassia, and Julie Horney
"Rape law reform and the effect of victim characteristics on case processing." *Journal of Quantitative Criminology* 9 (December 1993), 383-409.

Jacob, Herbert

Governmental responses to crime in the United States, 1948-1978

(ICPSR 8076)

This study was sponsored by the U.S. Dept. of Justice, National Institute of Justice. The grant number is 78-NI-AX-0096.

Summary: The Governmental Responses to Crime Project was initiated in October 1978, as a result of the rising crime rate in the United States and the wide variety of programs seeking to contain it. The project investigated the growth of crime and the ways in which local governments responded to crime during the period from 1948 to 1978 by analyzing policy responses to the rise in crime in 10 American cities: Atlanta, Boston, Houston, Indianapolis, Minneapolis, Newark, Oakland, Philadelphia, Phoenix, and San Jose. The major areas of research included the nature of the rise in crime in the United States, attentiveness to crime, connections between structures and patterns of urban governments and their responses to crime, and urban communities' principal responses to crime. This data collection is contained in five parts: Baseline, Ten City, Local Ordinances, State Laws, and Media Data. There are 18 files: 5 contain SPSS data definition statements and the remaining 13 files contain the corresponding data. The baseline data file contains information on all cities having a population of 50,000 or more in 1950, 1960, or 1970. These data constitute a baseline with which the 10 cities can be compared to other cities in the United States. There are 57 variables and 12,276 cases with 3 cards per case. The 10-city file contains information on changes in the activities, focus, and resources of local police departments, courts, prosecutorial systems, and correctional institutions in the 10 cities named above. There are approximately 58 variables and 310 cases, with 3 cards per case (10 cities, 31 observations). The city ordinance and state law

files contain data on public policy responses from examination of changes in ordinances and laws over time. The city ordinance file has 37 variables, and 422 cases with 1 card per case. The state laws file has 45 variables and 533 cases with 2 cards per case. The media data files concern attentiveness to crime and criminal justice issues as covered in the news media. The 9 city files (for all cities with the exception of Newark) have 140 variables and approximately 670 cases each. There are 3 cards per case. Class II

Extent of collection: 13 data files + machine-readable documentation (text) + OSIRIS dictionary + SPSS data definition statements

Los Angeles District Attorney's Office

Operation hardcore [crime] evaluation: Los Angeles, 1976-1980

(ICPSR 9038)

(included on CD-ROM CD0014)

This study was sponsored by the U.S. Dept. of Justice, National Institute of Justice. The grant number is 81-IJ-CX-0061.

Summary: This evaluation was developed and implemented by the Los Angeles District Attorney's Office to examine the effectiveness of specialized prosecutorial activities in dealing with the local problem of rising gang violence, in particular the special gang prosecution unit Operation Hardcore. One part of the evaluation was a system performance analysis. The purposes of this system performance analysis were (1) to describe the problems of gang violence in Los Angeles and the ways that incidents of gang violence were handled by the Los Angeles criminal justice system, and (2) to document the activities of Operation Hardcore and its effect on the criminal justice system's handling of the cases prosecuted by that unit. Computer-generated listings from the Los Angeles District Attorney's Office of all individuals referred for prosecution by local police agencies were used to identify those individuals who were subsequently prosecuted by the District Attorney. Data from working files on all cases prosecuted, including copies of police, court, and criminal history records as well as information on case prosecution, were used to describe criminal justice handling. Information from several supplementary sources was also included, such as the automated Prosecutors Management Infor-

mation System (PROMIS) maintained by the District Attorney's Office, and court records from the Superior Court of California in Los Angeles County, the local felony court.

Universe: All cases referred by local police agencies for prosecution to the Los Angeles District Attorney's office during 1976-1980.

Sampling: First, cases involving gang-related homicide were selected, since the majority of cases prosecuted by Operation Hardcore were gang homicide cases. Second, individuals suspected by police as being involved in these cases were identified by police records. Third, the District Attorney's listings of individuals against whom criminal charges had been accepted or rejected for prosecution were reviewed for the names identified in the second step. Thus all names from step two were classified as accepted, rejected, or not referred.

Note: Data for the seventh file named in the codebook (Prior Criminal Record Data) are not available from ICPSR.

Extent of collection: 6 data files + machine-readable documentation (text) + SAS data definition statements + SPSS data definition statements

Extent of processing: UNDOCCHK.ICPSR/
MDATA

Logical record length data format with SAS and SPSS data definition statements

Part 1
Incident-based data
rectangular file structure
526 cases
15 variables
30-unit-long record
1 record per case

Part 2
Case-based data
rectangular file structure
223 cases
15 variables
36-unit-long record
1 record per case

Part 3
Victim-based data
rectangular file structure
659 cases
14 variables
31-unit-long record
1 record per case

Part 4
Suspect-based data
rectangular file structure
1,016 cases
16 variables
45-unit-long record
1 record per case

Part 5
Defendant processing data
rectangular file structure
319 cases
26 variables
65-unit-long record
1 record per case

Part 6
Charge data
rectangular file structure
722 cases
19 variables
66-unit-long record
1 record per case

McConnell, Thomas

Evaluation of a local jail training program in Sacramento County, California, 1994-1995

(ICPSR 2582)

This study was sponsored by the U.S. Dept. of Justice, National Institute of Justice. The grant number is 93-IJ-CX-K021.

Summary: This data collection represents a process and outcome evaluation of the Office Technology Training program at the Rio Consumnes Correctional Center (RCCC) in Sacramento County. RCCC is a county jail for prisoners sentenced up to one year in custody. The Office Technology Training program, one of several training programs for inmates at RCCC, was designed to familiarize students with the use of computers in an office or business setting and to provide specific instruction in several types of common office software, including word processing and desktop publishing. The purpose of the evaluation research was (1) to refine the process of determining what types of training should be funded and (2) to establish research-based evaluation protocols for local jail inmate training programs. Data were collected on participants in the Office Technology Training class, on a control group that matched the participants in terms of demographic characteristics, and on a smaller

group of nonparticipants who had signed up for the training program but did not participate. Part 1, Treatment and Control Group Data, contains administrative and survey data on both the trainees and the control group, while Part 2, Nonparticipant Data, includes administrative and survey data on the inmates who registered for the training but did not participate in the program. The survey consisted of an evaluation form filled out by inmates who participated in the training at RCCC, indicating their prior experience with computers and software, evaluating the training they received, and assessing whether the new skills would be helpful in securing employment upon their release. Administrative records on all respondents (trainees, control, and nonparticipants) were collected from four sources: a supplemental form on inmates' employment, a probation report that provided personal and criminal histories, a risk assessment form, and a follow-up form completed by the probation officer within one week of the six-month anniversary of the inmate's release from RCCC. Variables from the supplemental form included employment type and wages. The probation report covered employment, education, military history, marital status, substance abuse, domestic violence, gang behavior, psychiatric history, child abuse history, and criminal histories as juveniles and adults. Data on attitude, alcohol and drug problems, number of felony convictions, probation periods and violations, types of offenses, and history of institutionalization were taken from the risk assessment form. The follow-up form gathered information on release, disciplinary actions at RCCC, opinions about the Office Technology Training program, substance abuse, new arrests and convictions, gang behavior, job training, employment type, hourly wage, job satisfaction, and use of computers on the job. Additional administrative records data on trainees and nonparticipants were gathered from the class registration form, including gender, education, birth date, ethnicity, language spoken, occupation, Test of Adult Basic Education (TABE) scores, and class assignments. Other data on trainees came from an evaluation form filled out by the students' instructor upon their completion of the Office Technology class. It provided information on the behavior, attitude, and skills of the students.

Universe: All minimum security housing inmates at the Rio Consumnes Correctional Center in Sacramento County, California, in 1994.

Sampling: Convenience sampling.

Extent of collection: 2 data files + machine-readable documentation (PDF) + SAS data definition statements + SPSS data definition statements

Extent of processing: CDBK.ICPSR/ RECODE/ DDEF.ICPSR/ MDATA.PR/ REFORM.DATA/ SCAN/ REFORM.DOC

Logical record length data format with SAS and SPSS data definition statements

Part 1

Treatment and control group data

rectangular file structure

99 cases

429 variables

3,527-unit-long record

1 record per case

Part 2

Nonparticipant data

rectangular file structure

43 cases

424 variables

3,266-unit-long record

1 record per case

Related publication:

Kohls, John, and Douglas A. Holien

"Evaluation of jail training programs" (Final Report). Washington, DC: National Institute of Justice, 1996.

McDonald, William F., Lonnie A. Athens, and Thomas J. Minton

Repeat offender laws in the United States: Forms, uses, and perceived value, 1983

(ICPSR 9328)

This study was sponsored by the U.S. Dept. of Justice, National Institute of Justice. The grant number is 83-IJ-CX-0023.

Summary: This survey of prosecutors, defense attorneys, and judges in jurisdictions with sentence enhancement statutes for repeat offenders collected information about the characteristics of the laws and the views of criminal justice professionals regarding the fairness, effectiveness, and practice of the laws. The jurisdiction file includes variables such as jurisdiction size, number of provisions in the law, number of felony cases handled under the law per year, number of defendants sentenced as repeat offenders,

frequency of charging and sentencing under the law, and minimum and maximum sentences specified in the statutes. The three surveys of practitioners contain data related to their familiarity with the laws, descriptions of recent cases, and satisfaction with the new statutes. Class IV

Universe: General recidivist laws in effect during 1983 in the United States.

Sampling: Within each of the 49 jurisdictions with general repeat offender laws, two local jurisdictions were randomly selected: one from localities with populations between 50,000 and 250,000 in 1980, and the other from larger localities. Criminal justice professionals who were familiar with the repeat offender laws were selected from a convenience sample of prosecutors, defense attorneys, and judges.

Extent of collection: 4 data files

Card image data format

Part 1

Prosecutors survey
rectangular file structure
179 cases
57 variables
80-unit-long record
1 record per case

Part 2

Defense attorneys survey
rectangular file structure
96 cases
57 variables
80-unit-long record
1 record per case

Part 3

Judges survey
rectangular file structure
89 cases
57 variables
80-unit-long record
1 record per case

Part 4

Jurisdiction data
rectangular file structure
96 cases
57 variables
80-unit-long record
1 record per case

Related publication:

McDonald, W.F., L.A. Athens, and T.J. Minton
"Repeat offender laws in the United States: Their use and perceived value"
(Executive Summary). Washington, DC:
Georgetown University Law Center, 1985.

McEwen, J. Thomas, Barbara Webster,
and Edward Connors

**National assessment program survey
of criminal justice personnel in the
United States, 1986**

(ICPSR 9923)

This study was sponsored by the U.S. Dept. of Justice, National Institute of Justice. The grant number is 85-IJ-CX-C006.

Summary: This survey probed the needs and problems facing local criminal justice practitioners. Within each sampled county, survey questionnaires were distributed to the police chief of the largest city, the sheriff, the jail administrator, the prosecutor, the chief trial court judge, the trial court administrator (where applicable), and probation and parole agency heads. Although the general topics covered in the questionnaires are similar, specific items are not repeated across the questionnaires, except for those given to the sheriffs and the police chiefs. The sheriffs surveyed were those with law enforcement responsibilities, so the questions asked of the police chiefs and the sheriffs were identical. The questionnaires were tailored to each group of respondents, and dealt with five general areas: (1) background characteristics, including staff size, budget totals, and facility age, (2) criminal justice system problems, (3) prison crowding, (4) personnel issues such as training needs and programs, and (5) operations and procedures including management, management information, and the specific operations in which the respondents were involved. In some cases, sets of question items were grouped into question batteries that dealt with specific topic areas (e.g., staff recruitment, judicial training, and number of personnel). For example, the Staff Recruitment battery items in the Probation and Parole Questionnaire asked respondents to use a 4-point scale to indicate the seriousness of each of the following problems: low salaries, poor image of corrections work, high entrance requirements, location of qualified staff, shortage of qualified minority applicants, and hiring freezes. Class IV

Universe: County and city law enforcement agencies (police forces, courts, jails, and probation and parole offices) in the 50 states.

Sampling: From a sample of 375 counties across the United States, 2,500 respondents were selected for inclusion in the assessment study. All 175 counties having populations greater than 250,000 were sampled with certainty. The remaining 200 counties were sampled from those having populations less than 250,000. Within each sampled county, the heads of law enforcement agencies were requested to complete questionnaires about their agencies' needs, problems, and resources. All of the sheriffs included in the sample had law enforcement responsibilities. *Care should be taken in interpreting the responses: many of the question items pertain to agency needs and requirements, while others ask for the respondent's own opinions.*

Note: The data files in this collection contain free format data. In all of the files, the data values are separated with blanks and missing data are represented by "-1". The electronic documentation includes questionnaires corresponding to each of the data files. In some cases, the documentation does not specify value label codes. Users should proceed with due caution under the assumption that in the case of binary variables, "1" is equal to "yes" and "2" is equal to "no". Response data for open-ended question items are not included in the dataset.

Extent of collection: 7 data files + machine-readable documentation (text)

Logical record length data format

Part 1

Adult probation and parole agency heads data

rectangular file structure
339 cases
138 variables
376-unit-long record
1 record per case

Part 2

Trial court judges data

rectangular file structure
164 cases
203 variables
524-unit-long record
1 record per case

Part 3

Police data

rectangular file structure
281 cases
164 variables
389-unit-long record
1 record per case

Part 4

Sheriffs data

rectangular file structure
207 cases
164 variables
423-unit-long record
1 record per case

Part 5

Jail administrators data

rectangular file structure
268 cases
196 variables
474-unit-long record
1 record per case

Part 6

Prosecutors data

rectangular file structure
226 cases
196 variables
433-unit-long record
1 record per case

Part 7

Trial court administrators data

rectangular file structure
137 cases
203 variables
507-unit-long record
1 record per case

McEwen, J. Thomas

National assessment program survey of criminal justice agencies in the United States, 1992-1994

(ICPSR 6481)

This study was sponsored by the U.S. Dept. of Justice, National Institute of Justice. The grant number is OJP-92-C-005.

Summary: The National Assessment Program (NAP) Survey was conducted to determine the needs and problems of state and local criminal justice agencies. At the local level in each sampled county, survey questionnaires were distributed to police chiefs of the largest city, sheriffs, jail administrators, prosecutors, public defenders, chief trial court

judges, trial court administrators (where applicable), and probation and parole agency heads. Data were collected at the state level through surveys sent to attorneys general, commissioners of corrections, prison wardens, state court administrators, and directors of probation and parole. For the 1992-1994 survey, 13 separate questionnaires were used. Police chiefs and sheriffs received the same survey instruments, with a screening procedure employed to identify sheriffs who handled law enforcement responsibilities. Of the 411 counties selected, 264 counties also employed trial court administrators. Judges and trial court administrators received identical survey instruments. A total of 546 surveys were mailed to probation and parole agencies, with the same questions asked of state and local officers. Counties that had separate agencies for probation and parole were sent two surveys. All survey instruments were divided into sections on workload (except that the wardens, jail administrators, and corrections commissioners were sent a section on jail use and crowding instead), staffing, operations and procedures, and background. The staffing section of each survey queried respondents on recruitment, retention, training, and number of staff. The other sections varied from instrument to instrument, with questions tailored to the responsibilities of the particular agency. Most of the questionnaires asked about use of automated information systems; programs, policies, or aspects of the facility or security needing improvement; agency responsibilities and jurisdictions; factors contributing to workload increases; budget; number of fulltime employees and other staff; and contracted services. Questions specific to police chiefs and sheriffs included activities aimed at drug problems and whether they anticipated increases in authorized strength in officers. Jail administrators, corrections commissioners, and wardens were asked about factors contributing to jail crowding, alternatives to jail, medical services offered, drug testing and drug-related admissions, and inmate classification. Topics covered by the surveys for prosecutors, public defenders, judges, and state and trial court administrators included types of cases handled, case timeliness, diversion and sentencing alternatives, and court and jury management. State and local probation and parole agency directors were asked about diagnostic tools, contracted services, and drug testing. Attorneys general were queried about operational issues, statutory authority, and legal services and support provided to state and local criminal justice agencies.

Universe: State and local criminal justice agencies in the United States.

Sampling: Surveys were sent to criminal justice agencies in a sample of 411 counties. All 211 United States counties having populations greater than 250,000 residents were selected, along with a random sample of 200 counties having populations between 50,000 and 250,000 residents. Police chiefs were selected by determining the city in each county with the highest population according to the 1990 Census. Over 50 percent of the counties were represented by either a judge or trial court administrator. Prison facilities were selected for the NAP survey by reviewing the directory of correctional facilities, *1993 American Correctional Association Directory: Juvenile and Adult Correctional Departments, Institutions, Agencies and Paroling Authorities* (American Correctional Association, Laurel, Maryland). Adult male and female prison facilities at all security levels were included in the sample.

Extent of collection: 13 data files + machine-readable documentation (text) + SAS data definition statements + SPSS data definition statements + data collection instruments

Extent of processing: REFORM.DATA/
REFORM.DOC/ UNDOCCHK.ICPSR/
MDATA.ICPSR/ CDBK.ICPSR/ DDEF.ICPSR

Logical record length data format with SAS and SPSS data definition statements

Part 1
Jail administrators data
rectangular file structure
315 cases
191 variables
368-unit-long record
1 record per case

Part 2
Judges data
rectangular file structure
163 cases
154 variables
202-unit-long record
1 record per case

Part 3
Police chiefs data
rectangular file structure
337 cases
111 variables
181-unit-long record
1 record per case

**Part 4:
Probation and parole agency directors data**

rectangular file structure
368 cases
144 variables
167-unit-long record
1 record per case

**Part 5
Prosecutors data**

rectangular file structure
271 cases
150 variables
227-unit-long record
1 record per case

**Part 6
Public defenders data**

rectangular file structure
183 cases
239 variables
378-unit-long record
1 record per case

**Part 7
Sheriffs data**

rectangular file structure
265 cases
108 variables
123-unit-long record
1 record per case

**Part 8
State attorneys general data**

rectangular file structure
40 cases
102 variables
124-unit-long record
1 record per case

**Part 9
State commissioners of corrections data**

rectangular file structure
43 cases
152 variables
211-unit-long record
1 record per case

**Part 10
State court administrators data**

rectangular file structure
35 cases
144 variables
169-unit-long record
1 record per case

**Part 11
State probation and parole agency directors data**

rectangular file structure
54 cases
144 variables
166-unit-long record
1 record per case

**Part 12
Trial court administrators data**

rectangular file structure
150 cases
154 variables
225-unit-long record
1 record per case

**Part 13
Wardens data**

rectangular file structure
361 cases
182 variables
293-unit-long record
1 record per case

Related publication:

McEwen, Tom

"National assessment program of criminal justice agencies in the United States, 1992-1994" (Final Report). Alexandria, VA: Institute for Law and Justice, 1994.

Miethe, Terance D., and Richard C. McCorkle

Evaluating anti-gang legislation and gang prosecution units in Clark and Washoe counties, Nevada, 1989-1995

(ICPSR 2753)

This study was sponsored by U.S. Dept. of Justice, National Institute of Justice. The grant number is 94-IJ-CX-0053.

Summary: In response to several high profile, violent crimes by minority males, which were reported by law enforcement officials as being gang-related, Nevada lawmakers enacted an array of anti-gang legislation, much of it drafted by law enforcement personnel. This study attempted to provide answers to the following research questions: (1) How often and under what specific conditions were the various anti-gang statutes used in the prosecution of gang members? (2) How had the passage of anti-gang statutes and the development of the gang prosecution units influenced the use of more conventional charging practices related

to gang cases? and (3) Did specialized gang prosecution produce higher rates of convictions, more prison sentences, and longer prison terms for gang offenders? Court monitoring data were collected from both Clark and Washoe counties to document the actual extent and nature of gang crime in both jurisdictions over several years. Variables include the year of the court case, whether the defendant was a gang member, total number of initial charges, whether all charges were dismissed before trial, whether the defendant was convicted of any charge, the length of the prison sentence imposed, whether the defendant was charged with a gang enhancement statute, and whether the defendant was charged with murder, sexual assault, robbery, kidnapping, burglary, auto theft, larceny, a drug offense, a weapon offense, or assault. Demographic variables include the race, sex, and age of the defendant.

Universe: All court cases in Clark and Washoe counties, Nevada, between 1989 and 1995.

Note: No other data from this grant were submitted to ICPSR.

Extent of collection: 1 data file + machine-readable documentation (PDF) + SAS data definition statements + SPSS data definition statements

Extent of processing: MDATA.PR/CDBK.ICPSR/DDEF.ICPSR/REFORM.DATA

Logical record length data format with SAS and SPSS data definition statements

rectangular file structure
59,362 cases
22 variables
29-unit-long record
1 record per case

Related publications:

Miethe, Terance D., and Richard C. McCorkle "Evaluating Nevada's anti-gang legislation and gang prosecution units" (Final Report). NCJ 171961. Washington, DC: National Institute of Justice, June 1997.

Miethe, Terance D., and Richard C. McCorkle "Gang membership and criminal processing: A test of the 'master status' concept." NCJ 170262. *Justice Quarterly* 14,3 (September 1997), 407-427.

Office of Justice Assistance, Research, and Statistics

Law enforcement assistance administration profile data, [1968-1978]

(ICPSR 8075)

The Office of Justice Programs File (PRO-FILE) System was designed for the automated storage and retrieval of information describing their programs. Two types of data elements are used to describe the projects in this file: (1) Basic data: these elements include the title of the grant, information regarding the location of the grantee and the project, critical funding dates, the government level and type of grantee, financial data, the name of the project director, an indication of the availability of reports, and appropriate identification numbers. (2) Program descriptors: these elements, which form the program classification system, describe the key characteristics of the program — its subject, its primary and secondary activity, whether it affects a juvenile or adult problem, and what specific crimes, clients, staff, program strategies, agencies, equipment or research methods are to be used or affected by the project. There are approximately 77,000 records in the data file with a total of 34 variables. Each record has a logical record length of 2,154 characters. Class IV

Pogue, Thomas F.

Deterrent effects of arrests and imprisonment in the United States, 1960-1977

(ICPSR 7973)

(included on CD-ROM CD0030)

This study was sponsored by the U.S. Dept. of Justice, National Institute of Justice. The grant number is 79-NJ-AX-0015.

Summary: Emerging from the tradition of econometric models of deterrence and crime, this study attempts to improve estimates of how crime rates are affected by the apprehension and punishment of persons charged with criminal activity. These data are contained in two files: Part 1, State Data, consists of a panel of observations from each of the 50 states and contains information on crime rates, clearance rates, length of time served, probability of imprisonment, socioeconomic factors such as unemployment

rates, population levels, and income levels, and state and local expenditures for police protection. Part 2, SMSA Data, consists of a panel of 77 SMSAs and contains information on crime rates, clearance rates, length of time served, probability of imprisonment, socioeconomic factors such as employment rates, population levels, and income levels, and taxation and expenditure information.

Extent of collection: 2 data files + machine-readable documentation (PDF) + OSIRIS dictionary + SAS data definition statements + SPSS data definition statements

Extent of processing: MDATA.PR/
DDEF.ICPSR

Logical record length data format with SAS and SPSS data definition statements

Part 1

State data

rectangular file structure
50 cases
484 variables
4,221-unit-long record
1 record per case

Part 2

SMSA data

rectangular file structure
77 cases
232 variables
1,971-unit-long record
1 record per case

Roehl, Jan

Evaluation of the weed and seed initiative in the United States, 1994

(ICPSR 6789)

This study was sponsored by the U.S. Dept. of Justice, National Institute of Justice. The grant number is 94-IJ-CX-0048.

Summary: The Department of Justice launched Operation Weed and Seed in 1991 as a means of mobilizing a large and varied array of resources in a comprehensive, coordinated effort to control crime and drug problems and improve the quality of life in targeted high-crime neighborhoods. In the long term, Weed and Seed programs are intended to reduce levels of crime, violence, drug trafficking, and fear of crime, and to create new jobs, improve housing, enhance the quality of neighborhood life, and reduce alcohol and

drug use. This baseline data collection effort is the initial step toward assessing the achievement of the long-term objectives. The evaluation was conducted using a quasi-experimental design, matching households in comparison neighborhoods with the Weed and Seed target neighborhoods. Comparison neighborhoods were chosen to match Weed and Seed target neighborhoods on the basis of crime rates, population demographics, housing characteristics, and size and density. Neighborhoods in eight sites were selected: Akron, OH, Bradenton (North Manatee), FL, Hartford, CT, Las Vegas, NV, Pittsburgh, PA, Salt Lake City, UT, Seattle, WA, and Shreveport, LA. Baseline data collection tasks included the completion of in-person surveys with residents in the target and matched comparison neighborhoods, and the provision of guidance to the sites in the collection of important process data on a routine uniform basis. The survey questions can be broadly divided into these areas: (1) respondent demographics, (2) household size and income, (3) perceptions of the neighborhood, and (4) perceptions of city services. This baseline data collection effort was designed to answer the questions: Are the target and comparison areas sufficiently well-matched that analytic contrasts between the areas over time are valid? Is there evidence that the survey measures are accurate and valid measures of the dependent variables of interest — fear of crime, victimization, etc.? Are the sample sizes and response rates sufficient to provide ample statistical power for later analyses? Variables cover respondents' perceptions of the neighborhood, safety and observed security measures, police effectiveness, and city services, as well as their ratings of neighborhood crime, disorder, and other problems. Other items focus on respondents' experiences with victimization, calls/contacts with police and satisfaction with police response, and involvement in community meetings and events. Demographic information on respondents includes year of birth, gender, ethnicity, household income, and employment status.

Universe: Individuals living in households within comparison and target neighborhoods in Akron, OH, Bradenton, FL, Hartford, CT, Las Vegas, NV, Pittsburgh, PA, Salt Lake City, UT, Seattle, WA, and Shreveport, LA.

Sampling: Two primary criteria for site selection were: (1) that a comprehensive Weed and Seed program had been implemented in the neighborhood, including seeding activities; and (2) that records be available for as-

assessment of the program's impact on the target neighborhood. The selection of candidate neighborhoods was based on (1) analyses of police and census data on the variables of interest identified above, and (2) subjective reports from Weed and Seed, police, and community representatives concerning the "match" of candidate neighborhoods to Weed and Seed neighborhoods on physical, social, and crime characteristics that might not be reflected in official data. Based on consultations with local officials, matched comparison neighborhoods were selected that were as similar as possible to the character of the target area. Once the comparison neighborhoods were selected, households in comparison and target neighborhoods were randomly selected for interviews. In the majority of sites, some sort of comprehensive listing of addresses was located to facilitate the selection.

Extent of collection: 1 data file + machine-readable documentation (PDF) + SAS data definition statements + SPSS data definition statements + data collection instrument (PDF)

Extent of processing: DDEF.ICPSR/ SCAN/ CDBK.ICPSR/ UNDOCHK.ICPSR/ REFORM.DATA/ REFORM.DOC/ MDATA.ICPSR

Logical record length data format with SAS and SPSS data definition statements

rectangular file structure
3,022 cases
105 variables
118-unit-long record
1 record per case

Related publication:

Institute for Social Analysis

"Baseline data collection effort for the national evaluation of the weed and seed initiative" (Final Report). Washington, DC: National Institute of Justice, 1995.

Rosenbaum, Dennis P., Arthur J. Lurigio, and Paul J. Lavrakas

Crime stoppers: A national evaluation of program operations and effects, 1984

(ICPSR 9349)

This study was sponsored by the U.S. Dept. of Justice, National Institute of Justice. The grant number is 83-IJ-CX-K050.

Summary: The goal of this data collection was to answer questions about the Crime Stoppers (CS) program, which encourages citizen involvement in averting crime and apprehending suspects: How does Crime Stoppers work in theory and in practice? What are the opinions and attitudes of program participants toward the Crime Stoppers program? How do various components of the program such as rewards, anonymity, use of informants, and media participation affect criminal justice outcome measures such as citizen calls and arrests? This collection marks the first attempt to examine the operational procedures and effectiveness of Crime Stoppers programs in the United States. Police coordinators and board chairs of local Crime Stoppers programs described their perceptions of and attitudes toward the Crime Stoppers program. The Police Coordinator File includes variables such as the police coordinator's background and experience, program development and support, everyday operations and procedures, outcome statistics on citizen calls (suspects arrested, property recovered, and suspects prosecuted), reward setting and distribution, and program relations with media, law enforcement, and the board of directors. Also available in this file are data on citizen calls received by the program, the program's arrests and clearances, and the program's effects on investigation procedure. The merged file contains data from police coordinators and from Crime Stoppers board members. Other variables include city population, percent of households living in poverty, percent of white population, number of Uniform Crime Reports (UCR) Part I crimes involved, membership and performance of the board, fund-raising methods, and ratings of the program. Class IV

Universe: All Crime Stoppers programs in the United States.

Extent of collection: 2 data files + machine-readable documentation (text)

Card image data format

Part 1

Police coordinator file
rectangular file structure
194 cases
296 variables
80-unit-long record
6 records per case

Part 2

Merged file

rectangular file structure
203 cases
596 variables
80-unit-long record
27 records per case

Related publications:

Rosenbaum, D.P., A.J. Lurigio, and P.J. Lavrakas

"Crime stoppers — A national evaluation" (Research in Brief). Washington, DC: National Institute of Justice, 1986.

Rosenbaum, D.P., A.J. Lurigio, and P.J. Lavrakas

"Crime stoppers: A national evaluation of program operations and effects" (Executive Summary). Evanston, IL: Northwestern University, Center for Urban Affairs and Policy Research, 1986.

Roth, Jeffrey

National evaluation of Title I of the 1994 crime act: Survey sampling frame of law enforcement agencies, 1993–1997

(ICPSR 3080)

This study was sponsored by U.S. Dept. of Justice, National Institute of Justice. The grant number is 95-IJ-CX-0073.

Summary: The data in this collection represent the sampling frame used to draw a national sample of law enforcement agencies. The sampling frame was a composite of law enforcement agencies in existence between June 1993 and June 1997 and was used in a subsequent study, a national evaluation of Title I of the 1994 Crime Act. The evaluation was undertaken to (1) measure differences between Community Oriented Policing Services (COPS) grantees and nongrantees at the time of application, (2) measure changes over time in grantee agencies, and (3) compare changes over time between grantees and nongrantees. The sampling frame was comprised of two components: (a) a grantee component consisting of agencies that had received funding during 1995, and (b) a nongrantee component consisting of agencies that appeared potentially eligible but remained unfunded through 1995.

Universe: All law enforcement agencies in the United States in existence at any time between June 1993 and June 1997.

Sampling: Not applicable.

Note: (1) Users are strongly encouraged to obtain the full research report from the National Criminal Justice Reference Service (NCJ 183643) for a detailed description of the sampling frame and the subsequent study that pulled samples from the sampling frame. (2) The number of cases contained in this collection differs from that stated in the research report because of missing data not used by the principal investigators.

Extent of collection: 1 data file + machine-readable documentation (PDF) + SAS data definition statements + SPSS data definition statements

Extent of processing: UNDOCCHK.ICPSR/ CDBK.ICPSR/ DDEF.ICPSR/ SCAN/ REFORM.DATA/ REFORM.DOC

Logical record length data format with SAS and SPSS data definition statements

rectangular file structure
23,007 cases
36 variables
171-unit-long record
1 record per case

Related publication:

Roth, Jeffrey, et al.

"National evaluation of the COPS program Title I of the 1994 crime act" (Research Report). NCJ 183643. Washington, DC: National Institute of Justice, 2000.

Sampson, Robert J.

Effects of local sanctions on serious criminal offending in cities with populations over 100,000, 1978–1983: [United States]

(ICPSR 9590)

(included on CD-ROMs CD0024 and CD0030)

This study was sponsored by the U.S. Dept. of Justice, National Institute of Justice. The grant number is 86-IJ-CX-0060.

Summary: These data assess the effects of the risk of local jail incarceration and of police aggressiveness in patrol style on rates of violent offending. The collection includes arrest rates for public order offenses, size of county jail populations, and numbers of new prison admissions as they relate to arrest rates for index (se-

rious) crimes. Data were collected from seven sources for each city. **Census of population and housing, 1980 [United States]: Summary tape file 1A** (ICPSR 7941), provided county-level data on number of persons by race, age, and age by race, number of persons in households, and types of households within each county. **Census of population and housing, 1980 [United States]: Summary tape file 3A** (ICPSR 8071), measured at the city level, provided data on total population, race, age, marital status by sex, persons in household, number of households, housing, children, and families above and below the poverty level by race, employment by race, and income by race within each city. The Federal Bureau of Investigation (FBI) 1980 data provided variables on total offenses and offense rates per 100,000 persons for homicides, rapes, robbery, aggravated assault, burglary, larceny, motor vehicle offenses, and arson. Data from the FBI for 1980–1982, averaged per 100,000, provided variables for the above offenses by sex, age, and race, and the *Uniform Crime Report* arrest rates for index crimes within each city. The **National jail census** for 1978 and 1983 (ICPSR 7737 and ICPSR 8203), aggregated to the county level, provided variables on jail capacity, number of inmates being held by sex, race, and status of inmate's case (awaiting trial, awaiting sentence, serving sentence, and technical violations), average daily jail populations, number of staff by full-time and part-time, number of volunteers, and number of correctional officers. The **Juvenile detention and correctional facility census** for 1979 and 1982–1983 (ICPSR 7846 and 8205), aggregated to the county level, provided data on numbers being held by type of crime and sex, age of juvenile offenders by sex, average daily prison population, and payroll and other expenditures for the institutions.

Universe: Cities in the United States with populations over 100,000.

Extent of collection: 1 data file + machine-readable documentation (PDF) + SAS data definition statements + SPSS data definition statements

Extent of processing: MDATA.PR/SCAN/ DDEF.ICPSR/MDATA.ICPSR/REFORM.DATA/ REFORM.DOC

Logical record length data format with SAS and SPSS data definition statements

rectangular file structure
171 cases
931 variables
4,769-unit-long record
1 record per case

Related publications:

Sampson, Robert J.

"Crime in cities: The effects of formal and informal social control." *Crime and Justice* 8 (1986), 271–311.

Sampson, Robert J.

"Urban Black violence: The effect of male joblessness and family disruption." *American Journal of Sociology* 93 (1987), 348–382.

Sampson, Robert J., and J. Cohen

"Deterrent effects of the police on crime: A replication and theoretical extension." *Law and Society Review* 22 (1988), 163–189. State Courts, 1999.

Sherman, Lawrence W., John Braithwaite, Heather Strang, and Geoffrey C. Barnes

Reintegrative shaming experiments (RISE) in Australia, 1995–1999

(ICPSR 2993)

This study was sponsored by U.S. Dept. of Justice, National Institute of Justice. The grant number is 98-IJ-CX-0033.

Summary: The Reintegrative Shaming Experiments (RISE) project compared the effects of standard court processing with the effects of a restorative justice intervention known as conferencing for four kinds of cases: drunk driving (over .08 blood alcohol content) at any age, juvenile property offending with personal victims, juvenile shoplifting offenses detected by store security officers, and youth violent crimes (under age 30). Reintegrative shaming theory underpins the conferencing alternative. It entails offenders facing those harmed by their actions in the presence of family and friends whose opinions they care about, discussing their wrongdoing, and making repayment to society and to their victims for the costs of their crimes, both material and emotional. These conferences were facilitated by police officers and usually took around 90 minutes, compared with around ten minutes for court processing time. The researchers sought to test the hypotheses that (1) there would be less repeat offending after a conference than after a court treatment, (2) victims would be more

satisfied with conferences than with court, (3) both offenders and victims would find conferences to be fairer than court, and (4) the public costs of providing a conference would be no greater than, and perhaps less than, the costs of processing offenders in court. This study contains data from ongoing experiments comparing the effects of court versus diversionary conferences for a select group of offenders. Part 1, Administrative Data for All Cases, consists of data from reports by police officers. These data include information on the offender's attitude, the police station and officer that referred the case, blood alcohol content level (drunk driving only), offense type, and RISE assigned treatment. Parts 2-5 are data from observations by trained RISE research staff of court and conference treatments to which offenders had been randomly assigned. Variables for Parts 2-5 include duration of the court or conference, if there was any violence or threat of violence in the court or conference, supports that the offender and victim had, how much reintegrative shaming was expressed, the extent to which the offender accepted guilt, if and in what form the offender apologized (e.g., verbal, handshake, hug, kiss), how defiant or sullen the offender was, how much the offender contributed to the outcome, what the outcome was (e.g., dismissed, imprisonment, fine, community service, bail release, driving license cancelled, counseling program), and what the outcome reflected (punishment, repaying community, repaying victims, preventing future offense, restoration). Data for Parts 6 and 7, Year 0 Survey Data from Nondrunk-Driving Offenders Assigned to Court and Conferences and Year 0 Survey Data from Drunk-Driving Offenders Assigned to Court and Conferences, were taken from interviews with offenders by trained RISE interview staff after the court or conference proceedings. Variables for Parts 6 and 7 include how much the court or conference respected the respondent's rights, how much influence the respondent had over the agreement, the outcome that the respondent received, if the court or conference solved any problems, if police explained that the respondent had the right to refuse the court or conference, if the respondent was consulted about whom to invite to court or conference, how the respondent was treated, and if the respondent's respect for the justice system had gone up or down as a result of the court or conference. Additional variables focused on how nervous the respondent was about attending the court or conference; how severe the respondent felt the outcome was; how severe the respondent

thought the punishment would be if he/she were caught again; if the respondent thought the court or conference would prevent him/her from breaking the law; if the respondent was bitter about the way he/she was treated; if the respondent understood what was going on in the court or conference; if the court or conference took account of what the respondent said; if the respondent felt pushed around by people with more power; if the respondent felt disadvantaged because of race, sex, age, or income; how police treated the respondent when arrested, if the respondent regretted what he/she did; if the respondent felt ashamed of what he/she did; what his/her family, friends, and other people thought of what the respondent did; and if the respondent had used drugs or alcohol the past year. Demographic variables in this data collection include offender's country of birth, gender, race, education, income, and employment.

Universe: Individuals who committed offenses of drunk driving over .08 blood alcohol content at any age, juvenile property offending with personal victims, juvenile shoplifting offenses detected by store security officers, and youth violent crimes (under age 30) in the Australian Capital Territory.

Sampling: Random sampling.

Extent of collection: 7 data files + machine-readable documentation (PDF) + SAS data definition statements + SPSS data definition statements

Extent of processing: CDBK.ICPSR/ DDEF.ICPSR/ MDATA.ICPSR/ REFORM.DATA/ REFORM.DOC/ UNDOCCHK.ICPSR

Logical record length data format with SAS and SPSS data definition statements

Part 1
Administrative data for all cases
 rectangular file structure
 1,286 cases
 19 variables
 203-unit-long record
 1 record per case

Part 2
Observations of court cases
 rectangular file structure
 597 cases
 135 variables
 245-unit-long record
 1 record per case

Part 3

Case-based observations of nondrunk-driving conferences

rectangular file structure
100 cases
58 variables
132-unit-long record
1 record per case

Part 4

Offender-based observations of nondrunk-driving conferences

rectangular file structure
138 cases
110 variables
168-unit-long record
1 record per case

Part 5

Observations of drunk-driving conferences

rectangular file structure
363 cases
134 variables
191-unit-long record
1 record per case

Part 6

Year 0 survey data from nondrunk-driving offenders assigned to court and conferences

rectangular file structure
249 cases
640 variables
1,273-unit-long record
1 record per case

Part 7

Year 0 survey data from drunk-driving offenders assigned to court and conferences

rectangular file structure
737 cases
377 variables
582-unit-long record
1 record per case

Related publication:

Sherman, Lawrence W., John Braithwaite, Heather Strang, and Geoffrey C. Barnes
"Community justice conferences" (Final Report). Washington, DC: National Institute of Justice, 1999.

Triplett, Ruth, et al.

City police expenditures, 1946-1985: [United States]

(ICPSR 8706)

Summary: This study examines police expenditures for selected cities for an extended period of time. The dataset contains one variable per year for each of the following items: total general expenditures, expenditure for police protection, deflated general expenditures adjusted for inflation, deflated police expenditures adjusted for inflation, residential population, land area, patterns of population change during the study period, government identification, and implicit price deflators of goods and services. Class IV

Universe: Cities in the United States.

Sampling: All cities that had 50,000 or more residents in 1940 or entered that size class during the study period. All towns and townships in Connecticut, Massachusetts, New Jersey, and Pennsylvania were included.

Extent of collection: 1 data file + machine-readable documentation (text)

Logical record length data format

rectangular file structure
6,944 cases
216 variables
80-unit-long record
1 record per case

Uekert, Brenda K., Neal Miller, and Cheron Dupree

Impact evaluation of "STOP violence against women" grants in Dane County, Wisconsin, Hillsborough County, New Hampshire, Jackson County, Missouri, and Stark County, Ohio, 1996-2000

(ICPSR 3252)

This study was sponsored by U.S. Dept. of Justice, National Institute of Justice. The grant number is 96-WT-NX-0007.

Summary: In 1996 the Institute for Law and Justice (ILJ) began an evaluation of the law enforcement and prosecution components of the "STOP Violence Against Women" grant program authorized by the Violence Against Women Act of 1994. This data collection con-

stitutes one component of the evaluation. The researchers chose to evaluate two specialized units and two multiagency team projects in order to study the local impact of STOP on victim safety and offender accountability. The two specialized units reflected typical STOP funding, with money being used for the addition of one or two dedicated professionals in each community. The Dane County, Wisconsin, Sheriff's Office used STOP funds to support the salaries of two domestic violence detectives. This project was evaluated through surveys of domestic violence victims served by the Dane County Sheriff's Office (Part 1). In Stark County, Ohio, the Office of the Prosecutor used STOP funds to support the salary of a designated felony domestic violence prosecutor. The Stark County project was evaluated by tracking domestic violence cases filed with the prosecutor's office. The case tracking system included only cases involving intimate partner violence, with a male offender and female victim. All domestic violence felons from 1996 were tracked from arrest to disposition and sentence (Part 2). This pre-grant group of felons was compared with a sample of cases from 1999 (Part 3). In Hillsborough County, New Hampshire, a comprehensive evaluation strategy was used to assess the impact of the use of STOP funds on domestic violence cases. First, a sample of 1996 pre-grant and 1999 post-grant domestic violence cases was tracked from arrest to disposition for both regular domestic violence cases (Part 4) and also for dual arrest cases (Part 5). Second, a content analysis of police incident reports from pre- and post-grant periods was carried out to gauge any changes in report writing (Part 6). Finally, interviews were conducted with victims to document their experiences with the criminal justice system, and to better understand the factors that contribute to victim safety and well-being (Part 7). In Jackson County, Missouri, evaluation methods included reviews of prosecutor case files and tracking all sex crimes referred to the Jackson County Prosecutor's Office over both pre-grant and post-grant periods (Part 8). The evaluation also included personal interviews with female victims (Part 9). Variables in Part 1 (Dane County Victim Survey Data) describe the relationship of the victim and offender, injuries sustained, who called the police and when, how the police responded to the victim and the situation, how the detective contacted the victim, and services provided by the detective. Part 2 (1996 Stark County Case Tracking Data), Part 3 (1999 Stark County Case Tracking Data), Part 4 (Hillsborough County Regular Case

Tracking Data), Part 5 (Hillsborough County Dual Arrest Case Tracking Data), and Part 8 (Jackson County Case Tracking Data) include variables on substance abuse by victim and offender, use of weapons, law enforcement response, primary arrest offense, whether children were present, injuries sustained, indictment charge, pre-sentence investigation, victim impact statement, arrest and trial dates, disposition, sentence, and court costs. Demographic variables include the age, sex, and ethnicity of the victim and the offender. Variables in Part 6 (Hillsborough County Police Report Data) provide information on whether there was an existing protective order, whether the victim was interviewed separately, severity of injuries, seizure of weapons, witnesses present, involvement of children, and demeanor of suspect and victim. In Part 7 (Hillsborough County Victim Interview Data) variables focus on whether victims had prior experience with the court, type of physical abuse experienced, injuries from abuse, support from relatives, friends, neighbors, doctor, religious community, or police, assistance from police, satisfaction with police response, expectations about case outcome, why the victim dropped the charges, contact with the prosecutor, criminal justice advocate, and judge, and the outcome of the case. Demographic variables include age, race, number of children, and occupation. Variables in Part 9 (Jackson County Victim Interview Data) relate to when victims were sexually assaulted, if they knew the perpetrator, who was contacted to help, victims' opinions about police and detectives who responded to the case, contact with the prosecutor and victim's advocate, and aspects of the medical examination. Demographic variables include age, race, and marital status.

Universe: Part 1: Victims of domestic violence in Dane County, Wisconsin. Parts 2-6 and 8: Domestic violence cases in Stark County, Ohio, Hillsborough County, New Hampshire, and Jackson County, Missouri. Part 7: Female victims of domestic violence in Hillsborough County, New Hampshire. Part 9: Female victims of sexual assault in Jackson County, Missouri.

Sampling: Random sampling.

Restrictions: The data are restricted from general dissemination. Users interested in obtaining these data should follow the procedures for obtaining restricted-access data collections described in the preface to this catalog.

Extent of collection: 9 data files + machine-readable documentation (PDF) + SAS data definition statements + SPSS data definition statements

Extent of processing: MDATA.PR/ MDATA.ICPSR/ UNDOCCHK.ICPSR/ CDBK.ICPSR/ DDEF.ICPSR/ SCAN/ REFORM.DATA/ REFORM.DOC

Logical record length data format with SAS and SPSS data definition statements

Part 1

Dane County victim survey data

rectangular file structure

49 cases

90 variables

296-unit-long record

record per case

Part 2

1996 Stark County case tracking data

rectangular file structure

62 cases

75 variables

227-unit-long record

1 record per case

Part 3

1999 Stark County case tracking data

rectangular file structure

50 cases

72 variables

215-unit-long record

1 record per case

Part 4

Hillsborough County regular case tracking data

rectangular file structure

204 cases

102 variables

250-unit-long record

1 record per case

Part 5

Hillsborough County dual arrest case tracking data

rectangular file structure

50 cases

97 variables

181-unit-long record

1 record per case

Part 6

Hillsborough County police report data

rectangular file structure

100 cases

38 variables

43-unit-long record

1 record per case

Part 7

Hillsborough County victim interview data

rectangular file structure

11 cases

410 variables

495-unit-long record

1 record per case

Part 8

Jackson County case tracking data

rectangular file structure

195 cases

88 variables

836-unit-long record

1 record per case

Part 9

Jackson County victim interview data

rectangular file structure

26 cases

67 variables

127-unit-long record

1 record per case

Related publication:

Uekert, Brenda K., Neal Miller, Cheron DuPree, Deborah Spence, and Cassandra Archer

"The evaluation of the STOP violence against women grant program" (Final Report). NCJ 189163. Washington, DC: National Institute of Justice, 2001.

Weisburd, David, Lawrence W. Sherman, and Anthony Petrosino

Registry of randomized criminal justice experiments in sanctions, 1951-1983

(ICPSR 9668)

This study was sponsored by the U.S. Dept. of Justice, National Institute of Justice. The grant number is 88-IJ-CX-0007.

Summary: This registry categorizes, summarizes, and analyzes datasets containing information on randomized criminal justice experiments in sanctions. These datasets vary in methodology, geographic region, and other aspects. Among the topics covered in this registry are the nature of offense being sanctioned, type of sanction, racial and sexual composition of the sample, and procedures and outcomes of each collection.

Extent of collection: 1 data file + machine-readable documentation (text) + SAS data

definition statements + SPSS data definition statements

Extent of processing: DDEF.ICPSR

Logical record length data format with SAS and SPSS data definition statements

rectangular file structure

76 cases

99 variables

300-unit-long record

1 record per case

Related publication:

Weisburd, D., L. Sherman, and A.J. Petrosino
Registry of Randomized Criminal Justice Experiments in Sanctions (1), 1990.

Wells, Susan J., and Andrea Sedlak

Justice systems processing of child abuse and neglect cases in a local jurisdiction (county) in the United States, 1993-1994

(ICPSR 2310)

This study was sponsored by the U.S. Dept. of Justice, National Institute of Justice. The grant number is 92-IJ-CX-K041.

Summary: The purpose of this study was to provide a comprehensive, case-level examination of the full spectrum of case processing of serious child abuse and neglect cases as they flowed through the justice process, from initial receipt of a report to final disposition in the criminal and/or civil court. This was accomplished by in-depth, detailed tracking, from a single jurisdiction, of both prospective and retrospective samples of serious child abuse cases reported to child protective services and law enforcement agencies. The four agencies that participated directly by providing case samples and case files for tracking were: (1) Child Protective Services (CPS), (2) the sheriff's office, (3) Dependency Court Legal Services (DCLS), and (4) the county prosecutor's office. Each case was abstracted at the point of sampling and then tracked throughout the other participating agencies. Data were collected over a nine-month period. Part 1, Maltreatment Abstract, Person Roster, and CPS Abstract Data, contains three types of data. First, information is provided on each maltreatment incident committed by each perpetrator, background of the perpetrator and the victim, and character-

istics of the incident. The data continue with a roster of persons, which covers the relationships among the individuals in the case and whether any of these individuals were living together at the time of the maltreatment. Data from the CPS abstract include which source brought the case to the attention of Protective Services; the dates, priority, and investigation level of the report; if any prior allegations of maltreatment had occurred that involved either the same victims and/or perpetrators and, if so, information on those reports; and the perpetrator's response to the incident and level of cooperation with the investigation. For each victim, information is given on medical findings, if applicable; whether photographs were taken; whether a guardian was appointed; whether the victim was assigned an interim placement; and the CPS disposition of the case. Part 1 concludes with information on interviews with the victim, where the case was referred, the assessment of risk in the case, and whether the victim was placed in foster care. Part 2, Dependency Court Abstract Data, provides information on the case, the reason the case was closed, and the outcome as determined by the court. Part 3, Juvenile Court Schedule of Hearings Data, focuses on the schedule of hearings, such as who was present and if they were represented by an attorney, whether the hearing took place, and, if not, the reason for delay. Part 4, Law Enforcement Abstract Data, contains dates of incidents, reports, and arrests; details of the case; and how the case was handled. Part 5, State Attorney's Office Abstract Data, offers data on the case closing, charges, and sentencing, as well as information on the type of defense attorney representing the perpetrator, if a juvenile, how the defendant was referred to adult court, whether the state attorney filed cases on other perpetrators in the case, whether the victim was interviewed by the prosecutor prior to filing, and whether the victim was deposited by the state attorney after the case was filed. Part 6, Criminal Court Schedule of Hearings Data, contains information on date of arrest, filing, and court hearing; whether a public defender was assigned; number of hearings; type of hearing; and coded remarks about the hearing. Part 7, State Attorney Addendum Data, provides "no-file" data from the State Attorney Questionnaire Addendum, including if the no-file was a warrant or arrest, date of the no-file, and reason for the no-file.

Universe: All serious child abuse and neglect cases in the sample county.

Sampling: One county was selected out of the 42 counties in the Third National Incidence Study of Child Abuse and Neglect (NIS-3), sponsored by the U.S. Dept. of Health and Human Services, Administration for Children and Families, National Center on Child Abuse and Neglect. This county was chosen for the high degree of automation in its existing recordkeeping system and for the fact that the prosecutor's office had undertaken a more aggressive approach to prosecution. Within the county, sample selection from the four agencies included only child abuse and neglect cases considered serious throughout the life of the case, and represented the full range of child abuse cases that occurred in a year. The CPS cases included in the sample represented calls to the hotline from January 1 through October 10, 1993. Cases included in the DCLS sample were those closed between January 1 and April 4, 1994. The sample from the sheriff's office was selected in two phases. In the first phase, all arrests that fit the specifications and were not duplicates with other agencies resulted in 100 qualifying 1993 arrests. In the second phase, the first 125 cases that involved complaints concerning violations of the selected statutes and were reported to the sheriff's office between January 1, 1993, and May 17, 1993, were selected. The sampling framework from the prosecutor's office included all criminal cases handled by the Child Abuse Unit that were closed between January 1, 1994, and August 25, 1994.

Note: The structure of the data files for Parts 1-6 is not conceptually or physically a true hierarchical structure. All of these files contain multiple record types and some contain repeating records within a record type and/or missing record types. Also, some repeating series of information may span more than one record type. The number of records in Part 1 ranges from 369 to 1,037 in the 26 record types with 1,284 variables and a logical record length of 125. The number of records in Part 2 ranges from 145 to 2,463 in the 10 record types with 486 variables and a logical record length of 129. The number of records in Part 3 ranges from 145 to 1,295 in the 2 record types with 31 variables and a logical record length of 46. The number of records in Part 4 ranges from 472 to 4,158 in the 5 record types with 151 variables and a logical record length of 79. The number of records in Part 5 ranges from 144 to 258 in the 7 record types with 255 variables and a logical record length of 132. Finally, the number of records in Part 6 ranges from 247 to 2,172 records in

the 2 record types with 28 variables and a logical record length of 34.

Restrictions: This data collection is restricted from general dissemination. Users interested in obtaining these data should follow the procedures for obtaining restricted-access data collections described in the preface to this catalog.

Extent of collection: 7 data files + machine-readable documentation (PDF) + SAS data definition statements + SPSS data definition statements

Extent of processing: MDATA.PR/ DDEF.ICPSR/ UNDOCHK.ICPSR/ REFORM.DOC/ SCAN

Hierarchical data format (Parts 1-6) and logical record length data format (Part 7) with SAS and SPSS data definition statements

Part 1
Maltreatment abstract, person roster, and CPS abstract data
hierarchical file structure

Part 2
Dependency court abstract data
hierarchical file structure

Part 3
Juvenile court schedule of hearings data
hierarchical file structure

Part 4
Law enforcement abstract data
hierarchical file structure

Part 5
State attorney's office abstract data
hierarchical file structure

Part 6
Criminal court schedule of hearings data
hierarchical file structure

Part 7
State attorney addendum data
rectangular file structure
13 cases
15 variables
25-unit-long record
1 record per case

Related publications:
Wells, Susan J., Noy S. Davis, A.J. Sedlak, Frances Gragg, Dana J. Schultz, Elyse Kaye, and Karl Ensign
"Justice system processing of child abuse and neglect cases, Volumes I and II" (Final Report). Washington, DC: National Insti-

tute of Justice and Office of Juvenile Justice and Delinquency Prevention, 1996.
Wells, Susan J.

"Prosecuting child physical abuse cases: A case study in San Diego" (Research in Brief). Washington, DC: National Institute of Justice and Office of Juvenile Justice and Delinquency Prevention, 1995.

Wise, Lois Recascino

Factors influencing the quality and utility of government-sponsored criminal justice research in the United States, 1975-1986

(ICPSR 9089)

This study was sponsored by the U.S. Dept. of Justice, National Institute of Justice. The grant numbers are 88-NIJ-84/OJP-86-M-275.

Summary: This data collection examines the effect of organizational environment and funding level on the utility of criminal justice research projects sponsored by the National Institute of Justice (NIJ). The data represent a unique source of information on factors that influence the quality and utility of criminal justice research. Variables describing the research grants include NIJ office responsible for monitoring the grant (e.g., courts, police, corrections, etc.), organization type receiving the grant (academic or nonacademic), type of data (collected originally, existing, merged), and priority area (crime, victims, parole, police). The studies are also classified by:

(1) sampling method employed, (2) presentation style, (3) statistical analysis employed, (4) type of research design, (5) number of observation points, and (6) unit of analysis. Additional variables provided include whether there was a copy of the study report in the National Criminal Justice Archive, whether the study contained recommendations for policy or practice, and whether the project was completed on time. The data file provides two indices — one that represents quality and one that represents utility. Each measure is generated from a combination of variables in the dataset. Class IV

Universe: Research grants in the U.S. sponsored by the National Institute of Justice.

Sampling: Random sample.

Note: These data contain alphabetic codes.

Extent of collection: 1 data file

Logical record length data format

rectangular file structure

75 cases

52 variables

93-unit-long record

1 record per case

Related publication:

Wise, Lois Recascino

"Academics and entrepreneurs: Factors affecting the quality and utility of government-sponsored research." *Knowledge in Society* 1,1 (Spring 1988), 85-103.

Zedlewski, Edwin W.

Public and private resources in public safety [United States]: Metropolitan area panel data, 1977 and 1982

(ICPSR 8988)

This study was sponsored by the U.S. Dept. of Justice, National Institute of Justice.

Summary: This data collection provides a series of measures relating to public safety for all SMSAs in the United States at two time periods. Variables include municipal employment (e.g., number of municipal employees, number of police employees, police payrolls, municipal employees per 10,000 inhabitants), municipal revenue (total debt, property taxes, utility revenues, income taxes), non-municipal employment (retail services, mining services, construction services, finance services), crime rates (murder, robbery, auto theft, rape), labor force and unemployment, property value, and other miscellaneous topics. Class IV

Universe: All standard Metropolitan Statistical Areas in the United States as defined by the Office of Management and Budget for the years 1977 and 1982.

Extent of collection: 1 data file + machine-readable documentation (text) + SAS data definition statements

Logical record length data format

rectangular file structure
366 cases
343 variables
2,621-unit-long record
1 record per case

ter. For a full description of this study, consult the chapter indicated.

Thompson, James W. **Relationships between employment and crime: A survey of Brooklyn residents, 1979-1980** (ICPSR 8649) See II. Community studies

SEE ALSO...

The following data collection contains information related to topics covered in this chap-

VII. Crime and delinquency

Bannister, Tanya

Evaluation of violence prevention programs in four New York City middle schools, 1993-1994

(ICPSR 2704)

Summary: This research project sought to evaluate the impact of broad-based multifaceted violence prevention programs versus programs that have a more limited focus. Two specific programs were evaluated in four New York City middle schools. The more limited program used Project S.T.O.P. (Students Teaching Options for Peace), a conflict resolution and peer mediation training program. The full multifaceted program combined Project S.T.O.P. with Safe Harbor, a program that provided victimization counseling and taught violence prevention. The effects of this combined program, offered in three of the middle schools, were compared to those of just the Project S.T.O.P. program alone in one middle school. To study the program models, researchers used a quasi-experimental pre-post design, with nonequivalent comparison groups. Questionnaires were given to students to assess the impact of the two programs. Students were asked about their knowledge and use of prevention programs in their schools. Data were also collected on students' history of victimization, such as whether they were ever attacked at school, stolen from, mugged, or threatened with a weapon. Students were also asked about their attitudes toward verbal abuse, victims of violence, and conditions when revenge is acceptable, and their exposure to violence, including whether they knew anyone who was sexually abused, beaten, or attacked because of race, gender, or sexual orientation. Additional questions covered students' use of aggressive behaviors, such as whether they had threatened someone with a weapon or had beaten, slapped, hit, or kicked someone. Data were also gathered on the accessibility of alcohol, various drugs, weapons, and stolen property. Demographic variables include students' school grade, class, sex, number of brothers and sisters, and household composition.

Universe: Middle school students in New York City.

Sampling: Convenience sample.

Extent of collection: 1 data file + machine-readable documentation (PDF) + SAS data definition statements + SPSS data definition statements

Extent of processing: CDBK.ICPSR/ SCAN/ DDEF.ICPSR/ MDATA.ICPSR/ REFORM.DOC/ REFORM.DATA/ UNDOCCHK.ICPSR

Logical record length data format with SAS and SPSS data definition statements

rectangular file structure
2,252 cases
460 variables
728-unit-long record
1 record per case

Related publication:
Bannister, Tanya

"Evaluation of violence prevention in middle schools" (Final Report). Washington, DC: National Institute of Justice, 1995.

Bartley, William Alan

Valuation of specific crime rates in the United States, 1980 and 1990

(ICPSR 3161)

This study was sponsored by U.S. Dept. of Justice, National Institute of Justice. The grant number is 99-IJ-CX-0006.

Summary: This project was designed to isolate the effects that individual crimes have on wage rates and housing prices, as gauged by individuals' and households' decision-making preferences changing over time. Additionally, this project sought to compute a dollar value that individuals would bear in their wages and housing costs to reduce the rates of specific crimes. The study used multiple de-

cludes of information obtained from counties across the United States to create a panel dataset. This approach was designed to compensate for the problem of collinearity by tracking how housing and occupation choices within particular locations changed over the decade considering all amenities or disamenities, including specific crime rates. Census data were obtained for this project from the **Integrated public use microdata series** (IPUMS) constructed by Ruggles and Sobek (1997). Crime data were obtained from the Federal Bureau of Investigation's **Uniform crime reports** (UCR). Other data were collected from the American Chamber of Commerce Researchers Association, County and City Data Book, National Oceanic and Atmospheric Administration, and Environmental Protection Agency. Independent variables for the Wages Data (Part 1) include years of education, school enrollment, sex, ability to speak English well, race, veteran status, employment status, and occupation and industry. Independent variables for the Housing Data (Part 2) include number of bedrooms, number of other rooms, building age, whether unit was a condominium or detached single-family house, acreage, and whether the unit had a kitchen, plumbing, public sewers, and water service. Both files include the following variables as separating factors: census geographic division, cost-of-living index, percentage unemployed, percentage vacant housing, labor force employed in manufacturing, living near a coastline, living or working in the central city, per capita local taxes, per capita intergovernmental revenue, per capita property taxes, population density, and commute time to work. Lastly, the following variables measured amenities or disamenities: average precipitation, temperature, windspeed, sunshine, humidity, teacher-pupil ratio, number of Superfund sites, total suspended particulate in air, and rates of murder, rape, robbery, aggravated assault, burglary, larceny, auto theft, violent crimes, and property crimes.

Universe: All individuals and households in the United States in 1980 or 1990.

Sampling: Nationally representative sample.

Extent of collection: 2 data files + machine-readable documentation (PDF) + SAS data definition statements + SPSS data definition statements

Extent of processing: MDATA.ICPSR/
UNDOCCHK.ICPSR/ CDBK.ICPSR/ DDEF.ICPSR/
REFORM.DATA/ REFORM.DOC

Logical record length data format with SAS and SPSS data definition statements

Part 1

Wages data

rectangular file structure
102,745 cases
113 variables
532-unit-long record
1 record per case

Part 2

Housing data

rectangular file structure
40,141 cases
93 variables
497-unit-long record
1 record per case

Related publications:

Bartley, William Ala.

"A valuation of specific crime rates" (Final Report). NCJ 188070. Washington, DC: National Institute of Justice, 2000.

Bartley, William Alan.

"A valuation of specific crime rates" (Summary). NCJ 187771. Washington, DC: National Institute of Justice, 2000.

Block, Carolyn Rebecca

Chicago women's health risk study, 1995-1998

(ICPSR 3002)

(included on CD-ROM CD0033)

This study was sponsored by the U.S. Dept. of Justice, National Institute of Justice. The grant number is 96-IJ-CX-0020.

Summary: The goal of the Chicago Women's Health Risk Study (CWHRS) was to develop a reliable and validated profile of risk factors directly related to lethal or life-threatening outcomes in intimate partner violence, for use in agencies and organizations working to help women in abusive relationships. Data were collected to draw comparisons between abused women in situations resulting in fatal outcomes and those without fatal outcomes, as well as a baseline comparison of abused women and non-abused women, taking into account the interaction of events, circumstances, and interventions occurring over the course of a year or two. The CWHRS used a quasi-experimental design to gather survey data on 705 women at the point of service for any kind of treatment (related to abuse or not)

sought at one of four medical sites serving populations in areas with high rates of intimate partner homicide (Chicago Women's Health Center, Cook County Hospital, Erie Family Health Center, and Roseland Public Health Center). Over 2,600 women were randomly screened in these settings, following strict protocols for safety and privacy. One goal of the design was that the sample would not systematically exclude high-risk but understudied populations, such as expectant mothers, women without regular sources of health care, and abused women in situations where the abuse is unknown to helping agencies. To accomplish this, the study used sensitive contact and interview procedures, developed sensitive instruments, and worked closely with each sample site. The CWHRS attempted to interview all women who answered "yes — within the past year" to any of the three screening questions, and about 30 percent of women who did not answer yes, provided that the women were over age 17 and had been in an intimate relationship in the past year. In total, 705 women were interviewed, 497 of whom reported that they had experienced physical violence or a violent threat at the hands of an intimate partner in the past year (the abused, or AW, group). The remaining 208 women formed the comparison group (the non-abused, or NAW, group). Data from the initial interview sections comprise Parts 1–8. For some women, the AW versus NAW interview status was not the same as their screening status. When a woman told the interviewer that she had experienced violence or a violent threat in the past year, she and the interviewer completed a daily calendar history, including details of important events and each violent incident that had occurred the previous year. The study attempted to conduct one or two follow-up interviews over the following year with the 497 women categorized as AW. The follow-up rate was 66 percent. Data from this part of the clinic/hospital sample are found in Parts 9–12. In addition to the clinic/hospital sample, the CWHRS collected data on each of the 87 intimate partner homicides occurring in Chicago over a two-year period that involved at least one woman age 18 or older. Using the same interview schedule as for the clinic/hospital sample, CWHRS interviewers conducted personal interviews with one to three "proxy respondents" per case, people who were knowledgeable and credible sources of information about the couple and their relationship, and information was compiled from official or public records, such as court records, witness statements, and newspaper accounts (Parts 13–15). In homicides in

which a woman was the homicide offender, attempts were made to contact and interview her. This "lethal" sample, all such homicides that took place in 1995 or 1996, was developed from two sources, **Homicides in Chicago, 1965–1995** (ICPSR 6399) and the Cook County Medical Examiner's Office. Part 1 includes demographic variables describing each respondent, such as age, race and ethnicity, level of education, employment status, screening status (AW or NAW), birthplace, and marital status. Variables in Part 2 include details about the woman's household, such as whether she was homeless, the number of people living in the household and details about each person, the number of her children or other children in the household, details of any of her children not living in her household, and any changes in the household structure over the past year. Variables in Part 3 deal with the woman's physical and mental health, including pregnancy, and with her social support network and material resources. Variables in Part 4 provide information on the number and type of firearms in the household; whether the woman had experienced power, control, stalking, or harassment at the hands of an intimate partner in the past year; whether she had experienced specific types of violence or violent threats at the hands of an intimate partner in the past year; and whether she had experienced symptoms of Post-Traumatic Stress Disorder related to the incidents in the past month. Variables in Part 5 specify the partner or partners who were responsible for the incidents in the past year, record the type and length of the woman's relationship with each of these partners, and provide detailed information on the one partner she chose to talk about (called "Name"). Variables in Part 6 probe the woman's help-seeking and interventions in the past year. Variables in Part 7 include questions comprising the Campbell Danger Assessment (Campbell, 1993). Part 8 assembles variables pertaining to the chosen abusive partner (Name). Part 9, an event-level file, includes the type and the date of each event the woman discussed in a 12-month retrospective calendar history. Part 10, an incident-level file, includes variables describing each violent incident or threat of violence. There is a unique identifier linking each woman to her set of events or incidents. Part 11 is a person-level file in which the incidents in Part 10 have been aggregated into totals for each woman. Variables in Part 11 include, for example, the total number of incidents during the year, the number of days before the interview that the most recent incident had occurred, and the severity of the most severe in-

cident in the past year. Part 12 is a person-level file that summarizes incident information from the follow-up interviews, including the number of abuse incidents from the initial interview to the last follow-up, the number of days between the initial interview and the last follow-up, and the maximum severity of any follow-up incident. Parts 1–12 contain a unique identifier variable that allows users to link each respondent across files. Parts 13–15 contain data from official records sources and information supplied by proxies for victims of intimate partner homicides in 1995 and 1996 in Chicago. Part 13 contains information about the homicide incidents from the “lethal sample,” along with outcomes of the court cases (if any) from the Administrative Office of the Illinois Courts. Variables for Part 13 include the number of victims killed in the incident; the month and year of the incident; the gender, race, and age of both the victim and offender; who initiated the violence; the severity of any other violence immediately preceding the death; if leaving the relationship triggered the final incident; whether either partner was invading the other’s home at the time of the incident; whether jealousy or infidelity was an issue in the final incident; whether there was drug or alcohol use noted by witnesses; the predominant motive of the homicide; location of the homicide; relationship of victim to offender; type of weapon used; whether the offender committed suicide after the homicide; whether any criminal charges were filed; and the type of disposition and length of sentence for that charge. Parts 14 and 15 contain data collected using the proxy interview questionnaire (or the interview of the woman offender, if applicable). The questionnaire used for Part 14 was identical to the one used in the clinic sample, except for some extra questions about the homicide incident. The data include only those 76 cases for which at least one interview was conducted. Most variables in Part 14 pertain to the victim or the offender, regardless of gender (unless otherwise labeled). For ease of analysis, Part 15 includes the same 76 cases as Part 14, but the variables are organized from the woman’s point of view, regardless of whether she was the victim or offender in the homicide (for the same-sex cases, Part 15 is from the woman victim’s point of view). Parts 14 and 15 can be linked by ID number. However, Part 14 includes five sets of variables that were asked only from the woman’s perspective in the original questionnaire: household composition, Post-Traumatic Stress Disorder (PTSD), social support network, personal income (as opposed to household income), and help-

seeking and intervention. To avoid redundancy, these variables appear only in Part 14. Other variables in Part 14 cover information about the person(s) interviewed: the victim’s and offender’s age; sex; race/ethnicity; birthplace; employment status at time of death; level of education; a scale of the victim’s and offender’s severity of physical abuse in the year prior to the death; the length of the relationship between victim and offender; the number of children belonging to each partner; whether either partner tried to leave and/or asked the other to stay away; the reasons why each partner tried to leave; the longest amount of time each partner stayed away; whether either or both partners returned to the relationship before the death; any known physical or emotional problems sustained by victim or offender, including the four-item Medical Outcomes Study (MOS) scale of depression; drug and alcohol use of the victim and offender; number and type of guns in the household of the victim and offender; Scales of Power and Control (Johnson, 1996) or Stalking and Harassment (Sheridan, 1992) by either intimate partner in the year prior to the death; a modified version of the Conflict Tactics Scale (CTS) (Johnson, 1996) measuring the type of physical violence experienced by either intimate partner; and the Campbell Danger Assessment for the victim and offender. In addition, Part 14 contains a number of summary variables about the fatal incident, most of which are also in Part 13. These include questions related to the circumstances of the incident: time, place, witnesses, who had initiated the violence, outcome for the offender (e.g., suicide or other death, arrest, sentence, etc.), and outcome for children and others who witnessed the violence or found the body. Part 15 contains the same data as Part 14, except that each variable is presented from the woman’s point of view, regardless of whether she was the victim or offender in the homicide. Additional summary variables were added regarding the overall nature of any prior physical abuse in the relationship, as well as the overall pattern of leaving and returning to the relationship in the year prior to the death.

Universe: Parts 1–7: Non-abused and abused women living in Chicago, IL. Parts 8–12: Abused women living in Chicago, IL. Parts 13–15: Intimate partner homicide cases in Chicago, IL, in 1995–1996.

Sampling: Convenience and random sampling.

Note: The user guide, codebooks, and data collection instruments are provided by . . .

ICPSR as two Portable Document Format (PDF) files.

Extent of collection: 15 data files + machine-readable documentation (PDF) + SAS data definition statements + SPSS data definition statements

Extent of processing: CDBK.ICPSR/ SCAN/ DDEF.ICPSR/ UNDOCCCHK.ICPSR/ MDATA.PR/ MDATA.ICPSR/ REFORM.DOC/ REFORM.DATA

Logical record length data format with SAS and SPSS data definition statements

Parts 1-7:

Questionnaire Sections B through N, clinic/hospital initial interview data

rectangular file structure
497 to 705 cases per part
26 to 138 variables per part
88- to 535-unit-long record
1 record per case per part

Part 8

Primary intimate partner data

rectangular file structure
497 cases
64 variables
300-unit-long record
1 record per case

Part 9

Event calendar data

rectangular file structure
2,403 cases
8 variables
204-unit-long record
1 record per case

Part 10

Abuse calendar data

rectangular file structure
4,978 cases
52 variables
203-unit-long record
1 record per case

Part 11

Aggregate abuse calendar data

rectangular file structure
497 cases
33 variables
99-unit-long record
1 record per case

Part 12

Summary of abuse on follow-up data

rectangular file structure
497 cases
37 variables
114-unit-long record
1 record per case

Part 13

Official records for the proxy interview data

rectangular file structure
87 cases
84 variables
646-unit-long record
1 record per case

Part 14

Proxy interview data

rectangular file structure
76 cases
657 variables
4,157-unit-long record
1 record per case

Part 15

Restructured proxy interview data

rectangular file structure
76 cases
285 variables
1,445-unit-long record
1 record per case

Related publications:

Block, Carolyn Rebecca

"The Chicago women's health risk study" (Final Report). Washington, DC: National Institute of Justice, 2000.

Block, Carolyn Rebecca, Judith M. McFarlane, Gail Rayford Walker, and Christine Ovcharchyn Devitt

"Beyond public records databases: Field strategies for locating and interviewing proxy respondents in homicide research." *Homicide Studies* 3,4 (1999), 349-366.

Block, Carolyn Rebecca, and Richard Block

"The Chicago homicide dataset." In Carolyn R. Block and Richard Block (eds.), *Questions and answers in lethal and non-lethal violence, Volume 1*.

NCJ 142058. Washington, DC: National Institute of Justice, 1993, pp. 97-122.

Block, Michael K., and Fredrick C. Nold

Deterrent effects of antitrust enforcement [United States]: The ready-mix concrete industry, 1970–1980

(ICPSR 9040)

This study was sponsored by the U.S. Dept. of Justice, National Institute of Justice. The grant number is 80-IJ-CX-0105.

Summary: These data were collected to explore the relationship between profit levels in the concrete industry and the antitrust enforcement activities undertaken by the U.S. Department of Justice (DOJ) in 19 cities over an 11-year period. The data collection is composed mainly of published aggregate data on ready-mix concrete costs and prices. Profits and estimates of collusive markups in this industry can be calculated and related to antitrust enforcement efforts. Variables include measures of wages and materials costs, prices of concrete products, number of building permits issued, gasoline prices, the consumer price index, number of laborers employed, unemployment rates, measures of change in the Department of Justice's Antitrust Division budget, change in number of DOJ permanent enforcement personnel, and number of antitrust criminal actions initiated by DOJ against ready-mix concrete users, producers of related products, producers of substitutes for ready-mix products, and ready-mix producers. Class IV

Sampling: The sample consists of 19 representative cities in the United States.

Note: The data collection is a pooled time series of cross-sections: data are presented for the years 1970–1980, although data for 1969 are available for a limited number of variables. The three files supply data for varying units of time (months, quarter, years).

Extent of collection: 3 data files

Logical record length data format

Part 1

Month, city-month data
rectangular file structure
2,736 cases
32 variables
166-unit-long record
1 record per case

Part 2

Quarter, city-quarter data
rectangular file structure
836 cases
37 variables
158-unit-long record
1 record per case

Part 3

Annual, city-year data
rectangular file structure
228 cases
35 variables
153-unit-long record
1 record per case

Related publications:

Clabault, J.M., and M.K. Block

"Sherman Act indictments, 1955–1980." New York, NY: Federal Legal Publications, 1981.

Block, M.K., F.C. Nold, and J.G. Sidak

"The deterrent effect of antitrust enforcement." *Journal of Political Economy* 89 (1981), 429–445.

Blumstein, Alfred, and Jacqueline Cohen

Adult criminal careers in New York, 1972–1983

(ICPSR 9353)

(included on CD-ROMs CD0014 and CD0030)

This study was sponsored by the U.S. Dept. of Justice, National Institute of Justice. The grant number is 82-IJ-CX-0062.

Summary: This data collection was designed to estimate the extent and variation of individual offending by crime type, race, age, and prior criminal record. Included in this collection are the criminal records of individuals aged 16 years or older who were arrested in the state of New York. Two separate data files are supplied. Part 1 contains data on all adults arrested in New York from 1972 to 1976 for rape, murder, robbery, aggravated assault, or burglary. Part 2 includes data on all adults arrested for larceny or auto theft in Albany and Erie counties. Variables include items such as sex, race, age, number of prior arrests, date and place of arrest, arrest charged, number of multiple counts, court disposition of charges, and type and length of sentence.

Sampling: There are two samples that include adult offenders aged 16 or older who

were arrested in New York State between 1972 and 1976. The first includes all adults arrested for the offenses of murder, rape, robbery, aggravated assault, or burglary in the general areas of New York State during the sample years (for selected high-density counties in the New York City metropolitan area, the sampling fraction was .5). The second includes all adults arrested for larceny or auto theft in Albany or Erie counties during the sample years.

Universe: Adults, aged 16 or older, arrested in the general areas of New York State for the offenses of murder, rape, robbery, aggravated assault, or burglary and for larceny or auto theft in Albany or Erie counties.

Note: The data are organized hierarchically in two levels: (1) a person record, and (2) one or more arrest records. Each of the two data files has a variable number of records per case. The number of records is dependent on the number of arrests an offender had. There are 14 variables and 129,010 cases at the person level, and 16 variables and 12,555 cases at the arrest level.

Extent of collection: 2 data files + machine-readable documentation (text) + SAS data definition statements + SPSS data definition statements

Extent of processing: MDATA.PR/ SCAN/ DDEF.ICPSR/ UNDOCCHK.ICPSR

Logical record length data format

Part 1
Arrests for serious crimes
hierarchical file structure

Part 2
Arrests for larceny or auto theft
hierarchical file structure

Blumstein, Alfred, and Jacqueline Cohen

**Adult criminal careers, Michigan:
1974-1977**

(ICPSR 8279)

(included on CD-ROMs CD0014 and CD0030)

This study was sponsored by the U.S. Dept. of Justice, National Institute of Justice. The grant number is 79-NI-99-0121.

Summary: These data, taken from the computerized criminal history files of the Federal Bureau of Investigation, were collected to develop estimates of the extent and variation of individual offending. Included are the adult criminal records of individuals 17 years of age and older arrested in Michigan from 1974 to 1977. The primary criterion for inclusion in the sample was at least one arrest in Michigan for murder, rape, robbery, aggravated assault, burglary, or auto theft. Once sampled, the arrest history includes data on all recorded arrests through 1977, regardless of offense type. The full dataset includes records for 41,191 individuals for a total of 200,007 arrests. The dataset is organized by individual and includes demographic characteristics of the individual (birth date, state of birth, sex, and race) followed by information from the individual's arrest record in chronological order. The arrest records include the date of arrest, the offenses charged, the disposition (convicted, dismissed, or acquitted), and the sentence. Because the data are organized by individual, they are suitable for longitudinal analyses of individual offending patterns over time.

Universe: Adult criminal offenders in Michigan.

Note: In this hierarchical data file, there are two record types. Record 1 contains person record information, with 6 variables and 41,191 records. Record 2 provides arrest cycle information, with 52 variables and 200,007 records.

Extent of collection: 1 data file + machine-readable documentation (text) + SAS data definition statements + SPSS data definition statements

Extent of processing: SCAN/ MDATA.PR/ UNDOCCHK.ICPSR/ REFORM.DATA/ DDEF.ICPSR

Logical record length data format with SAS and SPSS data definition statements

Brewster, Mary P.

Experiences and needs of formerly intimate stalking victims in southeastern Pennsylvania, 1991–1995

(ICPSR 2899)

(included on CD-ROM CD0033)

This study was sponsored by the U.S. Dept. of Justice, National Institute of Justice. The grant number is 95-WT-NX-0002.

Summary: This study sought to explore the nature of the stalking experiences of non-celebrity stalking victims who had previously been in intimate relationships with their stalkers. These were cases in which the stalkers were seeking revenge and/or reconciliation through stalking. Data were collected from 187 female stalking victims during 1991–1995 living in Chester, Delaware, Bucks, Philadelphia, and Montgomery counties in southeastern Pennsylvania. Data collection was comprised of an extensive, semistructured, face-to-face interview conducted with each woman to gather information concerning the nature of the stalking, the relationship between the victim and the stalker, the victim's response to the stalking, the consequences of the stalking for the victim, the needs of stalking victims in general, and fulfillment of those needs in terms of victim services and interaction with and cooperation from the criminal justice system. A brief survey questionnaire was also administered to obtain demographic information about each victim and her stalker. Content analysis of the interview transcripts was used to identify variables. Each variable fell into one of six categories: (1) victim's prior relationship with the stalker, (2) characteristics of the stalking, (3) victim's attempt to discourage the stalker (through both legal and extralegal mechanisms), (4) assistance sought by the victim through formal and informal networks and the subsequent handling of the situation by others, (5) the physical and emotional effects of the stalking on the victim, and (6) other victimization experiences. Demographic variables include the age, race, education level, marital status, and employment status of both the victim and the stalker.

Universe: Formerly intimate female stalking victims in southeastern Pennsylvania.

Sampling: Convenience sampling.

Extent of collection: 1 data file + machine-readable documentation (PDF) + SAS data

definition statements + SPSS data definition statements

Extent of processing: CDBK.ICPSR/MDATA.PRV/ DDEF.ICPSR/MDATA.ICPSR/REFORM.DATA/ REFORM.DOC/SCAN/UNDOCCHK.ICPSR

Logical record length data format with SAS and SPSS data definition statements

rectangular file structure
187 cases
485 variables
2,345-unit-long record
1 record per case

Related publication:

Brewster, Mary P.

"An exploration of the experiences and needs of formerly intimate stalking victims" (Final Report). Washington, DC: National Institute of Justice, 1998.

Cameron, James G.

Spatial analysis of crime in Appalachia [United States], 1977–1996

(ICPSR 3260)

This study was sponsored by U.S. Dept. of Justice, National Institute of Justice. The grant number is 99-LT-VX-0001.

Summary: This research project was designed to demonstrate the contributions that Geographic Information Systems (GIS) and spatial analysis procedures can make to the study of crime patterns in a largely nonmetropolitan region of the United States. The project examined the extent to which the relationship between various structural factors and crime varied across metropolitan and nonmetropolitan locations in Appalachia over time. To investigate the spatial patterns of crime, a georeferenced dataset was compiled at the county level for each of the 399 counties comprising the Appalachian region. The data came from numerous secondary data sources, including the Federal Bureau of Investigation's Uniform Crime Reports, the Decennial Census of the United States, the Department of Agriculture, and the Appalachian Regional Commission. Data were gathered on the demographic distribution, change, and composition of each county, as well as other socioeconomic indicators. The dependent variables were index crime rates derived from the Uniform Crime Reports, with

separate variables for violent and property crimes. These data were integrated into a GIS database in order to enhance the research with respect to: (1) data integration and visualization, (2) exploratory spatial analysis, and (3) confirmatory spatial analysis and statistical modeling. Part 1 contains variables for Appalachian subregions, Beale county codes, distress codes, number of families and households, population size, racial and age composition of population, dependency ratio, population growth, number of births and deaths, net migration, education, household composition, median family income, male and female employment status, and mobility. Part 2 variables include county identifiers plus numbers of total index crimes, violent index crimes, property index crimes, homicides, rapes, robberies, assaults, burglaries, larcenies, and motor vehicle thefts annually from 1977 to 1996.

Universe: All counties comprising the Appalachian region.

Extent of collection: 2 data files + machine-readable documentation (PDF) + SAS data definition statements + SPSS data definition statements

Extent of processing: MDATA.ICPSR/
UNDOCCHK.ICPSR/ CDBK.ICPSR/ DDEF.ICPSR/
REFORM.DATA

Logical record length data format with SAS and SPSS data definition statements

Part 1

Demographic data

rectangular file structure
399 cases
254 variables
1,350-unit-long record
1 record per case

Part 2

Crime data

rectangular file structure
399 cases
229 variables
1,039-unit-long record
1 record per case

Related publications:

Cameron, James G.

"A spatial analysis of crime in Appalachia" (Final Report). Washington, DC: National Institute of Justice, 2001.

Cameron, James G.

"A spatial analysis of crime in Appalachia" (Executive Summary). Washington, DC: National Institute of Justice, 2001.

Chaiken, Marcia R.

Effects of crime on after-school youth development programs in the United States, 1993-1994

(ICPSR 6791)

This study was sponsored by the Carnegie Corporation of New York, and the U.S. Dept. of Justice, National Institute of Justice. The grant numbers are B6025 and 94-IJ-CX-0015.

Summary: This study obtained information on youth-serving organizations around the country that provide constructive activities for youth in the after-school and evening hours. It was carried out in collaboration with seven national youth-serving organizations: Boys and Girls Clubs of America, Boy Scouts of America, Girls Incorporated, Girl Scouts of the U.S.A., National Association of Police Athletic Leagues, National 4-H Council and U.S. Dept. of Agriculture 4-H and Youth Development Service, and YMCA of the U.S.A. The research involved a national survey of affiliates and charter members of these organizations. Respondents were asked to provide information about their programs for the 1993-1994 school year, including summer 1994 if applicable. A total of 1,234 questionnaires were mailed to the 658 youth-serving organizations in 376 cities in October 1994. Survey data were provided by 579 local affiliates. Information was collected on the type of building where the organization was located, the months, days of the week, and hours of operation, number of adults on staff, number and sex of school-age participants, number of hours participants spent at the program location, other participants served by the program, and characteristics of the neighborhood where the program was located. Questions were also asked about the types of contacts the organization had with the local police department, types of crimes that occurred at the location in the school year, number of times each crime type occurred, number of times the respondent was a victim of each crime type, if the offender was a participant, other youth, adult with the program, adult from the neighborhood, or adult stranger, actions taken by the organization because crimes occurred, and crime prevention strat-

egies recommended and adopted by the organization. Geographic information includes the organization's stratum and FBI region.

Universe: All professionally-staffed youth-serving organizations affiliated with Boys and Girls Clubs of America, Boy Scouts of America, Girls Incorporated, Girl Scouts of the U.S.A., National Association of Police Athletic Leagues, National 4-H Council and U.S. Dept. of Agriculture 4-H and Youth Development Service, and YMCA of the U.S.A.

Sampling: A stratified random sample of youth-serving organizations affiliated with the seven national organizations mentioned above.

Extent of collection: 1 data file + machine-readable documentation (PDF) + SAS data definition statements + SPSS data definition statements

Extent of processing: MDATA.PR/ SCAN/ REFORM.DATA/ UNDOCCHK.ICPSR/ DDEF.ICPSR/ REFORM.DOC

Logical record length data format with SAS and SPSS data definition statements

rectangular file structure
579 cases
207 variables
364-unit-long record
1 record per case

Related publications:
Chaiken, Marcia R.

"Raising our cities' children: Safe, productive places in the after-school hours." Alexandria, VA: LINC, 1996.

Chaiken, Marcia R.

Kids, cops, and communities. Issues and Practices series. Washington, DC: National Institute of Justice, June 1998.

Clinard, Marshall B., and Peter C. Yeager

Illegal corporate behavior, 1975-1976
(ICPSR 7855)

This study was sponsored by the U.S. Dept. of Justice, National Institute of Justice. The grant number is 77-NI-99-0069.

Summary: This two-part study represents the first large-scale comprehensive investigation of corporate violations. It examines the extent

and nature of these illegal activities in terms of the corporate structure and economic setting in which the violations occurred. The study has concentrated on an empirical investigation of the 582 largest publicly owned corporations in the United States: 477 manufacturing, 18 wholesale, 66 retail, and 21 service. A major focus has been on manufacturing enterprises. Corporations in banking, insurance, transportation, communication, and utilities have been excluded because of the unusual nature of these businesses (i.e., they are subject to strict regulation and/or licensing). The 1975 annual sales of the corporations studied ranged from \$300 million to more than \$45 billion, with an average sales volume of \$1.7 billion for parent firms. The data in Part 2: Violations/Sanctions File covered all enforcement actions that could be secured, initiated, or imposed by 24 federal agencies during 1975 and 1976. Variables include number and types of violations, investigating agency, and sanctions imposed. In addition to the collection of data on the illegal activities of the corporations, the researchers collected economic data on the corporations as well as industry-level economic data. These are presented in a Part 1: Economic Analysis Data File. The variables in the Economic Data File include Net Income/Total Assets, Working Capital/Total Assets, and Sales/Total Assets. Class II

Note: This study was originally called **Illegal corporate behavior, 1979**. However, it was retitled to reflect the date of collection and analysis of the data, rather than the date of publication.

Extent of collection: 2 data files + machine-readable documentation (text) + SPSS data definition statements

OSIRIS and card image data formats, with SPSS data definition statements for each

Part 1
Economic analysis data
rectangular file structure
461 cases
128 variables
366-unit-long record
10 records per case

Part 2
Violations/sanctions
rectangular file structure
2,230 cases
175 variables
632-unit-long record
6 records per case

Related publication:

Clinard, Marshall B.

"Illegal corporate behavior." Stock Number 027-000-00843-7. Washington, DC: U.S. Government Printing Office, 1979.

Cohen, Jacqueline, and Alfred Blumstein

Termination of criminal careers: Measurement of rates and their determinants in Detroit SMSA, 1974-1977

(ICPSR 9666)

(included on CD-ROMs CD0014 and CD0030)

This study was sponsored by the U.S. Dept. of Justice, National Institute of Justice. The grant number is 86-IJ-CX-0047.

Summary: The purpose of this collection was to measure the length of criminal careers and to correlate these lengths with other characteristics such as age, race, sex, type of crimes committed, and frequency of prior arrests. Determining the length of criminal activity and its relation to other attributes is important in planning for services such as prison space. Because of the difficulty in directly monitoring illegal acts, arrests were used instead as an indicator of criminal activity. Arrest data were gathered for murder, rape, robbery, aggravated assault, burglary, and automobile theft. Using the first arrest as an adult which took place between 1974 and 1977 as a reference point, individuals' prior and continued activities were followed. The data provide basic demographic information about offenders and extensive information about arrests, from arrest charges through final disposition.

Universe: Adults aged 17 years and older, who between January 1, 1974, and December 31, 1977, were arrested for the following offenses: murder, rape, robbery, aggravated assault, burglary, or auto theft.

Note: This is a hierarchical dataset consisting of person and arrest records. The person records provide information about the offender and consist of seven variables. The arrest records provide information on each offender's arrest incidents and are made up of 53 variables. These two types of records are grouped in the file sequentially by offender. In all, there are 21,004 person records and 123,535 arrest records in the data file.

Extent of collection: 1 data file + machine-readable documentation (text) + SAS data definition statements + SPSS data definition statements

Extent of processing: UNDOCCHK.ICPSR/REFORM.DATA/ DDEF.ICPSR

Logical record length data format with SAS and SPSS data definition statements

hierarchical file structure
163-unit-long record

Related publications:

Barnett, A., A. Blumstein, and D.P. Farrington
"A prospective test of a criminal career model." *Criminology* 27 (1989), 373-388.
Blumstein, A., and J. Cohen

"Estimating the duration of adult criminal careers." *Proceedings of the International Statistical Institute*. Amsterdam, Netherlands, 1985.

Blumstein, A., J. Cohen, and A. Golub
"The termination rate of adult criminal careers" (Working Paper). Pittsburgh, PA: Carnegie Mellon University, School of Urban and Public Affairs, 1989.

Cohen, Jacqueline, and Wilpen Gorr

Examination of crime guns and homicide in Pittsburgh, Pennsylvania, 1987-1998

(ICPSR 2895)

This study was sponsored by U.S. Dept. of Justice, National Institute of Justice. The grant number is 95-IJ-CX-0075.

Summary: This study examined spatial and temporal features of crime guns in Pittsburgh, Pennsylvania, in order to ascertain how gun availability affected criminal behavior among youth, whether the effects differed between young adults and juveniles, and whether that relationship changed over time. Rather than investigating the general prevalence of guns, this study focused only on those firearms used in the commission of crimes. Crime guns were defined specifically as those used in murders, assaults, robberies, weapons offenses, and drug offenses. The emphasis of the project was on the attributes of crime guns and those who possess them, the geographic sources of those guns, the distribution of crime guns over neighborhoods in a city, and the relationship

between the prevalence of crime guns and the incidence of homicide. Data for Part 1, Traced Guns Data, came from the City of Pittsburgh Bureau of Police. Gun trace data provided a detailed view of crime guns recovered by police during a two-year period, from 1995 to 1997. These data identified the original source of each crime gun (first sale to a non-FFL, i.e., a person not holding a Federal Firearms License) as well as attributes of the gun and the person possessing the gun at the time of the precipitating crime, and the ZIP-code location where the gun was recovered. For Part 2, Crime Laboratory Data, data were gathered from the local county crime laboratory on guns submitted by Pittsburgh police for forensic testing. These data were from 1993 to 1998 and provided a longer time series for examining changes in crime guns over time than the data in Part 1. In Parts 3 and 4, Stolen Guns by ZIP-Code Data and Stolen Guns by Census Tract Data, data on stolen guns came from the local police. These data included the attributes of the guns and residential neighborhoods of owners. Part 3 contains data from 1987 to 1996 organized by ZIP code, whereas Part 4 contains data from 1993 to 1996 organized by census tract. Part 5, Shots Fired Data, contains the final indicator of crime gun prevalence for this study, which was 911 calls of incidents involving shots fired. These data provided vital information on both the geographic location and timing of these incidents. Shots-fired incidents not only captured varying levels of access to crime guns, but also variations in the willingness to actually use crime guns in a criminal manner. Part 6, Homicide Data, contains homicide data for the city of Pittsburgh from 1990 to 1995. These data were used to examine the relationship between varying levels of crime gun prevalence and levels of homicide, especially youth homicide, in the same city. Part 7, Pilot Mapping Application, is a pilot application illustrating the potential uses of mapping tools in police investigations of crime guns traced back to original point of sale. NTC. It consists of two ArcView 3.1 project files and 90 supporting data and mapping files. Variables in Part 1 include date of manufacture and sale of the crime gun, weapon type, gun model, caliber, firing mechanism, dealer location (ZIP code and state), recovery date and location (ZIP code and state), age and state of residence of purchaser and possessor, and possessor role. Part 2 also contains gun type and model, as well as gun make, precipitating offense, police zone submitting the gun, and year the gun was submitted to the crime lab. Variables in Parts 3 and 4 include month and

year the gun was stolen, gun type, make, and caliber, and owner residence. Residence locations are limited to owner ZIP code in Part 3, and 1990 Census tract number and neighborhood name in Part 4. Part 5 contains the date, time, census tract and police zone of 911 calls relating to shots fired. Part 6 contains the date and census tract of the homicide incident, drug involvement, gang involvement, weapon, and victim and offender ages. Data in Part 7 include state, county, and ZIP code of traced guns, population figures, and counts of crime guns recovered at various geographic locations (states, counties, and ZIP codes) where the traced guns first originated in sales by an FFL to a non-FFL individual. Data for individual guns are not provided in Part 7.

Universe: Parts 1–5 and 7: Guns used in the commission of crime in Pittsburgh, Pennsylvania, between 1987 and 1998. Part 6: Homicide victims in Pittsburgh, Pennsylvania, between 1990 and 1995.

Sampling: Not applicable.

Note: Part 7 is a PKZip archive that illustrates how select data from this project can be used with mapping software. The 92 files, including two project files, were created with ArcView 3.1. Users should extract this zipped archive into a directory called "C:\battf." Once the archive has been extracted onto the local drive, users should open the ArcView project file called battf-pgh-nij.apr to view the sample files. Additional information about this application can be found in the appendix to the codebook.

Extent of collection: 6 data files + PKZip archive + machine-readable documentation (PDF) + SAS data definition statements + SPSS data definition statements

Extent of processing: MDATA.ICPSR/
UNDOCCHK.ICPSR/ CDBK.ICPSR/ DDEF.ICPSR/
REFORM.DATA/ REFORM.DOC

Logical record length data format with SAS and SPSS data definition statements (Parts 1–6)

Part 1
Traced guns data
rectangular file structure
910 cases
61 variables
158-unit-long record
1 record per case

Part 2

Crime laboratory data
rectangular file structure
5,887 cases
36 variables
168-unit-long record
1 record per case

Part 3

Stolen guns by ZIP-code data
rectangular file structure
1,594 cases
20 variables
49-unit-long record
1 record per case

Part 4

Stolen guns by census tract data
rectangular file structure
903 cases
20 variables
94-unit-long record
1 record per case

Part 5

Shots fired data
rectangular file structure
15,831 cases
8 variables
43-unit-long record
1 record per case

Part 6

Homicide data
rectangular file structure
328 cases
12 variables
36-unit-long record
1 record per case

Part 7

Pilot mapping application

Related publication:

Cohen, Jacqueline, Wilpen Gorr, and
Piyusha Singh

"Guns and youth violence: An examination of crime guns in one city" (Final Report). Washington, DC: National Institute of Justice, 1999.

Cohen, Jacqueline, Sherwood
Zimmerman, and Stephen King

Techniques for assessing the accuracy of recidivism prediction scales, 1960–1980: [Miami, Albuquerque, New York City, Alameda and Los Angeles counties, and the State of California]

(ICPSR 9988)

(included on CD-ROM CD0030)

This study was sponsored by the U.S. Dept. of Justice, National Institute of Justice. The grant number is 86-IJ-CX-0039.

Summary: The purpose of this data collection was to measure the validity or accuracy of four recidivism prediction instruments: the INSLAW, RAND, SFS81, and CGR scales. These scales estimate the probability that criminals will commit subsequent crimes quickly, that individuals will commit crime frequently, that inmates who are eligible for release on parole will commit subsequent crimes, and that defendants awaiting trial will commit crimes while on pretrial arrest or detention. The investigators used longitudinal data from five existing independent studies to assess the validity of the four predictive measures in question. The first data file was originally collected by the Vera Institute of Justice in New York City and was derived from an experimental evaluation of a jobs training program called the Alternative Youth Employment Strategies Project implemented in Albuquerque, New Mexico, Miami, and New York City, New York. The second file contains data from a RAND study, **Effects of prison versus probation in California, 1980–1982** (ICPSR 8700). Parts 3 through 5 pertain to serious juvenile offenders who were incarcerated during the 1960s and 1970s in three institutions of the California Youth Authority. A portion of the original data for these parts was taken from **Early identification of the chronic offender, [1978–1980: California]** (ICPSR 8226). All files present demographic and socioeconomic variables such as birth information, race and ethnicity, education background, work and military experience, and criminal history, including involvement in criminal activities, drug addiction, and incarceration episodes. From the variables in each data file, standard variables across all data files were constructed. Constructed variables included those on background (such as drug use, arrest, conviction, employment, and education history), which were used to construct the four predictive scales, and follow-up variables concerning arrest and incarcer-

ation history. Scores on the four predictive scales were estimated.

Universe: Part 1: All youths in the Dept. of Labor job training programs in Albuquerque, Miami, and New York City. Part 2: All convicted felons in Alameda and Los Angeles counties. Parts 3-5: All young males arrested in the State of California who had spent time as juveniles in one of the three California Youth Authority facilities.

Sampling: For Part 1, the investigators selected individuals from the Dept. of Labor job training program identified as "high risk youths," aged 16 to 21, in Albuquerque, Miami, and New York City, who had arrests prior to their participation in the jobs training program. The arrest preceding participation in the jobs training program was marked as the target event for the application of the prediction scales. For Part 2, the sample consisted of matched samples of convicted felons who were sentenced either to prison or felony probation. The arrest associated with a 1980 conviction was used as the target for applying the prediction scales. The California Youth Authority samples, Parts 3-5, were male juveniles from an earlier study who were subsequently arrested after their 18th birthdays. The first arrest as an adult was the target event for the prediction scales.

Extent of collection: 5 data files + machine-readable documentation (PDF) + SAS data definition statements + SPSS data definition statements

Extent of processing: MDATA.PR/SCAN/
UNDOCCHK.PR/DDEF.ICPSR/MDATA.ICPSR/
UNDOCCHK.ICPSR

Card image data format with SAS and SPSS data definition statements

Part 1
Job training evaluation data
rectangular file structure
771 cases
589 variables
80-unit-long record
22 records per case

Part 2
Prison and probation data
rectangular file structure
1,022 cases
519 variables
80-unit-long record
22 records per case

Part 3
Fricot ranch youth data
rectangular file structure
177 cases
730 variables
80-unit-long record
32 records per case

Part 4
Preston school of industry youth data
rectangular file structure
1,602 cases
730 variables
80-unit-long record
32 records per case

Part 5
Youth center research project data
rectangular file structure
911 cases
730 variables
80-unit-long record
32 records per case

Related publications:

Greenwood, P., and A. Abrahamse

Selective incapacitation. Santa Monica, CA: The RAND Corporation, 1982.

Haapanen, R., and C.F. Jesness

"Early identification of the chronic offender." Report prepared for the National Institute of Justice, by the California Youth Authority, 1982.

Cohen, J., S. Zimmerman, and S. King

"Improved techniques for assessing the accuracy of recidivism prediction scales." Unpublished manuscript, 1990.

Cohen, Lawrence E., and Kenneth C. Land

Social correlates of official index crime rates for states, SMSAs, and cities [United States]: A macro-level dataset for 1950, 1960, 1970, and 1980

(ICPSR 6151)

Summary: These data provide official index crime rates and social and economic indicators of crime rates at three levels of aggregation (city, state, and metropolitan areas) for four decennial years: 1950, 1960, 1970, and 1980. Information is provided on Uniform Crime Reports murder, rape, robbery, aggravated assault, burglary, larceny theft, and vehicle theft rates per 100,000 population. Social and economic indicators include percent Black population, percent divorced males, the mean and median family incomes, fami-

lies below the poverty line, and percent unemployed for each area. The availability of the data for the crime rates in 1980 determined the geographic locations included in the data collection. Data from earlier years do not exist for all geographic locations for which data were available in 1980.

Extent of collection: 3 data files + machine-readable documentation (PDF) + SAS data definition statements + SPSS data definition statements

Extent of processing: CDBK.ICPSR/ MDATA.PR/ DDEF.ICPSR/ CONCHK.ICPSR/ MDATA.ICPSR/ UNDOCHK.ICPSR

Logical record length data format with SPSS and SAS data definition statements

Part 1

City data

rectangular file structure
1,050 cases
97 variables
893-unit-long record
1 record per case

Part 2

State data

rectangular file structure
50 cases
92 variables
855-unit-long record
1 record per case

Part 3

SMSA data

rectangular file structure
259 cases
71 variables
642-unit-long record
1 record per case

Related publications:

Land, Kenneth C., Patricia C. McCall, and Lawrence E. Cohen

"Structural covariates of homicide rates: Are there any invariances across time and space?" *American Journal of Sociology* 95,4 (1990), 922-963.

Land, Kenneth C., Patricia C. McCall, and Lawrence E. Cohen

"Characteristics of U.S. cities with extreme (high or low) crime rates." *Social Indicators Research* 24 (1991), 209-231.

McCall, Patricia C., Kenneth C. Land, and Lawrence E. Cohen

"Violent criminal behavior: Is there a general and continuing influence of the South?" *Social Science Research* 21 (1992), 286-310.

Collins, James J., Susan L. Bailey, Charles D. Phillips, and Amy Craddock

Relationship of mental disorder to violent behavior in the United States, 1983-1984

(ICPSR 9973)

This study was sponsored by the National Institute of Mental Health and the U.S. Dept. of Justice, National Institute of Justice. The grant numbers are 1-R01-MH34885-01A1 and 86-15-CX-0034.

Summary: This study investigates the relationship between mental disorder and violent behavior. Detailed interviews were conducted with inmates in the North Carolina prison system. Each respondent was given a psychological assessment using the Diagnostic Interview Schedule, Version III. Conditions of particular interest were schizophrenia, mood disorders (depression and dysthymia), traumatic stress disorder, and alcohol disorders. The data supply information on the respondent's criminal history, psychological status at the time of interview, and history of rule infractions while incarcerated for the current offense. In addition to the psychological assessment, questions were also asked covering areas of general health status, criminal history, and drug and alcohol use. Demographic information includes age, education, marital status, and race. Class IV

Universe: Male criminal offenders in the United States.

Sampling: Male prisoners entering North Carolina prisons between March and June 1983.

Note: (1) A collection of SAS programs is available to create composite variables used in making the psychological assessments. The programs are available in hardcopy form only, upon request from ICPSR. (2) Two logical record length versions of the data are available. The first contains one record per case with a logical record length of 5,455. The second, which is PC-compatible, con-

tains six records per case with a logical record length of 950.

Extent of collection: 2 data files + machine-readable documentation (text) + SAS data definition statements + SPSS data definition statements + data collection instrument

Logical record length data format with SAS and SPSS data definition statements

Part 1

Raw data file

rectangular file structure

1,149 cases

2,029 variables

5,455-unit-long record

1 record per case

Part 2

Raw data file for PC users

rectangular file structure

1,149 cases

2,029 variables

950-unit-long record

6 records per case

Part 3

SAS input statement for raw data file

79-unit-long record

Part 4

SAS input statement for raw data file

for PC users

79-unit-long record

Debro, Julius

**Research on minorities, [1981]:
Race and crime in Atlanta and
Washington, DC**

(ICPSR 8459)

(included on CD-ROM CD0024)

This study was sponsored by the U.S. Dept. of Justice, National Institute of Justice. The grant number is 80-NI-AX-003.

Summary: This data collection effort is an investigation of criminological and sociological factors within the Black community with a focus on the alleged high incidence of violent crime committed by Blacks. Four communities within Atlanta, Georgia, and four within Washington, DC, were selected for the study. Two communities in each area were designated high-crime areas, the other two were low-crime areas. Variables include the re-

spondents' opinions on the relationship of race and socioeconomic class to crime, their fear of crime and experiences with crime, and contacts and attitudes toward the police. Demographic data include respondents' gender and religion.

Universe: Communities in Atlanta, Georgia, and Washington, DC.

Sampling: Four communities were nonrandomly selected in Atlanta, Georgia, and Washington, DC.

Extent of collection: 1 data file + machine-readable documentation (PDF) + SAS data definition statements + SPSS data definition statements

Extent of processing: CDBK.ICPSR/ SCAN/ DDEF.ICPSR/ MDATA.PR/ REFORM.DATA/ REFORM.DOC/ UNDOCCHK.ICPSR

Logical record length data format with SAS and SPSS data definition statements

rectangular file structure

621 cases

420 variables

493-unit-long record

1 record per case

Denno, Deborah W.

**Longitudinal study of biosocial factors
related to crime and delinquency,
1959-1962: [Pennsylvania]**

(ICPSR 8928)

(included on CD-ROM CD0030)

This study was sponsored by the U.S. Dept. of Justice, National Institute of Justice. The grant number is 81-IJ-CX-0086(S1).

Summary: This study was designed to measure the effects of family background and developmental characteristics on school achievement and delinquency within a "high risk" sample of Black youths. The study includes variables describing the mother and the child. Mother-related variables assess prenatal health, pregnancy and delivery complications, and socioeconomic status. Child-related variables focus on the child at age 7 and include place in birth order, physical development, family constellation, socioeconomic status, verbal and spatial intelligence, and number of offenses.

Sampling: Subjects were selected from a sample of 2,958 Black children whose mothers participated in the Collaborative Prenatal Project at Pennsylvania Hospital between 1959 and 1962.

Extent of collection: 1 data file + machine-readable documentation (PDF) + SAS data definition statements + SPSS data definition statements

Extent of processing: DDEF.ICPSR/ SCAN/ MDATA.ICPSR/ REFORM.DATA

Logical record length data format with SAS and SPSS data definition statements

rectangular file structure
987 cases
200 variables
413-unit-long record
1 record per case

Related publication:

Denno, Deborah W.

"Sociological and human development explanations of crime: Conflict or consensus?" *Criminology* 23 (1985), 711-741.

Dietz, Park Elliot, and Daniel A. Martell

Mentally disordered offenders in pursuit of celebrities and politicians

(ICPSR 6007)

This study was sponsored by the U.S. Dept. of Justice, National Institute of Justice. The grant number is 83-NI-AX-0005.

Summary: These data were collected to develop a means of identifying those individuals most likely to be dangerous to others because of their pursuit of public figures. Another objective of the study was to gather detailed quantitative information on harassing and threatening communications to public figures and to determine what aspects of written communications are predictive of future behavior. Based on the fact that each attack by a mentally disordered person in which an American public figure was wounded had occurred in connection with a physical approach within 100 yards, the investigators reasoned that accurate predictions of such physical approaches could serve as proxies for the less feasible task of accurate prediction of attacks. The investigators used information from case files of subjects who had

pursued two groups of public figures, politicians and celebrities. The data were drawn from the records of the United States Capitol Police and a prominent Los Angeles-based security consulting firm, Gavin de Becker, Inc. Information was gathered from letters and other communications of the subjects, as well as any other sources available, such as police records or descriptions of what occurred during interviews. The data include demographic information such as sex, age, race, marital status, religion, and education; family history information; background information such as school and work records, military history, and criminal history; number of communications made; number of threats made; information about subjects' physical appearance; psychological and emotional evaluations; information on travel/mobility patterns; and approaches made. Class IV

Universe: Individuals who pursue public figures.

Sampling: Only subjects who had written letters or mailed some other type of communication and had been on file for at least six months prior to the beginning of data compilation were included. The subjects were then classified as approach-positive or approach-negative according to six criteria. The investigators controlled for the number of communications in a file so that the approach-positive samples and the approach-negative samples had similar distributions of numbers of communications. Part 1 is a stratified sample, and Part 2 is nonstratified.

Note: The documentation for this data collection does not indicate the time period to which the data refer. In addition, users should note that according to the documentation the individuals described in the collection are not representative of any geographic area.

Extent of collection: 2 data files + machine-readable documentation (text)

Extent of processing: UNDOCCHK.PR/ MDATA

Card image data format

Part 1

Sample data from Gavin de Becker, Inc. and Capitol Police files

rectangular file structure
300 cases
576 variables
81-unit-long record
9 records per case

Part 2

Sample data from Capitol Police files

rectangular file structure
14 cases
576 variables
81-unit-long record
9 records per case

Related publication:

Dietz, Park Elliot, and Daniel A. Martell
Mentally disordered offenders in pursuit of celebrities and politicians. Newport Beach, CA: Threat Assessment Group, Inc., 1989.

Elliott, Delbert

National youth survey series

For this series, parents and youth were interviewed about events and behavior of the preceding year to gain a better understanding of both conventional and deviant types of behavior by youths. Data were collected on demographic and socioeconomic status of respondents, disruptive events in the home, neighborhood problems, parental aspirations for youth, labeling, integration of family and peer contexts, attitudes toward deviance in adults and juveniles, parental discipline, community involvement, drug and alcohol use, victimization, pregnancy, depression, use of outpatient services, spouse violence by respondent and partner, and sexual activity. Demographic variables include sex, ethnicity, birth date, age, marital status, and employment of the youths, and information on the marital status and employment of the parents.

Universe: Youths in the United States.

Sampling: National sample of American youth population selected by area probability sampling.

Extent of collection: 1 data file + machine-readable documentation (text) + SAS data definition statements + SPSS data definition statements + data collection instrument

Logical record length data format with SAS and SPSS data definition statements

Related publications:

Elliott, Delbert S., David Huizinga, and Suzanne S. Ageton
Explaining delinquency and drug use. Beverly Hills, CA: Sage Publications, 1985.

Elliott, D. S.; D. Huizinga; and S. Menard
Multiple problem youth. New York, NY: Springer, 1989.

Elliott, Delbert S., et al.

The prevalence and incidence of delinquent behavior. Boulder, CO: Behavioral Research Institute, 1983.

Elliott, Delbert S., and Suzanne S. Ageton
"Reconciling race and class differences in self-reported and official estimates of delinquency." *American Sociological Review* 45 (1980).

Elliott, Delbert, David Huizinga, and Barbara Morse

"Self-reported violent offending: A descriptive analysis of juvenile violent offenders and their offending careers." *Journal of Interpersonal Violence* 1,4 (December 1986), 472-514.

Huizinga, David, and Delbert Elliott

"Reassessing the reliability and validity of self-report delinquency measures." *Journal of Quantitative Criminology* 2,4 (December 1986), 293-327.

Huizinga, David, and Delbert Elliott

"Juvenile offenders: Prevalence, offender incidence, and arrest rates by race." *Crime and Delinquency* 33 (April 1987), 206-223.

**National youth survey [United States]:
Wave I, 1976**

(ICPSR 8375)

(included on CD-ROMs CD0014 and CD0030)

Extent of processing: CDBK.ICPSR/ SCAN/
DDEF.ICPSR/ MDATA.ICPSR/ UNDOCCHK.ICPSR

rectangular file structure

1,725 cases

522 variables

661-unit-long record

1 record per case

**National youth survey [United States]:
Wave II, 1977**

(ICPSR 8424)

(included on CD-ROMs CD0014 and CD0030)

Extent of processing: CDBK.ICPSR/ SCAN/
DDEF.ICPSR/ MDATA.ICPSR/ REFORM.DATA/
UNDOCCHK.ICPSR

rectangular file structure
1,725 cases
868 variables
882-unit-long record
2 records per case

**National youth survey [United States]:
Wave III, 1978**

(ICPSR 8506)
(included on CD-ROMs CD0014 and CD0030)

Note: Two different schedules were used with two separate subsamples. These schedules are similar except for the sections on drug use, and data from both these schedules have been integrated into a single coding frame. Question numbers with an asterisk (*) were used only in the National Institute of Mental Health interviews, and question numbers with a numeric sign (#) were used only in the Office of Juvenile Justice and Delinquency Prevention interview schedule.

Extent of processing: CDBK.ICPSR/ SCAN/
CONCHK.ICPSR/ DDEF.ICPSR/ MDATA.ICPSR/
REFORM.DATA/ UNDOCCHK.ICPSR

rectangular file structure
1,725 cases
801 variables
824-unit-long record
2 records per case

**National youth survey [United States]:
Wave IV, 1979**

(ICPSR 8917)
(included on CD-ROMs CD0014 and CD0030)

Extent of processing: CDBK.ICPSR/ SCAN/
CONCHK.ICPSR/ DDEF.ICPSR/ MDATA.ICPSR/
REFORM.DATA/ UNDOCCHK.ICPSR

rectangular file structure
1,725 cases
719 variables
742-unit-long record
2 records per case

**National youth survey [United States]:
Wave V, 1980**

(ICPSR 9112)
(included on CD-ROMs CD0014 and CD0030)

Extent of processing: CDBK.ICPSR/ SCAN/
DDEF.ICPSR/ MDATA.ICPSR/ REFORM.DATA/
UNDOCCHK.ICPSR

rectangular file structure
1,725 cases
696 variables
716-unit-long record
2 records per case

**National youth survey [United States]:
Wave VI, 1983**

(ICPSR 9948)
(included on CD-ROMs CD0014 and CD0030)

Extent of processing: CDBK.ICPSR/ SCAN/
DDEF.ICPSR/ MDATA.ICPSR/ REFORM.DATA/
UNDOCCHK.ICPSR

rectangular file structure
1,725 cases
1,512 variables
780-unit-long record
4 records per case

**National youth survey [United States]:
Wave VII, 1987**

(ICPSR 6542)
(included on CD-ROMs CD0014 and CD0030)

Extent of processing: DDEF.ICPSR/ MDATA.PR/
SCAN/ UNDOCCHK.ICPSR

rectangular file structure
1,725 cases
1,769 variables
35-unit-long record
32 records per case

English, Kim, and Mary J. Mande

Measuring crime rates of prisoners in Colorado, 1988-1989

(ICPSR 9989)

This study was sponsored by the U.S. Dept. of Justice, National Institute of Justice. The grant number is 87-IJ-CX-0048.

Summary: In the late 1970s, RAND pioneered a method of collecting crime rate statistics. They obtained reports of offending behavior — types and frequencies of crimes committed — directly from offenders serving prison sentences. The current study extends this research by exploring the extent to which variation in the methodological approach affects prisoners' self-reports of criminal activity. If the crime rates reported in this survey remained constant across methods, perhaps one of the new techniques developed would be easier and/or less expensive to administer. Male and female prisoners recently admitted to the Diagnostic Unit of the Colorado Department of Corrections were selected for participation in the study. Prisoners were given one of two different survey instruments, referred to as the long form and short form. Both questionnaires dealt with the number of times respondents committed each of eight types of crimes during a 12-month measurement period. The crimes of interest were burglary, robbery, assault, theft, auto theft, forgery/credit card and check-writing crimes, fraud, and drug dealing. The long form of the instrument focused on juvenile and adult criminal activity and covered the offender's childhood and family. It also contained questions about the offender's rap sheet as one of the bases for validating the self-reported data. The crime count sections of the long form contained questions about motivation, initiative, whether the offender usually acted alone or with others, and if the crimes recorded included crimes against people he or she knew. Long-form data are given in Part 1. The short form of the survey had fewer or no questions compared with the long form on areas such as the respondent's rap sheet, the number of crimes committed as a juvenile, the number of times the respondent was on probation or parole, the respondent's childhood experiences, and the respondent's perception of his criminal career. These data are contained in Part 2. In addition, the surveys were administered under different conditions of confidentiality. Prisoners given what were called "confidential" interviews had their names identified with the survey. Those interviewed under conditions of anonymity did not

have their names associated with the survey. The short forms were all administered anonymously, while the long forms were either anonymous or confidential. In addition to the surveys, data were collected from official records, which are presented in Part 3. The official record data collection form was designed to collect detailed criminal history information, particularly during the measurement period identified in the questionnaires, plus a number of demographic and drug-use items. This information, when compared with the self-reported offense data from the measurement period in both the short and long forms, allows a validity analysis to be performed.

Universe: Prisoners admitted to the Diagnostic Unit of the Colorado Prison System from July 1988 to December 1989.

Sampling: The researchers used a convenience sample of inmates recently admitted to the Diagnostic Unit of the Colorado Department of Corrections.

Extent of collection: 3 data files + machine-readable documentation (text) + SAS data definition statements + SPSS data definition statements + data collection instruments (PDF)

Extent of processing: MDATA.ICPSR/ RECODE/ UNDOCCHK.ICPSR/ REFORM.DATA/ SCAN/ CDBK.ICPSR/ DDEF.ICPSR

Logical record length data format with SAS and SPSS data definition statements

Part 1
Long form survey data
rectangular file structure
1,146 cases
755 variables
600-unit-long record
2 records per case

Part 2
Short form survey data
rectangular file structure
215 cases
462 variables
779-unit-long record
1 record per case

Part 3
Official records data
rectangular file structure
742 cases
257 variables
702-unit-long record
1 record per case

Related publications:

English, Kim, and Mary J. Mande
"Measuring crime rates of prisoners"
(Final Report). Washington, DC: National
Institute of Justice, 1992. Available from
the Colorado Division of Criminal Justice,
700 Kipling, Denver, CO, 80215.

English, Kim

"Self-reported crime rates of women pris-
oners." *Journal of Quantitative Criminology*
9,4 (1993).

Farrington, David P.

**Cambridge study in delinquent
development [Great Britain], 1961-1981**

(ICPSR 8488)

(included on CD-ROMs CD0014 and CD0030)

Summary: This data collection effort, initiated
by Dr. Donald J. West and continued by
Dr. David Farrington, was undertaken to test
several hypotheses about delinquency. The
investigators examined socioeconomic condi-
tions, schooling, friendship, parent-child re-
lationships, extracurricular activities, school
records, and criminal records. They also per-
formed psychological tests to determine the
causes of crime and delinquency. Information
in the survey includes reports from peers,
family size, child-rearing behavior, job histo-
ries, leisure habits, truancy, popularity, physi-
cal attributes, tendencies toward violence,
sexual activity, and self-reported delinquency.

Sampling: The major part of the sample was
chosen by taking all boys aged 8-9 who were
on the registers of six state primary schools
located within a one-mile radius of a research
office that had been established.

Universe: Population of young male children
from a working-class urban area in Cambridge.

Note: A knowledge of British criminal justice
terminology would be helpful for those using
the data. Various British governmental and
law enforcement institutions are mentioned.
Variables concerning the socioeconomic statu-
s of respondents, schools attended, and
personality characteristics use code explana-
tions that are not fully documented. The prin-
cipal investigator has offered to consult with
researchers on the use of the data. Contact
Professor David Farrington, Institute of Crimi-
nology, 7 West Road, Cambridge CB3 9DT,
England.

Extent of collection: 1 data file + machine-
readable documentation (text) + OSIRIS dic-
tionary + SAS data definition statements +
SPSS data definition statements

Extent of processing: UNDOCCHK.ICPSR/
DDEF.ICPSR/ CDBK.ICPSR

OSIRIS, card image, and logical record
length data formats, with SPSS data defini-
tion statements for each, and SAS data defi-
nition statements (logical record length ver-
sion only)

rectangular file structure
411 cases
880 variables
1,017-unit-long record
15 records per case

Related publications:

West, Donald J., and David P. Farrington
Who becomes delinquent? London: Hei-
nemann Educational Books, 1973.

West, Donald J., and David P. Farrington
The delinquent way of life. London: Hei-
nemann Educational Books, 1977.

West, Donald J.

*Delinquency: Its roots, careers and pros-
pects.* London: Heinemann Educational
Books, 1982.

Feierabend, Ivo, Rosalind Feierabend, and
F.M. Jagger

Data bank of assassinations, 1948-1967

(ICPSR 5208)

Data on 409 assassination attempts, perpe-
trated between 1948 and 1967 in 84 coun-
tries, were gathered from *The New York
Times Index*. Data include plotted, attempt-
ed, or actual murders of prominent public fig-
ures, such as top governmental officeholders
and military figures, leaders of large trade
unions or religious movements, or leaders of
minority groups. For each event, information
is presented on the country, date, and loca-
tion of occurrence; the actual (verbalized)
name of the assassin (when available) and of
the target; the issue; the type of group to
which the assassin belonged; and the politi-
cal position of the target. Class IV

Extent of collection: 1 data file + machine-
readable documentation (PDF)

Figlio, Robert M., Paul E. Tracy, and Marvin E. Wolfgang

Delinquency in a birth cohort II: Philadelphia, 1958-1988

(ICPSR 9293)

(included on CD-ROMs CD0014 and CD0030)

Summary: The purpose of this data collection was to follow a birth cohort born in Philadelphia during 1958 with a special focus on delinquent activities as children and as adults. The respondents were first interviewed in

Delinquency in a birth cohort in Philadelphia, Pennsylvania, 1945-1963

(ICPSR 7729). Part 1 offers basic demographic information, such as sex, race, date of birth, church membership, age, and socioeconomic status, on each cohort member. Two files supply offense data: Part 2 pertains to offenses committed while a juvenile and Part 3 details offenses as an adult. Offense-related variables include most serious offense, police disposition, location of crime, reason for police response, complainant's sex, age, and race, type of victimization, date of offense, number of victims, average age of victims, number of victims killed or hospitalized, property loss, weapon involvement, and final court disposition. Part 4, containing follow-up survey interview data collected in 1988, was designed to investigate differences in the experiences and attitudes of individuals with varying degrees of involvement with the juvenile justice system. Variables include individual histories of delinquency, health, household composition, marriage, parent and respondent employment and education, parental contacts with the legal system, and other social and demographic variables.

Universe: All children born in Philadelphia during 1958.

Note: When using the Juvenile Offense file (Part 2), users should exclude from analyses any records of offenses committed when the offender was over 17 years of age. All records included in this file represent police contacts. Only a subset of these cases represents true offenses or violations of the Pennsylvania Crime Code. The variable EVENTYPE distinguishes between true offenses and cases that are police contacts only. The crime code fields can also be used to distinguish true offense charges from charges that represent police contacts only.

Police contacts are those designated in the crime code value labels by an asterisk directly following the equal sign. For example, "1001 = COUNTERFEIT" represents a true offense, while "2624 = *RUNAWAY" represents a police contact only. To link the interview data from the survey file with either the juvenile delinquency history or adult criminal history databases, the user should utilize the Linkage Database, provided in the electronic codebook. A data collection instrument is available only for Part 4, the follow-up interview data.

Extent of collection: 4 data files + machine-readable documentation (PDF) + SAS data definition statements + SPSS data definition statements + data collection instrument (PDF)

Extent of processing: MDATA.ICPSR/ UNDOCCHK.ICPSR/ REFORM.DATA/ DDEF.ICPSR

Logical record length data format with SAS and SPSS data definition statements

**Part 1
Demographic cohort data**

rectangular file structure
27,160 cases
28 variables
82-unit-long record
1 record per case

**Part 2
Juvenile offense data**

rectangular file structure
19,145 cases
96 variables
201-unit-long record
1 record per case

**Part 3
Adult offense data**

rectangular file structure
9,057 cases
120 variables
235-unit-long record
1 record per case

**Part 4
Survey of young adults: 1958 Philadelphia birth cohort follow-up**

rectangular file structure
782 cases
1,749 variables
950-unit-long record
4 records per case

Finckenauer, James O., and Elin Waring

Soviet emigre organized crime networks in the United States, 1992-1995

(ICPSR 2594)

This study was sponsored by U.S. Dept. of Justice, National Institute of Justice. The grant number is 93-IJ-CX-0019.

Summary: The goal of this study was to assess the nature and scope of Soviet emigre crime in the United States, with a special focus on the question of whether and how well this crime was organized. The research project was designed to overcome the lack of reliable and valid knowledge on Soviet emigre crime networks through the systematic collection, evaluation, and analysis of information. In Part 1, the researchers conducted a national survey of 750 law enforcement specialists and prosecutors to get a general overview of Soviet emigre crime in the United States. For Parts 2-14, the researchers wanted to look particularly at the character, operations, and structure, as well as the criminal ventures and enterprises, of Soviet emigre crime networks in the New York-New Jersey-Pennsylvania region. They were also interested in any international criminal connections to these networks, especially with the former Soviet Union. The investigators focused particularly on identifying whether these particular networks met the following criteria commonly used to define organized crime: (1) some degree of hierarchical structure within the network, (2) continuity of that structure over time, (3) use of corruption and violence to facilitate and protect criminal activities, (4) internal discipline within the network structure, (5) involvement in multiple criminal enterprises that are carried out with a degree of criminal sophistication, (6) involvement in legitimate businesses, and (7) bonding among participants based upon shared ethnicity. Data for Parts 2-14 were collected from a collaborative effort with the Tri-State Joint project on Soviet Emigre Organized Crime. From 1992 through 1995 every investigative report or other document produced by the project was entered into a computer file that became the database for the network analysis. Documents included undercover observation and surveillance reports, informant interviews, newspaper articles, telephone records, intelligence files from other law enforcement agencies, indictments, and various materials from the former Soviet Union. Every individual, organization, and other entity mentioned in a document

was considered an actor, given a code number, and entered into the database. The investigators then used network analysis to measure ties among individuals and organizations and to examine the structure of the relationships among the entries in the database. In Part 1, National Survey of Law Enforcement and Prosecutors Data, law enforcement officials and prosecutors were asked if their agency had any contact with criminals from the former Soviet Union, the types of criminal activity these people were involved in, whether they thought these suspects were part of a criminal organization, whether this type of crime was a problem for the agency, whether the agency had any contact with governmental agencies in the former Soviet Union, and whether anyone on the staff spoke Russian. Part 2, Actor Identification Data, contains the network identification of each actor coded from the documents in Part 3 and identified in the network data in Parts 4-14. An actor could be an individual, organization, concept, or location. Information in Part 2 includes the unique actor identification number, the type of actor, and whether the actor was a "big player." Part 3, Sources of Data, contains data on the documents that were the sources of the network data in Parts 4-14. Variables include the title and date of document, the type of document, and whether the following dimensions of organized crime were mentioned: sources of capital, locational decisions, advertising, price setting, financial arrangements, recruitment, internal structure, corruption, or overlapping partnerships. Parts 4-14 contain the coding of the ties among actors in particular types of documents, and are named for them: indictments, tips, investigative reports, incident reports, search reports, interview reports, arrest reports, intelligence reports, criminal acts reports, confidential informant reports, newspaper reports, social surveillance reports, other surveillance reports, and company reports.

Universe: Part 1: Law enforcement agencies and prosecutor's offices in the United States. Parts 2-14: Actors, defined as individuals, organizations, or other entities, mentioned in documentation for the Tri-State Joint project on Soviet Emigre Organized Crime.

Sampling: Part 1: Convenience sampling.

Restrictions: The data are restricted from general dissemination. Users interested in obtaining these data should follow the procedures for obtaining restricted-access data collections described in the preface to this catalog.

Extent of collection: 14 data files + machine-readable documentation (PDF) + SAS data definition statements + SPSS data definition statements

Extent of processing: CDBK.ICPSR/
DDEF.ICPSR/ MDATA.ICPSR/ REFORM.DATA/
REFORM.DOC/ UNDOCCHK.ICPSR

Logical record length data format with SAS and SPSS data definition statements

Part 1

National survey of law enforcement and prosecutors data

rectangular file structure

782 cases

28 variables

50-unit-long record

1 record per case

Part 2

Actor identification data

rectangular file structure

8,082 cases

4 variables

11-unit-long record

1 record per case

Part 3

Sources of data

rectangular file structure

521 cases

15 variables

241-unit-long record

1 record per case

Part 4

Indictments data

rectangular file structure

458 cases

34 variables

176-unit-long record

1 record per case

Part 5

Tips data

rectangular file structure

4 cases

7 variables

39-unit-long record

1 record per case

Part 6

Reports data

rectangular file structure

1,783 cases

25 variables

157-unit-long record

1 record per case

Part 7

Criminal acts data

rectangular file structure

20 cases

11 variables

77-unit-long record

1 record per case

Part 8

Confidential informants data

rectangular file structure

354 cases

11 variables

51-unit-long record

1 record per case

Part 9

Newspaper data

rectangular file structure

108 cases

9 variables

50-unit-long record

1 record per case

Part 10

Social surveillance data

rectangular file structure

50 cases

50 variables

300-unit-long record

1 record per case

Part 11

Other surveillance data

rectangular file structure

605 cases

19 variables

116-unit-long record

1 record per case

Part 12

Company reports data

rectangular file structure

8 cases

10 variables

50-unit-long record

1 record per case

Part 13

Phone calls data

rectangular file structure

1,909 cases

20 variables

99-unit-long record

1 record per case

Part 14

Phone books data

rectangular file structure

34 cases

11 variables

55-unit-long record

1 record per case

Related publication:

Finckenaue, James O., and Elin Waring
"Soviet emigre organized criminal networks in the United States" (Final Report).
Washington, DC: National Institute of Justice, 1998.

Finkelhor, David, Gerald Hotaling, and
Andrea Sedlak

National incidence studies of missing, abducted, runaway, and throwaway children (NISMART), 1988

(ICPSR 9682)

Summary: This collection was undertaken in response to the mandate of the 1984 Missing Children Act. The objective of the act was to estimate the incidence of five categories of children: children abducted by family members, children abducted by nonfamily members, runaways, throwaways (those not wanted by their families or taken from families because of abuse or neglect), and children considered missing. Data were collected by several different methods. The centerpiece of this collection is a household survey (Parts 19, 20, and 35) that interviewed families to determine whether any children fit the categories under study. Basic demographic information on age, race, and sex was collected, and questions on the family situation were asked of identified children and their parents and siblings. A survey of juvenile facilities (Parts 28 and 29) was also conducted to determine how many children had run away from these facilities. Facility administrators were prompted for demographic information on the runaways as well as for information on the structure of the runaways' families. In addition, a survey of returned runaways (children who had run away and returned home) (Part 30) was completed to find out whether children's accounts of runaway episodes matched the accounts given by their parents. Children were queried about their relationships with their parents and their views of their contributions to the family. They were also asked about each specific runaway epi-

sode: whether they actually ran away or were asked to leave, how long the episode lasted, whether friends knew about it, whether friends accompanied them, whether they used drugs before, during, or after the episode, how they were found, where they were found, and whether disciplinary action was taken. The police records component (Parts 31-33) contains information on homicides, abductions, and sexual assaults.

Universe: All households in the United States.

Sampling: (1) The sample for the household survey was generated through computerized random-digit dialing. (2) The sample for the juvenile facilities was generated by asking respondents in the household survey if any child in the family had lived in some type of facility such as a boarding school for at least two weeks in the previous year. A juvenile facility in the sample had a probability of being nominated in proportion to the number of children in the facility from telephone households. (3) The sample for the returned runaway file was constituted from the household survey. Households indicating a returned runaway incident were included in this sample. (4) The police records survey was conducted from a stratified random sample based upon region of country, level of urbanization, and population by age.

Note: (1) ICPSR originally received 27 separate rectangular files for the household survey. Twenty-five of these files were combined and sorted into one hierarchical file, Part 35, Household Hierarchical Data. The hierarchical file has 140,611 records, 2,175 variables, and a logical record length of 386. One record was deleted from record type 06, the ABNM Segment, because it contained only missing data. The other two household rectangular files appear separately, as Part 19, Institution and Child Link Segment Data, and Part 20, Institution Type Data. (2) The part numbers begin with Part 19.

Extent of collection: 9 data files + machine-readable documentation (text) + SAS data definition statements + SPSS data definition statements + data collection instruments

Extent of processing: CDBK.ICPSR/ RECODE/
CONCHK.ICPSR/ DDEF.ICPSR/ MDATA/
UNDOCCHK.ICPSR

Logical record length data format with SAS and SPSS data definition statements

Part 19
Institution and child link segment data
rectangular file structure
506 cases
10 variables
25-unit-long record
1 record per case

Part 20
Institution type data
rectangular file structure
486 cases
11 variables
26-unit-long record
1 record per case

Part 28
Juvenile facilities survey, Part 1
rectangular file structure
127 cases
62 variables
124-unit-long record
1 record per case

Part 29
Juvenile facilities survey, Part 2
rectangular file structure
138 cases
97 variables
143-unit-long record
1 record per case

Part 30
Returned runaways survey
rectangular file structure
227 cases
318 variables
422-unit-long record
1 record per case

Part 31
Police records — abductions data
rectangular file structure
328 cases
393 variables
700-unit-long record
1 record per case

Part 32
Police records — homicide data
rectangular file structure
183 cases
371 variables
648-unit-long record
1 record per case

Part 33
Police records — sexual assault data
rectangular file structure
313 cases
390 variables
666-unit-long record
1 record per case

Part 35
Household hierarchical data
hierarchical file structure

Related publications:
Finkelhor, David, Gerald Hotaling, and
Andrea Sedlak

"Missing, abducted, runaway, and thrown-
away children in America, first report:
Numbers and characteristics, national in-
cidence studies." Washington, DC: Office
of Juvenile Justice and Delinquency Pre-
vention, 1990.

Finkelhor, David, Gerald Hotaling, and
Andrea Sedlak

"Missing, abducted, runaway, and thrown-
away children in America, first report:
Numbers and characteristics, national in-
cidence studies" (Executive Summary).
Washington, DC: Office of Juvenile Jus-
tice and Delinquency Prevention, 1990.

Forst, Brian, and William Rhodes

**Six-year follow-up study on career
criminals, 1970-1976: [United States]**
(ICPSR 8648)

This study was sponsored by the U.S. Dept.
of Justice, National Institute of Justice. The
grant number is JYFRP-81-C-0126.

Summary: The major objective of the Six-
Year Follow-Up Study on Career Criminals
was to provide data describing the effects of
sentencing decisions on the behavior of ca-
reer criminals. A second purpose was to de-
velop programs to target career offenders at
the time of sentencing who were likely to
commit crimes in the future and incarcerate
them accordingly. The data collection in-
cludes detailed demographic background
and complete prior and follow-up criminal
records for each selected offender. There are
two types of datasets in the study, the PSI
dataset based on presentence investigation
(PSI) reports, and the Parole dataset based
on Parole Commission records. The PSI
dataset describes each offender's demo-
graphic background, criminal history, and

court entry/exit history. The Parole dataset contains information about the offender's background characteristics, prior records of arrests, convictions, dispositions and sentences, and follow-up records for a period of six years. Arrests are described in terms of arrest date, offense charge, disposition, result of sentence, and months incarcerated. Class IV

Universe: Defendants convicted of federal offenses in 1969–1970 and sentenced to up to a year in prison, given probation, or fined, and federal offenders released from prison during the first six months of 1970.

Note: The PSI Rap Sheet and Parole Rap Sheet files are structured hierarchically with a varying number of records per offender. The first physical record corresponding to an offender is an identification record containing 7 variables. Each of the subsequent records for that offender represents a single arrest. The maximum number of arrest records per offender is 31 for the PSI Rap Sheet file and 53 for the Parole Rap sheet file. There are 17 variables per arrest record. The PSI Rap Sheet file contains a total of 6,430 records representing 1,320 offenders. The Parole Rap Sheet file has 7,257 records representing 659 offenders. The PSI data files and Parole data files can be linked to the corresponding Rap Sheet files using the appropriate Link file.

Extent of collection: 6 data files + SPSS data definition statements

Logical record length data format with SPSS data definition statements

Part 1

PSI data

rectangular file structure
1,567 cases
311 variables
653-unit-long record
1 record per case

Part 2

Parole data

rectangular file structure
1,762 cases
160 variables
296-unit-long record
1 record per case

Part 3

PSI rap sheet

hierarchical file structure
39-unit-long record

Part 4

Parole rap sheet

hierarchical file structure
39-unit-long record

Part 5

PSI-rap link

rectangular file structure
1,318 cases
2 variables
8-unit-long record
1 record per case

Part 6

Parole-rap link

rectangular file structure
659 cases
2 variables
12-unit-long record
1 record per case

Related publication:

Rhodes, William, Herbert Tyson, James Weekly, Catherine Conly, and Gustave Powell
"Developing criteria for identifying career criminals." Washington, DC: Institute for Law and Social Research, 1982.

Geerken, Michael R., Alfred C. Miranne, and Mary Baldwin Kennedy

New Orleans offender study, 1973–1986

(ICPSR 6005)

This study was sponsored by the U.S. Dept. of Justice, National Institute of Justice. The grant numbers are 86-IJ-CX-0021 and 90-IJ-CX-0019.

Summary: These data focus on persons arrested for burglary or armed robbery in New Orleans during 1973–1986. Local, state, and federal arrest records were combined with local and state custody records to provide a more complete criminal history database for researchers than previously available. The five files in this collection supply information on arrests, periods of criminal justice supervision and custody, employment, and basic demographics (sex, race, birth year, and state of birth). For a majority of the juvenile offenders, results of aptitude and diagnostic tests obtained from the Louisiana Department of Corrections, Juvenile Division, are available as well. The unit of analysis is the offender. Class III

Universe: All persons arrested for burglary or armed robbery in New Orleans during the period 1973–1986.

Note: The codebook indicates that Parts 1, 2, 4, and 5 have a variable number of records per case, but the data definition statements do not reflect this. Multiple arrests for each individual were entered as separate observations, tied together by the same grant control number (first variable). This enables the data to remain in rectangular form. For further information users should refer to the final report, which is available from the National Criminal Justice Reference Service, the clearinghouse for the National Institute of Justice.

Extent of collection: 5 data files + machine-readable codebook (text) + SAS data definition statements + SPSS data definition statements

Extent of processing: UNDOCCHK.ICPSR/RECODE

Logical record length data format with SAS and SPSS data definition statements

Part 1

Juvenile data
rectangular file structure
1,194 cases
22 variables
76-unit-long record
1 record per case

Part 2

Employment data
rectangular file structure
44,118 cases
8 variables
49-unit-long record
1 record per case

Part 3

Demographic data
rectangular file structure
22,497 cases
13 variables
37-unit-long record
1 record per case

Part 4

Charge data
rectangular file structure
429,752 cases
22 variables
136-unit-long record
1 record per case

Part 5

Custody data
rectangular file structure
143,986 cases
12 variables
41-unit-long record
1 record per case

Related publication:

Kennedy, Mary Baldwin, Michael R. Geerken, and Alfred C. Miranne III
“New Orleans offender study: Development of official record databases.”
NCJ 145145. Washington, DC: National Institute of Justice, 1993.

Gibbs, John J., and Peggy L. Shelly

Port Authority cargo theft data of New Jersey and New York, 1978–1980
(ICPSR 8089)

This study was sponsored by the U.S. Dept. of Justice, National Institute of Justice. The grant number is 80-IJ-CX-0060.

Summary: This data collection is one of three quantitative databases comprising the Commercial Theft Studies component of the Study of the Causes of Crime for Gain, which focuses on patterns of commercial theft and characteristics of commercial thieves. This data collection contains information on methods used to commit commercial thefts involving cargo. The data include incident and missing cargo characteristics, suspect characteristics and punishments, and type and value of stolen property. Cargo thefts that occurred at John F. Kennedy International Airport, LaGuardia Airport, Newark International Airport, and the New York Marine Terminals at Brooklyn, Port Elizabeth, and Port Newark were included in the data, which were collected from the Crime Analysis Unit files of the Port Authorities of New York and New Jersey.

Universe: Recorded crimes in the files of the Crime Analysis Unit of the Port Authority of New York and New Jersey.

Sampling: All incidents involving theft, robbery, or burglary of cargo from John F. Kennedy Airport, LaGuardia Airport, Newark Airport, New York Marine Terminals at Brooklyn, Port Elizabeth, and Port Newark from January 1978–December 1980.

Extent of collection: 1 data file + machine-readable documentation (PDF)

Extent of processing: REFORM.DOC/ SCAN

Card image data format

rectangular file structure
864 cases
126 variables
80-unit-long record
3 records per case

Related publications:

Gibbs, John J., and Peggy L. Shelly.
"Life in the fast lane: A retrospective account by commercial thieves." *Journal of Research in Crime and Delinquency* 19,2 (1982), 299-330.

Gibbs, John J., and Peggy L. Shelly

SLATS truck theft data of New York City, 1976-1980

(ICPSR 8090)

This study was sponsored by the U.S. Dept. of Justice, National Institute of Justice. The grant number is 80-IJ-CX-0600.

Summary: This data collection is one of three quantitative databases comprising the Commercial Theft Studies component of the Study of the Causes of Crime for Gain, which focuses on patterns of commercial theft and characteristics of commercial thieves. This data collection examines the methods used to commit various acts of theft that involved a truck or the contents of a truck. These data were collected from the files of a specialized New York City Police Department detective squad called the Safe, Loft, and Truck Squad (SLATS), which was created specifically to investigate commercial truck thefts. The variables include type and value of stolen property, weapon involvement, treatment of driver and helper, suspect characteristics, and recovery information.

Universe: All recorded incidents of crime involving trucks in the files of the Safe, Loft, and Truck detective squad of the New York City Police Department.

Sampling: A 20-percent sample of all incidents involving grand larceny over \$10,000 from trucks and all incidents involving the robbery of a truck, including arrests for these

crimes and surveillances of known hijacking rings, in 1979-1980.

Extent of collection: 1 data file + machine-readable documentation (PDF)

Extent of processing: REFORM.DOC/ SCAN

Card image data format

rectangular file structure
601 cases
93 variables
80-unit-long record
2 records per case

Related publications:

Gibbs, John J., and Peggy L. Shelly.
"Life in the fast lane: A retrospective account by commercial thieves." *Journal of Research in Crime and Delinquency* 19,2 (1982), 299-330.

Gibbs, John J., and Peggy L. Shelly

Xenon (New Jersey) commercial burglary data, 1979-1981

(ICPSR 8088)

This study was sponsored by the U.S. Dept. of Justice, National Institute of Justice. The grant number is 80-IJ-CX-0060.

Summary: This data collection is one of three quantitative databases comprising the Commercial Theft Studies component of the Study of the Causes of Crime for Gain, which focuses on patterns of commercial theft and characteristics of commercial thieves. This data collection contains information on commercial burglary incidents in Xenon, New Jersey. The data collection includes incident characteristics, theft item, value of stolen property, and demographic information about the suspect(s), such as police contacts, number of arrests, sex, race, and age.

Universe: Recorded crimes in the community of Xenon, New Jersey.

Sampling: All incidents of commercial burglary occurring between September 1, 1979-June 4, 1981. An incident had to involve the theft of commercial property from a commercial establishment to be in the sample.

Extent of collection: 1 data file + machine-readable documentation (PDF)

Extent of processing: REFORM.DOC/ SCAN

Logical record length data format

rectangular file structure
218 cases
37 variables
80-unit-long record
1 record per case

Related publications:

Gibbs, John J., and Peggy L. Shelly.
"Life in the fast lane: A retrospective account by commercial thieves." *Journal of Research in Crime and Delinquency* 19,2 (1982), 299-330.

Gold, Martin, and Jay R. Williams

National survey of youth, 1967

(ICPSR 3509)

This study contains data that measure the frequency and seriousness of delinquent activities among American youths aged 13-16 in 1967. Respondents were asked to indicate which of 16 offenses they had committed in the previous three years and were then asked detailed follow-up questions about the circumstances of each offense that they reported. Respondents' reports of delinquency were then checked against the official delinquency records. Respondents were also asked about their attitudes toward school, school grades, peer group activities, job aspirations, dating habits, and self-perception. Also elicited was information about respondents' family characteristics, such as relationship with their parents, parents' education, job history, and family size. Demographic variables specify sex, date of birth, race, education, nationality, and religion. The study contains two data files. The individual respondent is the unit of analysis in the Main File (Part 1), and the offense is the unit of analysis in the Offenses File (Part 2).

Sampling: A total of 847 American youths in 1967.

Extent of collection: 2 data files + machine-readable documentation (PDF) + OSIRIS dictionary

Extent of processing: SCAN/ REFORM.DOC

Logical record length and card image data formats

Part 1

Main file
rectangular file structure
847 cases
828 variables
1,339-unit-long record
20 records per case

Part 2

Offenses file
rectangular file structure
847 cases
3,660 variables
5,296-unit-long record
72 records per case

Related publication:

Williams, Jay R., and Martin Gold
"From delinquent behavior to official delinquency." *Social Problems* 20,2 (1972).

Gold, Martin

National survey of youth, 1972

(ICPSR 7593)

Summary: This study builds upon an earlier study by the principal investigator, **National survey of youth, 1967** (ICPSR 3509). Like the previous study, this study was designed to measure the frequency and seriousness of delinquent activity among a representative sample of American boys and girls. Interviews were collected in the spring of 1972 from 1,395 respondents who were 11 to 18 years old. The interview obtained information about the teenager's and his or her family's characteristics, including job history, family size, parents' education, attitudes toward school, school grades, peer group activities, and job aspirations. Respondents were also asked to indicate which of 17 offenses they had committed in the previous three years and then to detail the circumstances of each offense they reported. Sixteen of the offenses matched the list presented in the 1967 study, and an additional offense, marijuana use, was added to reflect changes in American society during the intervening study years.

Universe: Teenagers 11-18 years old in the United States in 1972.

Note: Potential users of the National Survey of Youth datasets are advised, however, to contact the original principal investigator, Dr. Martin Gold (Institute for Social Research, The University of Michigan, Box 1248, Ann

Arbor, MI 48106), about their intended uses of the data. These datasets have been and are being used extensively by researchers. Experience has shown that informing Dr. Gold of intended use of the data can prevent unnecessary and sometimes embarrassing duplication of effort and can help avoid misuse of the data arising out of misunderstanding their nature. Dr. Gold would also appreciate receiving copies of reports based on the NSY datasets.

Extent of collection: 2 data files + machine-readable documentation (PDF) + SAS data definition statements + SPSS data definition statements

Extent of processing: REFORM.DATA/
DDEF.ICPSR/ CONCHK.ICPSR/ MDATA.ICPSR/ UN-
DOCCHK.ICPSR/ CDBK.ICPSR

Logical record length data format with SAS and SPSS data definition statements

Part 1

Main file

rectangular file structure
1,395 cases
728 variables
1,027-unit-long record
1 record per case

Part 2

Offenses file

rectangular file structure
1,395 cases
2,482 variables
3,233-unit-long record
1 record per case

Haapanen, Rudy A.

Longitudinal study of criminal career patterns of former California Youth Authority wards, 1965–1984

(ICPSR 2478)

(included on CD-ROM CD0030)

This study was sponsored by the U.S. Dept. of Justice, National Institute of Justice. The grant number is 83-IJ-CX-0034

Summary: This study was designed to measure changes that occur in criminal behavior as offenders move through life. It investigated the patterns of criminal behavior that occurred over ten to fifteen years for men whose early criminal involvement was seri-

ous enough to result in commitment to California Youth Authority (state-level) institutions. The main focus of the study was on changes in criminal behavior as these men moved through their 20s and into their 30s. This study extended and expanded the follow-up data for the study **Early identification of the chronic offender, [1978–1980: California]** (ICPSR 8226). Half of the sample from the earlier study was used in the present study, along with smaller samples of adult offenders with no history of state-level commitments as juveniles. These data allow for analyses of adult patterns of criminal behavior and the relationship of the patterns to various explanatory variables. Part 1, Offense Data, contains arrest information covering the period after parole from the California Youth Authority through the date of data collection. Variables include entry and release dates to jail, prison, or probation; the most serious offense and charge; total number of offenses for violent, property, and all crimes; and dates of arrest offense codes and number of counts for all arrests. Part 2, Arrest Data by Age and Year, contains counts of arrest charges by type of offense (violent or nonviolent) and by age and calendar year. Part 3, Arrest Data for Specific Offenses, contains counts of more specific arrest charges for four-year age blocks (from 18 through 30-plus) for 21 types of offenses, including murder, assault, rape, robbery, burglary, theft, forgery, arson, and drug possession. Variables include months of street time, months of incarceration, and total arrests. Part 4, Prison and Probation Data, contains information on prison or probation terms and arrest and lifestyle characteristics for the year immediately prior to and following jail or prison. Variables include family criminal history, family life, education, entry and release dates, offenses, treatment and training while incarcerated, gang affiliation, psychological evaluation, drug use, employment history, and marital status. Part 5, Social History Data, contains lifestyle characteristics by age and year. Variables include drug and alcohol use, marital status, living arrangements, and employment history. All files contain age and race variables.

Universe: California offenders.

Sampling: The sample used for this study consisted of three subsamples: (1) half of the sample from ICPSR 8226 ($n = 1,308$), (2) a sample of adult prisoners who were convicted of robbery or burglary and who had no known history of state-level juvenile commitments ($n = 175$), and (3) a sample of adult probationers who were sentenced to jail and/

or probation for either robbery or burglary who had no prior juvenile or adult state-level commitments (n = 98).

Extent of collection: 5 data files + machine-readable documentation (PDF) + SAS data definition statements + SPSS data definition statements

Extent of processing: CDBK.ICPSR/ SCAN/ DDEF.ICPSR/ MDATA.ICPSR/ REFORM.DATA/ UNDOCCHK.ICPSR

Logical record length data format with SAS and SPSS data definition statements

Part 1

Offense data

rectangular file structure
1,581 cases
405 variables
1,332-unit-long record
1 record per case

Part 2

Arrest data by age and year

rectangular file structure
1,581 cases
295 variables
590-unit-long record
1 record per case

Part 3

Arrest data for specific offenses

rectangular file structure
1,581 cases
135 variables
284-unit-long record
1 record per case

Part 4

Prison and probation data

rectangular file structure
667 cases
278 variables
759-unit-long record
1 record per case

Part 5

Social history data

rectangular file structure
962 cases
356 variables
698-unit-long record
1 record per case

Related publications:

Haapanen, Rudy A.

"Selective incapacitation and the serious offender: A longitudinal study of criminal career patterns" (Final Report). Washington, DC: National Institute of Justice, 1988.

Haapanen, Rudy A.

Selective incapacitation and the serious offender: A longitudinal study of criminal career patterns. New York, NY: Springer-Verlag, 1990.

Haapanen, R., and Jesness, C.

"Early identification of the chronic offender" (Final Report). Washington, DC: National Institute of Justice, 1982.

Haapanen, Rudy A., and Carl F. Jesness

Early identification of the chronic offender, [1978-1980: California]

(ICPSR 8226)

(included on CD-ROMs CD0014 and CD0030)

This study was sponsored by the U.S. Dept. of Justice, National Institute of Justice. The grant number is 79-IJ-AX-0114.

Summary: Patterns of adult criminal behavior are examined in this data collection. Data covering the adult years of peak criminal activity (from approximately 18 to 26 years of age) were obtained from samples of delinquent youths who had been incarcerated in three California Youth Authority institutions during the 1960s: Preston, Fricot, and the Northern California Youth Center. Data were obtained from three sources: official arrest records of the California Bureau of Criminal Investigation and Identification (CII), supplementary data from the Federal Bureau of Investigation, and the California Bureau of Vital Statistics. Follow-up data were collected between 1978 and 1981. There are two files per sample site. The first is a background data file containing information obtained while the subjects were housed in Youth Authority institutions, and the second is a follow-up history offense file containing data from arrest records. Each individual is identified by a unique ID number, which is the same in the background and offense history files.

Universe: All juvenile inmates in California who were incarcerated in the 1960s in institutions of the California Youth Authority.

Sampling: The sample was selected from juvenile inmates who were incarcerated in the 1960s in three institutions of the California Youth Authority: Preston (N = 1,715), Northern California Youth Center (N = 982), and Fricot (N = 210).

Extent of collection: 6 data files + machine-readable documentation (text) + SAS data definition statements + SPSS data definition statements + data collection instruments

Extent of processing: CDBK.ICPSR/ RECODE/ DDEF.ICPSR/ MDATA.ICPSR/ REFORM.DATA/ SCAN/ UNDOCCHK.ICPSR

Logical record length data format with SAS and SPSS data definition statements

Part 1

Preston background data

rectangular file structure
1,715 cases
342 variables
744-unit-long record
1 record per case

Part 2

Northern California youth center background data

rectangular file structure
982 cases
247 variables
526-unit-long record
1 record per case

Part 3

Fricot background data

rectangular file structure
210 cases
415 variables
747-unit-long record
1 record per case

Part 4

Preston follow-up arrest history data

rectangular file structure
1,715 cases
417 variables
700-unit-long record
2 records per case

Part 5

Northern California youth center follow-up arrest history data

rectangular file structure
982 cases
417 variables
618-unit-long record
2 records per case

Part 6

Fricot follow-up arrest history data

rectangular file structure
210 cases
340 variables
517-unit-long record
2 records per case

Related publication:

Haapanen, Rudy A., and Carl F. Jesness
Alternatives to analysis of covariance for estimating treatment effects in criminal justice evaluation: Comparative results.
Sacramento, CA: California Youth Authority, 1983.

Harrell, Adele, and Caterina Gouvis

Anticipating and combating community decay and crime in Washington, DC, and Cleveland, Ohio, 1980-1990

(ICPSR 6486)

(included on CD-ROM CD0024)

This study was sponsored by the U.S. Dept. of Justice, National Institute of Justice. The grant number is 91-IJ-CX-K016.

Summary: The Urban Institute undertook a comprehensive assessment of communities approaching decay to provide public officials with strategies for identifying communities in the early stages of decay and intervening effectively to prevent continued deterioration and crime. Although community decline is a dynamic spiral downward in which the physical condition of the neighborhood, adherence to laws and conventional behavioral norms, and economic resources worsen, the question of whether decay fosters or signals increasing risk of crime, or crime fosters decay (as investors and residents flee as reactions to crime), or both, is not easily answered. Using specific indicators to identify future trends, predictor models for Washington, DC, and Cleveland were prepared, based on data available for each city. The models were designed to predict whether a census tract should be identified as at risk for very high crime and were tested using logistic regression. The classification of a tract as a "very high crime" tract was based on its crime rate compared to crime rates for other tracts in the same city. To control for differences in population and to facilitate cross-tract comparisons, counts of crime incidents and other events were converted to rates per 1,000 residents. Tracts with less than 100 residents

were considered nonresidential or institutional and were deleted from the analysis. Washington, DC, variables include rates for arson and drug sales or possession; percentage of lots zoned for commercial use; percentage of housing occupied by owners; scale of family poverty; presence of public housing units for 1980, 1983, and 1988; and rates for aggravated assaults, auto thefts, burglaries, homicides, rapes, and robberies for 1980, 1983, 1988, and 1990. Cleveland variables include rates for auto thefts, burglaries, homicides, rapes, robberies, drug sales or possession; delinquency filings in juvenile court; and scale of family poverty for 1980 through 1989. Rates for aggravated assaults are provided for 1986 through 1989, and rates for arson are provided for 1983 through 1988.

Sampling: Washington, DC, and Cleveland, Ohio, were selected because data could be provided on multiple indicators for multiple years between 1980 and 1990.

Extent of collection: 2 data files + machine-readable documentation (text) + SAS data definition statements + SPSS data definition statements

Extent of processing: UNDOCCHK.ICPSR/
MDATA.ICPSR/ REFORM.DATA/ CDBK.ICPSR/
DDEF.ICPSR

Logical record length data format with SAS and SPSS data definition statements

Part 1
Washington, DC, data
rectangular file structure
139 cases
43 variables
260-unit-long record
1 record per case

Part 2
Cleveland data
rectangular file structure
193 cases
92 variables
673-unit-long record
1 record per case

Related publications:
Harrell, Adele, and Caterina Gouvis
"Research on community decay and
crime: A review and recommendations."
Washington, DC: The Urban Institute,
1994.

Weisel, Deborah, Caterina Gouvis, and
Adele Harrell

"Strategies for addressing community decay
and crime: Practice and theory."
Washington, DC: The Police Executive
Research Forum, 1994.

Harrell, Adele, and Caterina Gouvis
"Predicting neighborhood risk of crime"
(Final Report). Washington, DC: National
Institute of Justice, July 1994.

Hewitt, John

Social order in Middletown, 1932-1975
(ICPSR 9058)

Muncie, Indiana, which has more commonly been referred to as "Middletown" in social science studies, is the location for this data collection. The purpose of this study was to examine crime over a period of 43 years. The data were collected from official records of the criminal courts in Muncie and Delaware County, Indiana. The unit of analysis is the criminal act charged. All charges were counted and appropriately categorized. The following rules were observed for cases involving multiple charges or multiple counts of single charges. First, each charge was counted separately when multiple charges were filed. Second, when a defendant was charged with multiple counts of a single charge, each count was considered to be a separate act and so recorded. Variables in this dataset include year of criminal act charge; first, second, and third offenses charged; amount of bail; length of prison term; and sex, age, and race of the alleged defendant. There are six files in the data collection, and the logical record length of each file is 80 characters. Two of the files are SPSS data definition statements that are associated with two of the data files. One file has a printed codebook, and the final file contains SPSS data definition statements followed by data. Class IV

Huff, C. Ronald

Criminal behavior of gangs in Aurora and Denver, Colorado, and Broward County, Florida: 1993-1994
(ICPSR 2626)

This study was sponsored by the U.S. Dept. of Justice, National Institute of Justice. The grant number is 91-JJ-CX-K013.

Summary: This study was undertaken to measure the criminal behavior of gangs, including their involvement in delinquent behavior such as drug use and drug trafficking activities, and to compare gang behavior with that of youth who were at risk, but who had not yet become active in gangs. The project assessed the role that gangs play in the lives of youth whose living conditions are otherwise comparable. In order to study the criminal behavior of gangs, investigators sought to interview 50 gang members and 50 nongang, at-risk youth at two sites in Colorado and one site in Florida. A large portion of the interview questions asked in both the gang member interview and the at-risk youth interview were parallel. The following variables appear in both the gang member and at-risk youth files (Parts 1 and 2, respectively) created for this data collection: gang popularity variables (respondents' perceptions of the positive and negative attributes of a gang, and why gangs endure over time), drug involvement variables (whether respondents or fellow members/friends sold various types of drugs, why selling drugs increases a person's "juice", the drug source organization, and where they traveled to get the drugs), criminal history variables (the reasons why respondents believed they were able to get away with crimes, their first arrest age, and their most serious arrest charge), personal activity variables (whether respondents or fellow members/friends participated in dances, sporting events, fighting, drug use or selling, shoplifting, assaulting people, or burglarizing homes), variables concerning the future (whether respondents would join a gang again/join a gang today, why some gangs survive and others don't, and how respondents see their future), and demographic variables (respondents' age, sex, race, city, neighborhood, school, school status, type of work, marital status, and relationship with parent/s). In addition, Part 1, Gang Member Data, contains gang status variables (gang symbols, gang nickname, gang turf, and how members define a gang) and gang membership variables (roles of the respondents within the gang, why members join a gang, what the most important gang rule is, and what happens to those who refuse the gang). Part 2, At-Risk Youth Data, contains additional variables on gang contact (the names of gangs who had approached the respondents, methods used to try to get the youths to join, how the youths refused the gang, and what happened as a result of refusing) and prevention (how at-risk youth would advise a young person to react if approached by a

gang, and what the youths felt was the best way to prepare children to deal with gangs).

Universe: All gang members and at-risk youth in Aurora and Denver, Colorado, and Broward County, Florida.

Sampling: Stratified reputational sampling.

Note: The original data collection instruments include references to Ohio sites. Data collected in Ohio were not part of this grant and therefore are not part of this data collection.

Restrictions: Certain identifying variables in Parts 1 and 2 are restricted from general dissemination. Users interested in obtaining these data should follow the procedures for obtaining restricted-access data collections described in the preface to this catalog.

Extent of collection: 2 data files + machine-readable documentation (PDF) + SAS data definition statements + SPSS data definition statements

Extent of processing: CDBK.ICPSR/ SCAN/ DDEF.ICPSR/ MDATA.ICPSR/ REFORM.DATA/ REFORM.DOC/ UNDOCK.ICPSR

Logical record length data format with SAS and SPSS data definition statements

Part 1

Gang member data
 rectangular file structure
 140 cases
 246 variables
 442-unit-long record
 1 record per case

Part 2

At-risk youth data
 rectangular file structure
 145 cases
 227 variables
 382-unit-long record
 1 record per case

Related publications:

Huff, Ronald

"The criminal behavior of gang members" (Final Report). Washington, DC: National Institute of Justice, 1995.

Huff, C.R.

"The criminal behavior of gang members and nongang, at-risk youth." In C.R. Huff (ed.), *Gangs in America* (2nd edition). Thousand Oaks, CA: Sage, 1996.

Huff, David, and Lettie Prell

Developing a juvenile risk assessment instrument for Iowa state evaluation capacity building, 1994-1995

(ICPSR 2632)

This study was sponsored by the U.S. Dept. of Justice, National Institute of Justice. The grant number is 93-IJ-CX-K019.

Summary: This study was undertaken to address Iowa's inability to classify juveniles at risk of recidivism uniformly across the state by creating and testing a proposed risk assessment instrument. It was anticipated that the risk assessment instrument would be useful in not only providing the juvenile court officers with a tool to appropriately assess the risk of recidivism, but also in providing "common ground" to treatment staff and other relevant officials to determine whether certain interventions worked better with certain levels of risk than others, and whether limited resources were being appropriately utilized in providing appropriate interventions to juveniles with specific risk scores. To develop the Proposed Iowa Juvenile Court Intake Risk Assessment, a team of juvenile court representatives from all eight judicial districts in Iowa, consisting of juvenile court officers, intake officers, and supervisors, designed a risk assessment test instrument to assess a group of juveniles at intake during a one-month period between October and November 1994. The follow-up data collection was conducted by chief juvenile court officers eight months after the original data collection. The purpose of the follow-up was to gather data regarding reoffending. Risk assessment variables include types and number of current offenses, prior arrests and adjudication, histories of supervision and service, substance use and abuse, runaway occurrences, peer relationships, gang affiliation, attitude during intake interview, level of parental control, schooling status (dropped out, graduated, truant), type of current school, discipline problems, suspensions at school, current employment, history of family problems, and reoffending. Demographic variables include offender's sex and race.

Universe: Juvenile offenders receiving court intake interviews between October 10, 1994, and November 10, 1994, in the state of Iowa.

Sampling: Convenience sampling.

Extent of collection: 1 data file + machine-readable documentation (PDF) + SAS data

definition statements + SPSS data definition statements

Extent of processing: CDBK.ICPSR/
REFORM.DOC/ DDEF.ICPSR/ MDATA.ICPSR/
REFORM.DATA/ SCAN/ UNDOCCHK.ICPSR

Logical record length data format with SAS and SPSS data definition statements

rectangular file structure
1,240 cases
109 variables
232-unit-long record
1 record per case

Related publication:

Huff, David, and Lettie Prell.

"The proposed Iowa Juvenile Court intake risk assessment" (Final Report). Washington, DC: National Institute of Justice, 1998.

Joksch, Hans C., and Ralph K. Jones

Minimum legal drinking age and crime in the United States, 1980-1987

(ICPSR 9685)

This study was sponsored by the U.S. Dept. of Justice, National Institute of Justice. The grant number is 88-IJ-CX-0051.

Summary: This collection focuses on how changes in the legal drinking age affect the number of fatal motor vehicle accidents and crime rates. The principal investigators identified three areas of investigation. First, they looked at blood alcohol content of drivers involved in fatal accidents in relation to changes in the drinking age. Second, they looked at how arrest rates correlated with changes in the drinking age. Finally, they looked at the relationship between blood alcohol content and arrest rates. In this context, the investigators used the percentage of drivers killed in fatal automobile accidents who had positive blood alcohol content as an indicator of drinking in the population. Arrests were used as a measure of crime, and arrest rates per capita were used to create comparability across states and over time. Arrests for certain crimes as a proportion of all arrests were used for other analyses to compensate for trends that affect the probability of arrests in general. This collection contains three parts. Variables in the FBI Crime Data file (Part 1) include the state and year to

which the data apply, the type of crime, and the sex and age category of those arrested for crimes. A single arrest is the unit of analysis for this file. Information in the Population Data file (Part 2) includes population counts for the number of individuals within each of seven age categories, as well as the number in the total population. There is also a figure for the number of individuals covered by the reporting police agencies from which data are gathered. The individual is the unit of analysis. The Fatal Accident Data file (Part 3) includes six variables: the FIPS code for the state, year of accident, and the sex, age group, and blood alcohol content of the individual killed. The final variable in each record is a count of the number of drivers killed in fatal motor vehicle accidents for that state and year who fit into the given sex, age, and blood alcohol content grouping. A driver killed in a fatal accident is the unit of analysis.

Universe: Fifty states and the District of Columbia.

Sampling: States that raised the drinking age between 1981 and 1986 were eligible for inclusion in the study test group. Additionally, the year of change and the years where more than 20 percent of the drivers in the relevant age categories were affected by a "grandfather" clause were excluded. Also, only states and years where at least 60 percent of the killed drivers were tested for blood alcohol content were included. States that had not changed their drinking age between 1980 and 1987 were eligible for inclusion in the control group.

Extent of collection: 3 data files + machine-readable documentation (PDF) + SAS data definition statements + SPSS data definition statements

Extent of processing: CDBK.ICPSR/
DDEF.ICPSR/ UNDOCCHK.ICPSR/ MDATA.PR

Logical record length data format with SAS and SPSS data definition statements

Part 1
FBI crime data
rectangular file structure
25,600 cases
14 variables
57-unit-long record
1 record per case

Part 2
Population data
rectangular file structure
408 cases
11 variables
62-unit-long record
1 record per case

Part 3
Fatal accident data
rectangular file structure
44,880 cases
6 variables
13-unit-long record
1 record per case

Related publications:

Joksch, H.C., and R.K. Jones
The minimum legal drinking age and crime (Final Report to the National Institute of Justice). Winchester, MA: Mid-America Research Institute, 1990.
Joksch, H.C., and R.K. Jones
"Changes in the drinking age and crime." *NCJ 144197. Journal of Criminal Justice* (1993), 21(3), 209-221.

Laub, John H., and Robert J. Sampson

Criminal careers and crime control in Massachusetts [The Glueck Study]: A matched-sample longitudinal research design, Phase I, 1939-1963

(ICPSR 9735)

(included on CD-ROMs CD0014 and CD0030)

This study was sponsored by the U.S. Dept. of Justice, National Institute of Justice. The grant number is 87-IJ-CX-0022.

Summary: The relationship between crime control policies and fundamental parameters of the criminal career, such as career length, participation in offenses, and frequency and seriousness of offenses committed, is examined in this data collection. The investigators coded, recoded, and computerized parts of the raw data from Sheldon and Eleanor Glueck's three-wave, matched sample study of juvenile and adult criminal behavior, extracting the criminal histories of the 500 delinquents (officially defined) from the Glueck study. Data were originally collected by the Gluecks in 1940 through psychiatric interviews with subjects, parent and teacher reports, and official records obtained from police, court, and correctional files. The subjects were subsequently interviewed again

between 1949 to 1965 at or near the age of 25, and again at or near the age of 32. The data coded by Laub and Sampson include only information collected from official records. The data address in part: (1) what effects probation, incarceration, and parole have on the length of criminal career and frequency of criminal incidents of an offender; (2) how the effects of criminal control policies vary in relation to the length of sentence, type of offense, and age of the offender; (3) which factors in criminal control policy correlate with criminal career termination; (4) how well age of first offense predicts the length of criminal career; and (5) how age of offender relates to type of offense committed. Every incident of arrest up to the age of 32 for each respondent (ranging from 1 to 51 arrests) is recorded in the data file. Variables include the dates of arrest, up to three charges associated with the arrest, court disposition, and starting and ending dates of probation, incarceration, and parole associated with the arrest.

Universe: All delinquent boys in correctional schools in the state of Massachusetts in 1940.

Sampling: A two-stage, clustered sample, with delinquents as the first stage and record of arrest as the second stage.

Extent of collection: 1 data file + machine-readable documentation (text) + SAS data definition statements + SPSS data definition statements

Extent of processing: MDATA.ICPSR/
RECODE/ SCAN/ DDEF:ICPSR/ REFORM.DATA/
UNDOCCHK.ICPSR

Logical record length data format with SAS and SPSS data definition statements

rectangular file structure
5,828 cases
84 variables
165-unit-long record
1 records per case

Related publications:
Davis, K.F.

"Patterns of specialization and escalation in crime." Unpublished doctoral dissertation, University of Illinois, 1991.

Katz, Jack

Autobiographical accounts of property offenses by youths at UCLA, 1983-1984

(ICPSR 8950)

Summary: These data examine the attraction of shoplifting and vandalism to nonprofessional offenders. The data consist of actual autobiographical accounts of offenses committed by undergraduates enrolled in three sections of undergraduate criminology classes at the University of California, Los Angeles. Verbatim answers of the respondents are presented. Class III

Universe: Undergraduate university students in the United States.

Sampling: The sample consisted of 250 students in three offerings of an undergraduate criminology class.

Note: This dataset is an electronic text file. For reasons of confidentiality, names have been blanked from the data and replaced with spaces. Profanity has also been blanked and replaced with spaces. The number of records per case in this file varies from nine to ten depending on the length of statement given by each respondent.

Extent of collection: 1 data file

Card image data format

rectangular file structure
122 cases
2 variables
80-unit-long record

Related publication:

Katz, Jack

Sneaky thrills: Seductions of crime.
New York, NY: Basic Books, 1988.

King, Lynda A., and Daniel W. King

Risk factors for male-perpetrated domestic violence in Vietnam veteran families in the United States, 1988

(ICPSR 3086)

This study was sponsored by U.S. Dept. of Justice, National Institute of Justice. The grant number is 98-WT-VX-0031.

Summary: The goal of this project was to gain a better understanding of risk factors associated with male-perpetrated domestic violence, partner's mental distress, and child behavior problems. The researchers sought to demonstrate that two important social and health problems, domestic violence and trauma-related psychological distress, were connected. The project was organized into four studies, each of which addressed a specific objective: (1) Variables characterizing the perpetrator's family of procreation were used to determine the pattern of relationships among marital and family functioning, perpetrator-to-partner violence, partner's mental distress, and child behavior problems. (2) The perpetrator's early background and trauma history were studied to establish the degree to which the perpetrator's family of origin characteristics and experiences, childhood antisocial behavior, exposure to stressors in the Vietnam war zone, and subsequent post-traumatic stress disorder (PTSD) symptomatology related to perpetrator-to-partner family violence. (3) The perpetrator's degree of mental distress was examined to ascertain the ways in which the current mental distress of the perpetrator was associated with marital and family functioning, violence, and current mental distress of the partner. (4) Developmental and inter-generational perspectives on violence were used to model a network of relationships explaining the potential transmission of violence across generations, commencing with the perpetrator's accounts of violence within the family of origin and terminating with reports of child behavior problems within the family of procreation. Data for this study came from the congressionally-mandated National Vietnam Veterans Readjustment Study (NVVRS) (Kulka et al., 1990), which sought to document the current and long-term psychological status of those who served one or more tours of duty in the Vietnam theater of operations sometime between August 5, 1964, and May 7, 1975, compared to their peers who served elsewhere in the military during that era and to a comparable group who never experienced military service. This study relied upon data from the National Survey and Family Interview components of the larger NVVRS. Data were collected through face-to-face structured interviews, with some supplementary self-report paper-and-pencil measures. The interview protocol was organized into 16 parts, including portions requesting information on childhood experiences and early delinquent behaviors, military service history, legal problems in the family of origin and postwar peri-

od, stressful life events, social support systems, marital and family discord and abusive behaviors, and physical and mental health. This study emphasized four categories of explanatory variables: (1) the perpetrator's accounts of family of origin characteristics and experiences, (2) the perpetrator's conduct and behavior problems prior to age 15, (3) the perpetrator's exposure to war-zone stressors, and (4) mental distress of the perpetrator, with attention to PTSD symptomatology and alcohol abuse. Additionally, the project incorporated four clusters of family of procreation criterion variables: (1) marital and family functioning, (2) perpetrator-to-partner violence, (3) partner mental distress, and (4) child behavior problems. Variables include child abuse, family histories of substance abuse, criminal activity, or mental health problems, relationship as a child with parents, misbehavior as a child, combat experience, fear for personal safety during combat, alcohol use and abuse, emotional well-being including stress, guilt, relationships with others, panic, and loneliness, acts of physical and verbal violence toward partner, children's emotional and behavioral problems, problem-solving, decision-making, and communication in family, and family support.

Universe: All Vietnam War veterans and their spouses or cohabiting partners.

Sampling: Random and purposive sampling.

Note: This data file consists of a selection of original items from the **National Vietnam veterans readjustment study**. The principal investigators recoded many of the original items and computed new items to create several scaled variables that were used in the final analyses. The original question text and SPSS syntax used to transform variables and create scales are included in the documentation for this data collection. Users are also strongly encouraged to read the Final Report for this study to obtain detailed information on how the scales were created and how to interpret them.

Extent of collection: 1 data file + machine-readable documentation (PDF) + SAS data definition statements + SPSS data definition statements

Extent of processing: MDATA.PR/
UNDOCCHK.ICPSR/ CDBK.ICPSR/ CONCHK.PR/
DDEF.ICPSR/ REFORM.DATA/ REFORM.DOC

Logical record length data format with SAS and SPSS data definition statements

rectangular file structure
376 cases
1,514 variables
3,972-unit-long
record 1 record per case

Related publications:

King, Lynda A., and Daniel W. King

"Male-perpetrated domestic violence: testing a series of multifactorial family models" (Final Report). NCJ 185696. Washington, DC: National Institute of Justice, 2000.

Kulka, Richard A., et al.

Trauma and the Vietnam War generation: Report of findings from the National Vietnam Veterans Readjustment Study. New York, NY: Brunner/Mazel, 1990.

Klein, Malcolm, and Cheryl Maxson

Deinstitutionalization of status offenders: A study of intervention practices for youth in seven cities in the United States, 1987-1991

(ICPSR 6039)

Summary: This data collection focuses on status offenders, those juveniles who commit acts (such as running away, habitual truancy, and possession of alcohol) that are forbidden to minors but not to adults. The purpose of this study was to connect legislative intent, service delivery systems, and youth responses in order to provide guidelines for future status offender legislation and practice. In the selection of sampling sites, three categories of intervention philosophy were represented: (1) deterrence, which recommends sanctions and control through the juvenile justice system; (2) treatment, which recommends emotional adjustment strategies through the community mental health system; and (3) normalization, which recommends little or no professional response. Respondents from youth service agencies in seven cities in the United States were asked about service delivery system characteristics (such as types of referral sources, how often they were used, and length of client service period), organizational characteristics (such as public versus private auspices, sources of funding, and educational level of staff), and youth characteristics (such as family situation, school status, and educational attainment of principal adults in the home). Demographic variables for status offenders included gender, race, age, and type of residence. Interviews with

youths were also conducted and included a self-concept scale, by which youths could categorize themselves as delinquent, disturbed, and/or conforming. The units of analysis for this study are the individual and the youth service agency.

Universe: Status offenders aged 12 to 17 in the United States.

Sampling: An analysis of the status offender legislation in all 50 states and the District of Columbia yielded seven states as the purest possible deterrence states, treatment states, and normalization states. A census of youth service agencies was then conducted in large cities of the seven states: Anchorage, Alaska; Wilmington, Delaware; Boise, Idaho; Portland, Maine; Baltimore, Maryland; Flint, Michigan; and Manchester, New Hampshire. That census yielded 1,527 agencies, and exclusion criteria combined with nonresponses reduced the final number to 571 appropriate agencies, of which 245 reported providing services during 1987 to at least some youths engaged in status conduct. Youth interviews were limited to the cities of Boise, Manchester, and Portland.

Note: For reasons of confidentiality, certain identifying variables (such as birthday, intake date, and agency identifier number) have been masked.

Extent of collection: 5 data files + machine-readable documentation (text) + SAS data definition statements + SPSS data definition statements + data collection instruments

Extent of processing: MDATA/ RECODE/
UNDOCCHK.ICPSR

Logical record length data format with SAS and SPSS data definition statements

Part 1

Agency screening survey data

rectangular file structure
571 cases
141 variables
242-unit-long record
1 record per case

Part 2

Status conduct survey data

rectangular file structure
245 cases
236 variables
330-unit-long record
1 record per case

Part 3

Church screening survey data

rectangular file structure
189 cases
76 variables
126-unit-long record
1 record per case

Part 4

School screening survey data

rectangular file structure
101 cases
73 variables
127-unit-long record
1 record per case

Part 5

Youth interview data

rectangular file structure
377 cases
430 variables
770-unit-long record
1 record per case

Related publication:

Klein, Malcolm W., Cheryl L. Maxson, and
Lea C. Cunningham

*Assessing the effects of the deinstitution-
alization of status offenders (DSO II).*

Washington, DC: U.S. Dept. of Justice.
Office of Juvenile Justice and Delinquen-
cy Prevention, January 1993.

Klein, Malcolm W., and Cheryl L. Maxson

**Prevalence of five gang structures in
201 cities in the United States, 1992 and
1995**

(ICPSR 2792)

This study was sponsored by the U.S. Dept.
of Justice, National Institute of Justice. The
grant number is 93-IJ-CX-0044.

Summary: The goal of this study was to pro-
vide useful data on how street gang crime
patterns (by amount and type of offense) re-
late to common patterns of street gang struc-
ture, thus providing focused, data-based
guidelines for gang control and intervention.
The data collection consists of two compo-
nents: (1) descriptions of cities' gang activi-
ties taken from an earlier study of gang mi-
gration in 1992, **Impact of gang migration:
effective responses by law enforcement
agencies in the United States, 1992**
(ICPSR 2570), and (2) gang structure data
from 1995 interviews with police agencies in

a sample of the same cities that responded to
the 1992 survey. Information taken from the
1992 study includes the year of gang emer-
gence in the city, numbers of active gangs
and gang members, ethnic distribution of
gang members, numbers of gang homicides
and "drive-bys" in 1991, state in which the city
is located, and population of the city. Informa-
tion from the 1995 gang structures survey
provides detail on the ethnic distributions of
gangs, whether a predominant gang struc-
ture was present, each gang structure's typi-
cal size, and the total number of each of the
five gang structures identified by the principal
investigators — chronic traditional, emergent
traditional, emergent integrated, expanded
integrated, and specialty integrated. City
crime information was collected on the
spread of arrests, number of serious arrests,
volume and specialization of crime, arrest
profile codes and history, uniform crime rate
compared to city population, ratio of serious
arrests to total arrests, and ratio of arrests to
city population.

Universe: Law enforcement agencies nation-
wide.

Sampling: Random sampling.

Extent of collection: 1 data file + machine-
readable documentation (PDF) + SAS data
definition statements + SPSS data definition
statements

Extent of processing: CDBK.ICPSR/ SCAN/
DDEF.ICPSR/ MDATA.ICPSR/ REFORM.DATA/
REFORM.DOC/ UNDOCHK.ICPSR

Logical record length data format with SAS
and SPSS data definition statements

rectangular file structure
201 cases
135 variables
346-unit-long record
1 record per case

Related publications:

Klein, Malcolm, and Cheryl L. Maxson
"Gang structures, crime patterns, and po-
lice responses" (Final Report). Washing-
ton, DC: National Institute of Justice,
1996.

Maxson, Cheryl L., and Malcolm Klein
"Investigating gang structures." *Journal of
Gang Research* 3,1 (1995).

Klein, Malcolm
"Gangs in the United States and Europe."
*European Journal on Criminal Policy and
Research* 4,2 (1996).

Koper, Christopher S.

Gun density, gun type, and the Dallas homicide rate, 1980–1992

(ICPSR 3145)

This study was sponsored by U.S. Dept. of Justice, National Institute of Justice. The grant number is 94-IJ-CX-0038.

Summary: This study examined the relationships among trends in deadly gun violence, overall gun availability, and the availability of more lethal types of guns. Using firearms confiscated by the Dallas, Texas, police department from 1980 to 1992 as indicators of the types of guns circulating among criminal/high-risk groups, the project examined changes over time in Dallas' street gun arsenal and assessed the impact these changes had upon gun violence mortality in Dallas. The focus of the project was on the characteristics of the guns rather than their numbers. All confiscated firearms were analyzed and characterized according to basic weapon type and caliber groupings. Dates of confiscation were missing from the majority of the pre-1988 records, but by aggregating the gun data into bimonthly (Part 1) and quarterly (Part 2) time series databases, it was possible to estimate the bimonthly and quarterly periods of confiscation for most of the 1980–1992 records. Records that could not be assigned to bimonthly or quarterly periods were dropped. Confiscated firearms were grouped into basic categories based on stopping power (i.e., wounding potential), rate of fire, and ammunition capacity. The following measures were created for each bimonthly and quarterly period: (1) weapons with high stopping power (large guns), (2) semiautomatic weaponry (semis), (3) weapons combining high stopping power and a semiautomatic firing mechanism (large semis), (4) handguns with high stopping power (large handguns), (5) semiautomatic handguns (semi handguns), and (6) handguns combining high stopping power and semiautomatic firing (large semi handguns). Several violence measures were obtained from the Federal Bureau of Investigation's (FBI) Uniform Crime Reports Supplemental Homicide Reports and Return A (or Offenses Known and Clearances by Arrest) data files (see **Uniform crime reporting program data [United States]: 1975–1997** [ICPSR 9028]). These measures were also aggregated at bimonthly and quarterly levels. Data from the Dallas Police Department master gun property file include total handguns, total semiautomatic handguns, total large-caliber hand-

guns, total large-caliber semiautomatic handguns, total shotguns, total semiautomatic shotguns, total rifles, total semiautomatic rifles, and total counts and total semiautomatic counts for various calibers of handguns, shotguns, and rifles. Data that were aggregated using the FBI data include total homicides, gun homicides, total robberies, gun robberies, and gun aggravated assaults. The data file also includes the year and the bimonthly or quarterly period counter.

Universe: All guns confiscated by Dallas police from 1980 through 1992.

Sampling: For the years 1984 through 1992, the data represent nearly 100 percent of the guns confiscated by Dallas police. For earlier years, the data represent approximately 85 to 95 percent of the records received from the Dallas police department. Preliminary work with the data suggested that there were very low rates of error with respect to the designation and recording of basic firearm characteristics. Less than 1 percent of the records in the master file had missing or obviously invalid (i.e., nonexistent) weapon type designations or caliber fields. The researcher recorded relatively small numbers of records corresponding to categories of weapons, which, based on available narrative descriptions in the database, appeared to represent systematic miscodes. After this initial inspection, records for air guns, blank guns, flare guns, toy guns, and other miscellaneous codes corresponding to weapons other than handguns, rifles, or shotguns were removed. However, any remaining true caliber and weapon type errors may have no consequence for analysis because the weapons were later grouped into broad semiautomatic/nonsemiautomatic and large/small caliber categories. Though a large majority of records in the master file included an indicator for the year during which the firearm was seized, the exact date of confiscation was missing for a substantial percentage of pre-1988 records. The approximate period of confiscation was estimated for the majority of early-year records based on an inspection of the service incident numbers, which ascended with confiscation dates. This estimation was accomplished with more accuracy and with less remaining missing data by using the bimonthly and quarterly aggregations. Records that could not be assigned to bimonthly or quarterly periods were dropped. There was no reason to believe that the guns excluded due to missing date information differed systematically from the other guns. Due to limitations in the data, it was not possible

to take into account other potentially important factors, such as ammunition shape and jacketing, exact ammunition capacity, or barrel length. Justifiable homicides and negligent manslaughters were excluded from the homicide counts.

Note: Users are encouraged to obtain a copy of the Final Report for detailed information on the generation of these data and the project's time-series analysis.

Extent of collection: 2 data files + machine-readable documentation (PDF) + SAS data definition statements + SPSS data definition statements

Extent of processing: REFORM.DATA/
REFORM.DOC/ UNDOCCHK.ICPSR/ CDBK.ICPSR/
DDEF.ICPSR

Logical record length data format with SAS and SPSS data definition statements

Part 1

Bimonthly data
rectangular file structure
78 cases
63 variables
147-unit-long record
1 record per case

Part 2

Quarterly data
rectangular file structure
52 cases
63 variables
152-unit-long record
1 record per case

Related publication:

Koper, Christopher S.

"Gun density versus gun type: Did the availability of more guns or more lethal guns drive up the Dallas homicide rate, 1980-1992?" (Final Report). Washington, DC: National Institute of Justice, 1997.

Loeber, Rolf

Screening of youth at risk for delinquency in Oregon, 1980-1985

(ICPSR 9312)

(included on CD-ROM CD0030)

This study was sponsored by the U.S. Dept. of Justice, National Institute of Justice. The grant number is 84-IJ-CX-0048.

Summary: This is a longitudinal study of three birth cohorts of youngsters who were considered at risk because of antisocial behavior or because of officially recorded delinquency at early ages. The study followed a sample of 245 boys in the fourth, seventh, and tenth grades in 1980 (Part 1) and again in 1985 (Part 2). Two screening devices, or "gatings," were used to predict future delinquency. The first procedure, triple gating, was based on teachers' ratings of school competence, mothers' reports of antisocial behavior in the home, and parental monitoring. The second procedure, double gating, used only the teachers' ratings and mothers' reports. Data were collected on the boys' family, school, and criminal backgrounds. Variables include measures of independence and achievement, family criminality, home conduct problems, school disruptiveness, school competence, parental authoritarianism, parental conflict, self-reported delinquency, peer delinquency, and drug and alcohol use.

Universe: Males in the fourth, seventh, and tenth grades from 21 elementary and high schools in Oregon.

Sampling: Subjects were selected from a sample of 300 families who volunteered to participate in all phases of the study.

Extent of collection: 2 data files + machine-readable documentation (PDF) + SAS data definition statements + SPSS data definition statements

Extent of processing: CDBK.ICPSR/ SCAN/
DDEF.ICPSR/ MDATA.ICPSR/ REFORM.DATA/
UNDOCCHK.ICPSR/ REFORM.DOC

Logical record length data format with SAS and SPSS data definition statements

Part 1

Time one data
rectangular file structure
245 cases
219 variables
923-unit-long record
1 record per case

Part 2

Time two data
rectangular file structure
188 cases
812 variables
1,013-unit-long record
1 record per case

Related publications:
Loeber, Rolf, Thomas Dishon, and Gerald Patterson

"Multiple gating: A multistage assessment procedure for identifying youths at risk for delinquency." *Journal of Research in Crime and Delinquency* 21 (1984), 7-32.

Loeber, Rolf, and Magda Stouthamer-Loeber

"The prediction of delinquency." In H.C.

Quay (ed.), *Handbook of Juvenile Delinquency*. New York, NY: Wiley, 1986.

Loeber, Rolf, and Bruce Bowers

"The screening of youths at risk for delinquency: A manual" (Unpublished Report). Washington, DC: National Institute of Justice.

Maxson, Cheryl L.

Impact of gang migration: Effective responses by law enforcement agencies in the United States, 1992

(ICPSR 2570)

This study was sponsored by the U.S. Dept. of Justice, National Institute of Justice. The grant number is 91-IJ-CX-K004.

Summary: This study was the first attempt to investigate gang migration systematically and on a national level. The primary objectives of the study were (1) to identify the scope of gang migration nationally, (2) to describe the nature of gang migration, (3) to assess the impact of gang migration on destination cities, and (4) to describe the current law enforcement responses to the migration of gangs and identify those that appeared to be most effective for various types of migration. Two phases of data collection were used. The major objective of the initial phase was to identify cities that had experienced gang migration (Part 1). This was accomplished by distributing a brief mail questionnaire in 1992 to law enforcement agencies in cities identified as potential gang or gang migration sites. The second major phase of data collection involved in-depth telephone interviews with law enforcement officers in cities that had experienced gang migration in order to develop descriptions of the nature of migration and police responses to it (Part 2). For Part 1, information was collected on the year migration started, number of migrants in the past year, factors that deter gang migration, number of gang members, names of gangs, ethnic distribution of gang members and their drug market involvement, number of gang homicides, number of 1991 gang "drive-

bys", and if gangs or narcotics were specified in the respondent's assignment. For Part 2, information was collected on the demographics of gang members, the ethnic percentage of drug gang members and their involvement in distributing specific drugs, and the influence of gang migrants on local gang and crime situations in terms of types and methods of crime, drug distribution activities, technology/equipment used, and targets of crime. Information on patterns of gang migration, including motivations to migrate, drug gang migration, and volume of migration, was also collected. Local responses to gang migration covered information sources, department policies relative to migration, gang specialization in department, approaches taken by the department, and information exchanges and coordination among local, state, and federal agencies.

Universe: Law enforcement agencies nationwide.

Sampling: Part 1: All 190 United States cities with a population over 100,000 were included in the survey, as well as a convenience sample of smaller cities and towns known to have experienced gang migration or to have local gangs. The primary agency in each city was selected using the 1991 National Directory of Law Enforcement Administrators. Part 2: Random sample of cities that cited at least ten gang migrants in the Part 1 mail survey.

Extent of collection: 2 data files + machine-readable documentation (PDF) + SAS data definition statements + SPSS data definition statements

Extent of processing: CDBK.ICPSR/ DDEF.ICPSR/ MDATA.ICPSR/ REFORM.DATA/ REFORM.DOC/ SCAN/ UNDOCCHK.ICPSR

Logical record length data format with SAS and SPSS data definition statements

Part 1

Migration survey data
rectangular file structure
1,019 cases
72 variables
134-unit-long record
1 record per case

Part 2

Phone interview data
rectangular file structure
211 cases
218 variables
251-unit-long record
1 record per case

Related publication:

Maxson, C.L., K.J. Woods, M.W. Klein
"Street gang migration in the United States." NCJ 172235. Washington, DC: National Institute of Justice, 1995.

Maxson, C.L., K.J. Woods, M.W. Klein
"Street gang migration in the United States" (Executive Summary).
NCJ 172236. Washington, DC: National Institute of Justice, 1995.

McGarrell, Edmund

Reducing disorder, fear, and crime in public housing: Evaluation of a drug-crime elimination program in Spokane, Washington, 1992-1995

(ICPSR 2628)

This study was sponsored by the U.S. Dept. of Justice, National Institute of Justice. The grant number is 93-IJ-CX-0054.

Summary: Established in 1994, Project ROAR (Reclaiming Our Area Residences) is a public housing drug-crime elimination program sponsored by the Spokane Police Department and the Spokane Housing Authority. This study was undertaken to examine and evaluate the effects and outcomes of Project ROAR as it was implemented in the Parsons' Public Housing Complex, located in downtown Spokane, Washington. In addition, the study sought to determine to what extent the project as implemented reflected Project ROAR as originally conceived, and whether Project ROAR could be considered a comprehensive community policing crime prevention program. Further, the study attempted to determine what effects this collaborative anti-crime program might have on: (1) residents' perceptions of the quality of their neighborhood life, including perceptions of neighborhood inhabitants, satisfaction with their neighborhood, fear of crime, and neighborhood physical and social disorder; (2) objective measures of physical and social disorder; (3) levels of neighborhood crime; and (4) subjective perceptions of the level and quality of policing services. To assess the implementation and short-term impacts of Project ROAR, data were collected from various sources. First, four waves of face-to-face interviews were conducted with Parsons' Public Housing residents at approximately six-month intervals: April 1994, December 1994, May 1995, and November 1995 (Part 1, Public Housing Residents Survey Data). Informa-

tion collected from interviews with the Parsons' residents focused on their involvement with Project ROAR, community block watches, and tenant councils. Residents commented on whether there had been any changes in the level of police presence, drug-related crimes, prostitution, or any other physical or social changes in their neighborhood since the inception of Project ROAR. Residents were asked to rate their satisfaction with the housing complex, the neighborhood, the Spokane Police Department, the number of police present in the neighborhood, and the level of police service. Residents were also asked if they had been the victim of any crimes and to rate their level of fear of crime in the complex during the day and night, pre- and post-Project ROAR. The gender and age of each survey participant was also recorded. The second source of data was a city-wide survey mailed to the residents of Spokane (Part 2, Spokane Citizens Survey Data). Information collected from the survey includes demographics on ethnicity, gender, age, highest level of education, present occupation, and family income. The city residents were also asked to assess the level of police service, the number of police present in their neighborhood, the helpfulness of neighbors, whether they felt safe alone in their neighborhood, and overall satisfaction with their neighborhood. Third, a block-level physical and social disorder inventory was taken in April 1994, October 1994, April 1995, and October 1995 (Part 3, Neighborhood Inventory Data). The sex, age, and behavior of the first ten people observed during the inventory period were recorded, as well as the number of people observed loitering. Other observations made included the number of panhandlers, prostitutes, open drug sales, and displays of public drunkenness. The number of residential and commercial properties, restaurants, bars, office buildings, empty lots, unboarded and boarded abandoned buildings, potholes, barriers (walls or fences), abandoned cars, and for-sale signs, along with the amount of graffiti on public and private properties and the amount of litter and broken glass observed in each neighborhood, completed the inventory data. Finally, crime reports were collected from the Spokane Police Department's Crime Analysis Unit (Part 4, Disaggregated Crime Data, and Part 5, Aggregated Crime Data). These data contain monthly counts of robberies and burglaries for the public housing neighborhood, a constructed controlled comparison neighborhood, and the city of Spokane for the period January 1, 1992, through December 31, 1995.

Universe: Part 1: Residents of the Parsons' Housing Complex. Part 2: Citizens in the city of Spokane. Part 3: A constructed controlled comparison site and the Project ROAR neighborhood. Parts 4 and 5: The Project ROAR neighborhood, comparison site, and city of Spokane.

Extent of collection: 5 data files + machine-readable documentation (PDF) + SAS data definition statements + SPSS data definition statements

Extent of processing: CDBK.ICPSR/ RECODE/ DDEF.ICPSR/ MDATA.PR/ MDATA.ICPSR/ SCAN/ REFORM.DATA/ REFORM.DOC/ UNDOCCHK.ICPSR

Logical record length data format with SAS and SPSS data definition statements

Part 1

Public housing residents survey data

rectangular file structure
176 cases
54 variables
110-unit-long record
1 record per case

Part 2

Spokane citizens survey data

rectangular file structure
1,720 cases
28 variables
50-unit-long record
1 record per case

Part 3

Neighborhood inventory data

rectangular file structure
176 cases
92 variables
146-unit-long record
1 record per case

Part 4

Disaggregated crime data

rectangular file structure
48 cases
14 variables
22-unit-long record
1 record per case

Part 5

Aggregated crime data

rectangular file structure
144 cases
6 variables
10-unit-long record
1 record per case

Related publication: McGarrell, Edmund, Andrew L. Giacomazzi, and Quint C. Thurman

"Reducing disorder, fear, and crime in public housing: An evaluation of a drug-crime elimination program in Spokane, Washington" (Final Report). Washington, DC: National Institute of Justice, 1997.

Megargee, Edwin I., and Joyce L. Carbonell

Longitudinal study of violent criminal behavior in the United States, 1970-1984

(ICPSR 6103)

(included on CD-ROMs CD0014 and CD0030)

This study was sponsored by the U.S. Dept. of Justice, National Institute of Justice. The grant number is 88-IJ-CX-0006.

Summary: The primary objective of this project was to explore the familial, physical, psychological, social, and cultural antecedents and correlates of violent criminal offending. This research used an extensive longitudinal database collected on 1,345 young adult male offenders admitted to the Federal Correctional Institution (FCI) in Tallahassee, Florida, from November 3, 1970, to November 2, 1972. Using FBI arrest records ("rap sheets"); each inmate was classified on the basis of the National Crime Information Center Uniform Offense Codes into one of four distinct categories: (1) "angry violent," in which the apparent goal was to injure the victim; (2) "instrumentally violent," in which the aggressive behavior was a means to an end (as in a robbery); (3) "potentially violent," as evidenced by making threats or carrying weapons but in which the offender was not accused of any violent offenses; and (4) "nonviolent," in which the offender had not been charged with violent criminal behavior. Violent offenders were also subdivided into those who had been repetitively violent and those who had been charged with just one violent offense. As part of the classification process, each inmate was administered an extensive battery of tests by the research project staff. The two primary personality assessment instruments utilized were the Minnesota Multiphasic Personality Inventory (MMPI) and the California Psychological Inventory (CPI). Each inmate's caseworker filled out a series of standard Bureau of Prisons forms recording the results of the medical, educational, and psychological

evaluations, as well as salient aspects of the case and criminal history. The researchers also obtained copies of each offender's Presentence Investigation Report (PSI) that had been prepared by the federal probation officer, and then devised a series of scales to quantify the PSI data. In addition, an hour-long structured intake interview was administered to each inmate by his team psychologist. Global scales were constructed from these intake interviews. After each interview, the psychologists performed an evaluative Q-sort. Nine scales were later constructed based on these Q-sorts. Also, every dormitory officer and every work supervisor completed scales assessing each subject's interpersonal adjustment and work performance at 90-day intervals. Immediately prior to release, as many inmates as possible were re-interviewed and retested on the MMPi and the CPI. Follow-ups using FBI rap sheets were conducted in 1976 and 1984. Variables obtained from the Bureau of Prisons forms include age upon entry, race, marital status, age at first arrest, number of prior adult convictions, commitment offense(s), highest school grade completed, drug dependency, and alcoholism. Scales developed from the PSIs provide data on father, mother, and siblings; family incohesiveness; adequacy of childhood dwelling; social deviance of family; school problems; employment problems; achievement motivation; problems with interpersonal relations; authority conflicts; childhood and adolescent or adult maladjustment and deviance; poor physical health; juvenile conviction record; adult arrest and conviction record; violence of offense; group influence on illegal behavior; and prior prison adjustment. The intake interview inquired about the developmental family history and the child's development; the inmate's marriage, educational, and work history and attitudes; attitudes toward sex; military service and attitudes; self-reported use of alcohol and other substances; religious preferences and practices; and problems during any previous confinements. Scales based on the psychologists' Q-sorts evaluated aggression, hostility avoidance, authority conflict, sociability, social withdrawal, social/emotional constriction, passivity, dominance, and adaptation to the environment. Data are also provided on global dorm adjustment and the number of shots, cell house days, sick calls, and infractions for the offenders' first and second 90-day periods at the FCI.

Universe: Youth offenders in federal correctional facilities.

Note: Users are encouraged to obtain a copy of the final report and/or relevant articles about Dr. Megargee's aggression theory and how scales developed as part of this project were constructed. Users will need to obtain information on the background and score interpretation for scales used in this data collection.

Extent of collection: 1 data file + machine-readable documentation (text) + SAS data definition statements + SPSS data definition statements

Extent of processing: MDATA.PRI/ REFORM.DAT/ UNDOCCHK.ICPSR/ CDBK.ICPSR/ DDEF.ICPSR

Logical record length data format with SAS and SPSS data definition statements

rectangular file structure
1,345 cases
331 variables
816-unit-long record
1 record per case

Related publications:

Megargee, Edwin I., and Joyce L. Carbonell
"A longitudinal study of violent criminal behavior" (Final Report). Washington, DC: National Institute of Justice, 1992.

Megargee, Edwin I., and Joyce L. Carbonell
"Personality factors associated with frequent sick call utilization in a federal correctional institution." *Journal of Prison and Jail Health* 1,10 (Summer 1992), 19-42.

Carbonell, Joyce C., Karen M. Moorhead, and Edwin I. Megargee
"Predicting prison adjustment with structured personality inventories." *Journal of Consulting and Clinical Psychology* 2,52 (April 1984), 280-294.

Monkkonen, Eric

**Homicides in New York City, 1797-1999
[and various historical comparison sites]**

(ICPSR 3226)

This study was sponsored by U.S. Dept. of Justice, National Institute of Justice; the National Science Foundation; and the University of California, Los Angeles Academic Senate. The grant numbers are 96-IJ-CX-0016 and SES-9422881.

Summary: There has been little research on United States homicide rates from a long-term perspective, primarily because there has been no consistent data series on a particular place preceding the Uniform Crime Reports (UCR), which began its first full year in 1931. To fill this research gap, this project created a data series on homicides per capita for New York City that spans two centuries. The goal was to create a site-specific, individual-based data series that could be used to examine major social shifts related to homicide, such as mass immigration, urban growth, war, demographic changes, and changes in laws. Data were also gathered on various other sites, particularly in England, to allow for comparisons on important issues, such as the post-World War II wave of violence. The basic approach to the data collection was to obtain the best possible estimate of annual counts and the most complete information on individual homicides. The annual count data (Parts 1 and 3) were derived from multiple sources, including the Federal Bureau of Investigation's Uniform Crime Reports and Supplementary Homicide Reports, as well as other official counts from the New York City Police Department and the City Inspector in the early 19th century. The data include a combined count of murder and manslaughter because charge bargaining often blurs this legal distinction. The individual-level data (Part 2) were drawn from coroners' indictments held by the New York City Municipal Archives, and from daily newspapers. Duplication was avoided by keeping a record for each victim. The estimation technique known as "capture-recapture" was used to estimate homicides not listed in either source. Part 1 variables include counts of New York City homicides, arrests, and convictions, as well as the homicide rate, race or ethnicity and gender of victims, type of weapon used, and source of data. Part 2 includes the date of the murder, the age, sex, and race of the offender and victim, and whether the case led to an arrest, trial, conviction, execution, or pardon. Part 3 contains annual homicide counts and rates for various comparison sites including Liverpool, London, Kent, Canada, Baltimore, Los Angeles, Seattle, and San Francisco.

Universe: All homicides in New York City and various comparison sites between 1797 and 1999.

Sampling: Not applicable.

Note: A detailed list of the sources used to create these data files can be found in the Appendix to the codebook.

Extent of collection: 3 data files + machine-readable documentation (PDF) + SAS data definition statements + SPSS data definition statements

Extent of processing: CDBK.ICPSR/ DDEF.ICPSR/ REFORM.DATA/ REFORM.DOC

Logical record length data format with SAS and SPSS data definition statements

Part 1
Annual homicide data for New York City
 rectangular file structure
 376 cases
 122 variables
 489-unit-long record
 1 record per case

Part 2
Individual homicide data for New York City
 rectangular file structure
 1,786 cases
 23 variables
 134-unit-long record
 1 record per case

Part 3
Annual homicide data for comparison sites
 rectangular file structure
 369 cases
 84 variables
 420-unit-long record
 1 record per case

Related publications:

Monkkonen, Eric
Murder in New York City. Berkeley, CA: University of California Press, 2001.

Monkkonen, Eric
 "Estimating the accuracy of historic homicide rates: New York and Los Angeles." *Social Science History* 25,1 (Spring 2001), 53-66.

Monkkonen, Eric
 "New York City homicides: A research note." *Social Science History* 19,2 (Summer 1995), 201-214.

Monkkonen, Eric
 "Racial factors in New York City homicide, 1800-1874." In Darnell Hawkins (ed.), *Ethnicity, race, and crime: Perspectives across time and space*. Albany, NY: State University of New York Press, 1995, pp. 99-120.

Monkkonen, Eric

"Diverging homicide rates: England and the United States, 1850-1875." NCJ 119358. In Ted Robert Gurr (ed.), *Violence in America, Volume 1: The History of Crime*. Thousand Oaks, CA: Sage Publications, 1989, pp. 80-101.

Monto, Martin A.

Clients of street prostitutes in Portland, Oregon, San Francisco and Santa Clara, California, and Las Vegas, Nevada, 1996-1999

(ICPSR 2859)

(included on CD-ROM CD0033)

This study was sponsored by the U.S. Dept. of Justice, National Institute of Justice. The grant number is 97-IJ-CX-0033.

Summary: These data were collected to examine the background characteristics, attitudes, and reported behaviors of arrested clients of prostitutes, with particular attention to the issue of violence against women. Client intervention programs in four cities provided opportunities for gathering information from men arrested for trying to hire street prostitutes. For the study, a detailed anonymous questionnaire was administered to men before the beginning of every client intervention workshop in San Francisco, California, and Portland, Oregon. The questionnaire was also administered at a small program in Santa Clara, California, which was modeled after the San Francisco program. During the course of the study, the Portland program ceased operations and a new program began in Las Vegas, which became a significant source of data. Men were asked about their sexual behavior, including the number and type of partners, frequency of sex, interest in pornography, age and circumstances of first sexual encounter with a prostitute, sexual acts performed with prostitutes, and condom use with prostitutes. Clients were also asked about their attitudes toward premarital sex, homosexual sex, extramarital sex, and sex between adults and children. Other questions probed men's views about prostitutes, the legality of prostitution, and violence against women. Background information gathered on clients included race, educational level, sexual orientation, marital status, work status, socioeconomic status, age, parents' marital status, history of sexual or phys-

ical abuse, military service, relationship history, and sexual preferences.

Sampling: Convenience sampling.

Note: The site variable in this file was blanked for confidentiality reasons. Users are not able to identify the name or location of the programs which individual respondents attended.

Extent of collection: 1 data file + machine-readable documentation (PDF) + SAS data definition statements + SPSS data definition statements

Extent of processing: DDEF.ICPSR/MDATA.PR/REFORM.DATA/REFORM.DOC/CDBK.ICPSR

Logical record length data format with SAS and SPSS data definition statements

rectangular file structure
1,342 cases
101 variables
126-unit-long record
1 record per case

Related publication:
Monto, Martin A.

"Focusing on the clients of street prostitutes: A creative approach to reducing violence against women" (Final Report). Washington, DC: National Institute of Justice, 1999.

Orchowsky, Stan J.

Evaluation of a coordinated community response to domestic violence in Alexandria, Virginia, 1990-1998

(ICPSR 2858)

This study was sponsored by United States Department of Justice, National Institute of Justice. The grant number is 95-WT-NX-0004.

Summary: This study was undertaken to evaluate Alexandria, Virginia's Domestic Violence Intervention Program (DVIP), which is a coordinated community response to domestic violence. Specifically, the goals of the study were (1) to determine the effectiveness of DVIP, (2) to compare victims' perceptions of program satisfaction and other program elements between the Alexandria Domestic Violence Intervention Program and domestic violence victim support services in Virginia

Beach, Virginia, (3) to examine the factors related to abusers who repeatedly abuse their victims, and (4) to report the findings of attitudinal surveys of the Alexandria police department regarding the mandatory arrest policy. Data were collected from four sources. The first two sources of data were surveys conducted via telephone interviews with females living in either Alexandria, Virginia (Part 1), or Virginia Beach, Virginia (Part 2), who were victims of domestic violence assault incidents in which the police had been contacted. These surveys were designed to describe the services that the women had received, their satisfaction with those services, and their experience with subsequent abuse. For Part 3 (Alexandria Repeat Offender Data), administrative records from the Alexandria Criminal Justice Information System (CJIS) were examined in order to identify and examine the factors related to abusers who repeatedly abused their victims. The fourth source of data was a survey distributed to police officers in Alexandria (Part 4, Alexandria Police Officer Survey Data) and was developed to assess police officers' attitudes regarding the domestic violence arrest policy in Alexandria. In four rounds of interviews for Part 1 and three rounds of interviews for Part 2, victims answered questions regarding the location where the domestic violence incident occurred and if the police were involved, their perceptions of the helpfulness of the police, prosecutor, domestic violence programs, hotlines, and shelters, their relationship to the abuser, their living arrangements at the time of each interview, and whether a protective order was obtained. Also gathered was information on the types of abuse and injuries sustained by the victim, whether she sought medical care for the injuries, whether drugs or alcohol played a role in the incident(s), whether the victim had been physically abused or threatened, yelled at, had personal property destroyed, or was made to feel unsafe by the abuser, if any other programs or persons provided help to the victim and how helpful these additional services were, and whether a judge ordered services for the victim or abuser. After the initial interviews, in subsequent rounds victims were asked if they had had any contact with the abuser since the last interview, if they had experienced any major life changes, if their situation had improved or gotten worse and if so how, and what types of assistance or programs would have helped improve their situation. Demographic variables for Part 3 include offenders' race, sex, age at first criminal non-domestic violence charge, and age at first domestic violence charge. Other

variables include charge number, type, initiator, disposition, and sentence of non-domestic violence charges, as well as the conditions of the sentences, imposed days, months, and years, effective days, months, and years, type of domestic violence case, victim's relationship to offender, victim's age, sex, and race, whether alcohol or drugs were involved, if children were present at the domestic violence incident, the assault method used by the offender, and the severity of the assault. For Part 4, police officers were asked whether they knew what a domestic violent incident was, whether arresting without a warrant was considered good policy, whether they were in favor of domestic violence policy as a police response, whether they thought domestic violence policy was an effective deterrent, whether officers should have discretion to arrest, and how much discretion was used to handle domestic violence calls. The number and percent of domestic violence arrests made in the previous year, percent of domestic violence calls that involved mutual combat, and the number of years each respondent worked with the Alexandria, Virginia, police department are included in the file. Demographic variables for Part 4 include the age and gender of each respondent.

Universe: Part 1: Females living in Alexandria, Virginia, who were victims of a male-female domestic violence assault incident in which the police had been contacted. Part 2: Females living in Virginia Beach, Virginia, who were victims of a male-female domestic violence assault incident in which the police had been contacted. Part 3: Domestic violence cases in Alexandria, Virginia, involving males abusing females with any of the following relationship dynamics: married, divorced, separated, living together, boyfriend-girlfriend, former boyfriend-girlfriend, and child in common. Part 4: Police officers and detectives in Alexandria, Virginia, working in the domestic violence unit.

Sampling: Parts 1-4: Not applicable.

Extent of collection: 4 data files + machine-readable documentation (PDF) + SAS data definition statements + SPSS data definition statements

Extent of processing: MDATA.PR/MDATA.ICPSR/UNDOCCHK.ICPSR/CDBK.ICPSR/DEF.ICPSR/SCAN/REFORM.DATA/REFORM.DOC

Logical record length data format with SAS and SPSS data definition statements

Part 1
Alexandria victim interview data

rectangular file structure
106 cases
323 variables
646-unit-long record
1 record per case

Part 2
Virginia Beach victim interview data

rectangular file structure
64 cases
221 variables
487-unit-long record
1 record per case

Part 3
Alexandria repeat offender data

rectangular file structure
2,623 cases
121 variables
406-unit-long record
1 record per case

Part 4
Alexandria police officer survey data

rectangular file structure
133 cases
19 variables
38-unit-long record
1 record per case

Related publication:
Orchowsky, Stan J.

"Evaluation of a coordinated community response to domestic violence: The Alexandria Domestic Violence Intervention Project" (Final Report). NCJ 179974. Washington, DC: National Institute of Justice, September, 1999.

Paternoster, Raymond

Youths and deterrence: Columbia, South Carolina, 1979-1981

(ICPSR 8255)

This study was sponsored by the U.S. Dept. of Justice, National Institute of Justice. The grant numbers are 81-IJ-CX-0023 and 83-IJ-CX-0045.

Summary: This is an investigation of a cohort of high school-aged youth in Columbia, South Carolina. Surveys were conducted in three consecutive years from 1979 to 1981 in nine high schools. Students were interviewed for the first time at the beginning of their

sophomore year in high school. An identical questionnaire was given to the same students when they were in the 11th and 12th grades. The longitudinal data contain respondents' demographic and socioeconomic characteristics, educational aspirations, occupational aims, and peer group activities. Also included is information on offenses committed, the number of times respondents were caught by the police, their attitudes toward deviancy, and perceived certainty of punishment.

Universe: Youth from nine high schools in Columbia, South Carolina.

Extent of collection: 1 data file + machine-readable documentation (PDF) + SAS data definition statements + SPSS data definition statements

Logical record length data format with SAS and SPSS data definition statements

rectangular file structure
3,882 cases
541 variables
1,399-unit-long record
1 record per case

Pearson, Jessica

Divorce mediation and domestic violence in the United States, 1993

(ICPSR 2561)

(included on CD-ROM CD0033)

This study was sponsored by the U.S. Dept. of Justice, National Institute of Justice. The grant number is 93-IJ-CX-0036.

Summary: This study gathered data on policies and procedures for identifying domestic violence issues among divorcing couples and examined divorce mediation practices and policies in cases with allegations of spousal violence. Mediators and court administrators provided information on: (1) whether and how they attempted to gauge the level of domestic abuse and the capacity of divorcing parties to mediate, and (2) common adjustments to the mediation process made to enhance safety in divorce cases where domestic abuse is present. Data collection involved a collaboration with the Association of Family and Conciliation Courts (AFCC) in the administration and analysis of this survey. Court programs providing divorce mediation and/or custody

evaluations in 1993 were targeted. The questionnaire was mailed in late 1993 to 200 institutional members of the AFCC and active providers of family and divorce services in the National Center for State Courts database. A total of 149 public-sector divorce mediation and custody/visitation counseling providers responded. Variables include information on the rules, statutes, or guidelines under which the program operates, case handling procedures prior to mediation or custody/visitation evaluations, and procedures used when clients come to mediation. Information is also provided on the number of paid professional staff, number of custody/visitation mediations and custody/visitation evaluations completed, population of the jurisdiction, the program's relationship to the court, types of orientation programs for parents provided by the court, if the community had any supervised visitation services, and the city and state in which the program is located.

Universe: All public-sector divorce mediation providers in the United States.

Sampling: Institutional members of the Association of Family and Conciliation Courts (AFCC) and active family and divorce service providers from the National Center for State Courts database.

Note: Consistency adjustments were not made by ICPSR.

Extent of collection: 1 data file + machine-readable documentation (PDF) + SAS data definition statements + SPSS data definition statements

Extent of processing: MDATA.PR/ SCAN/ UNDOCCCHK.ICPSR/ CDBK.ICPSR/ DDEF.ICPSR/ REFORM.DOC

Logical record length data format with SAS and SPSS data definition statements

rectangular file structure
149 cases
161 variables
215-unit-long record
1 record per case

Related publications:
Pearson, Jessica

"Divorce mediation and domestic violence" (Final Report). Washington, DC: National Institute of Justice, 1997.

Thoennes, Nancy, Peter Salêm, and Jessica Pearson

"Mediation and domestic violence: Current policies and practices." *Family and Conciliation Courts Review* 33 (January 1995), 6-29.

Pennell, Susan, Christine Curtis, and Jeff Tayman

Illegal immigration and crime in San Diego and El Paso counties, 1985-1986

(ICPSR 9330)

This study was sponsored by the U.S. Dept. of Justice, National Institute of Justice. The grant number is 86-IJ-CX-0038.

Summary: This study was conducted to examine whether a rising crime rate in El Paso, Texas, and San Diego, California, in 1986 could be attributed to, among other factors, the influx of undocumented aliens. Data were collected in the two cities with a focus on serious felony offenses. Variables include level of involvement of undocumented aliens in serious felony arrests in San Diego and El Paso counties, the outcome of serious felony arrest cases involving undocumented persons compared to others arrested for similar offenses, the impact of arrests of undocumented aliens on the criminal justice system in terms of workload and cost, the extent that criminal justice agencies coordinate their efforts to apprehend and process undocumented aliens who have committed serious crimes in San Diego and El Paso counties, and how differences in agency objectives impede or enhance coordination. Data are also provided on how many undocumented persons were arrested/convicted for repeat offenses in these counties and which type of policies or procedures could be implemented in criminal justice agencies to address the issue of crimes committed by undocumented aliens. The collection includes sociodemographic characteristics, citizenship status, current arrest, case disposition, and prior criminal history with additional data from San Diego to compute the costs involving undocumented aliens. Class IV

Universe: Serious felony offense arrests in El Paso County, Texas, and San Diego County, California.

Sampling: In El Paso all arrests for selected offenses were included. In San Diego all homicide and rape arrests were included. A stratified random sample with equal probabilities used to select 40 percent of the arrests was chosen within each of the other offense categories, which included robbery, aggravated assault, burglary, grand theft and motor vehicle theft, receiving stolen property, and felony narcotics offenses.

Extent of collection: 2 data files

Card image data format

Part 1

San Diego County data
rectangular file structure
4,431 cases
128 variables
80-unit-long record
5 records per case

Part 2

El Paso County data
rectangular file structure
2,268 cases
128 variables
80-unit-long record
5 records per case

Related publications:

Pennell, S., and J. Tayman
"The impact of illegal immigration on the criminal justice system." San Diego, CA: San Diego Association of Governments, 1989.

Pennell, S., C. Curtis, and J. Tayman
"Case tracking study documentation: Illegal immigration and crime in San Diego and El Paso counties, FY 1985-1986." Washington, DC: National Institute of Justice and Los Altos, CA: Sociometrics Corporation, 1990.

Piquero, Alex R., Robert Brame, Paul Mazerolle, and Rudy Haapanen

Continuity and change in criminal offending by California Youth Authority parolees released 1965-1984

(ICPSR 3136)

This study was sponsored by U.S. Dept. of Justice, National Institute of Justice. The grant number is 1999-IJ-CX-0058.

Summary: This research project used longitudinal data on 524 serious male juvenile offenders released from California Youth Authority (CYA) institutions from 1965-1984 to examine the relationship between changes in local life circumstances (marriage, employment, drug use, alcohol use, street time) and criminal offending. In particular, the project extended previous research on criminal careers by developing and applying an empirical model that accounted for the joint distribution of violent and nonviolent criminal offending by parolees in their late teens to mid-20s, during a newly recognized developmental period of the life course termed "emerging adulthood." The individuals were released from the CYA at various ages from the late teens to early 20s, but were all followed for a seven-year post-parole period. For each individual, the researchers obtained information on counts of criminal arrests as well as information on exposure time. Violent arrests included murder, rape, aggravated assault, robbery, and other person offenses such as extortion and kidnapping. Nonviolent arrests included burglary, receiving stolen property, grand theft, forgery, and grand theft auto. Within each year, individuals were coded as "free" for the number of months that they were not serving time in jail, prison, or CYA detention. Involvement of the following life circumstances was recorded: (1) alcohol use, (2) heroin use, (3) full-time employment, and (4) marriage. A "month-score" indicating how many months the parolee was employed full-time during the course of each of the seven years of observation was also recorded. Offenders were assumed to have maintained the same status unless a change was noted in the California Department of Corrections files. In addition, the researchers developed an index to gauge an offender's stake in conformity by combining the life circumstances of marriage and full-time employment. Variables in the data include year of follow-up, race, age during that year of follow-up, number of months not serving time, stake in conformity index score, and number of arrests for violent offenses, nonviolent offenses, and total offenses. Dummy variables are provided on alcohol use, heroin use, use of mind-altering drugs, use of uppers/downers, dependence on alcohol or heroin, marital status, common-law marriage, and employment.

Universe: All California Youth Authority parolees released from 1965-1984.

Extent of collection: 1 data file + machine-readable documentation (PDF) + SAS data

definition statements + SPSS data definition statements

Extent of processing: REFORM.DATA/
UNDOCCHK.ICPSR/ CDBK.ICPSR/ DDEF.ICPSR

Logical record length data format with SAS
and SPSS data definition statements

rectangular file structure
3,668 cases
20 variables
28-unit-long record
1 record per case

Related publications:

Piquero, Alex R., Robert Brame, Paul Maze-
rolle, and Rudy Haapanen

"Crime in emerging adulthood: Continuity
and change in criminal offending" (Final
Report). NCJ 186735. Washington, DC:
National Institute of Justice, 2000.

Piquero, Alex R., Robert Brame, Paul Maze-
rolle, and Rudy Haapanen.

"Crime in emerging adulthood." *Criminology*, forthcoming.

Polk, Kenneth

Marion County [Oregon] youth study, 1964–1979

(ICPSR 8334)

(included on CD-ROM CD0030)

This is an investigation of the young men in Marion County, Oregon, between the years 1964 and 1979. The subjects were interviewed in a 12-wave panel study beginning in their sophomore years of high school and continuing to age 30. The original base population was determined through a large scale survey of the county's youth, the male portion consisting of 1,227 individuals. The first wave, conducted in the high schools in 1964, consisted of a 200-item questionnaire. The second wave, the first in the longitudinal design, involved face-to-face interviews with a 225-item instrument. The ten subsequent waves of the study were conducted by mail, at nearly year intervals. The interview schedules are concerned with the issues of coming of age such as family relations, school performance, educational plans, dating, drinking, drug use, military service, delinquency, offenses and dispositions (civilian and military), and Vietnam experiences. The collection consists of a data file that has been organized so that each of the 1,227 respondents

is represented by 36 separate records. This results in a total of 44,172 records, each with a logical record length of 162. The first 22 records contain data on 800 distinct variables gathered in the 12 waves of interviews. Records 26–28 are for the 17 variables associated with the juvenile and adult offense data. There are 15 socioeconomic variables, gathered for the "random sample group" only, which are found in record 29. The last seven records contain 400 variables that concern careers and Vietnam experiences. Class IV

Extent of collection: 1 data file + machine-readable documentation (PDF) + SAS data definition statements + SPSS data definition statements

Pontell, Henry N., Kitty Calavita, and Robert Tillman

Fraud in the savings and loan industry in California, Florida, Texas, and Washington, DC: White-collar crime and government response, 1986–1993

(ICPSR 6790)

Summary: The purpose of this study was to gain an understanding of the factors that contributed to the epidemic of fraud in the savings and loan ("thrift") industry, the role that white-collar crime played, and the government response to this crisis. The researchers sought to describe the magnitude, role, and nature of thrift crime, analyze factors related to the effectiveness of law enforcement control of savings and loan fraud, and develop the broader implications, from both a theoretical and a policy perspective. Data consist of statistics from various government agencies and focus on all types of thrift, i.e., solvent and insolvent, that fall under the jurisdiction of the Office of Thrift Supervision in Florida, Texas, and California and all insolvent thrifts under the control of the Resolution Trust Corporation (RTC) in Washington, DC. The study focused on Texas, California, and Florida because of the high numbers of savings and loan failures, instances of fraud, and executives being indicted. However, as the study progressed, it became clear that the frauds and failures were nationwide, and while many of the crimes were located in these three states, the individuals involved may have been located elsewhere. Thus, the scope of the study was expanded to provide a national perspective. Parts 1 and 2, Case and Defendant Data, provide information from the Ex-

ecutive Office of United States Attorneys on referrals, investigations, and prosecutions of thrifts, banks, and other financial institutions. Part 1 consists of data about the cases that were prosecuted, the number of institutions victimized, the state in which these occurred, and the seriousness of the offense as indicated by the dollar loss and the number of victims. Part 2 provides information on the defendant's position in the institution (director, officer, employee, borrower, customer, developer, lawyer, or shareholder) and disposition (fines, restitution, prison, probation, or acquittal). The relevant variables associated with the Resolution Trust Corporation (Part 3, Institution Data) describe indictments, convictions, and sentences for all cases in the respective regions, organizational structure and behavior for a single institution, and the estimated loss to the institution. Variables coded are ownership type, charter, home loans, brokered deposits, net worth, number of referrals, number of individuals referred, assets and asset growth, ratio of direct investments to total assets, and total dollar losses due to fraud. For Parts 4 and 5, Texas and California Referral Data, the Office of Thrift Supervision (OTS) provided data for what is called Category I referrals for California and Texas. Part 4 covers Category I referrals for Texas. Variables include the individual's position in the institution, the number of referrals, and the sum of dollar losses from all referrals. Part 5 measures the total dollar losses due to fraud in California, the total number of criminal referrals, and the number of individuals indicted.

Universe: White-collar savings and loan crime cases in the United States.

Sampling: Four major sites were chosen for the study: California, Florida, Texas, and Washington, DC. The first three sites were chosen either because of the high numbers of savings and loan failures and frauds in the 1980s or because of the high number of executives that were being indicted. Washington, DC, was chosen because it is home to numerous federal agencies whose staffs were available to be interviewed.

Note: Interview data collected during this project are not available as part of this data collection.

Restrictions: To preserve respondent privacy, certain identifying variables in Part 1 are restricted from general dissemination. Users interested in obtaining these data should follow the procedures for obtaining restricted-

access data collections described in the preface to this catalog.

Extent of collection: 5 data files + machine-readable documentation (PDF) + SAS data definition statements + SPSS data definition statements

Extent of processing: REFORM.DATA/
DDEF.ICPSR/ CDBK.ICPSR/ MDATA.ICPSR/
REFORM.DOC/ UNDOCCHK.ICPSR/

Logical record length data format with SAS and SPSS data definition statements

Part 1

Case data

rectangular file structure
646 cases
41 variables
768-unit-long record
1 record per case

Part 2

Defendant data

rectangular file structure
1,098 cases
21 variables
155-unit-long record
1 record per case

Part 3

Institution data

rectangular file structure
686 cases
39 variables
510-unit-long record
1 record per case

Part 4

Texas referral data

rectangular file structure
1,568 cases
6 variables
22-unit-long record
1 record per case

Part 5

California referral data

rectangular file structure
1,361 cases
6 variables
32-unit-long record
1 record per case

Related publication:

Pontell, Henry N., Kitty Calavita, and Robert Tillman

"Fraud in the savings and loan industry:
White-collar crime and government re-

sponse" (Final Report). Washington, DC: National Institute of Justice, 1994.

Riley, Kevin Jack, and Bruce Hoffman

Domestic terrorism: Assessment of state and local preparedness in the United States, 1992

(ICPSR 6566)

(included on CD-ROM CD0014)

This study was sponsored by the U.S. Dept. of Justice, National Institute of Justice. The grant number is 91-IJ-CX-0019.

Summary: This project sought to analyze states' and municipalities' terrorism preparedness as a means of providing law enforcement with information about the prevention and control of terrorist activities in the United States. To accomplish this objective, a national survey of state and local law enforcement agencies was conducted to assess how law enforcement agencies below the federal level perceive the threat of terrorism in the United States and to identify potentially promising anti- and counter-terrorism programs currently used by these jurisdictions. For the purposes of this survey, the researchers used the legal definition of terrorism as provided by the Federal Bureau of Investigation (FBI), which is "the unlawful use of force or violence against persons or property to intimidate or coerce a government, the civilian population, or any segment of either, to further political or social objectives." However, incidents reported by state or local law enforcement agencies as potential terrorist incidents often are reclassified as ordinary crimes by the FBI if the FBI investigation does not reveal evidence that more than one crime was intended to be committed or that a network of individuals had prepared to carry out additional acts. Since these reported potential terrorist incidents may provide important early warnings that an organized terrorism effort is emerging, the researchers broadened the official definition to include suspected incidents and state and local officials' perceptions of crime due to terrorism. Three distinct jurisdictions with overlapping responsibilities for terrorism preparedness were surveyed in this study: (1) state law enforcement agencies, in most cases the state police, (2) organizations with emergency preparedness responsibilities and statewide authority but with limited powers of law enforcement, and (3) local law enforcement

agencies, such as municipal police and sheriff departments. Similar questions were asked for all three jurisdiction groups. Variables pertaining to the organization include questions about contingency plans, guidelines, and special police training for dealing with threats of terrorism, the amount and types of information and resources exchanged among various agencies, and whether the agency had a special terrorism unit and, if so, its duties. Variables dealing with threat assessment include whether the agency had identified right-wing, left-wing, international, ethnic/emigre, or special-issue terrorist groups within their jurisdiction and how many incidents were attributed to each group. Additional variables provide information on whether the agency was involved in investigating any terrorist incidents and the type of support received from other agencies for these investigations. The risk assessment section of the survey sought information on whether the agency had conducted a risk assessment and what potential terrorist targets were present in their jurisdiction. Questions in the threat environment section cover the respondent's assessment of the impact of the Persian Gulf War, the agency's sources of information pertaining to terrorism, the likelihood of terrorist attacks on various major installations nationally, and the likelihood of a major attack in their jurisdiction. Administrative variables include the number of sworn officers or professional staff, number of support staff, department's budget for the current fiscal year, whether the agency received federal funds, and what percentage of the federal funds were used for anti-terrorism efforts.

Universe: All state and local law enforcement agencies in the United States.

Sampling: No sampling was necessary for the state law enforcement and emergency management agencies. For the local law enforcement agencies, a two-part sampling frame was used. For the population-based sample, 12 counties in each census region were selected. To select these 12 counties, the three largest counties from each region were selected using the 1990 Census population estimates, subject to the constraint that no two came from the same state. Next, from each regional pool, a simple random sample of three counties was drawn for the remaining counties in which the population exceeded 500,000, for counties with populations between 100,000 and 500,000, and for counties with populations less than 100,000. For each county selected, the municipal or county enforcement agency of the county seat and two

additional jurisdictions were selected to complete the survey. When possible, the selection process of those jurisdictions was random. To supplement the population-based sample, 139 locations were specifically targeted that had experienced terrorist activity in the past or that housed potential terrorist targets, such as nuclear facilities and military installations.

Note: Research for this project was completed in January 1993, one month before the bombing of the World Trade Center in New York City. The effect that this incident may have had on state and local law enforcement terrorism planning or response measures would not be reflected in this data.

Extent of collection: 3 data files + machine-readable documentation (text) + SAS data definition statements + SPSS data definition statements + data collection instruments

Extent of processing: REFORM.DATA/ SCAN/ UNDOCCHK.ICPSR/ CDBK.ICPSR/ DDEF.ICPSR

Logical record length data format with SAS and SPSS data definition statements

Part 1

State law enforcement agency data

rectangular file structure

39 cases

236 variables

289-unit-long record

1 record per case

Part 2

State emergency management organization data

rectangular file structure

39 cases

187 variables

233-unit-long record

1 record per case

Part 3

Local and municipal law enforcement agency data

rectangular file structure

148 cases

233 variables

319-unit-long record

1 record per case

Related publication:

Riley, Kevin Jack, and Bruce Hoffman

"Domestic terrorism: A national assessment of state and local preparedness."
Santa Monica, CA: RAND, 1995.

Shannon, Lyle W.

Juvenile delinquency and adult crime, 1948-1977 [Racine, Wisconsin]: City ecological data

(ICPSR 8164)

(included on CD-ROMs CD0014 and CD0024)

This study was sponsored by the U.S. Dept. of Justice, National Institute of Justice. The grant number is 79-NI-AX-0081.

Summary: These data, intended for use in conjunction with **Juvenile delinquency and adult crime, 1948-1977 [Racine, Wisconsin]: Three birth cohorts** (ICPSR 8163), are organized into two different types: Block data and Home data. Part 1, Block Data, contains the characteristics of each block in Racine for the years 1950, 1960, and 1970 as selected from the United States Census of Housing for each of these years. The data are presented for whole blocks for each year and for blocks agglomerated into equal spaces so that comparison may be made between the 1950, 1960, and 1970 data. In addition, land use and target density (gas stations, grocery and liquor stores, restaurants, and taverns) measures are included. The data were obtained from land use maps and city directories. These block data have been aggregated into census tracts, police grid areas, natural areas, and neighborhoods for the purpose of describing the spatial units of each in comparable fashion for 1950, 1960, and 1970. The information contained within the Block Data file is intended to be used to merge ecological data with any of the files described in the ICPSR 8163 codebook. The Home datasets (Parts 2-6) contain selected variables from the Block Data file merged with the Cohort Police Contact data or the Cohort Interview data from ICPSR 8163. The Home datasets represent the merged files used by the principal investigators for their analysis and are included here only as examples of how the files from ICPSR 8163 may be merged with the Block data.

Universe: Residents of Racine, Wisconsin, in 1950, 1960, 1970 and 1976.

Note: The dates indicated in the file names refer to the dates in the ICPSR 8163 dataset. Racine, Wisconsin, area maps are available only in hardcopy form upon request from ICPSR. Users of the data with questions regarding this study or ICPSR 8163 should contact Professor Lyle W. Shannon, Iowa Ur-

ban Community Research Center, University of Iowa, Iowa City, IA 52242.

Extent of collection: 6 data files + machine-readable documentation (text) + SAS data definition statements + SPSS data definition statements

Extent of processing: MDATA.ICPSR/
UNDOCCHK.ICPSR' DDEF.ICPSR

Logical record length data format with SAS and SPSS data definition statements

Part 1

Block data

rectangular file structure
1,673 cases
173 variables
998-unit-long record
1 record per case

Parts 2-4

1942, 1949, 1955 continuous residence home data

rectangular file structure
633 to 2,149 cases per part
261 variables
773-unit-long record
2 records per case

Parts 5-6

1942 and 1949 interviewed home data

rectangular file structure
333 to 556 cases per part
261 variables
773-unit-long record
2 records per case

Shannon, Lyle W.

Juvenile delinquency and adult crime, 1948-1977 [Racine, Wisconsin]: Three birth cohorts

(ICPSR 8163)

(included on CD-ROMs CD0014, CD0024, and CD0030)

This study was sponsored by the U.S. Dept. of Justice, National Institute of Justice. The grant number is 84-IJ-CX-0013.

Summary: This data collection contains information on juvenile delinquency and adult

crime for three birth cohorts born in 1942, 1949, and 1955 in Racine, Wisconsin. These individual-level data are organized into three basic types: police contact data for the three cohorts, interview and contact data for the 1942 and 1949 cohorts, and contact data classified by age for all three cohorts. The police contact data include information on the type and frequency of police contacts by individual as well as the location, date, and number of the first contact. The interview datasets contain information on police contacts and a number of variables measured during personal interviews with the 1942 and 1949 cohorts. The interview variables include retrospective measures of the respondents' attitudes toward the police and a variety of other variables such as socioeconomic status and age at marriage. The age-by-age datasets provide juvenile court and police contact data classified by age.

Extent of collection: 8 data files + machine-readable documentation (text) + SAS data definition statements + SPSS data definition statements

Extent of processing: UNDOCCHK.ICPSR/
RECODE/CDBK.ICPSR/ DDEF.ICPSR/
REFORM.DATA

Logical record length data format with SAS and SPSS data definition statements

Parts 1-3

Police contact data, 1942, 1949, and 1955

rectangular file structure
1,352 to 2,676 cases per part
1,099 to 1,268 variables per part
949-unit-long record
4 records per case

Parts 4-5

Interview data, 1942 and 1949

rectangular file structure
1,352 to 2,099 cases per part
416 variables
613-unit-long record
1 record per case

Parts 6-8

Age-by-age data, 1942, 1949, and 1955

rectangular file structure
706 to 2,149 cases per part
468 to 744 variables per part
943 to 950-unit-long record per part
2 to 3 records per case per part

Sheley, Joseph F., and James D. Wright

National survey of weapon-related experiences, behaviors, and concerns of high school youth in the United States, 1996

(ICPSR 2580)

This study was sponsored by the U.S. Dept. of Justice, National Institute of Justice. The grant number is 94-IJ-CX-0033.

Summary: This national-level survey of youth was undertaken to gather detailed behavioral and attitudinal data concerning weapons and violence. The research project sought to obtain information from a broad sample of high-school-aged youth to achieve diversity regarding history, cultural background, population size and density, urban and nonurban mix, economic situation, and class, race, and ethnic distributions. Data for the study were derived from two surveys conducted during the spring of 1996. The first survey was a lengthy questionnaire that focused on exposure to weapons (primarily firearms and knives) and violence, and was completed by 733 10th- and 11th-grade male students. Detail was gathered on all weapon-related incidents up to 12 months prior to the survey. The second survey, consisting of a questionnaire completed by 48 administrators of the 53 schools that the students attended, provided information regarding school characteristics, levels of weapon-related activity in the schools, and anti-violence strategies employed by the schools. The student survey covered demographic characteristics of the respondent, family living situations, educational situations and aspirations, drug, criminal, and gang activities, crime- and violence-related characteristics of family and friends, respondent's social and recreational activities, exposure to violence generally, personal victimization history, and possession of and activities relating to firearms and knives. Administrators were asked to provide basic demographic data about their schools and to rate the seriousness of violence, drugs, guns, and other weapons in their institutions. They were asked to provide weapon-related information about the average male junior in their schools as well as to estimate the number of incidents involving types of weapons on school grounds during the past three years. The administrators were also asked to identify, from an extensive list of violence reduction measures, those that were practiced at their schools. Variables are also provided about

the type of school, grades taught, enrollment, and size of the community. In addition to the data collected directly from students and school administrators, Census information concerning the cities and towns in which the sampled schools were located was also obtained. Census data include size of the city or town, racial and ethnic population distributions, age, gender, and educational attainment distributions, median household and per capita income distributions, poverty rates, labor force and unemployment rates, and violent and property crime rates.

Universe: Male high school students and high schools in the United States.

Sampling: Random sample of high schools, 10-percent sample of enrolled male high school students.

Note: The administrator responses, census data, and school data are attached to each student record in the data file. Information on how to select the first occurrence of these data for each school from repeated occurrences is provided in the codebook.

Extent of collection: 1 data file + machine-readable documentation (PDF) + SAS data definition statements + SPSS data definition statements

Extent of processing: DDEF.ICPSR/ RECODE/ MDATA.ICPSR/ REFORM.DATA/ REFORM.DOC/ SCAN/ UNDOCCHK.ICPSR

Logical record length data format with SAS and SPSS data definition statements

rectangular file structure
733 cases
261 variables
418-unit-long record
1 record per case

Related publications:

Sheley, Joseph F., and James D. Wright
"High school youth, weapons, and violence: A national survey of weapon-related experiences, behaviors, and concerns" (Final Report). Washington, DC: National Institute of Justice, 1998.
Sheley, Joseph F., and James D. Wright
"High school youths, weapons, and violence: a national survey" (Research in Brief). Washington, DC: National Institute of Justice, 1998.

Sheley, Joseph F., James D. Wright, and M. Dwayne Smith

Firearms, violence, and youth in California, Illinois, Louisiana, and New Jersey, 1991

(ICPSR 6484)

(included on CD-ROM CD0014)

This study was sponsored by the U.S. Dept. of Justice, National Institute of Justice. The grant number is 90-IJ-CX-0024.

Summary: Violence committed by and against juveniles was the focus of this study. Two groups were examined: incarcerated (criminally active) juveniles and students in inner-city high schools, since these youths are popularly considered to engage in and experience violence (especially gun-related violence), to belong to urban street gangs, and to participate in the drug trafficking thought to lead to excessive gun violence. Self-administered questionnaires were completed by 835 male inmates in six correctional facilities and 1,663 male and female students from ten inner-city high schools in California, Illinois, Louisiana, and New Jersey. Data collection took place during January through April of 1991. To maximize response rates, inducements of five dollars were offered to the inmates, Spanish-language versions of the questionnaire were provided to inmates who preferred them, and personal interviews were conducted with inmates whose reading skills were less than sufficient to complete the questionnaire on their own. In four schools, principals permitted the inducements to be offered to students to participate in the study. As with the inmate survey, a Spanish-language version of the questionnaire was provided to students who preferred it. The questionnaires covered roughly the same core topics for both inmates and students. Items included questions on sociodemographic characteristics, school experiences, gun ownership, gun use for several types of firearms, gun acquisition patterns, gun-carrying habits, use of other weapons, gang membership and gang activities, self-reported criminal histories, victimization patterns, drug use, alcohol use, and attitudes concerning guns, crime, and violence. In both questionnaires, the majority of the items covered firearms knowledge, acquisition, and use. The remaining items in the inmate survey primarily covered criminal behavior and, secondarily, victimization histo-

ries. In the student survey, these priorities were reversed.

Universe: Male youths incarcerated in six juvenile corrections facilities in California, Illinois, New Jersey, and Louisiana, and male and female students attending public schools proximate to the six correctional facilities.

Sampling: The site selection strategy specifically targeted areas in which gun-related activities were considered relatively extensive. Although technically not generalizable, the sites were also not to deviate obviously or seriously from most sites. To sample criminally active youth, inmates in the chosen states' major juvenile corrections facilities were sought. To sample inner-city students, high school students (ninth- through twelfth-graders) in large public schools in major cities near the correctional facilities were targeted.

Note: Users are encouraged to obtain a copy of the Final Report for further details of the representativeness of the respondents.

Extent of collection: 2 data files + machine-readable documentation (text) + SAS data definition statements + SPSS data definition statements + data collection instruments

Extent of processing: UNDOCCHK.ICPSR/MDATA.PR/DDEF.ICPSR/REFORM.DOC/REFORM.DATA

Logical record length data format with SAS and SPSS data definition statements

Part 1
Inmate data
rectangular file structure
835 cases
370 variables
480-unit-long record
1 record per case

Part 2
Student data
rectangular file structure
1,663 cases
306 variables
374-unit-long record
1 record per case

Related publications:
Sheley, Joseph F.
"Drug activity and firearms possession and use by juveniles." *Journal of Drug Issues* 24 (1994), 363-382.

Sheley, Joseph F., and James D. Wright
"Motivations for gun possession and carrying among serious juvenile offenders."
Behavioral Sciences and the Law 11
(1993), 375-378.

Sheley, Joseph F., James D. Wright, and
M. Dwayne Smith
"Firearms, violence and youth: A report of
research findings" (Final Report). Wash-
ington, DC: National Institute of Justice,
1993.

Shover, Neal

**Perceptual deterrence and desistance
from crime: A study of repetitive
serious property offenders in
Tennessee, 1987-1988**

(ICPSR 9971)

This study was sponsored by the U.S. Dept.
of Justice, National Institute of Justice. The
grant number is 86-IJ-CX-0068.

Summary: For this data collection, offenders
confined to prison were surveyed to examine
the utility of deterrence theory variables as
predictors of differential desistance from ser-
ious property crimes. The investigators also
examined subjects' "criminal calculus," that
is, their expectations of the likely gains and
losses of further criminal behavior and the
conditions under which they likely would
commit further crimes. Specifically, the data
explored whether decisions to commit crime
are based on assessment of potential returns
from alternate courses of action and the risk
of legal sanctions. Sixty repeat offenders who
had served one or more prison sentences
were asked about their history of criminal ac-
tivity, reasons for committing crimes, expec-
tations of future criminal activities, and likely
consequences of committing crimes. Data
were collected in pre-release interviews in
1987 and 1988 as part of a larger study. Vari-
ables include age; education; age at first ar-
rest; alcohol and drug use as a juvenile, as a
young adult, and as a mature adult; past
crimes; willingness to commit specific prop-
erty crimes; reasons for being willing or un-
willing to commit specific property crimes; ex-
pectations of arrest subsequent to actual
crimes committed; and the likelihood of future
criminal activity.

Universe: Jail and prison inmates in Tennes-
see with a demonstrated preference for prop-
erty crimes.

Sampling: All members of the sample were
neering completion of a jail or prison sen-
tence, and were selected for their demon-
strated preference for property crimes. Of
75 inmates asked to participate in the study,
60 agreed to answer questionnaires. Fifty-
eight of the subjects had served at least one
prison sentence, while the other two had
served one or more jail sentences.

Extent of collection: 1 data file + machine-
readable documentation (PDF) + SAS data
definition statements + SPSS data definition
statements

Extent of processing: MDATA.PR/ REFORM.DOC/
UNDOCCHK.PR/ DDEF.ICPSR

**Card image data format with SAS and SPSS
data definition statements**

rectangular file structure
60 cases
187 variables
80-unit-long record
5 records per case

Related publications:
Honaker, D.

"Aging, peers, and the propensity for crime:
A contextual analysis of criminal decision-
making." NCJ 133531. Washington, DC:
National Institute of Justice, 1990.

Shover, N., and D. Honaker
"Socially bounded decision making of per-
sistent property offenders." NCJ 140224.
Howard Journal of Criminal Justice 31, 4
(November 1992), 276-293.

Tunnel, K.D.
"Choosing crime: Close your eyes and
take your chances." *Justice Quarterly* 7
(1990), 673-690.

Singer, Simon I.

**Deterrent effects of the New York
juvenile offender law, 1974-1984**

(ICPSR 9324)

(included on CD-ROM CD0014)

This study was sponsored by the U.S. Dept.
of Justice, National Institute of Justice. The
grant number is 85-IJ-CX-0026.

Summary: This data collection was designed
to assess the effects of the New York Juvenile
Offender Law on the rate of violent crime
committed by juveniles. The data were col-

lected to estimate the deterrent effects of the law and to permit the use of an interrupted time-series model to gauge the effects of intervention. The deterrent effects of the law are assessed on five types of violent offenses over a post-intervention period of 75 months using two comparison time series to control for temporal and geographical characteristics. One time series pertains to the monthly juvenile arrests of 16- to 19-year-olds in New York City, and the other covers monthly arrests of juveniles aged 13 to 15 years in Philadelphia, Pennsylvania, the control jurisdiction. Included in the collection are variables concerning the monthly rates of violent juvenile arrests for homicide, rape, assault, arson, and robbery for the two juvenile cohorts. These time series data were compiled from records of individual police jurisdictions that reported monthly arrests to the Uniform Crime Reporting Division of the Federal Bureau of Investigation.

Universe: Juveniles arrested by police between January 1974 and December 1984 in the state of New York and in Philadelphia, Pennsylvania.

Sampling: Juvenile arrests reported by police between January 1974 and December 1984 in New York City, upstate New York, and Philadelphia, Pennsylvania. The monthly data for Philadelphia were collected to serve as a control series for comparison with the New York series.

Extent of collection: 1 data file + machine-readable documentation (text) + SAS data definition statements + SPSS data definition statements

Extent of processing: UNDOCCHK.ICPSR/REFORM.DATA/SCAN/ DDEF.ICPSR

Logical record length data format

rectangular file structure
132 cases
26 variables
56-unit-long record
3 records per case

Related publication:

Singer, S.I., and D. McDowall
"Criminalizing delinquency: The deterrent effects of the New York juvenile offender law." *Law and Society Review* 22 (1988), 521-535.

Smith, Barbara E., and Robert C. Davis

Evaluation of victim services programs funded by "STOP Violence Against Women" grants in the United States, 1998-1999

(ICPSR 2735)

(included on CD-ROM CD0033)

This study was sponsored by the U.S. Dept. of Justice, National Institute of Justice. The grant number is 96-WT-NX-0003.

Summary: This project investigated the effects of Violence Against Women Act (VAWA) STOP (Services, Training, Officers, Prosecutors) funds with respect to the provision of victim services by criminal justice-based agencies to domestic assault, stalking, and sexual assault victims. Violence Against Women grants were intended "to assist states, Indian tribal governments, and units of local government to develop and strengthen effective law enforcement and prosecution strategies to combat violent crimes against women, and to develop and strengthen victim services in cases involving violent crimes against women." Domestic violence and sexual assault were identified as primary targets for the STOP grants, along with support for under-served victim populations. Two types of programs were sampled in this evaluation. The first was a sample of representatives of STOP grant programs, from which 62 interviews were completed (Part 1, Criminal Justice Victim Service Program Survey Data). The second was a sample of 96 representatives of programs that worked in close cooperation with the 62 STOP program grantees to serve victims (Part 2, Ancillary Programs Survey Data). General questions from the STOP program survey (Part 1) covered types of victims served, years program had been in existence, types of services provided, stages when services were provided, number of victims served by the program the previous year, the program's operating budget, and primary and secondary funding sources. Questions about the community in which the program operated focused on types of services for domestic violence and/or sexual assault victims that existed in the community, if services provided by the program complemented or overlapped those provided by the community, and a rating of the community's coordinated response in providing services. Questions specific to the activities supported by the STOP grant included the amount of the grant award, if the STOP grant was used to start the program or to expand services

and if the latter, which services, and whether the STOP funds changed the way the program delivered services, changed linkages with other agencies in the community, increased the program's visibility in the community, and/or impacted the program's stability. Also included were questions about under-served populations being served by the program, the impact of the STOP grant on victims as individuals and on their cases in the criminal justice system, and the program's impact on domestic violence, stalking, and sexual assault victims throughout the community. Data from the ancillary programs survey (Part 2) pertain to types of services provided by the program, if the organization was part of the private sector or the criminal justice system, and the impact of the STOP program in the community on various aspects of services provided and on improvements for victims.

Universe: STOP programs awarded to criminal justice agencies for the delivery of services to domestic violence, sexual assault, and stalking victims.

Sampling: STOP grants awarded to law enforcement, prosecution, and court organizations to provide services for victims were selected from the Urban Institute's database of 1996 and 1997 Subgrant Award Reports (SARs). Based on the distribution of these 182 SARs across states, an interview quota for each state was determined that was proportional to the number of eligible STOP grants that each state had. Within each state, the eligible STOP grant programs were ordered using a random algorithm. Programs were called in the order of their ranking, starting with programs with the lowest ranks, until the quota was filled for that state. Ancillary programs and contact staff persons at the ancillary programs were identified by STOP program interviewees.

Extent of collection: 2 data files + machine-readable documentation (PDF) + SAS data definition statements + SPSS data definition statements

Extent of processing: MDATA.PR/ REFORM.DAT/ REFORM.DOC/ UNDOCCHK.ICPSR/ MDATA.ICPSR/ DDEF.ICPSR

Logical record length data format with SAS and SPSS data definition statements

**Part 1
Criminal justice victim service program survey data**

rectangular file structure
62 cases
102 variables
118-unit-long record
1 record per case

**Part 2
Ancillary programs survey data**

rectangular file structure
96 cases
36 variables
38-unit-long record
1 record per case

Related publication:

Smith, Barbara E., Robert C. Davis, and Laura B. Nickles

"Impact evaluation of victim services programs: STOP grants funded by the violence against women act" (Final Report). Washington, DC: National Institute of Justice, 2000.

Spergel, Irving A., and G. David Curry

National youth gang intervention and suppression survey, 1980-1987

(ICPSR 9792)

Summary: This survey was conducted under the National Youth Gang Intervention and Suppression Program. The primary goals of the program were to assess the national scope of the gang crime problem, to identify promising programs and approaches for dealing with the problem, to develop prototypes from the information gained about the most promising programs, and to provide technical assistance for the development of gang intervention and suppression programs nationwide. The survey was designed to encompass every agency in the country that was engaged or had recently engaged in organized responses specifically intended to deal with gang crime problems. Cities were screened with selection criteria including the presence and recognition of a youth gang problem and the presence of a youth gang program as an organized response to the problem. Respondents were classified into several major categories and subcategories: law enforcement (mainly police, prosecutors, judges, probation, corrections and parole); schools (subdivided into security and academic personnel); community, county, or

state planners; other; and community/service (subdivided into youth service, youth and family service/treatment, comprehensive crisis intervention, and grassroots groups). These data include variables coded from respondents' definitions of the gang, gang member, and gang incident. Also included are respondents' historical accounts of the gang problems in their areas. Information on the size and scope of the gang problem and response was also solicited.

Universe: The population includes all participants in community-based gang intervention and suppression programs in the continental United States that could be identified in 1987.

Sampling: Of the 45 cities and sites meeting the selection criteria, 21 were classified as "chronic" and 24 as "emerging" youth gang problem cities. Once a city or jurisdiction was included in the survey, a snowball sampling technique was employed. The initial respondent was asked for a list of other key agencies involved in the community's organized gang response. Each of the identified people at these agencies was subsequently contacted and also asked for such a list, and the interviewer assigned to the city continued to contact actors until all actors' lists were exhausted. Data were collected on 254 respondents.

Note: The case count for Part 1 includes six additional respondents.

Extent of collection: 5 data files + machine-readable documentation (text) + data collection instrument

Extent of processing: MDATA.PR/ DDEF.ICPSR

Logical record length data format with SAS and SPSS data definition statements (for Part 1 only)

Part 1

National survey data
rectangular file structure
254 cases
143 variables
863-unit-long record
1 record per case

Parts 2-5

Original interview data, 1-4
rectangular file structure
248 cases per part
55 to 116 variables per part
1,167- to 2,518-unit-long record per part
1 record per case

Related publications:

- Curry, G. David, and Rodney W. Thomas
"Community organization and gang policy response." NCJ 140446. *Journal of Quantitative Criminology* 8,4 (December 1992), 357-374.
- Spergel, Irving A., and G. David Curry
"The national youth gang survey: A research and development process." In Arnold Goldstein and C. Ronald Huff (eds.), *Gang intervention handbook*. Champaign-Urbana, IL: Academic Press, 1992.
- Spergel, Irving A., G. David Curry, R.E. Ross, and R. Chance
"Survey of youth gang problems and programs in 45 cities and 6 sites." NCJ 132952. *Gang problems and responses, Volume 2*. Washington, DC: Office of Juvenile Justice and Delinquency Prevention, 1990.

Steadman, Henry J., Pamela Clark Robbins, and Carmen Cirincione

Mental disorder and violent crime: A 20-year cohort study in New York State, 1968-1988

(ICPSR 9978)

(included on CD-ROM CD0014)

This study was sponsored by the U.S. Dept. of Justice, National Institute of Justice. The grant number is 88-IJ-CX-0039.

Summary: The objectives of this study were (1) to compare long-term patterns of violent crime for mentally disordered patients and for prison inmates, and (2) to evaluate predictive validity of a diagnosis of schizophrenia for subsequent arrests for violent crimes. For the purposes of this data collection, violent crimes were defined as including murder, manslaughter, rape, assault, kidnapping, and sodomy. The study analyzed individual state mental hospital patients and inmates of state prisons in New York State over a 20-year span. In the process of obtaining information regarding the individuals, three different areas were focused on: hospital, incarceration, and arrest histories. Variables for hospital histories include inpatient hospitalizations, admission and discharge dates, legal status for all state hospitals through 1988, primary diagnosis for target and most recent admissions, and placements in New York State Department of Correctional Services mental hospitals. Incarceration history variables include time spent in adult state prisons, incar-

cerations through 1988, and dates of release (including reentry to community on parole, outright release, or escape). Arrest histories include information the subject's first adult arrest through 1988 (only the most serious charge for each incident is recorded) and out-of-state arrests, when available. Demographic variables include age, race, and date of birth.

Universe: (1) Male offenders 18 to 65 years old admitted to New York state prisons in 1968 and 1978, except for within-state transfers, those returning from mental hospitals, and those in city or county jails, and (2) male patients 18 to 65 years old admitted to New York state psychiatric centers in 1968 and 1978, exempting those transferred from other state hospitals and those admitted to special facilities for the mentally retarded or for alcoholics, to a Department of Correctional Services-operated mental health facility, or to special secure facilities.

Extent of collection: 1 data file + machine-readable documentation (text) + SAS data definition statements + SPSS data definition statements + data collection instrument

Extent of processing: DDEF.ICPSR/ SCAN/MDATA.ICPSR/ UNDOCCHK.PR

Card image data format with SAS and SPSS data definition statements

rectangular file structure
1,593 cases
1,066 variables
80-unit-long record
29 records per case

Related publications:

Cirincione, Carmen, Henry J. Steadman, Pamela C. Robbins, and John Monahan
"Mental illness as a factor in criminality: A study of prisoners and mental patients." *Criminal Behavior and Mental Health* 4, 1 (1994), 33-47.

Cirincione, Carmen, Henry J. Steadman, Pamela C. Robbins, and John Monahan
"Schizophrenia as a contingent risk factor for criminal violence." *International Journal of Law and Psychiatry* 15, 4 (Fall 1992), 347-358.

Street, Lloyd

Study of race, crime, and social policy in Oakland, California, 1976-1982

(ICPSR 9961)

This study was sponsored by the U.S. Dept. of Justice, National Institute of Justice. The grant number is 80-IJ-CX-0079.

Summary: In 1980, the National Institute of Justice awarded a grant to the Cornell University College of Human Ecology for the establishment of the Center for the Study of Race, Crime, and Social Policy in Oakland, California. This center mounted a long-term research project that sought to explain the wide variation in crime statistics by race and ethnicity. Using information from eight ethnic communities in Oakland, California, representing working- and middle-class Black, white, Chinese, and Hispanic groups, as well as additional data from Oakland's justice systems and local organizations, the center conducted empirical research to describe the criminalization process and to explore the relationship between race and crime. The differences in observed patterns and levels of crime were analyzed in terms of: (1) the abilities of local ethnic communities to contribute to, resist, neutralize, or otherwise affect the criminalization of its members, (2) the impacts of criminal justice policies on ethnic communities and their members, and (3) the cumulative impacts of criminal justice agency decisions on the processing of individuals in the system. Administrative records data were gathered from two sources, the Alameda County Criminal-Oriented Records Production System (CORPUS) (Part 1) and the Oakland District Attorney Legal Information System (DALITE) (Part 2). In addition to collecting administrative data, the researchers also surveyed residents (Part 3), police officers (Part 4), and public defenders and district attorneys (Part 5). The eight study areas included a middle- and low-income pair of census tracts for each of the four racial/ethnic groups: white, Black, Hispanic, and Asian. Part 1, Criminal-Oriented Records Production System (CORPUS) Data, contains information on offenders' most serious felony and misdemeanor arrests, dispositions, offense codes, bail arrangements, fines, jail terms, and pleas for both current and prior arrests in Alameda County. Demographic variables include age, sex, race, and marital status. Variables in Part 2, District Attorney Legal Information System (DALITE) Data, include current and prior charges; days from offense to charge, disposition, and arrest; plea agree-

ment conditions; final results from both municipal court and superior court; sentence outcomes; date and outcome of arraignment, disposition, and sentence; number and type of enhancements; numbers of convictions, mistrials, acquittals, insanity pleas, and dismissals; and factors that determined the prison term. For Part 3, Oakland Community Crime Survey Data, researchers interviewed 1,930 Oakland residents from eight communities. Information was gathered from community residents on the quality of schools, shopping, and transportation in their neighborhoods; the neighborhood's racial composition; neighborhood problems, such as noise, abandoned buildings, and drugs; level of crime in the neighborhood; chances of being victimized; how respondents would describe certain types of criminals in terms of age, race, education, and work history; community involvement, crime prevention measures; the performance of the police, judges, and attorneys; victimization experiences; and fear of certain types of crimes. Demographic variables include age, sex, race, and family status. For Part 4, Oakland Police Department Survey Data, Oakland County police officers were asked about why they joined the police force, how they perceived their role, aspects of a good and a bad police officer, why they believed crime was down, and how they would describe certain beats in terms of drug availability, crime rates, socioeconomic status, number of juveniles, potential for violence, residential versus commercial, and degree of danger. Officers were also asked about problems particular neighborhoods were experiencing, strategies for reducing crime, difficulties in doing police work well, and work conditions. Demographic variables include age, sex, race, marital status, level of education, and years on the force. In Part 5, Public Defender/District Attorney Survey Data, public defenders and district attorneys were queried regarding which offenses were increasing most rapidly in Oakland, and they were asked to rank certain offenses in terms of seriousness. Respondents were also asked about the public's influence on criminal justice agencies and on the performance of certain criminal justice agencies. Respondents were presented with a list of crimes and asked how typical these offenses were and what factors influenced their decisions about such cases (e.g., intent, motive, evidence, behavior, prior history, injury or loss, substance abuse, emotional trauma). Other variables measured how often and under what circumstances the public defender and

client and the public defender and the district attorney agreed on the case, defendant characteristics in terms of who should not be put on the stand, the effects of Proposition 8, public defender and district attorney plea guidelines, attorney discretion, and advantageous and disadvantageous characteristics of a defendant. Demographic variables include age, sex, race, marital status, religion, years of experience, and area of responsibility.

Universe: Part 1: Offenders in Alameda County, California. Part 2: Offenders in Oakland, California. Part 3: All residents in Oakland, California. Part 4: All Oakland police officers. Part 5: All Oakland public defenders and district attorneys.

Sampling: Parts 1-2: Not applicable. Part 3: Random sampling. Parts 4-5: Unknown.

Note: (1) The original codebooks for Parts 1 and 2 and the data collection instrument for Part 3 are included as part of the documentation for this collection. Users are encouraged to refer to these documents for a complete description of the data files. (2) The data collection instruments and value labels for Parts 4 and 5 were not supplied to ICPSR.

Extent of collection: 5 data files + machine-readable documentation (PDF) + SAS data definition statements + SPSS data definition statements

Extent of processing: CDBK.ICPSR/ RECODE/ DDEF.ICPSR/ MDATA.ICPSR/ REFORM.DATA/ SCAN/ UNDOCCHK.ICPSR/ REFORM.DOC

Logical record length data format with SAS and SPSS data definition statements

Part 1
Criminal oriented records production system (CORPUS) data
rectangular file structure
53,395 cases
425 variables
981-unit-long-record
1 record per case

Part 2
District attorney legal information system (DALITE) data
rectangular file structure
3,494 cases
180 variables
503-unit-long-record
1 record per case

Part 3
Oakland community crime survey data
rectangular file structure
1,930 cases
555 variables
961-unit-long-record
1 record per case

Part 4
Oakland Police Department survey data
rectangular file structure
263 cases
403 variables
583-unit-long-record
1 record per case

Part 5
Public defender/district attorney survey data
rectangular file structure
48 cases
309 variables
331-unit-long-record
1 record per case

Swicord, Donald

Survey of facilities for runaway and homeless youth, 1983-1988

(ICPSR 9129)

Summary: This data collection is a compilation of demographic and service information collected on youth in residential and nonresidential shelters for runaways and homeless youth. The data provide descriptions of the youths using the shelters including age, sex, race, education, family setting, shelter services provided, and aftercare services received. Class IV

Universe: Runaway and homeless youths in 270 shelters in the United States, the District of Columbia, and the Trusts Territories.

Extent of collection: 2 data files

Logical record length data format

Part 1
Youth information form (YIF)
rectangular file structure
78,005 cases
118 variables
138-unit-long record
1 record per case

Part 2
Information collection and research evaluation form (ICARE)
rectangular file structure
102,280 cases
172 variables
235-unit-long record
1 record per case

Tillman, Robert

Controlling fraud in small business health benefits programs in the United States, 1990-1996

(ICPSR 2627)

This study was sponsored by the U.S. Dept. of Justice, National Institute of Justice. The grant number is 95-IJ-CX-0030.

Summary: The focus of this project was insider fraud — crimes committed by the owners and operators of insurance companies that were established for the purposes of defrauding businesses and employees. The quantitative data for this collection were taken from a database maintained by the National Association of Insurance Commissioners (NAIC), an organization that represents state insurance departments collectively and acts as a clearinghouse for information obtained from individual departments. Created in 1988, the Regulatory Information Retrieval System (RIRS) database contains information on actions taken by state insurance departments against individuals and firms, including cease and desist orders, license revocations, fines, and penalties imposed. Data available for this project include a total of 123 actions taken against firms labeled as Multiple Employer Welfare Arrangements or Multiple Employer Trusts (MEWA/MET) in the RIRS database. Variables available in this data collection include the date action was taken, state where action was taken, dollar amount of the penalty imposed in the action, and disposition for action taken.

Universe: All regulatory actions taken by state insurance departments in the United States against MEWA/MET health insurance firms from 1990 to 1996.

Sampling: All state insurance department actions taken against firms labeled as MEWA/METs in the RIRS database.

Extent of collection: 1 data file + machine-readable documentation (PDF) + SAS data

definition statements + SPSS data definition statements

Extent of processing: UNDOCCHK.ICPSR/
DDEF.ICPSR/ SCAN/ REFORM.DOC

Logical record length data format with SAS
and SPSS data definition statements

rectangular file structure
123 cases
6 variables
50-unit-long record
1 record per case

Related publication:

Tillman, Robert

"Controlling fraud in the small business health insurance industry" (Executive Summary). Washington, DC: National Institute of Justice, 1998.

Tjaden, Patricia, and Nancy Thoennes

Role of stalking in domestic violence crime reports generated by the Colorado Springs Police Department, 1998

(ICPSR 3142)

This study was sponsored by U.S. Dept. of Justice, National Institute of Justice. The grant number is 97-WT-VX-0002.

Summary: This study examined the role of stalking in domestic violence crime reports produced by the Colorado Springs Police Department (CSPD). It provided needed empirical data on the prevalence of stalking in domestic violence crime reports, risk factors associated with intimate partner stalking, and police responses to reports of intimate partner stalking. The study was conducted jointly by the Justice Studies Center (JSC) at the University of Colorado at Colorado Springs and the Denver-based Center for Policy Research (CPR). JSC staff generated the sample and collected the data, and CPR staff processed and analyzed the data. The sample was generated from CSPD Domestic Violence Summons and Complaint (DVSC) forms, which were used by CSPD officers to investigate crime reports of victims and suspects who were or had been in an intimate relationship and where there was probable cause to believe a crime was committed. During January to September 1999, JSC staff reviewed and entered information from all 1998

DVSC forms into a computerized database as part of the evaluation process for Domestic Violence Enhanced Response Team (DVERT), a nationally recognized domestic violence prevention program. A subfile of reports initiated during April to September 1998 was generated from this database and formed the basis for the study sample. The DVSC forms contained detailed information about the violation including victim and suspect relationship, type of violation committed, and specific criminal charges made by the police officer. The DVSC forms also contained written narratives by both the victim and the investigating officer, which provided detailed information about the events precipitating the report, including whether the suspect stalked the victim. The researchers classified a domestic violence crime report as having stalking allegations if the victim and/or police narrative specifically stated that the victim was stalked by the suspect, or if the victim and/or police narrative mentioned that the suspect engaged in stalking-like behaviors (e.g., repeated following, face-to-face confrontations, or unwanted communications by phone, page, letter, fax, or e-mail). Demographic variables include victim-suspect relationship, and age, race, sex, and employment status of the victim and suspect. Variables describing the violation include type of violation committed, specific criminal charges made by the police officer, whether the alleged violation constituted a misdemeanor or a felony crime, whether a suspect was arrested, whether the victim sustained injuries, whether the victim received medical attention, whether the suspect used a firearm or other type of weapon, whether items were placed in evidence, whether the victim or suspect was using drugs and/or alcohol at the time of the incident, number and ages of children in the household, whether children were in the home at the time of the incident, and whether there was a no-contact or restraining order in effect against the suspect at the time of the incident.

Universe: Cases who were or had been in an intimate relationship and where there was probable cause to believe a crime was committed in Colorado Springs in 1998.

Extent of collection: 1 data file + machine-readable documentation (PDF) + SAS data definition statements + SPSS data definition statements

Extent of processing: MDATA.PR/ MDATA.ICPSR/
UNDOCCHK.ICPSR/ CDBK.ICPSR/ DDEF.ICPSR/
REFORM.DATA

Logical record length data format with SAS and SPSS data definition statements

rectangular file structure
1,788 cases
136 variables
287-unit-long record
1 record per case

Related publications:

- Tjaden, Patricia, and Nancy Thoennes
"Stalking: Its role in serious domestic violence cases" (Executive Summary). NCJ 187346. Washington, DC: National Institute of Justice, 2001.
- Tjaden, Patricia, and Nancy Thoennes
"Stalking: Its role in serious domestic violence cases" (Final Report). NCJ 187446. Washington, DC: National Institute of Justice, 2001.
- Tjaden, Patricia, and Nancy Thoennes
"Role of stalking in domestic violence crime reports generated by the Colorado Springs Police Department." NCJ 187727. *Violence and Victims* 1,4 (Winter 2000), 427-441.

Tjaden, Patricia, and Nancy Thoennes

Violence and threats of violence against women and men in the United States, 1994-1996

(ICPSR 2566)
(included on CD-ROM CD0033)

This study was sponsored by the U.S. Dept. of Justice, National Institute of Justice. The grant number is 93-IJ-CX-0012.

Summary: To further the understanding of violence against women, the National Institute of Justice (NIJ) and the National Center for Injury Prevention and Control (NCIPC), Centers for Disease Control and Prevention (CDC), jointly sponsored the National Violence Against Women (NVAW) Survey. To provide a context in which to place women's experiences, the NVAW Survey sampled both women and men. Completed interviews were obtained from 8,000 women and 8,005 men who were 18 years of age or older residing in households throughout the United States. The female version of the survey was fielded from November 1995 to May 1996. The male version of the survey was fielded during February to May 1996. Spanish versions of both the male and female surveys were fielded from April to May 1996. Respon-

dents to the NVAW Survey were queried about (1) their general fear of violence and the ways in which they managed their fears, (2) emotional abuse they had experienced by marital and cohabitating partners, (3) physical assault they had experienced as children by adult caretakers, (4) physical assault they had experienced as adults by any type of perpetrator, (5) forcible rape or stalking they had experienced by any type of perpetrator, and (6) incidents of threatened violence they had experienced by any type of perpetrator. Respondents disclosing victimization were asked detailed questions about the characteristics and consequences of victimization as they experienced it, including injuries sustained and use of medical services. Incidents were recorded that had occurred at any time during the respondent's lifetime and also those that occurred within the 12 months prior to the interview. Data were gathered on both male-to-female and female-to-male intimate partner victimization as well as abuse by same-sex partners. Due to the sensitive nature of the survey, female respondents were interviewed by female interviewers. In order to test for possible bias caused by the gender of the interviewers when speaking to men, a split sample was used so that half of the male respondents had female interviewers and the other half had male interviewers. The questionnaires contained 14 sections, each covering a different topic, as follows. Section A: Respondents' fears of different types of violence, and behaviors they had adopted to accommodate those fears. Section B: Respondent demographics and household characteristics. Section C: The number of current and past marital and opposite-sex and same-sex cohabitating relationships of the respondent. Section D: Characteristics of the respondent's current relationship and the demographics and other characteristics of their spouse and/or partner. Section E: Power, control, and emotional abuse by each spouse or partner. Sections F through I: Screening for incidents of rape, physical assault, stalking, and threat victimization, respectively. Sections J through M: Detailed information on each incident of rape, physical assault, stalking, and threat victimization, respectively, reported by the respondent for each type of perpetrator identified in the victimization screening section. Section N: Violence in the respondent's current relationship, including steps taken because of violence in the relationship and whether the violent behavior had stopped. The section concluded with items to assess if the respondent had symptoms associated with post-traumatic stress disorder. Other variables in the data include interviewer gen-

der, respondent gender, number of adult women and adult men in the household, number of different telephones in the household, and region code.

Universe: All men and women in the United States 18 years of age or older.

Sampling: The sample was drawn as a national, random-digit dialing (RDD) sample of telephone households in the United States. The sample was stratified by U.S. Census region, and within regional strata a simple random sample of working, residential, "hundreds banks" phone numbers was drawn. A randomly generated two-digit number was appended to each randomly sampled hundreds bank to produce the full 10-digit phone number. Nonworking and nonresidential numbers were screened out. The most-recent-birthday method was used to systematically select the designated respondent in households with multiple eligible respondents.

Note: Additional reports based on these data are expected to be published by the Center for Policy Research through the support of the Centers for Disease Control and Prevention or the National Institute of Justice. Users are encouraged to connect to these government agencies' Web sites for information on obtaining future reports.

Restrictions: To preserve respondent privacy, specific geographic variables in both data files are restricted from general dissemination. Users interested in obtaining these data should follow the procedures for obtaining restricted-access data collections described in the preface to this catalog.

Extent of collection: 2 data files + machine-readable documentation (PDF) + SAS data definition statements + SPSS data definition statements + data collection instruments (PDF)

Extent of processing: REFORM.DATA/ RECODE/ REFORM.DOC/ UNDOCCHK.ICPSR/ DDEF.ICPSR/ SCAN

Logical record length data format with SAS and SPSS data definition statements

Part 1
Female respondent data
rectangular file structure
8,000 cases
1,852 variables
2,954-unit-long record
1 record per case

Part 2
Male respondent data
rectangular file structure
8,000 cases
1,852 variables
2,954-unit-long record
1 record per case

Related publications:

- Tjaden, Patricia, and Nancy Thoennes
"Prevalence, incidence, and consequences of violence against women: Findings from the national violence against women survey" (Research in Brief). NCJ 172837. Washington, DC: National Institute of Justice, November 1998.
- Tjaden, Patricia, and Nancy Thoennes
"Stalking in America: Findings from the National violence against women survey" (Research in Brief). NCJ 169592. Washington, DC: National Institute of Justice, April 1998.
- Tjaden, Patricia, and Nancy Thoennes
"Extent, nature, and consequences of intimate partner violence: Findings from the National violence against women survey." NCJ 181867. Washington, DC: National Institute of Justice, July 2000.

Toch, Hans, and Kenneth Adams
Disturbed violent offenders in New York, 1985

(ICPSR 9325)
(included on CD-ROM CD0014)

This study was sponsored by the U.S. Dept. of Justice, National Institute of Justice. The grant number is 85-IJ-CX-0033.

Summary: This data collection was designed to investigate the relationship between mental illness and violent involvement over an offender's criminal career and to develop a typology of violent offenders that takes into account both mental health history and substance use history. The collection is organized so that data for the violent offender cohort can be matched with records of offender mental health history, substance abuse history, and criminal career history. The offenders were convicted of statutorily-defined "violent offenses." Included in the collection are variables concerning conviction offenses, intoxication status, victim-offender relationship, injury result, type of violence, employment, marital status, gender, and race. The criminal history file contains variables on dates of ar-

rest or juvenile contacts. The mental history file includes dates of entry and types of mental health services received.

Universe: All offenders convicted of violent offenses and sentenced to terms of incarceration during the period January through December 1985 in the state of New York.

Extent of collection: 3 data files + machine-readable documentation (text) + SAS data definition statements + SPSS data definition statements

Extent of processing: MDATA.PRF/ SCAN/ UNDOCCHK.ICPSR/ REFORM.DATA

Logical record length data format with SAS and SPSS data definition statements

Part 1

Offender data

rectangular file structure
1,308 cases
39 variables
66-unit-long record
1 record per case

Part 2

Criminal record data

rectangular file structure
9,697 cases
6 variables
13-unit-long record
1 record per case

Part 3

Mental health data

rectangular file structure
3,365 cases
5 variables
12-unit-long record
1 record per case

Related publication:

Toch, H., and K. Adams
"Disturbed violent offender." NCJ 143241.
Washington, DC: National Institute of Justice, 1988.

Weiner, Neil Alan

Early identification of the serious habitual juvenile offender using a birth cohort in Philadelphia, 1958-1984

(ICPSR 2312)

(included on CD-ROM CD0030)

This study was sponsored by the U.S. Dept. of Justice, National Institute of Justice. The grant number is 90-IJ-CX-0065

Summary: Beginning in the mid-1980s, the Office of Juvenile Justice and Delinquency Prevention (OJJDP) funded the creation of Habitual Offender Units (HOUs) in 13 cities. HOUs were created to prosecute habitual juvenile offenders by deploying the most experienced attorneys to handle these cases from start to finish. By targeting the earliest points in the career sequence of the juvenile offenders, the greatest number of serious offenses can potentially be averted. Selection criteria to qualify for priority prosecution by an HOU usually encompassed one or more generic components relating to aspects of a juvenile's present and prior offense record. In Philadelphia, to be designated a serious habitual offender and to qualify for priority prosecution by the HOU, a youth had to have two or more prior adjudications or open cases for specific felonies, as well as a current arrest for a specified felony. The first three police contacts in a Philadelphia juvenile offender's record were of special interest because they included the earliest point (i.e., the third contact) at which a youth could be prosecuted in the Philadelphia HOU, under their selection criteria. The main objectives of this study were to determine how well the selection criteria identified serious habitual offenders and which variables, reflecting HOU selection criteria, criminal histories, and personal characteristics, were most strongly and consistently related to the frequency and seriousness of future juvenile and young adult offending. To accomplish this, an assessment was conducted using a group of juveniles born in 1958 whose criminal career outcomes were already known. Applying the HOU selection criteria to this group made it possible to determine the extent to which the criteria identified future habitual offending. Data for the analyses were obtained from a birth cohort of Black and white males born in 1958 who resided in Philadelphia from their 10th through their 18th birthdays. Criminal careers represent police contacts for the juvenile years and arrests for the young adult years, for which police contacts and arrests are synonymous.

The 40 dependent variables were computed using 5 different criminal career aspects for 4 crime type groups for 2 age intervals. The data also contain various dummy variables related to prior offenses, including type of offense, number of prior offenses, disposition of the offenses, age at first prior offense, seriousness of first prior offense, weapon used, and whether it was a gang-related offense. Dummy variables pertaining to the current offenses include type of offense, number of crime categories, number of charges, number of offenders, gender, race, and age of offenders, type of intimidation used, weapons used, number of crime victims, gender, race, and age of victims, type of injury to victim, type of victimization, characteristics of offense site, type of complainant, and police response. Percentile of the offender's socioeconomic status is also provided. Continuous variables include age at first prior offense, age at most recent prior offense, age at current offense, and average age of victims.

Universe: All juvenile offenders in Philadelphia, Pennsylvania.

Sampling: The study used a cohort of 13,160 males born in 1958 who resided in Philadelphia from their 10th through their 18th birthdays. Cohort members were restricted to those who had lived in Philadelphia without interruption from age 10 to 17.

Note: Users are encouraged to obtain a copy of the final report for more information on the methodology and analyses associated with this study.

Extent of collection: 12 data files + machine-readable documentation (PDF) + SAS data definition statements + SPSS data definition statements

Extent of processing: REFORM.DATA/ SCAN/ UNDOCCHK.ICPSR/ CDBK.ICPSR/ DDEF.ICPSR/ REFORM.DOC

Logical record length data format with SAS and SPSS data definition statements

Part 1
Felony police contacts with Black juveniles, validation sample, 25/75 percentile data
rectangular file structure
1,616 cases
196 variables
568-unit-long record
1 record per case

Part 2
Felony police contacts with Black juveniles, validation sample, 10/90 percentile data
rectangular file structure
1,616 cases
196 variables
568-unit-long record
1 record per case

Part 3
Felony police contacts with Black juveniles, construction sample, 25/75 percentile data
rectangular file structure
3,508 cases
196 variables
568-unit-long record
1 record per case

Part 4
Felony police contacts with Black juveniles, construction sample, 10/90 percentile data
rectangular file structure
3,508 cases
196 variables
568-unit-long record
1 record per case

Part 5
Felony police contacts with white juveniles, validation sample, 25/75 percentile data
rectangular file structure
330 cases
196 variables
568-unit-long record
1 record per case

Part 6
Felony police contacts with white juveniles, validation sample, 10/90 percentile data
rectangular file structure
330 cases
196 variables
568-unit-long record
1 record per case

Part 7
Felony police contacts with white juveniles, construction sample, 25/75 percentile data
rectangular file structure
848 cases
196 variables
568-unit-long record
1 record per case

Part 8

Felony police contacts with white juveniles, construction sample, 10/90 percentile data

rectangular file structure
848 cases
196 variables
568-unit-long record
1 record per case

Part 9

Pooled felony police contacts, validation sample, 25/75 percentile data

rectangular file structure
1,494 cases
196 variables
568-unit-long record
1 record per case

Part 10

Pooled felony police contacts, validation sample, 10/90 percentile data

rectangular file structure
1,494 cases
196 variables
568-unit-long record
1 record per case

Part 11

Pooled felony police contacts, construction sample, 25/75 percentile data

rectangular file structure
3,437 cases
196 variables
568-unit-long record
1 record per case

Part 12

Pooled felony police contacts, construction sample, 10/90 percentile data

rectangular file structure
3,437 cases
196 variables
568-unit-long record
1 record per case

Related publication:

Weiner, Neil Alan

"The priority prosecution of the serious habitual juvenile offender: Roadblocks to early warning, early intervention, and maximum effectiveness—The Philadelphia Study" (Final Report). Washington, DC: National Institute of Justice, 1996.

Weisburd, David, Elin Waring, and Ellen Chayet

White-collar criminal careers, 1976–1978: Federal judicial districts

(ICPSR 6540)

This study was sponsored by the U.S. Dept. of Justice, National Institute of Justice. The grant number is 88-IJ-CX-0046.

Summary: This study examined the criminal careers of 1,331 offenders convicted of white-collar crimes in the United States District Courts to assess the relative effectiveness of court-imposed prison sanctions in preventing or modifying future criminal behavior. The white-collar crime event that was the central focus of this study, the "criterion" offense, provided the standard point of entry for sample members. Researchers for this study supplemented the data collected by Wheeler et al. in their 1988 study (**Nature and sanctioning of white collar crime, 1976–1978: Federal judicial districts** [ICPSR 8989]) with criminal history data subsequent to the criterion offense through to 1990. As in the 1988 study, white-collar crime was considered to include economic offenses committed through the use of some combination of fraud, deception, or collusion. Eight federal offenses were examined: anti-trust, securities fraud, mail and wire fraud, false claims and statements, credit fraud, bank embezzlement, income tax fraud, and bribery. Arrests were chosen as the major measure of criminal conduct. The data contain information coded from Federal Bureau of Investigation (FBI) criminal history records ("rap sheets") for a set of offenders convicted of white-collar crimes in federal courts in fiscal years 1976 to 1978. The seven federal judicial districts from which the sample was drawn were central California, northern Georgia, northern Illinois, Maryland, southern New York, northern Texas, and western Washington. To correct for a bias that can be introduced when desistance from criminality is confused with the death of the offender, the researchers examined the National Death Index (NDI) data to identify offenders who had died between the date of sentencing for the criterion offense and when data collection began for this study in 1990. This data collection contains three types of records. The first record type (Part 1, Summary Data) contains summary and descriptive information about the offender's rap sheet as a whole. Variables include dates of first entry and last entry on the rap sheet, number of separate crimes on the rap sheet, whether the criterion crime

was listed on the rap sheet, whether the rap sheet listed crimes prior to or subsequent to the criterion crime, and date of death of offender. The second and third record types are provided in one data file (Part 2, Event and Event Interim Data). The second record type contains information about each crime event on the rap sheet. Variables include custody status of offender at arrest; type of arresting agency; state of arrest; date of arrest; number of charges for each arrest; number of charges resulting in no formal charges filed; number of charges dismissed; number of charges for white-collar crimes; type of sanction; length of definite sentence, probation sentence, and suspended probation sentence; amount of fines, amount of court costs, and restitution ordered; first, second, and third offense charged; arrest and court disposition for each charge; and date of disposition. The third record type contains information about the interim period between events or between the final event and the end of the follow-up period. Variables include date of first, second, and third incarceration; date discharged or transferred from each incarceration; custody/supervision status at each incarceration; total number of prisons, jails, or other institutions resided in during the interval; final custody/supervision status and date discharged from incarceration for the interval; dates parole and probation started and expired; if parole or probation terms were changed or completed; amount of fines, court costs, and restitution paid; whether the conviction was overturned during the interval; and date the conviction was overturned. A single offender has as many of record types two and three as were needed to code the entire rap sheet.

Universe: Convicted white-collar criminals in federal judicial districts representing metropolitan centers — specifically, central California, northern Georgia, northern Illinois, Maryland, southern New York, northern Texas, and western Washington.

Sampling: The sample was drawn from a 1988 study of white-collar criminals conducted by Wheeler, Weisburd, and Bode (**Nature and sanctioning of white collar crime, 1976–1978: Federal judicial districts** [ICPSR 8989]).

Restrictions: These data are restricted from general dissemination. Users interested in obtaining these data should follow the procedures for obtaining restricted-access data collections described in the preface to this catalog.

Extent of collection: 2 data files + machine-readable documentation (PDF) + SAS data definition statements + SPSS data definition statements

Extent of processing: MDATA.PR/ MDATA.ICPSR/ REFORM.DATA/ REFORM.DOC/ CDBK.ICPSR/ UNDOCCHK.ICPSR/ DDEF.ICPSR

Logical record length data format with SAS and SPSS data definition statements

Part 1

Summary data

rectangular file structure
1,331 cases
19 variables
72-unit-long record
1 record per case

Part 2

Event and event interim data

rectangular file structure
3,325 cases
119 variables
373-unit-long record
1 record per case

Related publications:

Weisburd, David, Elin Waring, and Ellen Chayet

"White-collar crime and criminal careers" (Final Report). Washington, DC: National Institute of Justice, 1994.

Weisburd, David, Elin Waring, and Ellen Chayet

"Specific deterrence in a sample of offenders convicted of white-collar crimes." *Criminology* 33 (November 1995), 587–607.

Waring, Elin, David Weisburd, and Ellen Chayet

"White-collar crime and anomie." *Advances in Criminal Theory* 6 (1995), 207–225.

Wellford, Charles

Convenience store crime in Georgia, Massachusetts, Maryland, Michigan, and South Carolina, 1991–1995

(ICPSR 2699)

This study was sponsored by the U.S. Dept. of Justice, National Institute of Justice. The grant number is 94-IJ-CX-0037.

Summary: For this study, convenience store robbery victims and offenders in five states (Georgia, Massachusetts, Maryland, Michi-

gan, and South Carolina) were interviewed. Robbery victims were identified by canvassing convenience stores in high-crime areas, while a sample of unrelated offenders was obtained from state prison rolls. The aims of the survey were to address questions of injury, to examine store characteristics that might influence the rate of robbery and injury, to compare how both victims and offenders perceived the robbery event (including their assessment of what could be done to prevent convenience store robberies in the future), and to identify ways in which the number of convenience store robberies might be reduced. Variables unique to Part 1, the Victim Data file, provide information on how the victim was injured, whether hospitalization was required for the injury, if the victim used any type of self-protection, and whether the victim had been trained to handle a robbery. Part 2, the Offender Data file, presents variables describing offenders' history of prior convenience store robberies, whether there had been an accomplice, motive for robbing the store, and whether various factors mattered in choosing the store to rob (e.g., cashier location, exit locations, lighting conditions, parking lot size, the number of clerks working, weather conditions, the time of day, and the number of customers in the store). Found in both files are variables detailing whether a victim injury occurred, use of a weapon, how each participant behaved, perceptions of why the store was targeted, what could have been done to prevent the robbery, and ratings by the researchers on the completeness, honesty, and cooperativeness of each participant during the interview. Demographic variables found in both the victim and offender files include age, gender, race, and ethnicity.

Sampling: Convenience sampling.

Extent of collection: 2 data files + machine-readable documentation (PDF) + SAS data definition statements + SPSS data definition statements

Extent of processing: CDBK.ICPSR/ SCAN/ DDEF.ICPSR/ MDATA.PR/ UNDOCCHK.ICPSR/ MDATA.ICPSR/ REFORM.DATA/ REFORM.DOC/

Logical record length data format with SAS and SPSS data definition statements

Part 1

Victim data

rectangular file structure
80 cases
61 variables
137-unit-long record
1 record per case

Part 2

Offender data

rectangular file structure
147 cases
116 variables
365-unit-long record
1 record per case

Wenk, Ernst

Criminal careers, criminal violence, and substance abuse in California, 1963–1983

(ICPSR 9964)

(included on CD-ROM CD0030)

This study was sponsored by the U.S. Dept. of Justice, National Institute of Justice. The grant number is 90-IJ-CX-0061.

Summary: The purpose of the study was to investigate the criminal career patterns of violent offenders. These data are intended to facilitate the development of models to predict recidivism and violence, and to construct parole supervision programs. Original data were collected on young male offenders in 1964 and 1965 as they entered the California Youth Authority (CYA). At this time, data were collected on criminal history, including current offenses, drug and alcohol use, psychological and personality variables, sentencing, and demographics, including age, education, work experience, and family structure. The data collection also contains results from a number of standardized psychological instruments: California Psychological Inventory, Minnesota Multiphasic Personality Inventory, California Achievement Test Battery, General Aptitude Test Battery, Army General Classification Test, and the Revised Beta Test. After release from the CYA and over the following 20 years, subsequent arrest information was collected on the offenders, including the nature of the offense, disposition, and arrest and parole dates.

Universe: Young offenders in California.

Sampling: The original data are comprised of a nonrandom sample of young male offenders who entered the California Youth Authority's Deuel Vocational Institute in 1964 and 1965. Arrest history records from the time of first arrest through 1983 were collected on 88 percent of the original sample members.

Note: The data collection contains individuals' responses to portions of the Composite Opinion and Attitude Survey (COAS). The COAS is a combination of the California Personality Inventory (CPI), the Minnesota Multiphasic Personality Inventory (MMPI), and the Inventory of Personal Opinions (IPO). Item responses are available for the CPI and MMPI portions of the COAS. However, due to copyright restrictions, no descriptive text is included with the responses. An appendix that cross-references the COAS variables to the individual items in the CPI and MMPI instruments is provided. Information is included in the documentation for contacting the publishers of these instruments to obtain further information.

Extent of collection: 4 data files + machine-readable documentation (PDF) + SAS data definition statements + SPSS data definition statements

Extent of processing: CDBK.ICPSR/ RECODE/ CONCHK.ICPSR/ DDEF.ICPSR/ MDATA.ICPSR/ REFORM.DAT/ REFORM.DOC/ UNDOCCHK.ICPSR

Logical record length data format with SAS and SPSS data definition statements

Part 1

Original data

rectangular file structure
4,146 cases
151 variables
401-unit-long record
1 record per case

Part 2

Arrest history data

rectangular file structure
54,175 cases
32 variables
166-unit-long record
1 record per case

Part 3

CPI and MMPI scale scores

rectangular file structure
2,837 cases
45 variables
109-unit-long record
1 record per case

Part 4

CPI and MMPI (COAS) item responses

rectangular file structure
2,839 cases
884 variables
888-unit-long record
1 record per case

Related publications:

Wenk, Ernst

"Criminal careers: Criminal violence and substance abuse" (Final Report). Washington, DC: National Institute of Justice, 1990.

Gough, H.G., and P. Bradley

Manual for the California psychological inventory, third edition. Palo Alto, CA: Consulting Psychologists Press, 1996.

Wheeler, Stanton, David Weisburd, and Nancy Bode

Nature and sanctioning of white collar crime, 1976-1978: Federal judicial districts

(ICPSR 8989)

Summary: This data collection, one of only a small number available on federal white collar crimes, focuses on white collar criminals and the nature of their offenses. The data contain information on the source of conviction, offense category, number of counts in the indictment, maximum prison time and maximum fine associated with the offense, the duration and geographic spread of the offense, number of participants, number of persons arrested, number of businesses indicted, and spouse's employment. The data are limited to crimes committed solely by convicted individuals and do not include defendants that are organizations or groups. The defendant's socioeconomic status is measured using the Duncan Index. Further information provided about the defendant includes age, sex, marital status, past criminal history, neighborhood environment, education, and employment history.

Universe: Convicted white collar criminals in federal judicial districts representing metropolitan centers, specifically, central California, northern Georgia, northern Illinois, Maryland, southern New York, northern Texas, and western Washington.

Sampling: The main sampling strategy involved the selection of up to 30 individuals for

each of eight offense types (bribery, bank embezzlement, mail and wire fraud, tax fraud, false claims and statements, credit and lending institution fraud, postal theft, and postal forgery) in seven federal judicial districts. Some districts had fewer than 30 individuals convicted for specific offense categories. In addition, the dataset includes all known individual co-defendants of these core sample members, all individuals convicted of securities and antitrust offenses in federal courts nationally, and a "common crime" sample. Since all offenders convicted of securities fraud and antitrust offenses in all of the federal districts during the three fiscal years were examined, the sample contains a higher proportion of these offenders than the other offenses.

Note: (1) The appendices mentioned in the documentation are not presently available. (2) The data in columns 452-467 and 471-483 are undocumented. (3) Users are encouraged to read additional sampling information in the codebook abstract.

Restrictions: The data are restricted from general dissemination. Users interested in obtaining these data should follow the procedures for obtaining restricted-access data collections described in the preface to this catalog.

Extent of collection: 1 data file + machine-readable documentation (PDF) + SAS data definition statements + SPSS data definition statements

Extent of processing: MDATA.PR/REFORM.DOC/SCAN/DDEF.ICPSR

Logical record length data format with SAS and SPSS data definition statements

rectangular file structure
1,910 cases
297 variables
483-unit-long record
1 record per case

Related publications:

Wheeler, S., and M.L. Rothman
"Organization as weapon in white-collar crime." *Michigan Law Review* 80 (June 1982), 1403-1426.

Wheeler, S., D. Weisburd, and N. Bode
"Sentencing the white-collar offender — rhetoric and reality." *American Sociological Review* 47 (October 1982), 641-659.

Wheeler, S., D. Weisburd, and N. Bode
"White collar crimes and criminals." *American Criminal Law Review* 25 (winter 1988), 331-357.

Weisburd, D., E. Waring, and S. Wheeler
"Class, status, and the punishment of white-collar criminals." *Law and Social Inquiry* (1990), 223-243.

Weisburd, D., S. Wheeler, E. Waring, and N. Bode
Crimes of the middle classes: White-collar offenders in the federal courts. New Haven, CT: Yale University Press, 1991.

Widom, Cathy Spatz

Child abuse, neglect, and violent criminal behavior in a Midwest metropolitan area of the United States, 1967-1988

(ICPSR 9480)

(included on CD-ROMs CD0014, CD0030, and CD0033)

This study was sponsored by the U.S. Dept. of Justice, National Institute of Justice. The grant number is 86-IJ-CX-0033.

Summary: These data examine the relationships between childhood abuse and/or neglect and later criminal and violent criminal behavior. In particular, the data focus on whether being a victim of violence and/or neglect in early childhood leads to being a criminal offender in adolescence or early adulthood and whether a relationship exists between childhood abuse or neglect and arrests as a juvenile, arrests as an adult, and arrests for violent offenses. For this data collection adult and juvenile criminal histories of sampled cases with backgrounds of abuse or neglect were compared to those of a matched control group with no official record of abuse or neglect. Variables contained in Part 1 include demographic information (age, race, sex, and date of birth). In Part 2, information is presented on the abuse/neglect incident (type of abuse or neglect, duration of the incident, whether the child was removed from the home, if so, for how long, results of the placement, and whether the individual is still alive). Part 3 contains family information (with whom the child was living at the time of the incident, family disruptions, and who reported the abuse or neglect) and on the perpetrator of the incident (relation to the victim, age, race, sex, and whether living in the home of the victim). Part 4 contains informa-

tion on the charges filed within adult arrest incidents (occasion for arrest, multiple counts of the same type of charge, year and location of arrest, and type of offense or charge), and Part 5 includes information on the charges filed within juvenile arrest incidents (year of juvenile charge, number of arrests, and type of offense or charge). The unit of analysis for Parts 1 through 3 is the individual at age 11 or younger, for Part 4 the charge within the adult arrest incident, and for Part 5 the charge within the juvenile arrest incident.

Universe: All children under 12 years of age during the period 1967-1972 in a metropolitan area in the Midwest.

Sampling: Prospective cohorts research design matched with a control group cohort.

Note: (1) The data contain duplicate case numbers. (2) Parts 2 and 3 appear to contain a large amount of missing data. (3) The data apply only to reported and substantiated cases of childhood victimization. (4) Misdemeanor or criminal behavior for individuals may not show up in the records checked.

Extent of collection: 5 data files + machine-readable documentation (text) + SAS data definition statements + SPSS data definition statements

Extent of processing: DDEF.ICPSR/MDATA.PR/RECODE/REFORM.DATA/UNDOCCHK.ICPSR/SCAN

Logical record length data format with SAS and SPSS data definition statements

Part 1

Demographic information

rectangular file structure

1,575 cases

6 variables

15-unit-long record

1 record per case

Part 2

Abuse/neglect

rectangular file structure

908 cases

28 variables

56-unit-long record

1 record per case

Part 3

Family and perpetrator

rectangular file structure

908 cases

30 variables

60-unit-long record

1 record per case

Part 4

Adult criminality

rectangular file structure

2,578 cases

8 variables

14-unit-long record

1 record per case.

Part 5

Juvenile criminality

rectangular file structure

1,101 cases

5 variables

10-unit-long record

1 record per case

Winterfield, Laura A.

Criminal careers of juveniles in New York City, 1977-1983

(ICPSR 9986)

(included on CD-ROM CD0030)

This study was sponsored by the U.S. Dept. of Justice, National Institute of Justice. The grant number is 83-J-CX-0004.

Summary: This longitudinal study of juvenile offenders traces the criminal histories of a sample of juveniles, including those who were "dropouts" (juvenile offenders who did not go on to become adult criminal offenders) and those who continued to be arrested, ranging from those with only one subsequent arrest to "persisters" (juveniles who did become career criminal offenders). The data are intended to address the following questions: (1) Are serious juvenile offenders more likely than nonserious juvenile offenders to become adult offenders? (2) Are offenders who begin at a younger age more likely to have more serious criminal careers than those who begin when they are older? (3) As a criminal career progresses, will the offender become more skilled at one type of offense and commit that type of crime more frequently, while decreasing the frequency of other types of crimes? (4) As a criminal career continues, will the offender commit progressively more serious offenses? (5) How well can it be

predicted who will become a high-rate offender? Part 1 of this study, Juvenile Case File, contains data on a subsample of 14- and 15-year-olds who were brought to Probation Intake in the New York City Family Court for delinquency offenses. Included are variables for the date and type of arrest, disposition and sentence of the offender, and sex and race of the offender, as well as questions concerning the offender's home environment and highest school grade completed. Part 2, Arrest and Incarceration Event File, includes information on prior delinquency arrests, including the date of arrest, the charge and severity, and the disposition and sentence, as well as similar information on subsequent offenses that occurred up to six years after the original delinquency offense. Included for each incarceration is the status of the offender (juvenile or adult), the date of admission to a facility, and the length of time incarcerated.

Universe: Juveniles at ages 14 and 15 who had been referred by police to Probation Intake in the New York City Family Court as a result of arrest on delinquency charges.

Sampling: The sample was originally drawn by the Vera Institute of Justice's Family Court Disposition Study (FCDS). The FCDS randomly sampled one of ten juvenile delinquency cases appearing at Probation Intake in the New York City Family Court during a one-year period, and one in six of all status offense cases. The present study selected a subsample from the FCDS study based on two selection criteria. First, only those offenders brought to Probation Intake for delinquency offenses were included, and not those referred to court for status offenses. Second, in order to maximize the length of time that the offenders could be followed as adults, only the oldest juveniles were selected from the FCDS. The final sample for the present study includes juveniles at ages 14 and 15 who had been brought to Probation Intake in the New York City Family Court from April 1, 1977, to March 31, 1978. The FCDS subsample also constituted the sample for which up to ten prior delinquency arrests and all subsequent juvenile and adult arrests and incarcerations up to 1983 were collected.

Note: Part 2 is a hierarchical data file, in which the number of records for each individual depends on the number of subsequent arrests and incarcerations he/she experienced. The file contains records of 1,082 juvenile arrests, 4,119 adult arrests, and 1,191 incarcerations across 1,267 individuals. Each record in the file is identified by the vari-

ables RECTYPE and INDICAT. The variable RECTYPE indicates whether the record is a header record (there are two header records per case), an arrest record, or an incarceration record. The variable INDICAT marks whether the data on the record refer to an event that took place when the offender was a juvenile or an adult. The unit of analysis in Part 2 depends on how the user reads in the data. If the user reads in only the first two header records, the individual offender becomes the unit of analysis. If the user reads in only arrest records or only incarceration records, the arrest event or the incarceration event becomes the unit of analysis. Since both Parts 1 and 2 contain a common identifier, data from the two files can be merged.

Extent of collection: 2 data files + machine-readable documentation (PDF) + SAS data definition statements + SPSS data definition statements + data collection instrument

Extent of processing: DDEF.ICPSR/ REFORM.DATA/ REFORM.DOC

Logical record length data format with SAS and SPSS data definition statements

Part 1

Juvenile case file
rectangular file structure
1,890 cases
299 variables
384-unit-long record
1 record per case

Part 2

Arrest and incarceration event file
hierarchical file structure

Wolf, Marsha E., Julie Stoner, Mary A. Kernic, Victoria L. Holt, and Cathy Critchlow

Evaluating a lethality scale for the Seattle Police Department domestic violence unit, 1995-1997

(ICPSR 3026)

This study was sponsored by U.S. Dept. of Justice, National Institute of Justice. The grant number is 95-IJ-CX-0097.

Summary: The specific aim of this project was to evaluate the usefulness of the Seattle Police Department's (SPD) Lethality Scale in identifying misdemeanor cases that might be high risk for escalating violence and subse-

quent felony incidents. Data provide information on 11,972 unique couples with incidents occurring between January 1, 1995, and December 31, 1997, involving intimate couples in which the suspect was at least 18 years old and the victim was at least 16, with no age restriction for cases referred to the juvenile division. The researchers reformatted the Domestic Violence Unit's (DVU) database to reflect a three-year history of violence between unique couple members. Only intimate couples were considered, meaning suspects and victims who were married, divorced, had a child in common, or were dating. The Lethality Scale was derived from the data in the DVU database. It was composed of six incident characteristic components (offense score, weapon score, location score, injury score, personal score, and incident/other score) with varying values that contributed to an overall score. The Total Lethality Score was the sum of the values from these six components. The lethality score referred to an individual only and did not reflect information about other people involved in the incident. To interpret the score, the DVU specified a period of time — for example, six months — and computed lethality score values for every person involved in an incident during this period. Information on individuals with a Total Lethality Score over a certain cutoff was printed and reviewed by a detective. Data are provided for up to 25 incidents per unique couple. Incident variables in the dataset provide information on number of persons involved in the incident, time and weekday of the incident, beat, precinct, census tract, and place where the incident occurred, type of primary and secondary offenses, if a warrant was served, charges brought, final disposition, weapon type used, arrests made, court order information, if evidence was collected, if statements or photos were taken by the DVU; and sergeant action. Dates were converted to time intervals and provide the number of days between the incident date and the date the file was sent to the prosecutor, the date charges were brought, and the date the case was officially closed. Time intervals were also calculated for days between each incident for that couple. Personal information on the two persons in a couple includes age, gender, injuries and treatment, relationship and cohabitation status of the individuals, pregnancy status of each individual, alcohol and drug use at the time of the incident, and role of the individual in the incident (victim, suspect, victim/suspect). Lethality scale scores are included as well as the number of incidents in which the unique couple was involved in 1995 and

1996, and 1989 median household income for the census tract.

Universe: All reported misdemeanor domestic violence incidents in Seattle from 1995–1997.

Sampling: Data contain all incidents from the SPD DVU database.

Note: These data are from Subproject 3 of the grant. The evaluation concluded that the scale, with all the scoring and weighting, reflected recidivism only and could not be modified to be a better predictive tool.

Restrictions: Data are restricted from general dissemination. Users interested in obtaining these data should follow the procedures for obtaining restricted-access data collections described in the preface to this catalog.

Extent of collection: 1 data file + machine-readable documentation (PDF) + SAS data definition statements + SPSS data definition statements

Extent of processing: REFORM.DATA/
REFORM.DOC/ SCAN/ UNDOCHK.ICPSR/
MDATA.ICPSR/ CDBK.ICPSR/ DDEF.ICPSR

Logical record length data format with SAS and SPSS data definition statements

rectangular file structure
11,972 cases
2,480 variables
14,144-unit-long record
1 record per case

Related publication:

Roehl, Janice A.

"Police use of domestic violence information systems" (Final Report). NCJ 182435. Washington, DC: National Institute of Justice, 1997.

Wolfgang, Marvin E., Robert M. Figlio, and Thorsten Sellin

Delinquency in a birth cohort in Philadelphia, Pennsylvania, 1945–1963

(ICPSR 7729)

(included on CD-ROMs CD0014 and CD0030)

Summary: The purpose of this study was to investigate the history of delinquency in a

birth cohort — in particular, the age of onset of delinquent behavior and the progression or cessation of delinquency. Data were collected on a cohort of males born in 1945 and residing in Philadelphia, Pennsylvania. Information provided in the study includes demographic characteristics of the individuals studied, academic performance, offense information, demographic characteristics of victims of offenses, and criminal incident information.

Universe: Boys who were born in 1945 and lived in Philadelphia, Pennsylvania, from the ages of 10 to 18.

Note: In the individual file (Part 1), the sequence ID numbers range from 1 to 11,172, then skip to 20,000 and range to 20,131. In the offense file (Part 2), the sequence ID numbers range from 1 to 3,534, then skip to 11,111 and range to 11,172. The individual file therefore has 11,303 total sequence ID numbers representing 11,303 individuals, of which some are offenders and some are nonoffenders. The sequence ID number in the individual file links to the sequence ID number in the offense file, where only offenders are documented. There are 3,595 total offenders, but since some offenders have multiple offenses, the total number of offenses is 10,214.

Extent of collection: 2 data files + machine-readable documentation (text) + SAS data definition statements + SPSS data definition statements

Extent of processing: MDATA/ FREQ.ICPSR/
UNDOCCHK.ICPSR

Logical record length data format with SAS and SPSS data definition statements

Part 1
Individual data file
rectangular file structure
9,944 cases
48 variables
85-unit-long record
1 record per case

Part 2
Offense data file
rectangular file structure
10,214 cases
43 variables
94-unit-long record
1 record per case

Related publication:
Wolfgang, Marvin E., Robert Figlio, and
Thorsten Sellin.

Delinquency in a birth cohort. Chicago, IL:
University of Chicago Press, 1972.

Wright, Richard, and Scott H. Decker

**Exploring the house burglar's
perspective: Observing and
interviewing offenders in St. Louis,
1989-1990**

(ICPSR 6148)

This study was sponsored by the U.S. Dept. of Justice, National Institute of Justice. The grant number is 89-IJ-CX-0046.

Summary: These data investigate the behaviors and attitudes of active residential burglars, not presently incarcerated, operating in St. Louis, Missouri. Through personal interviews, information was gathered on the burglars' motivation and feelings about committing crimes, peer pressure, burglary methods, and stolen goods disposal. Respondents were asked to describe their first residential burglary, to recreate verbally the most recent residential burglary they had committed, to discuss their perceptions of the risk values involved with burglary, and to describe the process through which they selected potential targets for burglaries. In-depth, semistructured interviews lasting from 1.5 to 3 hours were conducted in which participants were allowed to speak freely and informally to the investigator. These interviews were tape-recorded and transcribed verbatim, and some were later annotated with content-related markers or "tags" to facilitate analysis. Information was also elicited on age, race, sex, marital status, employment status, drug history, and criminal offense history. Class III

Universe: Active (not presently incarcerated), residential burglary offenders in St. Louis, Missouri.

Sampling: The study employed a "snowball" sampling technique, whereby offenders known to the investigators were asked to refer other active offenders who, in turn, were asked to refer still more active offenders until a suitable sample size was attained. To keep the sample from containing a disproportionately high number of offenders who had been previously apprehended, no referrals from law enforcement or other criminal justice per-

sonnel were used. All 105 individuals who agreed to an interview were included in the sample. Of the sample, 87 were male and 18 were female, 72 were Black and 33 were white, and 27 were juveniles. At the time of interview, 21 of the subjects were on probation, parole, or serving suspended sentences.

Note: This dataset is an electronic text file containing verbatim answers to interviewers' questions. For reasons of confidentiality, names have been removed. Profanity has been deleted as well.

Extent of collection: 1 data file + machine-readable documentation (text) + data collection instrument

Logical record length data format

105 cases
79-unit-long record

Related publications:

Decker, Scott H., Richard Wright, Allison Redfern, and Dietrich L. Smith

"A woman's place is in the home: Females and residential burglary." *Justice Quarterly* 10,1 (1993), 143-162.

Logie, Robert, Richard Wright, and Scott Decker

"Recognition memory performance and residential burglary." *Applied Cognitive Psychology* 6 (1992), 109-123.

Decker, Scott H., Richard Wright, and Robert Logie

"Perceptual deterrence among active residential burglars: A research note." *Criminology* 31,1 (1993), 135-147.

Zahn, Margaret A.

Changing patterns of homicide and social policy in Philadelphia, Phoenix, and St. Louis, 1980-1994

(ICPSR 2729)

This study was sponsored by the U.S. Dept. of Justice, National Institute of Justice. The grant number is 95-IJ-CX-0115.

Summary: This study sought to assess changes in the volume and types of homicide committed in Philadelphia, Phoenix, and St. Louis from 1980 to 1994 and to document the nature of those changes. Three of the eight cities originally studied by Margaret Zahn and Marc Riedel (**Nature and patterns of homicide in**

eight American cities, 1978 [ICPSR 8936]) were revisited for this data collection. In each city, police records were coded for each case of homicide occurring in the city each year from 1980 to 1994. Homicide data for St. Louis were provided by the St. Louis Homicide Project with Scott Decker and Richard Rosenfeld as the principal investigators. Variables describing the event cover study site, year of the case, date and time of assault, location of fatal injury, method used to kill the victim, and circumstances surrounding the death. Variables pertaining to offenders include total number of homicide and assault victims, number of offenders arrested, number of offenders identified, and disposition of event for offenders. Variables on victims focus on whether the victim was killed at work, if the victim was using drugs or alcohol, the victim's blood alcohol level, and the relationship of the victim to the offender. Demographic variables include age, sex, race, and marital status of victims and offenders.

Universe: Homicide cases in Philadelphia, Phoenix, and St. Louis during 1980-1994.

Note: (1) For Part 1, Philadelphia Data, face sheets were used in 1981, 1982, 1984, 1986, 1988, 1989, 1991, and 1993 as opposed to full case files. For these years, some variables have an excessive amount of missing data. Users should exercise caution when analyzing the data for those years, specifically with respect to victim-offender relationship, circumstance, and drug or alcohol use by the victim. (2) Data on alcohol and drug use by victims are not available for St. Louis. (3) Users of Part 2, St. Louis Data, must acknowledge that the data were supplied to this project by the St. Louis Homicide Project.

Extent of collection: 3 data files + machine-readable documentation (PDF) + SAS data definition statements + SPSS data definition statements

Extent of processing: MDATA.PR/ CDBK.ICPSR/ DDEF.ICPSR/ MDATA.ICPSR/ REFORM.DATA/ REFORM.DOC/ SCAN/ UNDOCHK.ICPSR

Logical record length data format with SAS and SPSS data definition statements

Part 1
Philadelphia data
rectangular file structure
5,885 cases
45 variables
129-unit-long record
1 record per case

Part 2
Phoenix data
rectangular file structure
1,851 cases
43 variables
127-unit-long record
1 record per case

Part 3
St. Louis data
rectangular file structure
2,930 cases
44 variables
127-unit-long record
1 record per case

Related publication:
Zahn, Margaret A.
"Changing patterns of homicide and social policy in three American cities" (Final Report). Washington, DC: National Institute of Justice, 1997.

Zill, Nicholas, Frank Furstenberg Jr., and James Peterson

National survey of children: Wave I, 1976, Wave II, 1981, and Wave III, 1987
(ICPSR 8670)

Summary: The purpose of this study was to assess the physical, social, and psychological well-being of American children, to develop a national profile of the way children in the United States live, to permit analysis of the relationships between the conditions of children's lives and measures of child development, and to examine the effects of marital disruption on the development of children and on the operation of single and multiparent families. Information is provided on the child's well-being, family, experiences with family disruption, behavior, physical health, and mental health. Class IV

Universe: Children living in households in the 48 contiguous states between the ages of 7 and 11 years, or born between September 1, 1964, and December 31, 1969.

Note: The first file, which contains data from both the 1976 and 1981 surveys, includes several derived variables. The second file, containing only 1976 data, is logical record length data but has 27 records per case.

Extent of collection: 3 data files

Logical record length data format

Part 1
Merged 1976 and 1981 data
rectangular file structure
1,423 cases
approximately 1,336 variables
3,574-unit-long record
1 record per case

Part 2
1976 data
rectangular file structure
2,301 cases
approximately 1,159 variables
100-unit-long record
27 records per case

Part 3
Merged 1976, 1981, and 1987 data
rectangular file structure
1,427 cases
4,080 variables
80-unit-long record
106 records per case

Related publications:
Peterson, J.L., et al.
"Marital disruption, parent-child relationships, and behavioral problems in children." *Journal of Marriage and the Family* 48 (May 1986).
Moore, K.A., et al.
"Parental attitudes and the occurrence of early sexual activity." *Journal of Marriage and the Family* 48 (November 1986).

VIII. Official statistics

Archer, Dane, and Rosemary Gartner

Violence and crime in cross-national perspective, 1900-1974

(ICPSR 8612)

(included on CD-ROM CD0014)

Summary: This data collection provides comparative, cross-national, longitudinal data on rates of violent and nonviolent crimes for every country in the world over a period of 74 years. The study was designed to supply both comparative breadth and historical depth. Data were compiled from 110 nations and 44 urban places over periods up to 74 years, 1900-1974. Information is included on murder, rape, robbery, assault, theft, and population.

Universe: All countries in the world.

Note: (1) Two FORTRAN command files are supplied and can be used in conjunction with Part 1, Crime File (With Comments), to output crime rates and raw crime figures for each country. Part 3, Crime File (Data Only), contains the data from Part 1 without the nondata comments. The SAS and SPSS data definition statements are only for Part 3.

(2) Other than the record layouts and country and city codes, the only documentation provided for all data files is the comment statements from the FORTRAN files. (3) The study title was changed to include the years 1973 and 1974, since records are present in the data for those years.

Restrictions: Users are asked to send copies of articles based on the data to: Dane Archer, Stevenson College, University of California, Santa Cruz, CA 95064.

Extent of collection: 3 data files + machine-readable documentation (text) + SAS data definition statements + SPSS data definition statements + accompanying computer programs

Extent of processing: MDATA.PR/SCAN/
UNDOCCHK.ICPSR/ REFORM.DATA/ DDEF.ICPSR

Card image and logical record length data formats, with SAS and SPSS data definition statements (for Part 3 only)

Part 1

Crime file (with comments)

rectangular file structure

4,568 cases

12 variables

80-unit-long record

1 record per case

Part 2

Eight crime file

rectangular file structure

3,520 cases

11 variables

80-unit-long record

1 record per case

Part 3

Crime file (data only)

rectangular file structure

3,848 cases

11 variables

53-unit-long record

1 record per case

Related publication:

Archer, Dane, and Rosemary Gartner

Violence and crime in a cross-national

perspective. New Haven, CT: Yale University Press, 1984.

Baumer, Terry L., and Michael D.

Carrington

Robbery of financial institutions in Indiana, 1982-1984

(ICPSR 9310)

This study was sponsored by the U.S. Dept. of Justice, National Institute of Justice. The grant number is 83-IJ-CX-0056.

Summary: The goals of this data collection were to provide information on robbery-related security measures employed by fi-

financial institutions, to identify factors that contribute to robbery, and to study the correlates of case disposition and sentence length of convicted robbers. The collection compares banking institutions that have been robbed with those bank offices that have not been robbed to provide information on factors that contribute to these robberies. The office-based file includes variables designed to measure general office characteristics, staff preparation and training, security measures, characteristics of the area in which the banking institution is located, and the robbery history of each institution. The incident-based file includes variables such as the robber's method of operation and behavior, the employees' reactions, the characteristics of the office at the time of the robbery, and the apprehension of the offender. Also included is information on the status of the investigation, reasons involved in solving the robbery, status of prosecution, ultimate prosecution, and length of sentence. Class IV

Universe: Banking and financial institutions in Indiana.

Sampling: Victim institutions include banks and savings and loan associations in the state of Indiana that were robbed between January 1, 1982, and June 30, 1984. A comparison group of 200 financial institutions was randomly selected from the remaining nonvictim offices in Indiana. Five of the non-victim sample were not included in the file because their data were not available.

Note: The incident-based file includes merged data of victim offices from the office-based file, robbery incident data, and case disposition data. The merged office data contain variables identical to those available in the office-based file.

Extent of collection: 2 data files

Card image data format

Part 1

Bank office data
rectangular file structure
358 cases
194 variables
80-unit-long record
4 records per case

Part 2

Robbery incident data
rectangular file structure
223 cases
364 variables
80-unit-long record
8 records per case

Related publication:

Baumer, Terry, Michael D. Carrington, and Emily Marshman

"The robbery of financial institutions"
(Final Report). Washington, DC: National Institute of Justice, 1986.

Bennett, Richard R.

Correlates of crime: A study of 52 nations, 1960-1984

(ICPSR 9258)

Summary: This collection contains data on crime and on relevant social, economic, and political measures hypothesized to be related to crime for 52 nations over a 25-year period. These time-series data are divided into five substantive areas: offense, offender, and national social, political, and economic data. Nations included in the collection were drawn from seven major regions of the world. Class IV

Universe: All nations in the world.

Sampling: This is not a random sample, but the 52 nations in the collection were drawn from the seven major regions of the world and represent a wide range of levels of development, types of economy, political environments, and criminal justice system structures. Three criteria for selecting the sample were employed: (1) the nation had to be a member of INTERPOL between the years 1960 and 1984, (2) the nation had to report crime data to the Secretariat of INTERPOL between the years 1960 and 1984, and (3) the nation could skip no more than three of INTERPOL's two-year crime data reporting periods.

Extent of collection: 2 data files + machine-readable documentation (text) + SPSS data definition statements

Card image data format with SPSS data definition statements

Part 1

United States to Kenya data

rectangular file structure
26 cases
63 variables
80-unit-long record
150 records per case

Card image data format

rectangular file structure
12,875 cases
54 variables
80-unit-long record
1 record per case

Part 2

Tanzania to Fiji data

rectangular file structure
26 cases
63 variables
80-unit-long record
150 records per case

Block, Carolyn Rebecca, Richard L. Block,
and the Illinois Criminal Justice
Information Authority

Homicides in Chicago, 1965–1995

(ICPSR 6399)

(included on CD-ROMs CD0014, CD0030,
and CD0033)

Related publications:

- Bennett, Richard R., and Louise Shelley
"Criminalite et developpement econo-
mique: Une analyse internationale longi-
tudinale." *Annales de Vacresson* 22
(1985), 13–31.
- Simon, Rita J., and Sandra Baxter
Women and violent crime. Beverly Hills,
CA: Sage Publications, 1989.

Summary: These datasets contain informa-
tion on every homicide in the murder analysis
files of the Chicago Police Department for the
years 1965–1995. For the victim-level file,
Part 1, data are provided on the relationship
of victim to offender; whether the victim or of-
fender had previously committed a violent or
nonviolent offense; time of occurrence and
place of homicide; type of weapon used;
cause and motivation for the incident; wheth-
er the incident involved drugs, alcohol,
gangs, child abuse, or a domestic relation-
ship; if or how the offender was identified;
and information on death of the offender(s).
Demographic variables such as the age, sex,
and race of each victim and offender are also
provided. The victim-level file contains one
record for each victim. Information for up to
five offenders is included on each victim re-
cord. The same offender information is dupli-
cated depending on the number of victims.
For example, if a sole offender is responsible
for five victims, the file contains five victim
records with the offender's information re-
peated on each record. Part 2, Offender-Level
Data, is provided to allow the creation of of-
fender rates and risk analysis that could not
be accurately prepared using the victim-level
file due to the repeating of the offender infor-
mation on each victim record. Offender vari-
ables were reorganized during the creation of
the offender file so that each known offender
is associated with a single record. A majority
of the variables in the offender-level file are
replicas of variables in the victim-level file.
The offender records contain demographic
information about the offender, demographic
and relationship information about the of-
fender's first victim (or sole victim if there was
only one), and information about the homi-
cide incident. Information pertaining to the

Block, Carolyn Rebecca, and the Illinois
Criminal Justice Information Authority

Homicides in Chicago, 1965–1981

(ICPSR 8941)

Summary: This dataset contains information
on every homicide in Chicago Police Depart-
ment murder analysis files for the years
1965–1981. Data are provided on place of
homicide, age, race, and sex of victim, time of
occurrence, type of weapon used, age, race,
and sex of offender, and relationship of victim
to the offender. Class IV

Universe: All homicides in Chicago Police
Department murder analysis files from 1965
through 1981.

Note: Because the data were collected in
many stages by many people over a long pe-
riod of time, the codes used have undergone
repeated revisions. In most cases, these revi-
sions have been added to the coding catego-
ries without changing the existing codes.
Some variables were added to the study in
later years. This is especially true of variables
attempting to capture sentence information,
which was very seldom present in the Chica-
go Police Department analysis reports.

Extent of collection: 1 data file

homicide incident such as location, weapon, or drug use are the same as in the victim-level file. In cases where the offender data were completely missing in the victim-level data, no offender records were generated in the offender-level file. The offender-level data do not contain information about the victims in these cases. Geographic variables in both files include the census tract, community area, police district, and police area.

Universe: All homicides in the murder analysis files of the Chicago Police Department from 1965 through 1995.

Note: Please refer to the victim-level codebook for a more extensive list of related publications for this data collection.

Extent of collection: 2 data files + machine-readable documentation (PDF) + SAS data definition statements + SPSS data definition statements

Extent of processing: REFORM.DATA/
REFORM.DOC/ UNDOCCHK.ICPSR/ DDEF.ICPSR/
MDATA.ICPSR

Logical record length data format with SAS and SPSS data definition statements

Part 1

Victim-level data

rectangular file structure

23,817 cases

115 variables

206-unit-long record

1 record per case

Part 2

Offender-level data

rectangular file structure

26,030 cases

77 variables

135-unit-long record

1 record per case

Related publications:

Block, Carolyn Rebecca, and Antigone Christakos

"Major trends in Chicago homicide: 1965-1994" (Research in Brief). Washington, DC: National Institute of Justice, 1995.

Block, Richard L., and Carolyn Rebecca Block

"Space, place, and crime: Hot spot areas and hot places of liquor-related crime." In John E. Eck and David Weisburg (eds.), *Crime Places and Crime Theory*. Crime Prevention Studies series. Monsey, NY: Criminal Justice Press, 1995.

Block, Carolyn Rebecca, and Richard L. Block

"Street gang crime in Chicago" (Research in Brief). Washington, DC: National Institute of Justice, 1995. Reprinted in Malcolm W. Klein, Cheryl L. Maxson, and Jody Miller (eds.), *The Modern Gang Reader*. Los Angeles, CA: University of Southern California, 1995.

Bureau of Justice Statistics,
U.S. Dept. of Justice

Murder cases in 33 large urban counties in the United States, 1988

(ICPSR 9907)

(included on CD-ROM CD0014)

Summary: This study was conducted in an effort to better understand the circumstances surrounding murder cases in large urban areas. To evaluate the 75 largest counties in the nation, 33 counties were chosen. The ranking of these counties was based on a combination of crime data and population data. The criteria for including a case on a roster from which cases would be sampled was that (1) one or more defendants must have been arrested for murder and (2) the case must have been adjudicated during 1988. These cases were a sample of about half of all those in the 33 counties studied that had a murder charge brought to the prosecutors in 1988, or earlier, and that were disposed during 1988. When statistically weighted, the sample cases represent a total of 9,576 murder defendants in the nation's 75 largest counties. Demographic information on victims and defendants includes sex, date of birth, area of residence, and occupation. Variables are also provided on the circumstances of the crime, including the relationship between the victim and the defendant, the type of weapon used, the time of death, and the number of victims.

Universe: Murder cases adjudicated in 1988 in the 75 largest counties of the United States.

Sampling: The 33 counties included in this collection were chosen by stratified sampling to represent the 75 largest counties in the nation. In counties with less than 200 murder cases adjudicated in 1988, all cases were chosen. In counties with more than 200 murder cases, random sampling was used to select 200 cases.

Extent of collection: 4 data files + machine-readable documentation (text) + SAS data definition statements + SPSS data definition statements + data collection instrument

Extent of processing: DDEF.ICPSR/CDBK.ICPSR

Logical record length data format with SAS and SPSS data definition statements

Part 1

Incident data

rectangular file structure

2,547 cases

21 variables

27-unit-long record

1 record per case

Part 2

Defendant data

rectangular file structure

3,144 cases

58 variables

174-unit-long record

1 record per case

Part 3

Victim data

rectangular file structure

2,666 cases

38 variables

94-unit-long record

1 record per case

Part 4

Offense data

3,309 cases

22 variables

50-unit-long record

1 record per case

Related publication:

Dawson, John N., and Barbara Boland
"Murder in large urban counties, 1988."
Washington, DC: U.S. Government Printing Office, May 1993.

Cohen, Jacqueline, and Richard Rosenfeld

Age-by-race specific crime rates, 1965-1985: [United States]

(ICPSR 9589)

(included on CD-ROMs CD0014 and CD0030)

This study was sponsored by the U.S. Dept. of Justice, National Institute of Justice. The grant number is 86-IJ-CX-0083.

Summary: These data examine the effects on total crime rates of changes in the demographic composition of the population and changes in criminality of specific age and race groups. The collection contains estimates from national data of annual age-by-race specific arrest rates and crime rates for murder, robbery, and burglary over the 21-year period 1965-1985. The data address the following questions: (1) Are the crime rates reported by the Uniform Crime Reports (UCR) data series valid indicators of national crime trends? (2) How much of the change between 1965 and 1985 in total crime rates for murder, robbery, and burglary is attributable to changes in the age and race composition of the population, and how much is accounted for by changes in crime rates within age-by-race specific subgroups? (3) What are the effects of age and race on subgroup crime rates for murder, robbery, and burglary? (4) What is the effect of time period on subgroup crime rates for murder, robbery, and burglary? (5) What is the effect of birth cohort, particularly the effect of the very large (baby-boom) cohorts following World War II, on subgroup crime rates for murder, robbery, and burglary? (6) What is the effect of interactions among age, race, time period, and cohort on subgroup crime rates for murder, robbery, and burglary? (7) How do patterns of age-by-race specific crime rates for murder, robbery, and burglary compare for different demographic subgroups? The variables in this study fall into four categories. The first category includes variables that define the race-age cohort of the unit of observation. The values of these variables are directly available from UCR and include year of observation (from 1965-1985), age group, and race. The second category of variables were computed using UCR data pertaining to the first category of variables. These are period, birth cohort of age group in each year, and average cohort size for each single age within each single group. The third category includes variables that describe the annual age-by-race specific arrest rates for the different crime types. These variables were estimated for race, age, group, crime type, and year using data directly available from UCR and population estimates from Census publications. The fourth category includes variables similar to the third group. Data for estimating these variables were derived from available UCR data on the total number of offenses known to the police and total arrests in combination with the age-by-race specific arrest rates for the different crime types.

Class IV

Universe: All arrests and crimes reported to police in the United States in the period 1965-1985.

Extent of collection: 1 data file + machine-readable documentation (text) + SAS data definition statements + SPSS data definition statements

Extent of processing: UNDOCCHK.ICPSR

Logical record length data format with SAS and SPSS data definition statements

rectangular file structure

294 cases

12 variables

66-unit-long record

1 record per case

Related publications:

Blumstein, A., J. Cohen, and R. Rosenfeld
"Trend and deviation in crime rates: A comparison of UCR and NCS data for burglary and robbery." *Criminology* 29 (May 1991), 237-263.

Blumstein, A., J. Cohen, and R. Rosenfeld
"Compositional and contextual effects of age on crime rates." San Francisco, CA: Paper presented at the annual meeting of the American Sociological Association, 1989.

Rosenfeld, R.

"Economic inequality and age-by-race specific crime rates: A cross-section time-series analysis." Reno, NV: Paper presented at the annual meeting of the American Society of Criminology, 1989.

Federal Bureau of Investigation,
U.S. Dept. of Justice

Uniform crime reporting program series

Since 1930, the Federal Bureau of Investigation has compiled the Uniform Crime Reports (UCR) to serve as periodic nationwide assessments of reported crime not available elsewhere in the criminal justice system. With the 1977 data, the title was expanded to "Uniform Crime Reporting Program Data". Participating law enforcement agencies contribute reports either directly or through their state reporting programs. The agencies report the number of offenses that become known to them, either as arrests or reported offenses, according to the Crime Index categories of serious (Part I) offenses: murder,

forcible rape, robbery, aggravated assault, burglary, larceny-theft, and motor vehicle theft. Most collections also cover Part II index crimes: arson, forgery, fraud, embezzlement, vandalism, weapons violations, sex offenses, drug and alcohol abuse violations, gambling, vagrancy, curfew, and runaways. The UCR data are archived at ICPSR as five separate components: (1) summary data, (2) county-level data, (3) incident-level data (National Incident-Based Reporting System [NIBRS]), (4) hate crime data, and (5) various, mostly nonrecurring, data collections (merged data for a range of years, usually prepared by individual researchers). The universe for the NIBRS data is local law enforcement agencies in the United States participating in the program. For the other components, the universe is crimes reported by law enforcement agencies in the United States. For descriptions of each component, see the subheadings below.

Related publications:

Federal Bureau of Investigation
"Crime in the United States: Uniform crime reports for the United States." Washington, DC: U.S. Government Printing Office, annual.

Federal Bureau of Investigation
Uniform crime reporting handbook. Washington, DC: U.S. Government Printing Office, 1980.

Bureau of Justice Statistics
"Felony sentences in state courts, 1990." Washington, DC: U.S. Government Printing Office, 1993.

Summary Data

The summary data are reported in four types of files: (1) Offenses Known and Clearances by Arrest, (2) Property Stolen and Recovered, (3) Supplementary Homicide Reports (SHR), and (4) Police Employee (LEOKA) Data. All four types of summary data for the years 1975-1997 can be found in **Uniform crime reporting program data [United States]: 1975-1997** (ICPSR 9028). Summary data after 1997 are released as four separate collections each year under their own ICPSR study numbers. Offenses Known and Clearances by Arrest data files include monthly data on the number of Crime Index offenses reported and the number of offenses cleared by arrest or other means. The counts include all reports of Index Crimes (excluding arson) received from victims, officers who discovered infractions, or other

sources. The Property Stolen and Recovered data are collected on a monthly basis by all UCR contributing agencies. These data, aggregated at the agency level, report on the nature of the crime, the monetary value of the property stolen, and the type of property stolen. Similar information regarding recovered property is also included in the data. The Supplementary Homicide Reports provide incident-based information on criminal homicides. The data also contain information describing the victim of the homicide, the offender, and the relationship between victim and offender. The Police Employee (LEOKA) Data provide information about law enforcement officers killed or assaulted (hence the acronym, LEOKA) in the line of duty. The variables created from the LEOKA forms provide in-depth information on the circumstances surrounding killings or assaults, including type of call answered, type of weapon used, and type of patrol the officers were on.

**Uniform crime reporting program data
[United States]: 1975-1997**

(ICPSR 9028)

Note: The part numbers are not consecutive.

Extent of collection: 92 data files + machine-readable documentation (PDF) + SAS data definition statements + SPSS data definition statements

Extent of processing: CDBK.ICPSR/ RECODE/ DDEF.ICPSR/ UNDOCCHK.ICPSR/ REFORM.DATA/ CONCHK.ICPSR/ REFORM.DOC

Logical record length data format with SAS and SPSS data definition statements

Parts 1,5,9,13,17,21,26,30,35,49,50,
51,55,59,63,67,71,75,79,83,87,91,95

**Offenses known and clearances by
arrest, 1975-1997**

rectangular file structure
13,516 to 18,921 cases per part
1,200 to 1,458 variables per part
3,539- to 7,971-unit-long record per part
1 record per case

Parts 2,6,10,14,18,22,27,31,36,39,44,
52,56,60,64,68,72,76,80,84,88,92,96

**Property stolen and recovered,
1975-1997**

rectangular file structure
12,991 to 17,078 cases per part
1,101 to 1,131 variables per part
5,969 to 8,852-unit-long record per part
1 record per case

Parts 3,7,11,15,19,23,28,32,37,40,45,
53,57,61,65,69,73,77,81,85,89,93,97

**Supplementary homicide reports,
1975-1997**

rectangular file structure
15,054 to 22,984 cases per part
31 to 156 variables per part
97- to 314-unit-long record per part
1 record per case

Parts 4,8,12,16,20,24,29,33,38,41,46,54,
58,62,66,70,74,78,82,86,90,94,98

**Police employee (LEOKA) data,
1975-1997**

rectangular file structure
14,518 to 18,921 cases per part
2,255 to 2,260 variables per part
3,153 to 7,690-unit-long record per part
1 record per case

**Uniform crime reporting program data
[United States]: Offenses known and
clearances by arrest, 1998**

(ICPSR 2904)

Extent of collection: 1 data file + machine-readable documentation (PDF) + SAS data definition statements + SPSS data definition statements

Extent of processing: CDBK.ICPSR/
DDEF.ICPSR/ CONCHK.ICPSR/ REFORM.DATA/
REFORM.DOC/ UNDOCCHK.ICPSR

Logical record length data format with SAS and SPSS data definition statements

rectangular file structure
18,510 cases
1,448 variables
3,813-unit-long record
1 record per case

**Uniform crime reporting program data
[United States]: Offenses known and
clearances by arrest, 1999**

(ICPSR 3158)

Extent of collection: 1 data file + machine-
readable documentation (PDF) + SAS data
definition statements + SPSS data definition
statements

Extent of processing: CDBK.ICPSR/
DDEF.ICPSR/ REFORM.DATA/ UNDOCCHK.ICPSR/
CONCHK.ICPSR/ REFORM.DOC

Logical record length data format with SAS
and SPSS data definition statements

rectangular file structure
18,778 cases
1,448 variables
3,792-unit-long record
1 record per case

**Uniform crime reporting program data
[United States]: Police employee
(LEOKA) data, 1998**

(ICPSR 2907)

Extent of collection: 1 data file + machine-
readable documentation (PDF) + SAS data
definition statements + SPSS data definition
statements

Extent of processing: CDBK.ICPSR/
DDEF.ICPSR/ CONCHK.ICPSR/ REFORM.DOC/
UNDOCCHK.ICPSR

Logical record length data format with SAS
and SPSS data definition statements

rectangular file structure
18,511 cases
2,264 variables
3,460-unit-long record
1 record per case

**Uniform crime reporting program data
[United States]: Police employee
(LEOKA) data, 1999**

(ICPSR 3165)

Extent of collection: 1 data file + machine-
readable documentation (PDF) + SAS data

definition statements + SPSS data definition
statements.

Extent of processing: CDBK.ICPSR/
DDEF.ICPSR/ UNDOCCHK.ICPSR/ CONCHK.ICPSR/
REFORM.DOC

Logical record length data format with SAS
and SPSS data definition statements

rectangular file structure
18,778 cases
2,264 variables
3,313-unit-long record
1 record per case

**Uniform crime reporting program data
[United States]: Property stolen and
recovered, 1998**

(ICPSR 2905)

Extent of collection: 1 data file + machine-
readable documentation (PDF) + SAS data
definition statements + SPSS data definition
statements

Extent of processing: UNDOCCHK.ICPSR/
CDBK.ICPSR/ DDEF.ICPSR/ REFORM.DATA/
CONCHK.ICPSR/ REFORM.DOC

Logical record length data format with SAS
and SPSS data definition statements

rectangular file structure
16,536 cases
1,126 variables
5,919-unit-long record
1 record per case

**Uniform crime reporting program data
[United States]: Property stolen and
recovered, 1999**

(ICPSR 3164)

Extent of collection: 1 data file + machine-
readable documentation (PDF) + SAS data
definition statements + SPSS data definition
statements

Extent of processing: CDBK.ICPSR/
DDEF.ICPSR/ REFORM.DATA/ UNDOCCHK.ICPSR/
CONCHK.ICPSR/ REFORM.DOC

Logical record length data format with SAS
and SPSS data definition statements

rectangular file structure
16,795 cases
1,126 variables
5,994-unit-long record
1 record per case

**Uniform crime reporting program data
[United States]: Supplementary
homicide reports, 1998**

(ICPSR 2906)

Extent of collection: 1 data file + machine-readable documentation (PDF) + SAS data definition statements + SPSS data definition statements

Extent of processing: CDBK.ICPSR/
DDEF.ICPSR/ CONCHK.ICPSR/ REFORM.DOC/
UNDOCCHK.ICPSR

Logical record length data format with SAS
and SPSS data definition statements

rectangular file structure
14,114 cases
151 variables
271-unit-long record
1 record per case

**Uniform crime reporting program data
[United States]: Supplementary
homicide reports, 1999**

(ICPSR 3162)

Extent of collection: 1 data file + machine-readable documentation (PDF) + SAS data definition statements + SPSS data definition statements

Extent of processing: CDBK.ICPSR/
DDEF.ICPSR/ UNDOCCHK.ICPSR/ CONCHK.ICPSR/
REFORM.DOC

Logical record length data format with SAS
and SPSS data definition statements

rectangular file structure
12,792 cases
152 variables
270-unit-long record
1 record per case

County-Level Data

These data collections contain county-level counts of arrests and offenses for Part I offenses (murder, rape, robbery, aggravated assault, burglary, larceny, auto theft, and arson) and counts of arrests for Part II offenses (forgery, fraud, embezzlement, vandalism, weapons violations, sex offenses, drug and alcohol abuse violations, gambling, vagrancy, curfew violations, and runaways). Two major changes to the UCR county-level files were implemented beginning with the 1994 data. A new imputation algorithm to adjust for incomplete reporting by individual law enforcement jurisdictions was adopted. Within each county, data from agencies reporting 3 to 11 months of information were weighted to yield 12-month equivalents. Data for agencies reporting less than 3 months of data were replaced with data estimated by rates calculated from agencies reporting 12 months of data located in the agency's geographic stratum within their state. Secondly, a new Coverage Indicator was created to provide users with a diagnostic measure of aggregated data quality in a particular county. Data from agencies reporting only statewide figures were allocated to the counties in the state in proportion to each county's share of the state population. UCR program staff at the FBI were consulted in developing the new adjustment procedures. However, the UCR county-level files from 1994-on are not official FBI UCR releases and are being provided for research purposes only. Users with questions regarding these UCR county-level data files can contact the National Archive of Criminal Justice Data at ICPSR.

**Uniform crime reporting program data
[United States]: County level arrest and
offenses data, 1977-1983**

(ICPSR 8703)

Extent of collection: 14 data files + machine-readable documentation (PDF) + SAS data definition statements + SPSS data definition statements

Extent of processing: DDEF.ICPSR/
REFORM.DOC

Logical record length data format with SAS
and SPSS data definition statements

Parts 1, 3, 5, 7, 9, 11, 13
Arrest files, 1977-1983
rectangular file structure
3,123 to 3,129 cases per part
19 variables
83-unit-long record
1 record per case

Parts 2, 4, 6, 8, 10, 12, 14
Offenses files, 1977-1983
rectangular file structure
3,123 to 3,128 cases per part
17 variables
80-unit-long record
1 record per case

**Uniform crime reporting program data
[United States]: County level arrest and
offenses data, 1984**

(ICPSR 8714)

Class III

Extent of collection: 2 data files + machine-
readable documentation (text)

Logical record length and card image data
formats

Part 1
Arrests, 1984
rectangular file structure
3,125 cases
19 variables
83-unit-long record
1 record per case

Part 2
Offenses, 1984
rectangular file structure
3,119 cases
17 variables
80-unit-long record
1 record per case

**Uniform crime reports: County level
detailed arrest and offense data, 1985
and 1987**

(ICPSR 9252)

Class III

Extent of collection: 8 data files + machine-
readable documentation (text)

Logical record length data format

Part 1
Arrests, all ages: 1985
rectangular file structure
3,131 cases
53 variables
242-unit-long record
1 record per case

Part 2
Arrests, adults: 1985
rectangular file structure
3,131 cases
53 variables
242-unit-long record
1 record per case

Part 3
Arrests, juveniles: 1985
rectangular file structure
3,131 cases
53 variables
242-unit-long record
1 record per case

Part 4
Crimes reported: 1985
rectangular file structure
3,130 cases
17 variables
73-unit-long record
1 record per case

Part 5
Arrests, all ages: 1987
rectangular file structure
3,132 cases
53 variables
245-unit-long record
1 record per case

Part 6
Arrests, adults: 1987
rectangular file structure
3,132 cases
53 variables
245-unit-long record
1 record per case

Part 7
Arrests, juveniles: 1987
rectangular file structure
3,132 cases
53 variables
245-unit-long record
1 record per case

Part 8

Crimes reported: 1987

rectangular file structure

3,130 cases

17 variables

74-unit-long record

1 record per case

**Uniform crime reports: County level
arrest and offense data, 1986**

(ICPSR 9119)

Extent of collection: 4 data files + machine-readable documentation (PDF) + SAS data definition statements + SPSS data definition statements

Extent of processing: CDBK.ICPSR/ RECODE/
DDEF.ICPSR/ MDATA.ICPSR/ UNDOCCHK.ICPSR

Logical record length data format with SAS
and SPSS data definition statements

Part 1

Arrests, all ages

rectangular file structure

3,136 cases

55 variables

239-unit-long record

1 record per case

Part 2

Arrests, adults

rectangular file structure

3,136 cases

55 variables

239-unit-long record

1 record per case

Part 3

Arrests, juveniles

rectangular file structure

3,136 cases

55 variables

239-unit-long record

1 record per case

Part 4

Crimes reported

rectangular file structure

3,136 cases

18 variables

81-unit-long record

1 record per case

**Uniform crime reports: County level
detailed arrest and offense data, 1988**

(ICPSR 9335)

Extent of collection: 4 data files + machine-readable documentation (text) + OSIRIS dictionaries + SAS data definition statements + SPSS data definition statements

Extent of processing: CDBK.ICPSR/ RECODE/
DDEF.ICPSR/ MDATA.ICPSR/ UNDOCCHK.ICPSR

Logical record length data format with SAS
and SPSS data definition statements

Part 1

Arrests, all ages, 1988

rectangular file structure

3,132 cases

53 variables

230-unit-long record

1 record per case

Part 2

Arrests, adults, 1988

rectangular file structure

3,132 cases

53 variables

230-unit-long record

1 record per case

Part 3

Arrests, juveniles, 1988

rectangular file structure

3,132 cases

53 variables

230-unit-long record

1 record per case

Part 4

Crimes reported, 1988

rectangular file structure

2,944 cases

17 variables

73-unit-long record

1 record per case

**Uniform crime reporting program data
[United States]: Detailed arrest and
offense data for 321 counties, 1988**

(ICPSR 9470)

Sampling: Counties were selected to match those chosen for the **National judicial reporting program, 1988: [United States]** (ICPSR 9449).

Note: (1) Data are included for 321 counties in the United States. (2) These files are a subset of **Uniform crime reports: County level detailed arrest and offense data, 1988** (ICPSR 9335), and were created to be used with **National judicial reporting program, 1988: [United States]** (ICPSR 9449). Users wishing to replicate figures in the Bureau of Justice Statistics report entitled "Felony sentences in state courts, 1988" should use both this collection and ICPSR 9449.

Extent of collection: 4 data files + machine-readable documentation (text) + OSIRIS dictionaries + SAS data definition statements + SPSS data definition statements + machine-readable frequencies

Extent of processing: CDBK.ICPSR/ RECODE/ DDEF.ICPSR/ MDATA.ICPSR/ UNDOCCHK.ICPSR

Logical record length data format with SAS and SPSS data definition statements

Part 1

Arrests, all ages, 1988
rectangular file structure
321 cases
53 variables
229-unit-long record
1 record per case

Part 2

Arrests, adults, 1988
rectangular file structure
321 cases
53 variables
229-unit-long record
1 record per case

Part 3

Arrests, juveniles, 1988
rectangular file structure
321 cases
53 variables
229-unit-long record
1 record per case

Part 4

Crimes reported, 1988
rectangular file structure
321 cases
17 variables
73-unit-long record
1 record per case

Uniform crime reporting program data [United States]: County-level detailed arrest and offense data, 1989

(ICPSR 9573)

Extent of collection: 4 data files + machine-readable documentation (PDF) + OSIRIS dictionaries + SAS data definition statements + SPSS data definition statements

Extent of processing: CDBK.ICPSR/ RECODE/ DDEF.ICPSR/ MDATA.ICPSR/ UNDOCCHK.ICPSR/ REFORM.DOC

Logical record length data format with SAS and SPSS data definition statements

Part 1

Arrests, all ages, 1989
rectangular file structure
3,132 cases
53 variables
232-unit-long record
1 record per case

Part 2

Arrests, adults, 1989
rectangular file structure
3,132 cases
53 variables
232-unit-long record
1 record per case

Part 3

Arrests, juveniles, 1989
rectangular file structure
3,132 cases
53 variables
232-unit-long record
1 record per case

Part 4

Crimes reported, 1989
rectangular file structure
3,127 cases
17 variables
74-unit-long record
1 record per case

Uniform crime reporting program data [United States]: County-level detailed arrest and offense data, 1990

(ICPSR 9785)

Extent of collection: 4 data files + machine-readable documentation (text) + SAS data definition statements + SPSS data definition statements

Extent of processing: MDATA/ RECODE/
UNDOCCHK.ICPSR

Logical record length data format with SAS
and SPSS data definition statements

Part 1

Arrests, all ages
rectangular file structure
3,142 cases
55 variables
239-unit-long record
1 record per case

Part 2

Arrests, adults
rectangular file structure
3,142 cases
55 variables
239-unit-long record
1 record per case

Part 3

Arrests, juveniles
rectangular file structure
3,142 cases
55 variables
239-unit-long record
1 record per case

Part 4

Crimes reported
rectangular file structure
3,142 cases
18 variables
82-unit-long record
1 record per case

**Uniform crime reporting program data
[United States]: County-level detailed
arrest and offense data, 1991**

(ICPSR 6036)

Note: No arrest data are included for South Carolina and no arrest or offense data are included for Iowa due to those states' conversion to the National Incident-Based Reporting System (NIBRS) in 1991.

Extent of collection: 4 data files + machine-readable documentation (text) + SAS data definition statements + SPSS data definition statements

Extent of processing: MDATA/ RECODE/
UNDOCCHK.ICPSR

Logical record length data format with SAS
and SPSS data definition statements

Part 1

Arrests, all ages
rectangular file structure
3,142 cases
55 variables
236-unit-long record
1 record per case

Part 2

Arrests, adults
rectangular file structure
3,142 cases
55 variables
236-unit-long record
record per case 1

Part 3

Arrests, juveniles
rectangular file structure
3,142 cases
55 variables
236-unit-long record
1 record per case

Part 4

Crimes reported
rectangular file structure
3,142 cases
18 variables
81-unit-long record
1 record per case

**Uniform crime reporting program data
[United States]: County-level detailed
arrest and offense data, 1992**

(ICPSR 6316)

Extent of collection: 4 data files per collection + machine-readable documentation (text) + SAS data definition statements + SPSS data definition statements

Extent of processing: MDATA/ RECODE/
UNDOCCHK.ICPSR

Logical record length data format with SAS
and SPSS data definition statements

Part 1

Arrests, all ages
rectangular file structure
3,143 cases
55 variables
235-unit-long record
1 record per case

Part 2
Arrests, adults
rectangular file structure
3,143 cases
55 variables
235-unit-long record
1 record per case

Part 3
Arrests, juveniles
rectangular file structure
3,143 cases
55 variables
235-unit-long record
1 record per case

Part 4
Crimes reported
rectangular file structure
3,143 cases
18 variables
81-unit-long record
1 record per case

**Uniform crime reporting program data
[United States]: County-level detailed
arrest and offense data, 1993**

(ICPSR 6545)

Extent of collection: 8 data files + machine-readable documentation (text) + SAS data definition statements + SPSS data definition statements

Extent of processing: CDBK.ICPSR/ RECODE/ DDEF.ICPSR/ MDATA.ICPSR/ UNDOCCHK.ICPSR

Logical record length data format with SAS and SPSS data definition statements

Part 1
Arrests, all ages
rectangular file structure
3,144 cases
55 variables
237-unit-long record
1 record per case

Part 2
Arrests, adult
rectangular file structure
3,143 cases
55 variables
235-unit-long record
1 record per case

Part 3
Arrests, juveniles
rectangular file structure
3,143 cases
55 variables
235-unit-long record
1 record per case

Part 4
Crimes reported
rectangular file structure
3,143 cases
18 variables
81-unit-long record
1 record per case

**Uniform crime reporting program data
[United States]: County-level detailed
arrest and offense data, 1994**

(ICPSR 6669)

Note: No arrest data were provided for Kansas, and only the city of Wichita provided offense data for Kansas. Also, no arrest or offense data were reported for the state of Montana. Complete data were not reported for Delaware, Illinois, and Mississippi. For drug offenses, Alabama reported only totals for drug sale/manufacture and drug possession. Breakdowns of individual drug categories were not reported.

Extent of collection: 8 data files + machine-readable documentation (PDF) + SAS data definition statements + SPSS data definition statements

Extent of processing: CDBK.ICPSR/ RECODE/ DDEF.ICPSR/ MDATA.ICPSR/ UNDOCCHK.ICPSR

Logical record length data format with SAS and SPSS data definition statements

Part 1
Arrests, all ages
rectangular file structure
3,144 cases
56 variables
241-unit-long record
1 record per case

Part 2
Arrests, adult
rectangular file structure
3,144 cases
56 variables
241-unit-long record
1 record per case

Part 3
Arrests, juveniles
rectangular file structure
3,144 cases
56 variables
241-unit-long record
1 record per case

Part 4
Crimes reported
rectangular file structure
3,144 cases
21 variables
97-unit-long record
1 record per case

Part 5
Allocated statewide data for arrests, all ages
rectangular file structure
3,144 cases
57 variables
249-unit-long record
1 record per case

Part 6
Allocated statewide data for arrests, adults
rectangular file structure
3,144 cases
57 variables
249-unit-long record
1 record per case

Part 7
Allocated statewide data for arrests, juveniles
rectangular file structure
3,144 cases
57 variables
249-unit-long record
1 record per case

Part 8
Allocated statewide data for crimes reported
rectangular file structure
3,144 cases
22 variables
104-unit-long record
1 record per case

Uniform crime reporting program data [United States]: County-level detailed arrest and offense data, 1995
(ICPSR 6850)

Note: No arrest data were provided for Kansas, Montana, or New Hampshire. In Illinois, arrest data were provided only for Chicago, and limited arrest statistics were provided for Delaware and Kentucky. For most counties in Vermont, the majority of arrest data were reported by the state police in that county. Only five cities in Illinois, two cities in Kansas, and four cities in Montana reported crime data for their respective states.

Extent of collection: 8 data files + machine-readable documentation (PDF) + SAS data definition statements + SPSS data definition statements

Extent of processing: CDBK.ICPSR/ RECODE/ DDEF.ICPSR/ MDATA.ICPSR/ UNDOCCHK.ICPSR

Logical record length data format with SAS and SPSS data definition statements

Part 1
Arrests, all ages
rectangular file structure
3,144 cases
56 variables
242-unit-long record
1 record per case

Part 2
Arrests, adult
rectangular file structure
3,144 cases
56 variables
242-unit-long record
1 record per case

Part 3
Arrests, juveniles
rectangular file structure
3,144 cases
56 variables
242-unit-long record
1 record per case

Part 4
Crimes reported
rectangular file structure
3,144 cases
21 variables
97-unit-long record
1 record per case

Part 5
Allocated statewide data for arrests, all ages

rectangular file structure
3,144 cases
57 variables
250-unit-long record
1 record per case

Part 6
Allocated statewide data for arrests, adults

rectangular file structure
3,144 cases
57 variables
250-unit-long record
1 record per case

Part 7
Allocated statewide data for arrests, juveniles

rectangular file structure
3,144 cases
57 variables
250-unit-long record
1 record per case

Part 8
Allocated statewide data for crimes reported

rectangular file structure
3,144 cases
22 variables
104-unit-long record
1 record per case

Uniform crime reporting program data [United States]: County-level detailed arrest and offense data, 1996

(ICPSR 2389)

Note: No arrest data were provided for Florida, Illinois, Kansas, or Montana. Limited arrest statistics were provided for Kentucky, Mississippi, and South Dakota. For most counties in Vermont, the majority of arrest data were reported by the state police in that county. No offense data were provided for Montana. Limited offense data were available for Florida, Illinois, Kentucky, Mississippi, Missouri, South Dakota, and Tennessee.

Extent of collection: 8 data files + machine-readable documentation (PDF) + SAS data

definition statements + SPSS data definition statements

Extent of processing: CDBK.ICPSR/ RECODE/ DDEF.ICPSR/ MDATA.ICPSR/ UNDOCCHK.ICPSR

Logical record length data format with SAS and SPSS data definition statements

Part 1
Arrests, all ages

rectangular file structure
3,144 cases
56 variables
244-unit-long record
1 record per case

Part 2
Arrests, adult

rectangular file structure
3,144 cases
56 variables
244-unit-long record
1 record per case

Part 3
Arrests, juveniles

rectangular file structure
3,144 cases
56 variables
244-unit-long record
1 record per case

Part 4
Crimes reported

rectangular file structure
3,144 cases
21 variables
97-unit-long record
1 record per case

Part 5
Allocated statewide data for arrests, all ages

rectangular file structure
3,144 cases
57 variables
250-unit-long record
1 record per case

Part 6
Allocated statewide data for arrests, adults

rectangular file structure
3,144 cases
57 variables
250-unit-long record
1 record per case

Part 7

Allocated statewide data for arrests, juveniles

rectangular file structure
3,144 cases
57 variables
250-unit-long record
1 record per case

Part 8

Allocated statewide data for crimes reported

rectangular file structure
3,144 cases
22 variables
104-unit-long record
1 record per case

Uniform crime reporting program data [United States]: County-level detailed arrest and offense data, 1997

(ICPSR 2764)

Note: No arrest data were provided for Florida, Kansas, Vermont, or Washington, DC. Limited arrest data were available for Illinois, Kentucky, New Hampshire, and South Dakota. No offense data were provided for Vermont. Limited offense data were available for Alaska, Illinois, Kansas, Kentucky, Mississippi, Missouri, Montana, New Hampshire, and South Dakota.

Extent of collection: 8 data files + machine-readable documentation (PDF) + SAS data definition statements + SPSS data definition statements

Extent of processing: CDBK.ICPSR/ RECODE/ DDEF.ICPSR/ MDATA.ICPSR/ UNDOCCHK.ICPSR

Logical record length data format with SAS and SPSS data definition statements

Part 1

Arrests, all ages

rectangular file structure
3,145 cases
56 variables
245-unit-long record
1 record per case

Part 2

Arrests, adult

rectangular file structure
3,145 cases
56 variables
245-unit-long record
1 record per case

Part 3

Arrests, juveniles

rectangular file structure
3,145 cases
56 variables
245-unit-long record
1 record per case

Part 4

Crimes reported

rectangular file structure
3,145 cases
21 variables
97-unit-long record
1 record per case

Part 5

Allocated statewide data for arrests, all ages

rectangular file structure
3,145 cases
57 variables
250-unit-long record
1 record per case

Part 6

Allocated statewide data for arrests, adults

rectangular file structure
3,145 cases
57 variables
250-unit-long record
1 record per case

Part 7

Allocated statewide data for arrests, juveniles

rectangular file structure
3,145 cases
57 variables
250-unit-long record
1 record per case

Part 8

Allocated statewide data for crimes reported

rectangular file structure
3,145 cases
22 variables
104-unit-long record
1 record per case

**Uniform crime reporting program data
[United States]: County-level detailed
arrest and offense data, 1998**

(ICPSR 2910)

Note: (1) In the arrest files (Parts 1-3 and 5-7), data were estimated for agencies reporting 0 months based on the procedures mentioned in the introduction to this series. However, due to the structure of the data received from the FBI, estimations could not be produced for agencies reporting 0 months in the Crimes Reported files (Parts 4 and 8). Offense data for agencies reporting 1 or 2 months are estimated using the above procedures. Users are encouraged to refer to the codebook for more information. (2) No arrest data were provided for Florida, Kansas, Wisconsin, and Washington, DC. Limited arrest data were available for Illinois, Kentucky, and New Hampshire. Limited offense data were available for Vermont. Limited offense data were available for Alaska, Illinois, Kansas, Kentucky, Mississippi, Missouri, Montana, South Dakota, and Wisconsin.

Extent of collection: 8 data files + machine-readable documentation (PDF) + SAS data definition statements + SPSS data definition statements

Extent of processing: CDBK.ICPSR/ RECODE/ DDEF.ICPSR/ MDATA.ICPSR/ UNDOCCHK.ICPSR

Logical record length data format with SAS and SPSS data definition statements

Part 1
Arrests, all ages
rectangular file structure
3,145 cases
56 variables
246-unit-long record
1 record per case

Part 2
Arrests, adult
rectangular file structure
3,145 cases
56 variables
246-unit-long record
1 record per case

Part 3
Arrests, juveniles
rectangular file structure
3,145 cases
56 variables
246-unit-long record
1 record per case

Part 4
Crimes reported
rectangular file structure
3,145 cases
21 variables
97-unit-long record
1 record per case

Part 5
Allocated statewide data for arrests, all ages
rectangular file structure
3,145 cases
57 variables
250-unit-long record
1 record per case

Part 6
Allocated statewide data for arrests, adults
rectangular file structure
3,145 cases
57 variables
250-unit-long record
1 record per case

Part 7
Allocated statewide data for arrests, juveniles
rectangular file structure
3,145 cases
57 variables
250-unit-long record
1 record per case

Part 8
Allocated statewide data for crimes reported
rectangular file structure
3,145 cases
22 variables
104-unit-long record
1 record per case

**Uniform crime reporting program data
[United States]: County-level detailed
arrest and offense data, 1999**

(ICPSR 3167)

Note: (1) The annual county-level Uniform Crime Reporting Program data collection created by ICPSR typically contains eight data files. However, ICPSR did not receive the adult and juvenile arrest data from the FBI. Therefore, the first edition of the 1999 collection only contains Parts 1, 4, 5, and 8. Parts 1 and 5 contain arrest data for all ages and Parts 4 and 8 contain the crimes report-

ed data. ICPSR will add Parts 2 and 3 (adult arrest data) and Parts 6 and 7 (juvenile arrest data) as soon as these data become available from the FBI. (2) No arrest data were provided for Florida, Kansas, and Wisconsin. Limited arrest data were available for Illinois, Kentucky, Montana, New Hampshire, and Washington, DC. Limited offense data were available for Illinois, Kansas, Kentucky, Mississippi, Missouri, Montana, and South Dakota.

Extent of collection: 4 data files + machine-readable documentation (PDF) + SAS data definition statements + SPSS data definition statements

Extent of processing: CDBK.ICPSR/
DDEF.ICPSR/ MDATA.ICPSR/ RECODE/
UNDOCCHK.ICPSR

Logical record length data format with SAS and SPSS data definition statements

Part 1

Arrests, all ages
rectangular file structure
3,145 cases
56 variables
246-unit-long record
1 record per case

Part 4

Crimes reported
rectangular file structure
3,145 cases
21 variables
97-unit-long record
1 record per case

Part 5

Allocated statewide data for arrests, all ages
rectangular file structure
3,145 cases
57 variables 250-unit-long record
1 record per case

Part 8

Allocated statewide data for crimes reported
rectangular file structure
3,145 cases
22 variables
104-unit-long record
1 record per case

Related publication:

Federal Bureau of Investigation.
Crime in the United States, 1999. Washington, DC: United States Government Printing Office, 2000.

National Incident-Based Reporting System (NIBRS) Data

With the creation of the National Incident-Based Reporting System (NIBRS), the Uniform Crime Reporting Program was expanded to capture incident-level data. In the late 1970s, the law enforcement community called for a thorough evaluative study of the UCR with the objective of recommending an expanded and enhanced UCR program to meet law enforcement needs into the 21st century. The FBI provided its support, formulating a comprehensive redesign effort. Following a multiyear study and, in consultation with local and state law enforcement executives, new guidelines for the Uniform Crime Reports were created. NIBRS was implemented to meet these guidelines. NIBRS data are archived at ICPSR as 13 separate data files, which can be merged by using linkage variables. The data focus on a variety of aspects of a crime incident. The Batch Header Segment (Parts 1–3) separates and identifies individual police agencies by Originating Agency Identifier (ORI). Batch Header information, which is contained on three records for each ORI, includes agency name, geographic location, and population of the area. Part 4, Administrative Segment, offers data on the incident itself (date and time). Each crime incident is delineated by one administrative segment record. Also provided are Part 5, Offense Segment (offense type, location, weapon use, and bias motivation); Part 6, Property Segment (type of property loss, property description, property value, drug type and quantity); Part 7, Victim Segment (age, sex, race, ethnicity, and injuries); Part 8, Offender Segment (age, sex, and race); and Part 9, Arrestee Segment (arrest date, age, sex, race, and weapon use). Part 10, Group B Arrest Report Segment, includes arrestee data for Group B crimes. Window Segments files (Parts 11–13) pertain to incidents for which the complete Group A Incident Report was not submitted to the FBI. In general, a Window Segment record will be generated if the incident occurred prior to January 1 of the previous year or if the incident occurred prior to when the agency started NIBRS reporting. As with UCR, participation in NIBRS is voluntary on the part of law enforcement agencies. The data are not a representative sample of crime in the United States.

Extent of collection: 13 data files per collection + machine-readable documentation (PDF) + SAS data definition statements + SPSS data definition statements

Extent of processing: CDBK.ICPSR/
DDEF.ICPSR/ REFORM.DATA/ REFORM.DOC/
UNDOCCHK.ICPSR

Logical record length data format with SAS
and SPSS data definition statements

Part 1
Batch header segment 1

Part 2
Batch header segment 2

Part 3
Batch header segment 3

Part 4
Administrative segment

Part 5
Offense segment

Part 6
Property segment

Part 7
Victim segment

Part 8
Offender segment

Part 9
Arrestee segment

Part 10
Group B arrest report segment

Part 11
Window exceptionally cleared segment

Part 12
Window recovered property segment

Part 13
Window arrestee segment

Related publication:
Federal Bureau of Investigation.
Uniform crime reporting handbook,
NIBRS edition. Washington, DC: U.S.
Government Printing Office, 1992.

National incident-based reporting system, 1995

(ICPSR 2259)

Note: For 1995, 9 states, fully or partially
participating in NIBRS, were included in the
dataset.

National incident-based reporting system, 1996

(ICPSR 2465)

Note: For 1996, nine states fully or partially
participated in NIBRS.

National incident-based reporting system, 1997

(ICPSR 2793)

Note: For 1997, 10 states, fully or partially
participating in NIBRS, were included in the
dataset.

National incident-based reporting system, 1998

(ICPSR 3031)

Note: For 1998, 15 states, fully or partially
participating in NIBRS, were included in the
dataset.

National incident-based reporting system, 1999

(ICPSR 3207)

Note: For 1999, 17 states, fully or partially
participating in NIBRS, were included in the
dataset.

Hate Crime Data

The collection of hate crime data by the Uni-
form Crime Reporting Program was mandat-
ed by the Hate Crime Act of 1990 and made
permanent by the Church Arson Prevention
Act of 1996. For this component, data are col-
lected "about crimes that manifest evidence of
prejudice based on race, religion, sexual ori-
entation, or ethnicity, including where appro-
priate the crimes of murder and non-negligent
manslaughter, forcible rape, aggravated as-
sault, simple assault, intimidation, arson and
destruction, damage or vandalism of prop-
erty." In September 1994, the Violent Crime Con-
trol and Law Enforcement Act amended the
Hate Crime Statistics Act to add disabilities,
both physical and mental, as factors that could
be considered a basis for hate crimes. Infor-
mation contained in the data include number
of victims and offenders involved in each hate

crime incident, type of victims, bias motivation, offense type, and location type.

Related publication:
Federal Bureau of Investigation.
"Hate crimes." Washington, DC: U.S. Government Printing Office, annual.

Uniform crime reporting program data [United States]: Hate crime data, 1992
(ICPSR 3005)

Uniform crime reporting program data [United States]: Hate crime data, 1993
(ICPSR 3006)

Uniform crime reporting program data [United States]: Hate crime data, 1994
(ICPSR 3007)

Uniform crime reporting program data [United States]: Hate crime data, 1995
(ICPSR 3008)

Uniform crime reporting program data [United States]: Hate crime data, 1996
(ICPSR 3027)

Uniform crime reporting program data [United States]: Hate crime data, 1997
(ICPSR 3028)

Uniform crime reporting program data [United States]: Hate crime data, 1998
(ICPSR 2909)

Uniform crime reporting program data [United States]: Hate crime data, 1999
(ICPSR 3200)

Note: The data are organized in a hierarchical file structure. There are two record types, batch header and incident record. Each police agency represented in the file has a single batch header record. If a police agency reported hate crime incidents, then one incident record for each hate crime incident is listed in the file immediately after the corre-

sponding batch header record. There are 53 variables for the batch header record and 60 variables for the incident record.

Extent of collections: 1 data file + machine-readable documentation (PDF) + SAS data definition statements + SPSS data definition statements

Extent of processing: DDEF.ICPSR/ RECODE/ REFORM.DOC/ SCAN/ UNDOCCHK.ICPSR

Logical record length data format with SAS and SPSS data definition statements

hierarchical file structure
282-unit-long record

Various UCR collections

These data collections, many of which are nonrecurring, go beyond the scope of the standard UCR collections provided by the FBI, either by including data for a range of years or by focusing on other aspects of analysis. The principal investigator is the FBI unless otherwise noted. The collections are arranged alphabetically by title.

Uniform crime reporting program data [United States], 1966–1976
(ICPSR 7676)

Extent of collection: 11 data files + machine-readable documentation (text) + SAS data definition statements + SPSS data definition statements

Extent of processing: CONCHK.PR/ CONCHK.ICPSR/ DDEF.ICPSR

Logical record length data format with SAS and SPSS data definition statements

Parts 1–11
Data for Supplement File A for 1966–1976

rectangular file structure
8,689 to 14,037 cases per part
1,129 variables
8,851-unit-long
1 record per case

Uniform crime reports: Arrest data for the 75 most populous counties in the United States, 1986

(ICPSR 9163)

Class III

Universe: The 75 most populous counties in the United States.

Extent of collection: 2 data files

Logical record length data format

Part 1

Adults

rectangular file structure

75 cases

49 variables

238-unit-long record

1 record per case

Part 2

Juveniles

rectangular file structure

75 cases

49 variables

238-unit-long record

1 record per case

Uniform crime reports: Arrest data for 121 counties in the United States, 1986

(ICPSR 9226)

Class III

Extent of collection: 2 data files

Logical record length data format

Part 1

Adults

rectangular file structure

121 cases

49 variables

238-unit-long record

1 record per case

Part 2

Juveniles

rectangular file structure

121 cases

49 variables

238-unit-long record

1 record per case

Chilton, Roland, and Dee Weber.

Uniform crime reporting program [United States]: Arrests by age, sex, and race for police agencies in metropolitan statistical areas, 1960-1997

(ICPSR 2538)

Summary: These data provide information on the number of arrests reported to the Federal Bureau of Investigation's (FBI) Uniform Crime Reporting (UCR) Program each year by police agencies in metropolitan statistical areas. Although not as well known as the "Crimes Known to the Police" data drawn from the Uniform Crime Report's Return A form, the arrest reports by age, sex, and race provide valuable data on 43 offenses. For this collection, the arrests reported by each agency were summarized for each of the years 1960 through 1997, and the original Uniform Crime Reports data were restructured to create two separate files for each year, a header record and a detail record. Header files can be linked to detail files by originating agency identifier (ORI). Other variables that are common to both types of files are: state, census group, year, division, and metropolitan statistical agency (MSA). The header datasets also include the agency name and the population covered. The detail files also contain the offense code and the age, sex, and race of the arrestees.

Universe: Arrests reported by cooperating police agencies in metropolitan statistical areas in the United States from January 1960 through December 1997.

Note: (1) Starting in 1974, the data were provided monthly to the Federal Bureau of Investigation by local law enforcement agencies participating in the FBI's Uniform Crime Reporting Program. These monthly data were summarized by the UCR section to produce yearly arrest totals for each agency. Prior to 1974, local police agencies submitted annual, rather than monthly, summary reports of arrests by age, sex, and race. (2) Data for 1960-1972 were given to the principal investigator in 1976. Additional datasets for specific years were provided over the following 19 years. In 1996, through a cooperative arrangement among ICPSR, the Bureau of Justice Statistics, and the Federal Bureau of Investigation, data were provided for the following years: 1973, 1977, 1979, 1981-1984, 1986-1989, 1991-1992, and 1994. (3) Because the data layout changed slightly in 1980, the data were restructured and refor-

matted at the University of Massachusetts, Amherst, in 1996 and 1997. All datasets now have the same layout, with pre-1980 codes and codes for 1980 and beyond clearly indicated.

Extent of collection: 76 data files + machine-readable documentation (PDF) + SAS data definition statements + SPSS data definition statements

Extent of processing: CDBK.ICPSR/ RECODE/ CONCHK.PR/ DDEF.ICPSR/ REFORM.DATA/ REFORM.DOC/ UNDOCCHK.PR

Logical record length data format with SAS and SPSS data definition statements

Parts 1-75 (odd)
Header files for 1960-1997
rectangular file structure
1,664 to 8,959 cases per part
18 variables per part
75-unit-long record per part
1 record per case per part

Parts 2-76 (even)
Detail files for 1960-1997
rectangular file structure
20,560 to 142,820 cases per part
71 variables per part
384-unit-long record per part
1 record per case per part

Federal Bureau of Investigation, U.S. Dept. of Justice, and Bureau of the Census, United States Dept. of Commerce

Uniform crime reports, 1958-1969, and county and city data books, 1962, 1967, 1972: Merged data

(ICPSR 7715)

Summary: This dataset includes selected variables and cases from the Federal Bureau of Investigation's Uniform Crime Reports, 1958-1969, and the County and City Data Books for 1962, 1967, and 1972. Data are reported for all United States cities with a population of 75,000 or more in 1960. Data from the Uniform Crime Reports include for each year the number of homicides, forcible rapes, robberies, aggravated assaults, burglaries, larcenies over 50 dollars, and auto thefts. Also included is the Total Crime Index, which is the simple sum of all the crimes listed

above. Selected variables describing population characteristics and city finances were taken from the 1962, 1967, and 1972 County and City Data Books.

Universe: All cities in the United States with a population of 75,000 or more in 1960.

Note: These data were taken from a dataset originally created by Alvin L. Jacobson and were prepared for use in ICPSR's Workshop on Data Processing and Data Management in the Criminal Justice Field in the summer of 1978, with further processing by Colin Loftin.

Extent of collection: 1 data file + machine-readable documentation (text) + OSIRIS dictionary + SAS data definition statements + SPSS data definition statements

Extent of processing: CDBK.ICPSR/ DDEF.ICPSR/ MDATA.ICPSR/ UNDOCCHK.ICPSR

Logical record length data format with SAS and SPSS data definition statements

rectangular file structure
172 cases
162 variables
1,440-unit-long record
1 record per case

Related publication:
Jacobson, Alvin L.

"Crime trends in Southern and non-Southern cities: A twenty-year perspective."
Social Forces (September 1975), 226-242.

Uniform crime reports, 1966-1976: Data aggregated by standard metropolitan statistical areas

(ICPSR 7743)

This dataset consists of an aggregation of all relevant law enforcement reporting agencies into Standard Metropolitan Statistical Areas (SMSAs), and corresponding approximate aggregations of crime rates and dispositions. Each case in this file is part of an SMSA, with data including annual statistics of eight index crimes (murder, manslaughter, rape, robbery, assault, burglary, larceny, and motor vehicle theft). There are 291 SMSAs in the file and 2,609 cases. Each case has 160 variables. The data were prepared by the Hoover Institution for Economic Studies of the Criminal Justice System at Stanford University.
Class IV

Extent of collection: 1 data file + machine-readable documentation (text)

Inter-university Consortium for Political and Social Research

Uniform crime reports (UCR) and federal information processing standards (FIPS) state and county geographic codes, 1990: United States
(ICPSR 2565)

Summary: This dataset was created to facilitate the conversion of Uniform Crime Reporting (UCR) Program state and county codes to Federal Information Processing Standards (FIPS) state and county codes. The four UCR agency-level data files archived at ICPSR in **Uniform crime reporting program data: [United States]** (ICPSR 9028) contain UCR state and county codes as geographic identifiers. Researchers who wish to use these data with other sources, such as Census data, may want to convert these UCR codes to FIPS codes in order to link the different data sources. This file was created to facilitate this linkage. It contains state abbreviations, UCR state and county codes, FIPS state and county codes, and county names for all counties present in the UCR data files since 1990. These same FIPS codes were used to create the UCR County-Level Detailed Arrest and Offense files from 1990–1996.

Universe: All counties in the United States.

Extent of collection: 1 data file + machine-readable documentation (PDF) + SAS data definition statements + SPSS data definition statements

Extent of processing: CDBK.ICPSR/ DDEF.ICPSR

Logical record length data format with SAS and SPSS data definition statements

rectangular file structure
3,142 cases
6 variables
43-unit-long record
1 record per case

Related publications:

"UCR 'summary-based' master files record descriptions." Federal Bureau of Investigation, December 6, 1990.

"Counties and equivalent entities of the United States, its possessions, and asso-

ciated areas." FIPS Publication 6-4. U.S. Dept. of Commerce. National Institute of Standards and Technology, August 31, 1990.

Carlson, Susan M.

Uniform crime reports: Monthly weapon-specific crime and arrest time series, 1975–1993 [National, state, and 12-city data]

(ICPSR 6792)

(included on CD-ROM CD0030)

This study was sponsored by the U.S. Dept. of Justice, National Institute of Justice. The grant number is 94-IJ-CX-0032.

Summary: These data were prepared in conjunction with a project using Bureau of Labor Statistics data (not provided with this collection) and the Federal Bureau of Investigation's Uniform Crime Reporting (UCR) Program data to examine the relationship between unemployment and violent crime. Three separate time-series data files were created as part of this project: a national time series (Part 1), a state time series (Part 2), and a time series of data for 12 selected cities: Baltimore, Buffalo, Chicago, Columbus, Detroit, Houston, Los Angeles, Newark, New York City, Paterson (New Jersey), and Philadelphia (Part 3). Each data file was constructed to include 82 monthly time series: 26 series containing the number of Part I (crime index) offenses known to police (excluding arson) by weapon used, 26 series of the number of offenses cleared by arrest or other exceptional means by weapon used in the offense, 26 series of the number of offenses cleared by arrest or other exceptional means for persons under 18 years of age by weapon used in the offense, a population estimate series, and three date indicator series. For the national and state data, agencies from the 50 states and Washington, DC, were included in the aggregated data file if they reported at least one month of information during the year. In addition, agencies that did not report their own data (and thus had no monthly observations on crime or arrests) were included to make the aggregated population estimate as close to Census estimates as possible. For the city time series, law enforcement agencies with jurisdiction over the 12 central cities were identified and the monthly data were extracted from each UCR annual file for each of the 12 agencies. The

national time-series file contains 82 time series, the state file contains 4,083 time series, and the city file contains 963 time series, each with 228 monthly observations per time series. The unit of analysis is the month of observation. Monthly crime and clearance totals are provided for homicide, negligent manslaughter, total rape, forcible rape, attempted forcible rape, total robbery, firearm robbery, knife/cutting instrument robbery, other dangerous weapon robbery, strong-arm robbery, total assault, firearm assault, knife/cutting instrument assault, other dangerous weapon assault, simple nonaggravated assault, assaults with hands/fists/feet, total burglary, burglary with forcible entry, unlawful entry-no force, attempted forcible entry, larceny-theft, motor vehicle theft, auto theft, truck and bus theft, other vehicle theft, and grand total of all actual offenses.

Universe: All crimes and arrests in the United States from 1975-1993.

Sampling: The national and state data include crime and arrest information from all 50 states and the District of Columbia. The selection of cities was based on policy-relevant similarities and differences. Factors included: (1) an increase in the city's poverty rate during the 1970s, (2) a change in the concentration of African-Americans residing in the city limits, (3) differences in the political-economic experiences, (4) robbery and aggravated assault rates that were substantially above the national levels, and (5) differences in the states' handgun control policies.

Note: (1) Data from the Bureau of Labor Statistics used in the analyses for the final report are not provided as part of this collection.

(2) The 1980 data were corrected by ICPSR and provided to the principal investigator, and the corrected data are included in this collection. (3) The 1993 data were added to the collection by the principal investigator after the initial phase of the project, and for this reason are not included in the Final Report.

Extent of collection: 3 data files + machine-readable documentation (PDF) + SAS data definition statements + SPSS data definition statements

Extent of processing: REFORM.DATA/
REFORM.DOC/ UNDOCCCHK.ICPSR/ DDEF.ICPSR

Logical record length data format with SAS and SPSS data definition statements

Part 1

National data

rectangular file structure
228 cases
82 variables
383-unit-long record
1 record per case

Part 2

State data

rectangular file structure
228 cases
4,083 variables
11,471-unit-long record
1 record per case

Part 3

City data

rectangular file structure
228 cases
963 variables
2,537-unit-long record
1 record per case

Related publication:

Carlson, Susan M.

"Unemployment and weapon-specific violent crime rates: National, state, and city analyses, 1975-1992" (Final Report).

Washington, DC: National Institute of Justice, 1995.

Pierce, Glenn L., William J. Bowers,
James Baird, and Joseph Heck

Uniform crime reports: National time series community-level database, 1967-1980

(ICPSR 8214)

This dataset includes detailed criminal offense and clearance information submitted monthly by over 3,000 consistently reporting law enforcement agencies in the United States. These data were processed at the Center for Applied Social Research, Northeastern University, Boston, Massachusetts, under several grants from the National Institute of Justice in order to produce easily accessible and highly reliable time series data on officially reported crime. Originally provided by the Federal Bureau of Investigation (FBI), these data exclude Uniform Crime Report (UCR) data from infrequently reporting law enforcement agencies. In general, only those agencies which submitted ten or more monthly reports in every year during 1967 through 1980 are included in this dataset.

The data include detailed breakdowns of offenses and clearances taken from disaggregated UCR Return A files. Of particular interest are weapon-specific robbery and assault variables; types of rape, burglary, larceny, and motor vehicle theft; and clearances by arrest (or other exceptional means) of adults and juveniles for each offense subtype. Both monthly and annual counts of these are available. Finally, as an aid to the user, each agency is identified by its FBI "ORI Code" as well as a sequential case number produced and documented by ICPSR in the codebook's appendix. Cases also may be identified by geographic region, state, SMSA, county, population size and group, and frequency of reporting. The time series data are stored in 14 separate files of annually pooled cross-sections. Each file contains approximately 1,279 variables for 3,328 cases where each case represents a consistently reporting law enforcement agency. The data are available in OSIRIS and card image formats. (See also the Federal Bureau of Investigation's **Uniform crime reports** series and related data collections by James Alan Fox and by Fox and Glenn L. Pierce in this chapter.)
Class II

Uniform crime reporting program data [United States]: Offenses known and clearances by arrest in all cities with populations over 250,000, 1987-1988

(ICPSR 9336)

Extent of collection: 1 data file + machine-readable documentation (text) + OSIRIS dictionary + SAS data definition statements + SPSS data definition statements + machine-readable frequencies

Extent of processing: CDBK.ICPSR/ RECODE/ DDEF.ICPSR/ MDATA.ICPSR/ UNDOCCHK.ICPSR

Logical record length data format with SAS and SPSS data definition statements

rectangular file structure
129 cases
1,458 variables
4,508-unit-long record
1 record per case

Uniform crime reporting program data [United States]: Offenses known and clearances by arrest in all cities with populations over 250,000, 1989

(ICPSR 9572)

Extent of collection: 1 data file + machine-readable documentation (text) + OSIRIS dictionary + SAS data definition statements + SPSS data definition statements

Extent of processing: CDBK.ICPSR/ RECODE/ DDEF.ICPSR/ MDATA.ICPSR/ UNDOCCHK.ICPSR

Logical record length data format with SAS and SPSS data definition statements

rectangular file structure
62 cases
84 variables
492-unit-long record
1 record per case

Pierce, Glenn L., and James Alan Fox

Uniform crime reports: Offenses known and clearances by arrest time series data, 1965-1983

(ICPSR 8631)

Summary: The Uniform Crime Reporting (UCR) Program Data is a system designed to monitor the incidence of crime and the activities of law enforcement agencies at the community level. Participating local law enforcement agencies throughout the nation report regularly (usually on a monthly basis) on the volume of selected crimes and arrests and also on the levels of police personnel and types of police activities. This collection consists of time series data relating to offenses known and clearances by arrest for the years 1965-1983, 1970-1983, and 1975-1983. Only those agencies that consistently reported over the three time periods of the study were included. Consistently reporting agencies were defined as those agencies that were in operation during the time of the study and submitted nine or more monthly reports during the calendar year for the three specified time periods. Variables include number of actual offenses reported to the police, the total number of offenses for each category cleared by arrest, and the number of clearances by arrest involving only persons under 18 years of age. Crimes covered are criminal homicide, forcible rape, robbery, assault, burglary, larceny-theft, and motor vehicle theft.

(See also the Federal Bureau of Investigation's **Uniform crime reports** series and related data collections by James Alan Fox and by Fox and Glenn L. Pierce in this chapter.)
Class IV

Universe: All law enforcement agencies in the United States from 1965 to 1983.

Note: These data consist of variable length records. The longest logical record length is 5,676 characters.

Extent of collection: 42 data files

Logical record length data format

Parts 1–19
Years 1965–1983
rectangular file structure
3,396 cases
approx. 1,100 variables
1 record per case

Parts 20–33
Years 1970–1983
rectangular file structure
4,454 cases
approx. 1,100 variables
1 record per case

Parts 34–42
Years 1975–1983
rectangular file structure
8,149 cases
approx. 1,100 variables
1 record per case

Fox, James Alan, and Glenn L. Pierce

**Uniform crime reports [United States]:
Supplementary homicide reports,
1976–1983**

(ICPSR 8657)

Summary: These data provide incident-level information on criminal homicides including information on the date, location, circumstances, and method of offenses, as well as demographic characteristics of victims and perpetrators and the relationship between the two. Class IV

Universe: Homicides in the United States from January 1976 through December 1983.

Note: These data were restructured, reformatted, and cleaned at the Center for Applied

Social Research, Northeastern University, Boston, Massachusetts.

Extent of collection: 4 data files + SPSS data definition statements

Logical record length data format with SPSS data definition statements

Part 1
Agency aggregate
rectangular file structure
29,650 cases
9 variables
133-unit-long record
1 record per case

Part 2
Incident
rectangular file structure
155,267 cases
149 variables
268-unit-long record
1 record per case

Part 3
Offender
rectangular file structure
175,840 cases
69 variables
148-unit-long record
1 record per case

Part 4
Victim
rectangular file structure
161,587 cases
113 variables
223-unit-long record
1 record per case

Fox, James Alan

**Uniform crime reports [United States]:
Supplementary homicide reports,
1976–1992**

(ICPSR 6387)

This study was sponsored by the U.S. Dept. of Justice, National Institute of Justice. The grant numbers are 84-BJ-CX-0010 and OJP-94-091-M.

Summary: These data provide incident-level information on criminal homicides including date, location, circumstances, and method of offense, as well as demographic characteristics of victims and perpetrators and the relationship between the two. For this dataset,

the original Uniform Crime Reports data were completely restructured into a nested, or hierarchical, form with repeating records. Specifically, the file contains one record for each agency per year (record type "A"), nested within which is one record per incident (record type "I"). Victim records (record type "V") are in turn nested within incident records, and offender data are repeated for all offenders on each victim record. Part 3, ORI List, contains Originating Agency Identifier (ORI) codes used by the FBI.

Universe: Homicides in the United States from January 1976 through December 1992.

Note: These data were restructured, reformatted, and cleaned at the College of Criminal Justice, Northeastern University, Boston, Massachusetts.

Extent of collection: 1 data file + machine-readable documentation (text) + SAS data definition statements + SPSS data definition statements

Extent of processing: DDEF.ICPSR/ RECODE/ UNDOCCHK.ICPSR

Logical record length data format with SAS and SPSS data definition statements

Part 1:
Data file
hierarchical file structure

Part 3:
ORI list
33-unit-long record

Fox, James Alan

**Uniform crime reports [United States]:
Supplementary homicide reports,
1976-1994**

(ICPSR 6754)
(included on CD-ROMs CD0014 and CD0030)

Summary: These data provide incident-level information on criminal homicides including date, location, circumstances, and method of offense, as well as demographic characteristics of victims and perpetrators and the relationship between the two. The data were provided monthly to the Federal Bureau of Investigation (FBI) by local law enforcement agencies participating in the FBI's Uniform

Crime Reporting Program. For this dataset, the original Uniform Crime Reports data were completely restructured into a nested, or hierarchical, form with repeating offender records. Specifically, the file contains one record for each agency per year (record type "A"), nested within which is one record per incident (record type "I"). Victim records (record type "V") are in turn nested within incident records, and offender data are repeated for all offenders on each victim record. The data file structure is the same as that used in **Uniform crime reports [United States]: Supplementary homicide reports, 1976-1992** (ICPSR 6399), except that negligent manslaughters, justifiable homicides, and one variable (RETAHOM) are not available in this updated file. Part 3, ORI List, contains Originating Agency Identifier codes used by the FBI, along with the corresponding agency name.

Universe: Homicides in the United States from January 1976 through December 1994.

Note: These data were restructured, reformatted, and cleaned at the College of Criminal Justice, Northeastern University, Boston, Massachusetts.

Extent of collection: 1 data file + machine-readable documentation (text) + SAS data definition statements + SPSS data definition statements

Extent of processing: MDATA.PR/ RECODE/ MDATA.ICPSR/ UNDOCCHK.ICPSR/ DDEF.ICPSR/ REFORM.DOC

Logical record length data format with SAS and SPSS data definition statements

Part 1
Data file
hierarchical file structure
138-unit-long record

Part 2
ORI list
33-unit-long record

Related publication:
Fox, James Alan

"Trends in juvenile violence: A report to the United States attorney general on current and future rates of juvenile offending." NCJ 170379. Washington, DC: Bureau of Justice Statistics, 1996.

Fox, James Alan

**Uniform crime reports [United States]:
Supplementary homicide reports,
1976-1997**

(ICPSR 2832)

Summary: These data provide incident-level information on criminal homicides including location, circumstances, and method of offense, as well as demographic characteristics of victims and perpetrators and the relationship between the two. The data were provided monthly to the Federal Bureau of Investigation (FBI) by local law enforcement agencies participating in the FBI's Uniform Crime Reporting Program.

Universe: Homicides in the United States from January 1976 through December 1997.

Extent of collection: 2 data files + machine-readable documentation (PDF) + SAS data definition statements + SPSS data definition statements

Extent of processing: CDBK.ICPSR/ MDATA.PR/ CONCHK.ICPSR/ DDEF.ICPSR/ MDATA.ICPSR/ UNDOCCHK.ICPSR

Logical record length data format with SAS and SPSS data definition statements

**Part 1
Victim data**
rectangular file structure
425,745 cases
29 variables
95-unit-long record
1 record per case

**Part 2
Offender data**
rectangular file structure
470,182 cases
31 variables
111-unit-long record
1 record per case

Related publication:
Fox, James Alan
"Trends in juvenile violence: A report to the United States Attorney General on current and future rates of juvenile offend-

ing." Boston, MA: Northeastern University, March 1996.

Fox, James Alan

**Uniform crime reports [United States]:
Supplementary homicide reports,
1976-1998**

(ICPSR 3000)

(included on CD-ROM CD0033)

Summary: These data provide incident-level information on criminal homicides including location, circumstances, and method of offense, as well as demographic characteristics of victims and perpetrators and the relationship between the two. The data were provided monthly to the Federal Bureau of Investigation (FBI) by local law enforcement agencies participating in the FBI's Uniform Crime Reporting Program.

Universe: Homicides in the United States from January 1976 through December 1998.

Extent of collection: 2 data files + machine-readable documentation (PDF) + SAS data definition statements + SPSS data definition statements

Extent of processing: CONCHK.ICPSR/ CDBK.ICPSR/ DDEF.ICPSR/ MDATA.ICPSR/ UNDOCCHK.ICPSR

Logical record length data format with SAS and SPSS data definition statements

**Part 1
Victim data**
rectangular file structure
439,954 cases
29 variables
100-unit-long record
1 record per case

**Part 2
Offender data**
rectangular file structure
486,359 cases
33 variables
136-unit-long record
1 record per case

Fox, James Alan

**Uniform crime reports [United States]:
Supplementary homicide reports,
1976-1999**

(ICPSR 3180)

Summary: These data provide incident-level information on criminal homicides including location, circumstances, and method of offense, as well as demographic characteristics of victims and perpetrators and the relationship between the two. The data were provided monthly to the Federal Bureau of Investigation (FBI) by local law enforcement agencies participating in the FBI's Uniform Crime Reporting Program.

Universe: Homicides in the United States from January 1976 through December 1999.

Extent of collection: 2 data files + machine-readable documentation (PDF) + SAS data definition statements + SPSS data definition statements

Extent of processing: CDBK.ICPSR/ CONCHK.ICPSR/ DDEF.ICPSR/ UNDOCCHK.ICPSR/ MDATA.ICPSR

Logical record length data format with SAS and SPSS data definition statements

Part 1

Victim data

rectangular file structure
452,965 cases
29 variables
107-unit-long record
1 record per case

Part 2

Offender data

rectangular file structure
500,946 cases
33 variables
139-unit-long record
1 record per case

Fox, James Alan

**Uniform crime reports [United States]:
Homicide victimization and offending
rates, 1976-1999**

(ICPSR 3181)

This study was sponsored by U.S. Dept. of Justice. Bureau of Justice Statistics. The grant number is 95-RU-RX-K003.

Summary: Drawing on information from several sources, this dataset provides cross-sectional time-series data on homicide victimization and offending counts and rates for the United States and each of the 50 states for the years 1976-1999, disaggregated by age, sex, and race. Specifically, data from the FBI's Supplementary Homicide Reports (SHR) were used to assemble victim and offender counts for various demographic groups, and U.S. Bureau of the Census estimates for population by age, race, and sex were employed to transform these counts into rates per 100,000. In addition, because the SHR program fails to provide a complete count of homicides, national and state estimates, published in the FBI's annual publication *Crime in the United States*, were used to benchmark and adjust SHR homicide counts. To ensure consistency between these rates and those published by the FBI, population data were also adjusted to match the population totals used in the FBI's publication.

Universe: Homicides in the United States from January 1976 to December 1999.

Extent of collection: 1 data file + machine-readable documentation (PDF) + SAS data definition statements + SPSS data definition statements

Extent of processing: CDBK.ICPSR/ DDEF.ICPSR/ REFORM.DATA/ UNDOCCHK.ICPSR/ CONCHK.ICPSR/ REFORM.DOC

Logical record length data format with SAS and SPSS data definition statements

rectangular file structure
117,504 cases
26 variables
167-unit-long record
1 record per case

Fox, James Alan

**Arson measurement, analysis,
and prevention in Massachusetts,
1983-1985**

(ICPSR 9972)

This study was sponsored by the U.S. Dept. of Justice, National Institute of Justice. The grant number is 86-IJ-CX-0071.

Summary: These data were gathered to test a model of the socioeconomic and demographic determinants of the crime of arson. Datasets for this analysis were developed by the principal investigator from records of the Massachusetts Fire Incident Reporting System and from population and housing data from the 1980 Census of Massachusetts. The three identically-structured data files include variables such as population size, fire incident reports, employment, income, family structure, housing type, housing quality, housing occupancy, housing availability, race, and age.

Universe: Arson incidents in metropolitan areas in the United States.

Sampling: All residential and vehicular arson incident reports in Massachusetts for the years 1983-1985.

Note: Data are aggregated to the census-tract level in the city files, Parts 2 and 3, and to the ZIP code level in Part 1, the state file.

Extent of collection: 3 data files + machine-readable documentation (PDF) + SAS data definition statements + SPSS data definition statements

Extent of processing: MDATA.PR/REFORM.DOC/UNDOCCHK.PR

Logical record length data format with SAS and SPSS data definition statements

Part 1

Massachusetts ZIP code data

rectangular file structure

592 cases

135 variables

646-unit-long record

1 record per case

Part 2

Massachusetts urban census tract data

rectangular file structure

389 cases

135 variables

623-unit-long record

1 record per case

Part 3

Boston census tract data

rectangular file structure

161 cases

135 variables

613-unit-long record

1 record per case

Related publication:

Fox, J.A.

"Arson measurement, analysis, and prevention" (Final Report). Washington, DC: National Institute of Justice, 1991.

Greenberg, David F.

Age cohort arrest rates, 1970-1980

(ICPSR 8261)

(included on CD-ROM CD0014)

This study was sponsored by the U.S. Dept. of Justice, National Institute of Justice. The grant number is 82-IJ-CX-0025.

Summary: The data for this collection were gathered from the 1970 and 1980 Censuses and the Uniform Crime Reports for 1970 through 1980. The unit of analysis in this data collection is cities. Included are population totals by age group and arrest data for selected crimes by age group for Atlanta, Georgia; Chicago, Illinois; Denver, Colorado; Knoxville, Tennessee; San Jose, California; Spokane, Washington; and Tucson, Arizona. Population data by sex and age for all cities are contained in Part 4. The 123 variables provide data by age categories ranging from age 5 to age 69. Part 1, the arrest file for Atlanta and Chicago, provides arrest data for 1970 to 1980 by sex and age, ranging from age 10 and under to age 65 and over. The arrest data for other cities span two data files. Part 2 includes arrest data by sex for ages 15 to 24 for the years 1970 to 1980. Part 3 provides arrest data for ages 25 to 65 and over for the years 1970, 1975, and 1980. Arrest data are collected for the following crimes: murder, forcible rape, robbery, aggravated assault, burglary, larceny, motor vehicle theft, other assaults, arson, forgery, fraud, embez-

zlement, stolen property, vandalism, weapons, prostitution, other sex offenses, opium abuse, marijuana abuse, gambling, family offenses, drunk driving, liquor law violations, drunkenness, disorderly conduct, vagrancy, and all other offenses combined.

Universe: Atlanta, Georgia; Chicago, Illinois; Denver, Colorado; Spokane, Washington; San Jose, California; and Tucson, Arizona.

Note: The data collection as received from the principal investigator contained 14 data files. These files were reformatted and combined into four data files by ICPSR.

Extent of collection: 4 data files + machine-readable documentation (text) + SAS data definition statements + SPSS data definition statements

Extent of processing: SCAN/ REFORM.DATA/ UNDOCCHK.ICPSR/ MDATA.ICPSR/ DDEF.ICPSR

Logical record length data format with SAS and SPSS data definition statements

**Part 1
Atlanta and Chicago arrest data,
1970-1980**

rectangular file structure
22 cases
1,326 variables
883-unit-long record
4 records per case

**Part 2
Arrest data (ages 15-24) for all
other cities, 1970-1980**

rectangular file structure
55 cases
554 variables
531-unit-long record
2 records per case

**Part 3
Arrest data (ages 25-65+) for all
other cities, 1970, 1975, and 1980**

rectangular file structure
15 cases
512 variables
947-unit-long record
1 record per case

**Part 4
Population data for all cities,
1970 and 1980**

rectangular file structure
7 cases
123 variables
645-unit-long record
1 record per case

Gurr, Ted Robert, and Erika Gurr

Crime in western societies, 1945-1974

(ICPSR 7769)

(included on CD-ROM CD0030)

These data were collected from national statistical sources for 16 western societies plus Israel and Japan. Data on population and eight categories of crime were gathered for as many years as possible between 1945 and 1974. Both convictions and offenses known to police were recorded whenever possible. Variables include percent yearly change and population-weighted measures of the incidence of each offense.

Extent of collection: 1 data file + machine-readable documentation (text) + OSIRIS dictionary + SAS data definition statements + SPSS data definition statements + data collection instrument

Extent of processing: MDATA.ICPSR/ DDEF.ICPSR

Logical record length data format with SAS and SPSS data definition statements

rectangular file structure
502 cases
67 variables
273-unit-long record
1 record per case

Related publications:

Gurr, Ted Robert

"Crime trends in modern democracies since 1945." *International Annals of Criminology* 16, 1-2 (1977), 41-86.

Gurr, Ted Robert

"On the history of violent crimes in Europe and America." In Hugh Davis Graham and Ted Robert Gurr (eds.), *Violence in America*. Beverly Hills, CA: Sage Publications, 1979.

Hellman, Daryl A., and James Alan Fox

Census of urban crime, 1970

(ICPSR 8275)

This study was sponsored by the U.S. Dept. of Justice, National Institute of Justice. The grant number is 81-IJ-CX-0063.

Summary: This data collection contains information on urban crime in the United States.

The 331 variables include crime incidence, criminal sanctions, police employment, police expenditures, police unionization, city revenues and sources of revenue (including inter-governmental transfers), property values, public sector package characteristics, demographic and socioeconomic characteristics, and housing and land use characteristics. The data were primarily gathered from various governmental censuses: Census of Population, Census of Housing, Census of Government, Census of Manufactures, and Census of Business. **Uniform crime reporting program data [United States]** (ICPSR 9028) and **Expenditure and employment data for the criminal justice system** (ICPSR 7818) were used as supplemental sources.

Universe: United States cities with 1970 populations over 150,000.

Sampling: A total of 88 United States cities with populations between 154,000 and approximately eight million residents.

Extent of collection: 1 data file + machine-readable documentation (PDF)

Extent of processing: REFORM.DOC/ SCAN

Card image data format

rectangular file structure
88 cases
331 variables
80-unit-long record
43 records per case

Lizotte, Alan J.

**Crime on campus, 1978–1979:
A survey of 150 college campuses
and cities**

(ICPSR 8381)

(included on CD-ROM CD0033)

Summary: These data provide information about crime on 150 selected college campuses and cities in the United States. The collection covers violent crime on campus and in cities, property crime on campus and in cities, and the number and sex of police officers assigned to campus duty and in cities. Aggregate socioeconomic information for campuses includes amount of financial aid received, while campus demographic variables supply percentage of males and females residing on campus, percentage of Blacks attending

school, number of foreign students, student-faculty ratio, total number of students on campus, students per acre, and students per 1,000 city residents. Aggregate demographic variables for cities are provided on total population percentage of residents aged 15–19 or 20–24 years old, total number of households, number of single mother-headed households, and percentage of Blacks in the city. Aggregate socioeconomic variables for cities include percentage of residents who were unemployed, percentage of residents who were below poverty level, female labor force participation, and household activity ratio.

Sampling: The data consist of an initial sample of 150 college campuses that reported their crime rates to the Federal Bureau of Investigation's Uniform Crime Reports in 1978.

Universe: All college campuses in the United States.

Extent of collection: 1 data file + machine-readable documentation (PDF) + SAS data definition statements + SPSS data definition statements

Extent of processing: CDBK.ICPSR/ SCAN/ DDEF.ICPSR/ MDATA.ICPSR/ REFORM.DATA/ REFORM.DOC/ UNDOCCHK.ICPSR

Logical record length data format with SAS and SPSS data definition statements

rectangular file structure
150 cases
89 variables
384-unit-long record
1 record per case

McKanna, Clare V., Jr.

**Ethnicity and homicide in California,
1850–1900**

(ICPSR 9594)

(included on CD-ROMs CD0014 and CD0030)

Summary: This data collection explores the relationship between homicide and ethnicity in California during the period 1850–1900. The data are presented in three files. Part 1, Homicide, includes information on time, place, location, and cause of the crime for all murder cases in seven California counties. The relationship between the victim and the accused, and the race, sex, age, and occupation of each are also provided. Part 2, Indict-

ment, includes information on criminal charge, plea, verdict, and sentence for all murder trials in the same seven counties during the time period. Part 3 provides information on all prisoners incarcerated in California for murder. Included are age, sex, ethnicity, place of birth, and occupation of each prisoner, as well as sentence, disposition of case, years served, and year in which the prisoner was released.

Universe: Homicides in California, 1850–1900.

Sampling: Data for Parts 1 and 2 are 100-percent samples from seven California counties. The Homicide data (Part 1) were obtained from historical documents such as coroner's inquest reports, criminal case files, and newspaper accounts. The Indictment data (Part 2) were obtained from the registers of district and superior courts. Data for Part 3 are a 100-percent sample of all felons incarcerated for murder or manslaughter in California obtained from the registers of San Quentin and Folsom prisons.

Extent of collection: 3 data files + machine-readable documentation (text) + SAS data definition statements + SPSS data definition statements

Extent of processing: CONCHK.ICPSR/
DDEF.ICPSR/MDATA.PR/ UNDOCCHK.ICPSR

Logical record length data format with SAS and SPSS data definition statements

Part 1

Homicide

rectangular file structure
1,317 cases
22 variables
54-unit-long record
1 record per case

Part 2

Indictment

rectangular file structure
789 cases
12 variables
47-unit-long record
1 record per case

Part 3

Prison

rectangular file structure
1,901 cases
13 variables
45-unit-long record
1 record per case

National Center for Health Statistics

Mortality detail files, 1968–1991

(ICPSR 7632)

This data collection describes every death or fetal death registered per year in the United States from 1968–1991. Information includes the month and day of death for deaths prior to 1989 and the month of death for deaths in 1989 and after, the sex of the deceased, the age of the deceased at the time of death, the deceased's place of residence, place of death, and whether an autopsy was performed. Causes of death are coded using the eighth and ninth revisions of the *International Classification of Diseases*. Class I (Parts 6–18) and Class IV (Parts 19–29)

Note: (1) There are no Parts 1–5 for this collection. (2) The Reason-for-Death codes for 1968–1978 are different from those in subsequent years. A revised United States Standard Certificate of Death was recommended for state use beginning on January 1, 1989. Among the changes were the addition of a new item on educational attainment and changes to improve the medical certification of cause of death. In addition, for the first time, the United States Standard Certificate of Death includes a question on the Hispanic origin of the decedent. (3) Starting with the 1989 vital event files, a new policy on the release of vital statistics unit record data files was implemented to prevent the inadvertent disclosure of the identities of individuals and institutions. As a result, the 1989 and later year files do not contain the actual day of the death or date of birth of the decedent. The geographic detail is also restricted. (4) The previous title for this collection was **Mortality detail files, 1968–1978 [Volume I], 1979–1980 [Volume II], 1981–1982 [Volume III], 1983–1984 [Volume IV], 1985 [Volume V], 1986–1987 [Volume VI], 1988 [Volume VII], and 1989 [Volume VIII]**. (5) The Extent of Processing field applies to Parts 6–18 of this collection only. For Parts 19–29, the following descriptor applies: MDATA. (6) Per agreement with NCHS, ICPSR distributes the data file and text of the technical documentation for this collection as prepared by NCHS.

Restrictions: In preparing the data files for this collection, the National Center for Health Statistics (NCHS) has removed direct identifiers and characteristics that might lead to identification of data subjects. As an additional precaution, NCHS requires, under Section 308(d) of the Public Health Service Act (42 U.S.C. 242m), that data collected by NCHS

not be used for any purpose other than statistical analysis and reporting. NCHS further requires that analysts not use the data to learn the identity of any persons or establishments and that the director of NCHS be notified if any identities are inadvertently discovered. ICPSR member institutions and other users ordering data from ICPSR are expected to adhere to these restrictions.

Extent of collection: 24 data files + machine-readable documentation (text)

Extent of processing: MDATA/ RECODE/
CONCHK.ICPSR/ UNDOCCCHK.ICPSR

Card image and OSIRIS (Parts 6–16), logical record length and OSIRIS (Parts 17 and 18), and logical record length (Parts 19–29) data formats

Parts 6–29

Mortality, 1968–1991

rectangular file structure

983,001 to 2,942,304 cases per part

35 to approx. 70 variables per part

80- to 159-unit-long record per part

1 record per case

National Center for Health Statistics

Mortality detail file, 1992

(ICPSR 6798)

Summary: This data collection describes every death or fetal death registered in the United States for 1992. Information includes the month of death, day of the week of death, the sex and race of the deceased, the age of the deceased at the time of death, the deceased's place of residence, place of death, and whether an autopsy was performed. Causes of death are coded using *The Manual of the International Statistical Classification of Diseases, Injuries, and Cause-of-Death*, Ninth Revision (ICD-9), Volumes 1 and 2.

Universe: All deaths occurring in the United States in 1992.

Note: Per agreement with NCHS, ICPSR distributes the data file and text of the technical documentation for this collection as prepared by NCHS.

Restrictions: In preparing the data file for this collection, the National Center for Health Statistics (NCHS) has removed direct identifiers and characteristics that might lead to identifi-

cation of data subjects. As an additional precaution NCHS requires, under Section 308(d) of the Public Health Service Act (42 U.S.C. 242m), that data collected by NCHS not be used for any purpose other than statistical analysis and reporting. NCHS further requires that analysts not use the data to learn the identity of any persons or establishments and that the director of NCHS be notified if any identities are inadvertently discovered. ICPSR member institutions and other users ordering data from ICPSR are expected to adhere to these restrictions.

Extent of collection: 1 data file

Extent of processing: FREQ.PR

Logical record length data format

rectangular file structure

2,179,187 cases

46 variables

159-unit-long record

1 record per case

National Center for Health Statistics

Mortality detail file: External cause extract, 1968–1978, 1979–1980

(ICPSR 8224)

This dataset is a special subset of data from 1968–1978 and 1979–1980 prepared from the **Mortality detail files** (ICPSR 7632). These data were collected by the National Center for Health Statistics and are of considerable importance to those individuals interested in criminological research. The cause of death codes for the 1968–1978 data are derived from the *International Classification of Diseases Adapted for Use in the United States* (Eighth Revision) (ICDA-8). The cause of death codes for the 1979–1980 data are derived from the *International Classification of Diseases* (Ninth Revision) (ICD-9). Due to changes in cause of death definitions incorporated in the ninth revision, the 1968–1978 data and codebooks differ slightly from the 1979–1980 data files. For example, the 1979–1980 external cause definitions include new codes for handgun versus other gun accidents, handgun versus other gun suicides, handgun versus other gun homicides, and drug poison versus other poison homicides. In addition to the differences in the cause of death codes and recodes, the 1979–1980 data include three variables not available in the 1968–1978 datasets. These

are: (1) mortality by marital status, (2) state or country of birth, and (3) place of death and status of decedent when death occurred in a hospital or medical center. With these exceptions, the data are similar in structure and content to the 1968-1978 data providing such detailed personal and geographic information as month and day of death, deceased's race and gender, age of deceased at time of death, place of decedent's residence (specific to the city level) and place of death (specific to the county level), and whether an autopsy was performed. For each data file for the years 1968 through 1978, there are 35 variables for approximately 82,846 to 166,997 records, each with a logical record length of 80 characters. For the years 1979 and 1980, there are 38 variables for 159,635 and 161,374 records, respectively. The 1979 and 1980 data have a logical record length of 86 characters. Class I

National Center for Health Statistics

Multiple cause of death series

Summary: These data collections present information about the causes of all recorded deaths occurring in the United States. Information is provided concerning original and underlying causes of death, nature of injury, type of illness, place of death, and whether there were multiple conditions that caused the death. In addition, data are provided on the month and day of the week of the death, and on sex, race, age, marital status, education, usual occupation, and origin or descent of the deceased. Also included is information on residence of the deceased (state, county, city, division, region, and whether the county was a metropolitan or a nonmetropolitan area). Data on whether an autopsy was performed and the site of accidents are also provided. Mortality detail data also can be extracted from the files from 1993 on. The mortality detail record is in the first 159 positions of the multiple cause record. The multiple cause of death fields were coded from the *International Classification of Diseases*, Ninth Revision (ICD-9), Volumes 1 and 2. Class IV

Universe: All recorded deaths occurring in the United States annually, including Puerto Rico, the Virgin Islands, and Guam beginning in 1994.

Note: Per agreement with NCHS, ICPSR distributes the data files and technical documentation in these collections in their original form as prepared by NCHS.

Restrictions: In preparing the data files for these collections, the National Center for Health Statistics (NCHS) has removed direct identifiers and characteristics that might lead to identification of data subjects. As an additional precaution, NCHS requires, under Section 308(d) of the Public Health Service Act (42 U.S.C. 242m), that data collected by NCHS not be used for any purpose other than statistical analysis and reporting. NCHS further requires that analysts not use the data to learn the identity of any persons or establishments and that the director of NCHS be notified if any identities are inadvertently discovered. ICPSR member institutions and other users ordering data from ICPSR are expected to adhere to these restrictions.

Logical record length data format

Extent of collection: 1 data file

Extent of processing: FREQ.PR

Related publications:

National Center for Health Statistics. Division of Data Processing

Instruction manual, data preparation: Part 2A, vital statistics instructions for classifying the underlying cause-of-death. Research Triangle Park, NC, 1995.

National Center for Health Statistics. Division of Data Processing

Instruction manual, data preparation: Part 2B, vital statistics instructions for classifying multiple cause-of-death. Research Triangle Park, NC, 1995.

Multiple cause of death, 1982

(ICPSR 9880)

rectangular file structure
1,977,961 cases
approx. 98 variables
440-unit-long record
1 record per case

Multiple cause of death, 1983

(ICPSR 9879)

rectangular file structure
2,022,190 cases
approx. 98 variables
440-unit-long record
1 record per case

Multiple cause of death, 1984

(ICPSR 9811)

rectangular file structure
2,042,304 cases
approx. 41 variables
440-unit-long record
1 record per case

Multiple cause of death, 1985

(ICPSR 9812)

rectangular file structure
2,089,378 cases
approx. 44 variables
440-unit-long record
1 record per case

Multiple cause of death, 1986

(ICPSR 9723)

Extent of processing: `FREQ.PR/MDATA/`
`UNDOCCHK.PR/CONCHK.PR`

rectangular file structure
2,108,384 cases
47 variables
440-unit-long record
1 record per case

Multiple cause of death, 1987

(ICPSR 9724)

Extent of processing: `FREQ.PR/MDATA/`
`UNDOCCHK.PR/CONCHK.PR`

rectangular file structure
2,126,342 cases
47 variables
440-unit-long record
1 record per case

Multiple cause of death, 1988

(ICPSR 6299)

rectangular file structure
2,171,196 cases
approx. 100 variables
440-unit-long record
1 record per case

Multiple cause of death, 1989

(ICPSR 6257)

rectangular file structure
2,153,859 cases
approx. 100 variables
440-unit-long record
1 record per case

Multiple cause of death, 1990

(ICPSR 6319)

Extent of collection: 1 data file + machine-
readable documentation (PDF)

Extent of processing: `REFORM.DOC/SCAN`

rectangular file structure
2,151,890 cases
approx. 115 variables
440-unit-long record
1 record per case

Multiple cause of death, 1991

(ICPSR 6320)

Extent of collection: 1 data file + machine-
readable documentation (PDF)

Extent of processing: `REFORM.DOC/SCAN`

rectangular file structure
2,173,060 cases
approx. 115 variables
440-unit-long record
1 record per case

Multiple cause of death, 1992

(ICPSR 6546)

Extent of collection: 1 data file + machine-readable documentation (PDF)

rectangular file structure
2,179,187 cases
approx. 120 variables
440-unit-long record
1 record per case

Multiple cause of death, 1993

(ICPSR 6799)

Extent of collection: 1 data file + machine-readable documentation (PDF)

Extent of processing: REFORM.DOC/ SCAN

rectangular file structure
2,271,947 cases
approx. 115 variables
440-unit-long record
1 record per case

Multiple cause of death, 1994

(ICPSR 2201)

Extent of collection: 4 data files + machine-readable documentation (PDF)

Extent of processing: FREQ.PR/ SCAN/
REFORM.DOC

Part 1

United States data
rectangular file structure
2,282,288 cases
approx. 115 variables
440-unit-long record
1 record per case

Part 2

Puerto Rico data
rectangular file structure
28,444 cases
approx. 115 variables
440-unit-long record
1 record per case

Part 3

Virgin Islands data
rectangular file structure
594 cases
approx. 115 variables
440-unit-long record
1 record per case

Part 4

Guam data
rectangular file structure
628 cases
approx. 115 variables
440-unit-long record
1 record per case

Multiple cause of death, 1995

(ICPSR 2392)

Extent of collection: 2 data files + machine-readable documentation (PDF)

Extent of processing: FREQ.PR/ SCAN/
REFORM.DOC

Part 1

United States data
rectangular file structure
2,315,251 cases
approx. 192 variables
440-unit-long record
1 record per case

Part 2

Puerto Rico, Virgin Islands, and Guam data
rectangular file structure
31,483 cases
approx. 192 variables
440-unit-long record
1 record per case

Multiple cause of death, 1996

(ICPSR 2702)

Extent of collection: 2 data files + machine-readable documentation (PDF)

Extent of processing: FREQ.PR/ SCAN/
REFORM.DOC

Part 1

United States data
rectangular file structure
2,318,212 cases
approx. 192 variables
440-unit-long record
1 record per case

Part 2
Puerto Rico, Virgin Islands, and Guam data

rectangular file structure
31,055 cases
approx. 192 variables
440-unit-long record
1 record per case

Multiple cause of death, 1997

(ICPSR 3085)

Extent of collection: 2 data files and machine-readable documentation (PDF)

Extent of processing: *FREQ.PR/ REFORM.DOC/ SCAN*

Part 1
United States data
rectangular file structure
2,317,586 cases
approx. 192 variables
440-unit-long record
1 record per case

Part 2
Puerto Rico, Virgin Islands, American Samoa, and Guam data
rectangular file structure
30,848 cases
approx. 192 variables
440-unit-long record
1 record per case

Multiple cause of death, 1998

(ICPSR 3306)

Extent of collection: 2 data files and machine-readable documentation (PDF)

Extent of processing: *FREQ.PR/ REFORM.DOC/ SCAN*

Part 1
United States data
rectangular file structure
2,340,708 cases
approx. 192 variable
440-unit-long record
1 record per case

Part 2
Puerto Rico, Virgin Islands, American Samoa, Guam, and the Commonwealth of the Northern Marianas data

rectangular file structure
31,655 cases
approx. 192 variables
440-unit-long record
1 record per case

National Center for Injury Prevention and Control, Centers for Disease Control and Prevention

Firearm injury surveillance study, 1993–1998: [United States]

(ICPSR 3018)

Summary: These data were collected using the National Electronic Injury Surveillance System (NEISS), the primary data system of the United States Consumer Product Safety Commission (CPSC). CPSC began operating NEISS in 1972 to monitor product-related injuries treated in United States hospital emergency departments (EDs). In June 1992, the National Center for Injury Prevention and Control (NCIPC), within the Centers for Disease Control and Prevention, established an interagency agreement with CPSC to begin collecting data on nonfatal firearm-related injuries to monitor the incidence and characteristics of persons with nonfatal firearm-related injuries treated in United States hospital EDs over time. This dataset represents all nonfatal firearm-related injuries (i.e., injuries associated with powder-charged guns) and all nonfatal BB and pellet gun-related injuries reported through NEISS from 1993 through 1998. The cases consist of initial ED visits for treatment of the injuries. Cases were reported even if the patients subsequently died. Secondary visits and transfers from other hospitals were excluded. Information is available on injury diagnosis, firearm type, use of drugs or alcohol, criminal incident, and locale of the incident. Demographic information includes age, sex, and race of the injured person.

Universe: United States hospitals providing emergency services.

Sampling: Stratified probability sample of all United States hospitals that had at least six beds and provided 24-hour emergency services. There were four hospital size strata (defined as very large, large, medium, and

small, based on the number of annual ED visits) and one children's hospital stratum. From 1993 through 1996, there were 91 NEISS hospital EDs in the sample. In 1997, the sampling frame was updated and included 101 NEISS hospitals EDs.

Extent of collection: 1 data file + machine-readable documentation (PDF) + SAS data definition statements + SPSS data definition statements

Extent of processing: CDBK.ICPSR/
DDEF.ICPSR/ REFORM.DOC/ UNDOCCHK.PR

Logical record length data format with SAS and SPSS data definition statements

rectangular file structure
23,490 cases
47 variables
288-unit-long record
1 record per case

Related publications:

United States Consumer Product Safety Commission

"National electronic injury surveillance system (NEISS) sample design and implementation." Washington, DC: United States Consumer Product Safety Commission, 1997.

Annest, J.L., and J.A. Mercy

"Use of national data systems for firearm-related injury surveillance." *American Journal of Preventive Medicine* 15,3S (1998), 17-30.

Annest, J.L., J.A. Mercy, D.R. Gibson, and G.W. Ryan

"National estimates of nonfatal firearm-related injuries: Beyond the tip of the iceberg." *Journal of the American Medical Association* 273,22 (1995), 1749-1754.

Gotsch, Karen E., Joseph L. Annest, James A. Mercy, and George W. Ryan

"Surveillance of fatal and nonfatal firearm-related injuries — United States, 1993-1998." *MMWR Surveillance Summaries* 50,SS-2 (April 13, 2001), 1-32.

Newman, Graeme, and Bruce DiCristina

United Nations world crime surveys: First survey, 1970-1975, and second survey, 1975-1980

(ICPSR 9571)

Summary: The United Nations began its World Crime Surveys in 1978. The first survey collected statistics on a small range of offenses and on the criminal justice process for the years 1970-1975. The second survey collected data on a wide range of offenses, offenders, and criminal justice process data for the years 1975-1980. Several factors make these two collections difficult to use in combination. Some 25 percent of those countries responding to the first survey did not respond to the second and, similarly, some 30 percent of those responding to the second survey did not respond to the first. In addition, many questions asked in the second survey were not asked in the first survey. This data collection represents the efforts of the investigators to combine, revise, and recheck the data of the first two surveys. The data are divided into two parts. Part 1 comprises all data on offenses and on some criminal justice personnel. Crime data are entered for 1970 through 1980. In most cases 1975 is entered twice, since both surveys collected data for this year. Part 2 includes data on offenders, prosecutions, convictions, and prisons. Data are entered for 1970 through 1980, for every even year. Class III

Universe: Member countries of the United Nations.

Extent of collection: 2 data files + machine-readable documentation (text)

Card image data format

Part 1

Data on offenders and criminal justice personnel

rectangular file structure
101 cases
230 variables
80-unit-long record
30 records per case

Part 2

Data on offenders, prosecutions, convictions, and prisons

rectangular file structure
96 cases
187 variables
80-unit-long record
12 records per case

Crime Prevention and Criminal Justice
Branch, United Nations Office at Vienna

**United Nations world crime surveys:
Fourth survey, 1986–1990**

(ICPSR 6945)

Summary: The Fourth United Nations Survey, covering the years 1986–1990, was designed to increase knowledge regarding the incidence of reported crime and the structure of criminal justice systems, as a basis for improving the international exchange of information. The main objectives of the survey were to determine which data are generally available in national databases and to provide an instrument for strengthening cooperation among member states of the United Nations by putting the review and analysis of national crime-related data in a broader context. Variables describe combined police and prosecution expenditure by year and by country, number of police personnel by gender, total number of homicides by country and by city, number of assaults, rapes, robberies, thefts, burglaries, frauds, and embezzlements, amount of drug crime, number of people formally charged with crime, age of suspects, number and gender of prosecutors, number of individuals prosecuted and the types of crimes prosecuted for, gender and age of individuals prosecuted, types of courts, number of individuals convicted and acquitted, numbers sentenced to capital punishment and to various other punishments, number of convictions on various charges, number of individuals sentenced and in detention, number of prisoners, sentence lengths, and prison demographics.

Universe: Member countries of the United Nations.

Sampling: The fourth survey was distributed to all member states of the United Nations in August 1992. As of June 1994, 98 survey responses were received (a 73-percent response rate). During the validation phase, any data points that represented a 30-percent change from the surrounding years were recorded and resubmitted to the responding countries for verification. Validation requests were sent to 91 countries between January and May 1994. As of June 1994, 39 countries responded to the validation requests.

Note: The fourth survey builds upon the three prior United Nations Crime Surveys. See also **United Nations world crime surveys: First survey, 1970–1975, and second survey, 1975–1980** (ICPSR 9571).

Extent of collection: 16 data files + machine-readable documentation (text and PDF) + SAS data definition statements + SPSS data definition statements

Extent of processing: CONCHK.PR/ SCAN/
CONCHK.ICPSR/ DDEF.ICPSR/ MDATA.PR/
REFORM.DOC

Logical record length data format with SAS and SPSS data definition statements

Part 1

Criminal justice resources data

rectangular file structure

72 cases

18 variables

244-unit long record

1 record per case

Part 2

Police personnel data

rectangular file structure

58 cases

13 variables

83-unit long record

1 record per case

Part 3

Number of reported crimes data

rectangular file structure

78 cases

98 variables

599-unit long record

1 record per case

Part 4

Crime in the largest cities data

rectangular file structure

67 cases

65 variables

360-unit long record

1 record per case

Part 5

Number of people formally charged with crimes data

rectangular file structure

62 cases

103 variables

634-unit long record

1 record per case

Part 6

Age of suspects data

rectangular file structure

54 cases

28 variables

199-unit long record

1 record per case

Part 7
Prosecutors and prosecutions data
rectangular file structure
69 cases
115 variables
680-unit long record
1 record per case

Part 8
Prosecutions by age and sex data
rectangular file structure
47 cases
28 variables
194-unit long record
1 record per case

Part 9
Judges and the criminal courts data
rectangular file structure
76 cases
70 variables
429-unit long record
1 record per case

Part 10
Number of people convicted of crimes data
rectangular file structure
70 cases
108 variables
699-unit long record
1 record per case

Part 11
Prisoners and prison sentences data
rectangular file structure
64 cases
86 variables
561-unit long record
1 record per case

Part 12
Average sentence lengths data
rectangular file structure
69 cases
87 variables
539-unit long record
1 record per case

Part 13
Prison personnel data
rectangular file structure
66 cases
51 variables
307-unit long record
1 record per case

Part 14
Total prison admissions for all crimes data
rectangular file structure
57 cases
99 variables
849-unit long record
1 record per case

Part 15
Prison admissions by age and sex data
rectangular file structure
66 cases
73 variables
439-unit long record
1 record per case

Part 16
Population and development level data
rectangular file structure
137 cases
11 variables
74-unit long record
1 record per case

Riedel, Marc, and Margaret Zahn

Trends in American homicide, 1968–1978: Victim-level supplementary homicide reports

(ICPSR 8676)
(included on CD-ROM CD0014)

This study was sponsored by the U.S. Dept. of Justice, National Institute of Justice. The grant number is 79-NI-AX-0092.

Summary: This study was undertaken to standardize the format of national homicide data and to analyze trends over the period 1968–1978. The unit of analysis is the homicide victim, and variables include information on the reporting agency, the circumstances of the incident, and the characteristics of the victim and the offender. Within these categories are variables pertaining to population and city size, victim's and offender's age, race, and sex, and the number of victims and offenders involved in the incident. Information about the incident includes the type of weapon used and the circumstances surrounding the incident.

Universe: Homicide victims in the United States.

Note: The data have been reformatted because of the difficulty in using FBI data as

they are released. The reformatting has resulted in the unit of observation (homicide victim) being constant across the study period. The storage mode is "character-numeric." Two major changes in FBI coding of the Supplementary Homicide Reports have resulted in relatively consistent coding within the time periods 1968–1972, 1973–1975, and 1976–1978, but not between them.

Extent of collection: 11 data files + machine-readable documentation (text) + SAS data definition statements + SPSS data definition statements

Extent of processing: DDEF.ICPSR/ SCAN/ MDATA.ICPSR/ RECODE/ REFORM.DATA/ UNDOCCHK.ICPSR

Logical record length data format with SAS and SPSS data definition statements

**Parts 1–11
1968–1978**

rectangular file structure
11,957 to 18,941 cases per part
36 variables
108- to 109-unit-long record per part
1 record per case

Tilly, Charles, and Lynn Lees

Analysis of arrests in Paris, June 1848
(ICPSR 0049)

This data collection contains three files pertaining to the June 1848 insurrection in Paris and to people charged with or arrested for participation in the insurrection. The data files contain social, economic, and demographic information. Information is provided on the results of the judicial proceedings against the individual after arrest, as well as demographic characteristics of the individual, such as occupation, place of birth, sex, age, marital status, number of children, and place of residence (Part 1), the number of inhabitants arrested in connection with the rebellion, the labor force, and social characteristics of the 12 zones (arrondissements) (Part 2), and demographic and arrest information with a focus on the furnished apartments, clubs, and popular societies within the 48 quartiers (districts) existing in Paris in 1848 (Part 3).

Universe: A total of 11,616 participants arrested in the June 1848 insurrection in Paris, France.

Note: The data map for Part 2 is provided as an ASCII text file, and the codebook is provided by ICPSR as a Portable Document Format (PDF) file. The PDF file format was developed by Adobe Systems Incorporated and can be accessed using PDF reader software, such as the Adobe Acrobat Reader. Information on how to obtain a copy of the Acrobat Reader is provided on the ICPSR Web site.

Extent of collection: 3 data files + machine-readable documentation (text and PDF) + OSIRIS dictionaries

Extent of processing: UNDOCCHK.ICPSR/ MDATA.PR/ REFORM.DATA/ REFORM.DOC/ FREQ.PR/ SCAN

Logical record length and Card Image data formats

**Part 1
Individual-level data**
rectangular file structure
11,616 cases
17 variables
48-unit-long record
1 record per case

**Part 2
Arrondissement-level data**
rectangular file structure
12 cases
20 variables
96-unit-long record
2 records per case

**Part 3
Quartier-level data**
rectangular file structure
48 cases
15 variables
73-unit-long record
2 records per case

Related publications:

Lees, Lynn, and Charles Tilly

"The people of June 1848." (Working Paper Number 70). Ann Arbor, MI: Center for Research on Social Organization, n.d.

Bureau of the Census,
U.S. Dept. of Commerce

**Census of population and housing,
1970 [United States]: Persons in
institutions and other group quarters
by age, sex, race, and Spanish origin**
(ICPSR 8342)

**Census of population and housing,
1980 [United States]: Group quarters
population by age, sex, race, and
Spanish origin**
(ICPSR 8341)

Summary: This data collection contains a complete or 100-percent count of all persons in group quarters by sex and single years of age up to 74 years old with a category for all persons 75 years old and older, as well as a total. The distribution is repeated for 18 racial/ethnic groups. The group quarters population includes persons in institutional group quarters such as homes, schools, hospitals, or wards for the physically and mentally handicapped, hospitals or wards for mental, tubercular, or chronically ill patients, homes for unwed mothers, nursing, convalescent, and rest homes for the aged and dependent, orphanages, and correctional facilities. Noninstitutional group quarters cover rooming and boarding houses, general hospitals, including nurses' and interns' dormitories, college student dormitories, religious group quarters, and similar housing. Data are available for all counties and independent cities.

Universe: All persons living in group quarters in the United States in 1980.

Extent of collection: 1 data file + machine-readable documentation (PDF)

Extent of processing: REFORM.DOC/SCAN

Logical record length data format

rectangular file structure
56,466 cases
5 variables
2,088-unit-long record
1 record per case

Vandaele, Walter

**Participation in illegitimate activities:
Ehrlich revisited, 1960**
(ICPSR 8677)

This study was sponsored by the U.S. Dept. of Justice, National Institute of Justice. The grant number is J-LEAA-006-76.

Summary: This study reanalyzes Isaac Ehrlich's 1960 cross-section data on the relationship between aggregate levels of punishment and crime rates. It provides alternative model specifications and estimations. The study examined the deterrent effects of punishment on seven FBI index crimes: murder, rape, assault, larceny, robbery, burglary, and auto theft. Socioeconomic variables include family income, percentage of families earning below half of the median income, unemployment rate for urban males in the age groups 14-24 and 35-39, labor force participation rate, educational level, percentage of young males and nonwhites in the population, percentage of population in the SMSA, sex ratio, and place of occurrence. Two sanction variables are also included: (1) the probability of imprisonment, and (2) the average time served in prison when sentenced (severity of punishment). Also included are per capita police expenditure for 1959 and 1960, and the crime rates for murder, rape, assault, larceny, robbery, burglary, and auto theft. Class IV

Extent of collection: 1 data file

Logical record length data format

rectangular file structure
47 cases
66 variables
501-unit-long record
1 record per case

Related publications:

Ehrlich, I.

"Participation in illegitimate activities: A theoretical and empirical investigation." *Journal of Political Economy* (May-June 1973), 521-565.

Ehrlich, I.

"Participation in illegitimate activities: An economic analysis." In *Essays in the economics of crime and punishment, 1974*, 69-134.

Vandaele, W.

"Participation in illegitimate activities: Ehrlich revisited." In A. Blumstein, J. Cohen, and D. Nagin (eds.), *Deterrence and incapacitation: Estimating the effects of crimi-*

nal sanctions on crime rates. Washington, DC: National Academy of Sciences, 1978.

Wolfgang, Marvin E., Robert M. Figlio, Paul E. Tracy, and Simon I. Singer

National crime surveys: Index of crime severity, 1977

(ICPSR 8295)

Summary: The purpose of this data collection was to determine the seriousness of criminal events. The principal investigators sought to determine and rate the relative seriousness of murder, rape, and petty theft. Information in the collection includes respondents' opinions on the severity of particular crimes as well as how that severity compared to other crimes. Class IV

Universe: All households in the United States.

Sampling: A stratified random sample of households in the United States.

Note: This data collection was conducted as a supplement to the **National crime surveys: National sample** (ICPSR 7635) over a six-month period beginning in July 1977.

Extent of collection: 2 data files

Logical record length data format

Part 1
1977 collection quarter 3
rectangular file structure
30,000 cases
204 variables
108-unit-long record
8 records per case

Part 2
1977 collection quarter 4
rectangular file structure
30,000 cases
204 variables
108-unit-long record
8 records per case

Related publications:

Wolfgang, Marvin E., et al.

"The national crime survey index of crime severity." Washington, DC: U.S. Government Printing Office, 1985.

Wolfgang, Marvin E., et al.

"The sourcebook of crime severity ratios for core-item offenses." Washington, DC: U.S. Government Printing Office, 1985.

Zahn, Margaret A., and Marc Riedel

Nature and patterns of homicide in eight American cities, 1978

(ICPSR 8936)

(included on CD-ROM CD0014)

This study was sponsored by the U.S. Dept. of Justice, National Institute of Justice. The grant number is 79-NI-AX-0092.

Summary: This dataset contains detailed information on homicides in eight United States cities: Philadelphia, Newark, Chicago, St. Louis, Memphis, Dallas, Oakland, and "Ashton" (a representative large western city). Detailed characteristics for each homicide victim include time and date of homicide, age, gender, race, place of birth, marital status, living arrangement, occupation, socioeconomic status (SES), employment status, method of assault, location where homicide occurred, relationship of victim to offender, circumstances surrounding death, precipitation or resistance of victim, physical evidence collected, victim's drug history, victim's prior criminal record, and number of offenders identified. Data on up to two offenders and three witnesses are also available and include the criminal history, justice system disposition, and age, sex, and race of each offender. Information on the age, sex, and race of each witness also was collected, as were data on witness type (police informant, child, eyewitness, etc.). Finally, information from the medical examiner's records including results of narcotics and blood alcohol tests of the victim are provided.

Universe: Cases in the United States defined by each city's police department and medical examiner as homicide.

Sampling: A purposive sample of eight cities was selected based on geographic region, population size, and whether their 11-year homicide trend line followed or diverged from respective regional trend lines. Dallas, St. Louis, and "Ashton" diverged from regional patterns, while the other cities in the sample — Philadelphia, Newark, Chicago, Memphis, and Oakland — followed them. Within each city, all homicide cases were coded, ex-

cept in Chicago, where a 50-percent systematic random sample of homicide cases was drawn.

Extent of collection: 1 data file + machine-readable documentation (text) + SAS data definition statements + SPSS data definition statements

Extent of processing: CONCHK.ICPSR/
UNDOCCHK.ICPSR/ DDEF.ICPSR/ RECODE

Logical record length data format with SAS and SPSS data definition statements

rectangular file structure
1,748 cases
214 variables
270-unit-long record
1 record per case

Related publications:

Riedel, M., M.A. Zahn, and L.F. Mock
"Nature and patterns of American homicide." NCJ 97964. Washington, DC:
National Institute of Justice, 1985.

Zimring, Franklin E., and James Zeuhl

Robberies in Chicago, 1982-1983

(ICPSR 8951)

(included on CD-ROM CD0014)

This study was sponsored by the U.S. Dept. of Justice, National Institute of Justice. The grant number is 83-IJ-CX-0012.

Summary: This study investigates the factors and conditions in robbery events that cause victim injury or death. The investigators compare three robbery events: those that resulted in death, those that cause injury, and non-fatal robberies of all types. The events were compared on a variety of demographic variables. The data address the following questions: (1) To what extent are homicides resulting from robbery misclassified as homicides for which motives are undetermined? (2) How often do homicides resulting from robbery involve individuals who do not know each other? (3) Are robberies that involve illicit drugs more likely to result in the death of the victim? (4) To what extent does a weapon used in a robbery affect the probability that a victim will die? (5) To what extent does victim resistance affect the likelihood of victim death? (6) To what extent does robbery lead to physical injury? (7) Do individuals of differ-

ent races suffer disproportionately from injuries resulting from robbery? (8) Are injuries and homicides resulting from robbery more likely to occur in a residence, commercial establishment, or on the street? (9) Are women or men more likely to be victims of homicide or injury resulting from robbery? (10) To what extent does robbery (with or without a homicide) occur between or within races? (11) Are robberies more often committed by groups or by individuals acting alone? (12) How long does it take to solve robbery-related crimes? Major variables characterizing the unit of observation, the robbery event, include location of the robbery incident, numbers of offenders and victims involved in the incident, victim's and offender's prior arrest and conviction histories, the extent of injury, whether or not drugs were involved in any way, type of weapon used, victim/offender relationship, and the extent of victim resistance.

Universe: Robberies reported to and recorded by the Chicago Police Department.

Sampling: For the sample of robberies resulting in victim injury, the sample was constructed from a screening and referral of the first 30 reports of robbery to the Detective Division each month, where a notation was present that hospital assistance was required for the victim.

Note: Parts 1-3 of this dataset are electronic text files. There are SAS data definition statements for Part 4 only.

Extent of collection: 4 data files + machine-readable documentation (text) + SAS data definition statements + SPSS data definition statements

Extent of processing: MDATA.ICPSR/ RECODE/
CDBK.ICPSR/ UNDOCCHK.ICPSR

Logical record length data format with SAS and SPSS data definition statements

Part 1
Robberies with homicides
95 cases
75-unit-long record

Part 2
Homicides with no apparent motive
96 cases
76-unit-long record

Part 3
Robberies with injury
341 cases
77-unit-long record

Part 4

Nonfatal robberies of all kinds

rectangular file structure

900 cases

225 variables

320-unit-long record

1 records per case

Related publication:

Zimring, Franklin E., and James Zeuhl

"Victim injury and death in urban robbery:
A Chicago study." *Journal of Legal Studies*

15 (January 1986), 1-40.

IX. Police

Alpert, Geoffrey P., and Roger G. Dunham

Police use of force in Metro-Dade, Florida, and Eugene and Springfield, Oregon, 1993-1995

(ICPSR 3152)

This study was sponsored by U. S. Dept. of Justice, National Institute of Justice. The grant number is 95-IJ-CX-0104.

Summary: This study gathered data on police use of force in Metro-Dade, Florida, and Eugene and Springfield, Oregon. The study differed from previous research in that it addressed the level of force used by the police relative to the suspect's level of resistance. The data for Metro-Dade (Part 1) were collected from official Metro-Dade Police Department Control of Persons Reports from the last quarter of 1993 and all of 1994 and 1995. The Eugene and Springfield dataset (Part 2) was created from items in the Police Officers' Essential Physical Work Report Form, which was completed by members of the Eugene and Springfield, Oregon, Police Departments during April 1995. The dataset includes all police-citizen contacts, rather than being limited to the use-of-force situations captured by the Metro-Dade data. In Part 1 (Metro-Dade Data), information on the subject includes impairment (i.e., alcohol and drugs), behavior (i.e., calm, visibly upset, erratic, or highly agitated), level of resistance used by the subject, types of injuries to the subject, and types of force used by the subject. Information on the officer includes level of force used, medical treatment, and injuries. Other variables include ethnic match between officer and the subject and relative measures of force. Demographic variables include age, gender, race, and ethnicity of both the subject and the officer. In Part 2 (Oregon Data), information is provided on whether the officer was alone, how work was initiated, elapsed time until arrival, reasons for performance, perceived mental state and physical abilities of the suspect, amount and type of resistance by the suspect, if another officer assisted, perceived extent of effort used by the suspect, type of resistance used by the

suspect, if the officer was knocked or wrestled to the ground, if the officer received an injury, level of effort used to control the suspect, types of control tactics used on the suspect, whether the officer was wearing tactical gear, how restraint devices were applied to inmate, time taken to get to, control, resolve, and remove the problem, how stressful the lead-up time or the period following the incident was, if the officer worked with a partner, types of firearm used, and if force was used. Demographic variables include age, gender, weight, and height of both the suspect and officer, and the officer's duty position.

Universe: Police use-of-force incidents in Metro-Dade, Florida, and police-citizen contacts in Eugene and Springfield, Oregon.

Extent of collection: 2 data files + machine-readable documentation (PDF) + SAS data definition statements + SPSS data definition statements

Extent of processing: MDATA.PR/MDATA.ICPSR/ UNDOCCHK.ICPSR/ CDBK.ICPSR/ DDEF.ICPSR/ REFORM.DATA

Logical record length data format with SAS and SPSS data definition statements

Part 1
Metro-Dade data
rectangular file structure
882 cases
186 variables
572-unit-long record

Part 2
Oregon data
rectangular file structure
619 cases
92 variables
171-unit-long record 1 record per case

Related publication:

Alpert, Geoffrey P., and Roger G. Dunham
"Analysis of police use-of-force data" (Final report). NCJ 183648. Washington, DC: National Institute of Justice, 1998.

Annan, Sampson O.

National survey of community policing strategies, 1992-1993

(ICPSR 6485)

(included on CD-ROM CD0024)

This study was sponsored by the U.S. Dept. of Justice, National Institute of Justice. The grant number is 91-U-CX-K008.

Summary: The primary objective of this national study was to gather reliable information on the extent to which the concept of community policing had been adopted by law enforcement agencies across the country. As a program evaluation, the survey also sought to provide information on what was happening and what needed to happen within the law enforcement community with respect to the development and implementation of community policing. Following a pretest of the questionnaire, a survey package was mailed to the chief executive of each selected agency in May 1993. To minimize the number of unresolved cases and reduce the potential nonresponse bias, four follow-up contacts were made with agencies that had not responded by various stages of the data collection process. Part 1 examines the chief executive's views about community policing. Part 2 contains data on the agency's current situation, resources used, and types of police training needed in the implementation of community policing. Agencies that had implemented or planned to implement community policing identified various written policies or legislation that had been developed. Agencies that had been implementing community policing for more than one year assessed the effects of community policing. All respondents indicated programs and organizational arrangements that their agencies had in place or planned to develop, identified who in their agencies performed various community policing activities, and examined their agencies' current or planned community involvement with various activities and programs. Demographic data include the agency's sworn and civilian personnel size, number assigned to patrol and investigative divisions, size of jurisdiction served, and whether the agency provided 24-hour patrol service. The unit of analysis for the chief executive data is the individual chief executive of the agency.

The unit of analysis for the agency data is the agency.

Universe: All law enforcement agencies that perform patrol duties in the United States as listed in the 1990 Justice Agency List, excluding state police agencies, special police agencies, and agencies with less than five sworn personnel.

Sampling: A stratified random sample of 2,337 law enforcement agencies was selected from the universe of 11,824 agencies, designed to select larger agencies at higher rates than smaller agencies.

Note: A list of law enforcement agencies that participated in this survey can be obtained from the National Criminal Justice Reference Service (NCJRS).

Extent of collection: 2 data files + machine-readable documentation (text) + SAS data definition statements + SPSS data definition statements + data collection instrument

Extent of processing: REFORM.DATA/ SCAN/ MDATA.PRV UNDOCCHK.ICPSR/ CONCHK.ICPSR/ DDEF.ICPSR

Logical record length data format with SAS and SPSS data definition statements

Part 1
Chief executive data
rectangular file structure
1,606 cases
33 variables
34-unit-long record
1 record per case

Part 2
Agency data
rectangular file structure
1,606 cases
153 variables
228-unit-long record
1 record per case

Related publication:
Annan, Sampson O.

"Community policing strategies: A comprehensive analysis" (Methodology Report). Washington, DC: National Institute of Justice, 1994.

Bayley, David

**Effectiveness of police response:
Denver, 1982**

(ICPSR 8217)

This study was sponsored by the U.S. Dept. of Justice, National Institute of Justice. The grant number is 81-IJ-CX-0082.

Summary: The nature of police behavior in problematic situations encountered by patrol personnel, primarily disturbances and traffic stops, is investigated in this data collection. The site for the data collection was Denver, Colorado; information was gathered in the period from June to September 1982. The dataset contains two files. The first is for disturbance encounters, and contains data for 92 cases and 404 variables. The second file is for traffic stops; it has 164 cases, and 210 variables. The variables for disturbances include type of disturbance, manner of investigation, designation of police response, several situational variables such as type of setting, number of victims, bystanders, suspects, and witnesses, demeanor of police toward participants, and others. The variables for the traffic stops include manner of investigation, incident code, officers' description of the incident, condition of the vehicle stopped, police contact with the passengers of the vehicle, demeanor of passengers to the police, demeanor of police to the passengers, resolution of the situation, and others. The data were collected based on field observation, using an instrument for recording observations. The data were sampled based on a stratified sample by precinct and shift. The logical record length of each file is 80. Class IV

Berk, Richard A., and Lawrence W. Sherman

**Specific deterrent effects of arrest
for domestic assault: Minneapolis,
1981-1982**

(ICPSR 8250)

(included on CD-ROMs CD0014 and CD0033)

This study was sponsored by the U.S. Dept. of Justice, National Institute of Justice. The grant number is 80-IJ-CX-0042.

Summary: This data collection contains information on 330 incidents of domestic violence in Minneapolis. Part 1, Police Data, contains data from the initial police reports filled out after each incident. Parts 2-5 are based on interviews that were conducted with all parties to the domestic assaults. Information for Part 2, Initial Data, was gathered from the victims after the incidents. Part 3, Follow-Up Data, consists of data from follow-up interviews with the victims and with relatives and acquaintances of both victims and suspects. There could be up to 12 contacts per case. Suspect interviews are the source for Part 4, Suspect Data. An experimental section, Part 5, Repeat Data, contains information on repeat incidents of domestic assault from interviews with victims. Parts 2-5 include items such as socioeconomic and demographic data describing the suspect and the victim, relationship (husband, wife, boyfriend, girlfriend, lover, divorced, separated), nature of the argument that spurred the assault, presence or absence of physical violence, and the nature and extent of police contact in the incident. The collection also includes police records, which are the basis for Parts 6-9. These files record the date of the crime, ethnicity of the participants, presence or absence of alcohol or drugs and weapons, and whether a police assault occurred. Class III

Universe: Domestic assault incidents in Minneapolis.

Sampling: All calls between March 17, 1981, and August 1, 1982, to the Minneapolis police concerning misdemeanor domestic violence incidents where both parties were present were included. Cases involving life-threatening or severe injury were excluded.

Extent of collection: 9 data files + machine-readable documentation (PDF) + SAS data definition statements + SPSS data definition statements

Extent of processing: UNDOCCHK.ICPSR/
MDATA/ REFORM.DOC

Logical record length data format with SAS and SPSS data definition statements

Part 1

Police data
rectangular file structure
330 cases
27 variables
59-unit-long record
1 record per case

Part 2
Initial data
rectangular file structure
193 cases
307 variables
442-unit-long record
1 record per case

Part 3
Follow-up data
rectangular file structure
1,250 cases
69 variables
103-unit-long record
1 record per case

Part 4
Suspect data
rectangular file structure
31 cases
344 variables
510-unit-long record
1 record per case

Part 5
Repeat data
rectangular file structure
4 cases
180 variables
243-unit-long record
1 record per case

Part 6
CCN log data
rectangular file structure
90 cases
30 variables
68-unit-long record
1 record per case

Part 7
RECAP log data
rectangular file structure
163 cases
24 variables
67-unit-long record
1 record per case

Part 8
Dispatch data
rectangular file structure
882 cases
5 variables
20-unit-long record
1 record per case

Part 9
Rapsheet data
rectangular file structure
231 cases
19 variables
52-unit-long record
1 record per case

Black, Howard, Richard Berk, James Lily,
Robert Owenbey, and Giannina Rikoski

**Evaluating alternative police responses
to spouse assault in Colorado Springs:
An enhanced replication of the
Minneapolis experiment, 1987-1989**

(ICPSR 9982)

(included on CD-ROMs CD0014 and CD0033)

This study was sponsored by the U.S. Dept.
of Justice, National Institute of Justice. The
grant number is 86-IJ-CX-0045.

Summary: The purpose of this study was
to replicate an experiment in Minneapolis
(**Minneapolis intervention project, 1986-
1987** [ICPSR 9808]) testing alternative police
response to cases of spouse assault, using a
larger number of subjects and a more com-
plex research design. The study focused on
how police response affected subsequent in-
cidents of spouse assault. Police responses
studied included arrest, issuing emergency
protection orders, referring the suspect to
counseling, separating the suspect and the
victim, and restoring order only (no specific
action). Data were obtained through initial in-
cident reports, counseling information, and
personal interviews. Follow-up interviews
were conducted at three- and six-month peri-
ods, and recidivists were identified through
police and court record checks. Variables
from initial incident reports include number of
charges; date, location, and disposition of
charges; weapon(s) used; victim injuries;
medical attention received; behavior towards
police; victim and suspect comments; and
demographic information such as race, sex,
relationship to victim/offender, age, and past
victim/offender history. Data collected from
counseling forms provide information on de-
mographic characteristics of the suspect,
type of counseling, topics covered in coun-
seling, suspect's level of participation, and
therapist's comments. Court records investi-
gate victim and suspect criminal histories, in-
cluding descriptions of charges and their dis-
position, conditions of pretrial release, and
the victim's contact with pretrial services.

Other variables included in follow-up checks focus on criminal and offense history of the suspect. The data collection includes separate data files for the original, second, and final versions of some of the forms that were used.

Universe: All domestic violence calls made to the Colorado Springs Police Department between March 1987 and April 1989.

Sampling: A random sampling method was used in the assignment of all five of the officer response alternatives. Officers had final authority over assignment, and could assign another treatment at their own discretion.

Note: All variables over two columns wide may contain values of "-22", "-66", "-77", "-99", or "X". These values may or may not be documented in the codebook. All alphanumeric variables over seven columns wide with these same values are not listed in the "MISSING VALUE RECODE" nor in the "MISSING VALUES" files.

Extent of collection: 24 data files + machine-readable documentation (text + PDF) + SAS data definition statements + SPSS data definition statements

Extent of processing: MDATA/ RECODE/
UNDOCCHK.ICPSR/ REFORM.DOC

Card image data format with SAS and SPSS data definition statements

Part 1
Initial call implementation form data
rectangular file structure
1,660 cases
107 variables
80-unit-long record
7 records per case

Parts 2-4
Suspect counseling form data
rectangular file structure
18 to 244 cases per part
38 to 103 variables per part
80-unit-long record
8 to 24 records per case per part

Parts 5-9
Victim interview data
rectangular file structure
6 to 1,170 cases per part
225 to 416 variables per part
78 to 80-unit-long record per part
13 to 14 records per case per part

Parts 10-13
Criminal history check data
rectangular file structure
1,548 cases per part
134 to 176 variables per part
80-unit-long record
11 to 40 records per case per part

Parts 14, 16, 18, 20
Charge check data
rectangular file structure
1,860 to 5,447 cases per part
10 variables
75-unit-long record
2 records per case

Parts 15, 17, 19, 21
Victimization check data
rectangular file structure
1,560 to 1,908 cases per part
10 variables
75-unit-long record
2 record per case

Parts 22-24
Court penetration form data
rectangular file structure
278 to 340 cases per part
51 to 55 variables per part
80-unit-long record
6 to 8 records per case per part

Related publication:
Black, H., R. Berk, J. Lily, R. Owenbey, and G. Rikoski
"Evaluating alternative police responses to spouse assault in Colorado Springs, CO: An enhanced replication of the Minneapolis experiment, 1987-1989" (Final Report). Washington, DC: National Institute of Justice, 1986.

Boston Police Department
Boston police department domestic violence research project, 1993-1994
(ICPSR 6483)
(included on CD-ROMs CD0014 and CD0033)

This study was sponsored by the U.S. Dept. of Justice, National Institute of Justice. The grant number is 93-IJ-CX-K009.

Summary: The Domestic Violence Research Project was a pilot study designed to examine the dynamics of domestic violence within two of the ten police districts that comprise the city of Boston. The objectives were to col-

lect data on domestic violence in greater detail than previously possible, conduct various analyses on this information, and determine how the findings could best be used to improve the police, prosecutorial, and social service responses to domestic violence. Data for 1993 are a stratified random sample of reported domestic violence incidents occurring throughout the year. The sample represents approximately 27 percent of the domestic violence incidents reported in 1993 for the two districts studied, B3 and D4. The 1994 data include all reported incidents occurring in the two districts during the period May to July. After the incident selection process was completed, data were collected from police incident reports, follow-up investigation reports, criminal history reports, and court dockets. Variables include arrest offenses, time of incident, location of incident, witnesses (including children), nature and extent of injuries, drug and alcohol use, history of similar incidents, whether there were restraining orders in effect, and basic demographic information on victims and offenders. Criminal history information was coded into five distinct categories: (1) violent offenses, (2) nonviolent offenses, (3) domestic violence offenses, (4) drug/alcohol offenses, and (5) firearms offenses.

Universe: Domestic violence incidents in Boston, Massachusetts, occurring in Districts B3 and D4 during 1993-1994.

Sampling: For 1993, cases were selected using a stratified random sample of reported domestic violence incidents occurring throughout 1993. Cases from 1994 were not randomly selected. Rather, they were all reported incidents of domestic violence occurring during May 1 to July 31, 1994.

Extent of collection: 4 data files + machine-readable documentation (PDF) + SAS data definition statements + SPSS data definition statements

Extent of processing: CDBK.ICPSR/ SCAN/ DDEF.ICPSR/ MDATA.ICPSR/ REFORM.DATA/ UNDOCCHK.ICPSR/ REFORM.DOC

Logical record length with SAS and SPSS data definition statements

Part 1
1993 data for District B3
rectangular file structure
661 cases
98 variables
293-unit-long record
1 record per case

Part 2
1993 data for District D4
rectangular file structure
339 cases
98 variables
293-unit-long record
1 record per case

Part 3
1994 data for District B3
rectangular file structure
736 cases
104 variables
548-unit-long record
1 record per case

Part 4
1994 data for District D4
rectangular file structure
416 cases
104 variables
548-unit-long record
1 record per case

Related publication:
Boston Police Department
"The Boston police department domestic violence research project" (Final Report).
Washington, DC: National Institute of Justice, 1994.

Bowers, William J., Jon Hirsch,
Jack McDevitt, and Glenn L. Pierce

Effects of foot patrol policing in Boston, 1977-1985

(ICPSR 9351)

This study was sponsored by the U.S. Dept. of Justice, National Institute of Justice. The grant number is 84-IJ-CX-K035.

Summary: This collection evaluates the impact of a new foot patrol plan, implemented by the Boston Police Department, on incidents of crime and neighborhood disturbances. Part 1 contains information on service calls categorized by types of criminal offenses such as murder, rape, aggravated assault, simple assault, robbery, larceny, burglary,

and auto theft. It also contains data on types of community disturbances such as a noisy party, gang, or minor disturbance and response priority of the incidents. Response priorities are classified according to a four-level scale: Priority 1: emergency calls including crimes in progress, high risk or personal injury, and medical emergencies; Priority 2: calls of intermediate urgency; Priority 3: calls not requiring immediate response; Priority 4: calls of undetermined priority. Parts 2 and 3 include information about patrol time used in each of the three daily shifts during the pre- and post-intervention periods. Part 4 presents information similar to Parts 2 and 3, but the data span a longer period of time — approximately seven years. Class IV

Universe: All 911 calls received by the Boston Police Department from 1977 through 1985.

Sampling: Sampling consists of all calls for service and police activity data recorded in the Boston Police Department's computer-aided dispatch (CAD) system for relatively small geographical reporting areas in the city of Boston.

Extent of collection: 4 data files + machine-readable documentation (text)

Logical record length data format

Part 1

Monthly calls for service data

rectangular file structure

83,284 cases

25 variables

140-unit-long record

1 record per case

Part 2

Police activity reports data file 1

rectangular file structure

18,450 cases

10 variables

80-unit-long record

1 record per case

Part 3

Police activity reports data file 2

rectangular file structure

7,760 cases

10 variables

80-unit-long record

1 record per case

Part 4

Police activity reports data file 3

rectangular file structure

8,178 cases

10 variables

80-unit-long record

1 record per case

Related publication:

Bowers, W.J., and J.H. Hirsch

"The impact of foot patrol staffing on crime and disorder in Boston." *American Journal of Police* 6 (1987), 17-44.

Buerger, Michael E.

Reexamining the Minneapolis repeat complaint address policing (RECAP) experiment, 1986-1987

(ICPSR 6172)

This study was sponsored by the U.S. Dept. of Justice, National Institute of Justice. The grant number is 91-IJ-CX-0029.

Summary: This study reexamines **Repeat complaint address policing: Two field experiments in Minneapolis, 1985-1987** (ICPSR 9788). The original Repeat Complaint Address Policing (RECAP) experiment was a field study of the strategy of problem-oriented policing, which used control and treatment groups consisting of specific addresses in the city of Minneapolis. The impact of problem-oriented policing was measured by comparing the number of 911 calls received for each address during a baseline period to the number received during a period when experimental treatments were in effect. Several features of the original data distort the one-to-one correspondence between a 911 call and an event, such as the occurrence of multiple versions of the same call in the databases. The current study identifies and attempts to correct these occurrences by applying multiple levels of data cleaning procedures to the original data to establish a better one-to-one call-to-event correspondence.

Universe: The sample was drawn from a universe consisting of the 2,000 most frequently referenced addresses in calls to the Minneapolis Emergency Communications Center (911) during 1986-1987.

Sampling: The original RECAP study used random selection of addresses. The current

study modifies the random selection by the application of data cleaning procedures.

Extent of collection: 16 data files + machine-readable documentation (text) + SAS data definition statements + SPSS data definition statements

Extent of processing: UNDOCCHK.ICPSR/MDATA

Logical record length data format with SAS and SPSS data definition statements

- Part 1: "A" level, commercial addresses, baseline year
- Part 2: "A" level, commercial addresses, experimental year
- Part 3: "A" level, residential addresses, baseline year
- Part 4: "A" level, residential addresses, experimental year
- Part 5: "B" level, commercial addresses, baseline year
- Part 6: "B" level, commercial addresses, experimental year
- Part 7: "B" level, residential addresses, baseline year
- Part 8: "B" level, residential addresses, experimental year
- Part 9: "C" level, commercial addresses, baseline year
- Part 10: "C" level, commercial addresses, experimental year
- Part 11: "C" level, residential addresses, baseline year
- Part 12: "C" level, residential addresses, experimental year
- Part 13: "D" level, commercial addresses, baseline year
- Part 14: "D" level, commercial addresses, experimental year
- Part 15: "D" level, residential addresses, baseline year
- Part 16: "D" level, residential addresses, experimental year

rectangular file structure
16,225 to 20,505 cases per part
12 variables
49-unit-long record
1 record per case

Related publication:
Buerger, Michael E.

"Convincing the recalcitrant: Reexamining the Minneapolis RECAP experiment" (Final Report). Washington, DC: National Institute of Justice, 1993.

Bureau of Justice Statistics,
U.S. Dept. of Justice

Directory of law enforcement agencies survey series

To ensure an accurate sampling frame for its Law Enforcement Management and Administrative Statistics (LEMAS) survey, the Bureau of Justice Statistics periodically sponsors a census of the nation's state and local law enforcement agencies. This census, known as the Directory Survey, gathers data on primary state law enforcement agencies and all sheriffs' departments, local police departments, and special police agencies (state or local) that are publicly funded and employ at least one sworn officer with general arrest powers. These surveys collected data on the number of sworn and nonsworn personnel employed by each agency, including both full-time and part-time employees. Within the full-time sworn category, data were collected from all agencies on the number who were uniformed officers with regularly assigned duties that included responding to calls for service. For agencies with at least 10 full-time sworn officers, the number whose primary duties were related to investigations, court operations, or jail operations was also obtained. Variables include FIPS codes, populations, personnel totals, type of government, type of agency, and whether the agency had the legal authority to hold a person beyond arraignment for 48 or more hours.

Directory of law enforcement agencies, 1986: [United States]

(ICPSR 8696)

Class IV

Extent of collection: 1 data file

Logical record length data format

rectangular file structure
16,708 cases
20 variables
148-unit-long record
1 record per case

Directory of law enforcement agencies, 1992: [United States]

(ICPSR 2266)

Extent of collection: 1 data file + machine-readable documentation (PDF) + SAS data definition statements + SPSS data definition statements

Extent of processing: REFORM.DOC/
REFORM.DATA/ CDBK.ICPSR/ DDEF.ICPSR/
CONCHK.ICPSR/ UNDOCCHK.ICPSR

Logical record length data format with SAS and SPSS data definition statements

rectangular file structure
17,358 cases
25 variables
143-unit-long record
1 record per case

Directory of law enforcement agencies, 1996: [United States]

(ICPSR 2260)

Extent of collection: 1 data file + machine-readable documentation (PDF) + SAS data definition statements + SPSS data definition statements

Extent of processing: REFORM.DOC/ SCAN/
REFORM.DATA/ DDEF.ICPSR/ CONCHK.ICPSR/
UNDOCCHK.ICPSR/ CDBK.ICPSR

Logical record length data format with SAS and SPSS data definition statements

rectangular file structure
18,769 cases
30 variables
172-unit-long record
1 record per case

Bureau of Justice Statistics,
U.S. Dept. of Justice

Law enforcement management and administrative statistics (LEMAS)

This series presents information on various types of general-purpose law enforcement agencies: state police, county police, special police (state and local), municipal police, and sheriffs' departments. Variables include size

of the populations served by the police or sheriffs' department, levels of employment and spending, various functions of the department, average salary levels for uniformed officers, and other matters relating to management and personnel.

Logical record length data format with SAS and SPSS data definition statements

Universe: All state, county, municipal, special, and sheriff's law enforcement agencies in the United States.

Related publications:

Reaves, Brian A.

"A LEMAS report: State and local police departments." *Bureau of Justice Statistics Bulletin*. Washington, DC: Bureau of Justice Statistics.

Reaves, Brian A.

"A LEMAS report: Data for individual state and local agencies with 100 or more officers." Washington, DC: Bureau of Justice Statistics.

Reaves, Brian A.

"A LEMAS report: Sheriffs' departments." *Bureau of Justice Statistics Bulletin*. Washington, DC: Bureau of Justice Statistics.

Law enforcement management and administrative statistics, 1987

(ICPSR 9222)

Sampling: State law enforcement agencies and city and township law enforcement agencies with 135 or more sworn employees were selected. County police, as distinguished from sheriffs' departments, were combined with municipal and township law enforcement agencies in the category of local police agencies. The remaining agencies were selected in a two-stage process. The first-stage units were counties, the same as those selected for the **Survey of inmates of local jails, 1983 [United States]** (ICPSR 8274). For that survey, all counties in the United States were divided into five strata based on the average daily inmate population of the jails in the county. The first stratum included all counties containing jails with average daily populations of 100 inmates or more. These counties were included with certainty. The other four strata, with decreasing average jail populations, were sampled at varying intervals. A sixth stratum was added for the LEMAS survey to represent those states with combined jail/

prison systems that were not included in the 1983 **Survey of inmates of local jails**. All counties in these states were included with certainty. All county-level law enforcement agencies in the counties selected for the sample were included in the survey. The second-stage units were municipal and township law enforcement agencies. A sample of these agencies was selected from within the six strata based on the number of sworn employees in the agency. In all, 3,054 law enforcement agencies were included in the sample. The final weight assigned to each case was the inverse of its probability of selection.

Note: (1) The number of sheriffs' agencies in this report may not correspond exactly to the totals found in other publications. Also, the total number of agencies is the result of the weighted sample and not an exact count of all agencies nationwide. (2) During the course of data collection, the sampling frame was found to be deficient in Texas because a number of constable offices had not been included. A systematic sample of one-fourth of these offices was added to the survey.

Extent of collection: 1 data file + machine-readable documentation (text) + OSIRIS dictionary + SAS data definition statements + SPSS data definition statements

Extent of processing: CDBK.ICPSR/
DDEF.ICPSR/ MDATA.ICPSR/ UNDOCCHK.ICPSR

rectangular file structure
2,907 cases
508 variables
1,434-unit-long record
1 record per case

Law enforcement management and administrative statistics (LEMAS), 1990

(ICPSR 9749)

Class I

Sampling: All primary general-purpose state police agencies were chosen. All sheriff's departments, local police departments, and special agencies with more than 100 sworn officers were chosen. A stratified random sampling method was used in selecting smaller agencies.

Extent of collection: 1 data file + machine-readable documentation (text) + SAS data

definition statements + SPSS data definition statements + data collection instrument

Extent of processing: CDBK.ICPSR/ RECODE/
CONCHK.ICPSR/ DDEF.ICPSR/ MDATA.ICPSR/
FREQ.ICPSR/ UNDOCCHK.ICPSR

rectangular file structure
2,945 cases
437 variables
915-unit-long record
1 record per case

Law enforcement management and administrative statistics (LEMAS), 1993

(ICPSR 6708)

(included on CD-ROM CD0014)

Sampling: A nationally representative sample of the nearly 17,000 publicly funded state and local law enforcement agencies with 100 or more sworn officers. The survey also included a nationally representative sample of agencies that employed fewer than 100 officers. A stratified random sampling method was used in selecting the smaller agencies.

Note: Additional documentation available for this collection includes Attachments L (Crosstabulation charts by agency: Weighting and Imputation Cell Collapsing SR: 1993 LEMAS Response File), M (Crosstabulation chart by agency: Weighting and Imputation Cell Collapsing NSR: 1993 LEMAS Response File), X (Crosstabulation charts by agency: Variance Estimation Cell Collapsing SR: 1993 LEMAS Response File), and Y (Crosstabulation chart by agency: Variance Estimation Cell Collapsing NSR: 1993 LEMAS Response File). These charts are available only in hard-copy form upon request from ICPSR.

Extent of collection: 1 data file + machine-readable documentation (text) + SAS data definition statements + SPSS data definition statements + data collection instruments (PDF)

Extent of processing: CDBK.ICPSR/ RECODE/
CONCHK.ICPSR/ DDEF.ICPSR/ MDATA.ICPSR/
FREQ.ICPSR/ UNDOCCHK.ICPSR/ SCAN

rectangular file structure
3,028 cases
700 variables
2,182-unit-long record
1 record per case

Law enforcement management and administrative statistics (LEMAS): 1997 sample survey of law enforcement agencies

(ICPSR 2700)

Universe: The universe for the 1997 SSLEA survey consists of agencies listed in the 1996 Directory Survey of Law Enforcement Agencies. The Directory includes all state and local law enforcement agencies that are publicly funded and employ at least one full-time or part-time sworn officer with general arrest powers.

Sampling: The universe file used for sample selection contained 18,778 sheriff, municipal general-purpose police, county general-purpose police, state police, constable's office, tribal police, and special police agencies.

Extent of collection: 1 data file + machine-readable documentation (PDF) + SAS data definition statements + SPSS data definition statements

Extent of processing: CONCHK.PR/ SCAN/ DDEF.ICPSR/ REFORM.DOC/ UNDOCCHK.PR/ UNDOCCHK.ICPSR

rectangular file structure
3,412 cases
706 variables
2,703-unit-long record
1 record per case

Law enforcement management and administrative statistics (LEMAS): 1999 sample survey of law enforcement agencies

(ICPSR 3079)

Universe: The universe for the 1999 SSLEA survey consists of agencies listed in the 1996 Directory Survey of Law Enforcement Agencies. The Directory includes all state and local law enforcement agencies that are publicly funded and employ at least one full-time or part-time sworn officer with general arrest powers.

Sampling: For sampling purposes, the law enforcement agencies were separated into two groups: self-representing (SR) and non-self-representing (NSR) agencies. All state police or agencies with 100 or more sworn full-time equivalent (FTE) employees are SR.

All remaining agencies in sheriff's department, local police, and special police categories are NSR.

Extent of collection: 1 data file + machine-readable documentation (PDF) + SAS data definition statements + SPSS data definition statements

Extent of processing: CONCHK.PR/ CDBK.ICPSR/ DDEF.ICPSR/ REFORM.DOC/ UNDOCCHK.PR/ UNDOCCHK.ICPSR

rectangular file structure
3,246 cases
339 variables
1,180-unit-long record
1 record per case

Bureau of Justice Statistics,
U.S. Dept. of Justice

National survey of DNA crime laboratories, 1998

(ICPSR 2879)

Summary: This study reports findings from a survey of publicly operated forensic crime labs that perform deoxyribonucleic acid (DNA) testing. The survey includes questions about each lab's budget, personnel, workload, and operating policies and procedures. Data were obtained from 108 out of 120 estimated known labs, including all statewide labs.

Universe: All known DNA crime laboratories in the United States.

Note: The codebook and data collection instrument are provided as a Portable Document Format (PDF) file.

Extent of collection: 1 data file + machine-readable documentation (PDF) + SAS data definition statements + SPSS data definition statements

Extent of processing: MDATA.ICPSR/ RECODE/ UNDOCCHK.ICPSR/ REFORM.DOC/ DDEF.ICPSR/ CDBK.ICPSR

Logical record length data format with SAS and SPSS data definition statements

rectangular file structure
126 cases
332 variables
1,697-unit-long record
1 record per case

Related publication:
Bureau of Justice Statistics.
National survey of DNA crime laboratories, 1998. Washington, DC: Bureau of Justice Statistics, 1998.

Bureau of Justice Statistics,
U. S. Dept. of Justice

**Police-public contact survey, 1999:
[United States]**

(ICPSR 3151)

Summary: This survey was undertaken to learn more about how often and under what circumstances police-public contact becomes problematic. The Bureau of Justice Statistics (BJS) initiated surveys of the public on their interactions with police in 1996 with the first Police-Public Contact Survey, a pretest among a nationally representative sample of 6,421 persons aged 12 or older. That initial version of the questionnaire revealed that about 20 percent of the public had direct, face-to-face contact with a police officer at least once during the year preceding the survey. At that time, the principal investigator estimated that about 1 in 500 residents, or about a half million people, who had an encounter with a police officer also experienced either a threat of force or the actual use of force by the officer. The current survey, an improved version of the 1996 Police-Public Contact Survey, was fielded as a supplement to the **National Crime Victimization Survey** (ICPSR 6406) during the last six months of 1999. A national sample nearly 15 times as large as the pretest sample in 1996 was used. The 1999 survey yielded nearly identical estimates of the prevalence and nature of contacts between the public and the police. This survey, because of its much larger sample size, permits more extensive analysis of demographic differences in police contacts than the 1996 pretest. In addition, it added a new and more detailed set of questions about traffic stops by police, the most frequent reason given for contact with police. Variables in the dataset cover type of contact with police, including whether it was face-to-face, initiated by the police or the citizen, whether an injury to the officer or the citizen resulted from the contact, crimes reported, and police use of force. Demographic variables supplied for the citizens include gender, race, and Hispanic origin.

Universe: Respondents aged 16 and older to the National Crime Victimization Survey during the last six months of 1999. The universe of the NCVS is all persons in the United States aged 12 and older.

Sampling: Stratified multistage cluster sample.

Extent of collection: 1 data file + machine-readable documentation (PDF) + SAS data definition statements + SPSS data definition statements

Extent of processing: UNDOCCHK.ICPSR/ MDA-TA.ICPSR/ CDBK.ICPSR/ DDEF.ICPSR/ RE-FORM.DOC

Logical record length data format with SAS and SPSS data definition statements

rectangular file structure
94,717 cases
315 variables
1,544-unit-long record
1 record per case

Related publication:

Bureau of Justice Statistics
"Contacts between police and the public, findings from the 1999 national survey."
Washington, DC: Bureau of Justice Statistics, 2001.

Bureau of Justice Statistics,
U.S. Dept. of Justice

**Police use of force data, 1996:
[United States]**

(ICPSR 6999)

Summary: In 1996, the Bureau of Justice Statistics sponsored a pretest of a survey instrument designed to compile data on citizen contacts with police, including contacts in which police use force. The survey, which involved interviews (both face-to-face and by phone) carried out by the United States Census Bureau, was conducted as a special supplement to the National Crime Victimization Survey (NCVS), an ongoing household survey of the American public that elicits information concerning recent crime victimization experiences. Questions asked in the supplement covered reasons for contact with police officer(s), characteristics of the officer, weapons used by the officer, whether there were any injuries involved in the confrontation between the household member and the officer,

whether drugs were involved in the incident, type of offense the respondent was charged with, and whether any citizen action was taken. Demographic variables include race, sex, and age.

Universe: Persons aged 12 or older in American households that were selected to participate in the NCVS.

Sampling: One-seventh of the sample that was scheduled for its final interview in May, June, or July of 1996.

Note: For the pretest, the Census Bureau interviewed 6,467 residents aged 12 or older. Of these, 6,421 were asked a question regarding whether they had any contact with a police officer during a 12-month period. For this reason, the codebook indicates that interviews were completed with 6,421 persons.

Extent of collection: 1 data file + machine-readable documentation (PDF) + SAS data definition statements + SPSS data definition statements

Extent of processing: CDBK.ICPSR/ RECODE/ DDEF.ICPSR/ MDATA.ICPSR/ REFORM.DATA/ UNDOCCHK.ICPSR/ REFORM.DOC

Logical record length data format with SAS and SPSS data definition statements

rectangular file structure
6,467 cases
175 variables
544-unit long record
1 record per case

Bureau of Justice Statistics,
U.S. Dept. of Justice

Survey of campus law enforcement agencies, 1995: [United States]

(ICPSR 6846)

Summary: In 1995, to determine the nature of law enforcement services provided on campus, the Bureau of Justice Statistics (BJS) surveyed four-year institutions of higher education in the United States with 2,500 or more students. This survey describes nearly 600 of these campus law enforcement agencies in terms of their personnel, expenditures and pay, operations, equipment, computers and information systems, policies, and special programs. The survey was based on the BJS Law Enforcement Management and

Administrative Statistics (LEMAS) program, which collected similar data from a national sample of state and local law enforcement agencies.

Universe: All four-year institutions of higher education within the United States with 2,500 or more students.

Sampling: Approximately 600 campuses that had some type of organized police or security agency.

Extent of collection: 1 data file + machine-readable documentation (PDF) + SAS data definition statements + SPSS data definition statements + data collection instrument (PDF)

Extent of processing: CDBK.ICPSR/ RECODE/ DDEF.ICPSR/ MDATA.ICPSR/ REFORM.DATA/ REFORM.DOC/ UNDOCCHK.ICPSR

Logical record length data format with SAS and SPSS data definition statements

rectangular file structure
680 cases
382 variables
685-unit-long record
1 record per case

Bursik, Robert J., Jr., Harold G. Grasmick,
and Mitchell B. Chamlin

Calls for service to police as a means of evaluating crime trends in Oklahoma City, 1986-1988

(ICPSR 9669)

This study was sponsored by the U.S. Dept. of Justice, National Institute of Justice. The grant number is 86-IJ-CX-0076.

Summary: In an effort to measure the effectiveness of crime deterrents and to estimate crime rates, calls for assistance placed to police in Oklahoma City over a two-year period were enumerated. This type of call was studied in order to circumvent problems such as "interviewer's effect" and sampling errors that occur with other methods. The telephone calls were stratified by police district, allowing for analysis on the neighborhood level to determine whether deterrence operates ecologically — that is, by neighbors informing one another about arrests which took place as a result of their calls to the police. In measuring deterrence, only the calls that concerned rob-

bery were used. To estimate crime rates, calls were tallied on a monthly basis for 18 types of offenses: aggravated assault, robbery, rape, burglary, grand larceny, motor vehicle theft, simple assault, fraud, child molestation, other sex offenses, domestic disturbance, disorderly conduct, public drunkenness, vice and drugs, petty larceny, shoplifting, kidnapping/hostage taking, and suspicious activity. Class IV

Extent of collection: 2 data files + machine-readable documentation (text)

Logical record length (Part 1) and card image (Part 2) data formats

Part 1

Neighborhood robbery trends data

rectangular file structure

617 cases

4 variables

10-unit-long record

1 record per case

Part 2

Calls for service data

rectangular file structure

22 cases

20 variables

80-unit-long record

1 record per case

Related publications:

Bursik, R.J. Jr., and H.G. Grasmick

"An alternative database for the determination of crime trends in American cities: A research note." Norman, OK: University of Oklahoma, Dept. of Sociology, Center for the Study of Crime, Delinquency, and Social Control, 1990.

Bursik, R.J. Jr., H.G. Grasmick, and M.B. Chamlin

"The effect of longitudinal arrest patterns on the development of robbery trends at the neighborhood level." *Criminology* 28 (1990), 431-450.

Chamlin, Mitchell B., and Christopher R. Stormann

Educating the public about police through public service announcements in Lima, Ohio, 1995-1997

(ICPSR 2885)

This study was sponsored by the U.S. Dept. of Justice, National Institute of Justice. The grant number is 95-IJ-CX-0055.

Summary: This study was designed to analyze the impact of four televised public service announcements (PSAs) aired for three months in Lima, Ohio. The researchers sought to answer three specific research questions: (1) Were the PSAs effective in transferring knowledge to citizens about the police? (2) Did the PSAs have an impact on resident satisfaction with the police? and (3) Did the PSAs have an impact on the behavior of citizens interacting with the police? To assess public attitudes about the Lima police and to determine whether the substance of the PSAs was being communicated to the residents of Lima, three waves of telephone interviews were conducted (Part 1). The first telephone interviews were conducted in April 1996 with approximately 500 randomly selected Lima residents. These were baseline interviews that took place before the PSAs aired. The survey instrument used in the first interview assessed resident satisfaction with the police and the services they provided. After completion of the Wave 1 interviews, the PSAs were aired on television for three months (June 5-August 28, 1996). After August 28, the PSAs were removed from general circulation. A second wave of telephone interviews was conducted in September 1996 with a different group of randomly selected Lima residents. The same survey instrument used during the first interviews was administered during the second wave, with additional questions added relating to whether the respondent saw any of the PSAs. A third group of randomly selected Lima residents was contacted via the telephone in January 1997 for the final wave of interviews. The final interviews utilized the identical survey instrument used during Wave 2. The focus of this follow-up survey was on citizen retention, over time, of the information communicated in the PSAs. Official data collected from computerized records maintained by the Lima Police Department were also collected to monitor changes in citizen behavior (Part 2). The records data span 127 weeks, from January 1, 1995, to June 7, 1997, which includes 74 weeks of pre-PSA data and 53 weeks of data

for the period during the initial airing of the first PSA and thereafter. Variables in Part 1 include whether respondents were interested in learning about what to do if stopped by the police, what actions they had displayed when stopped by the police, if they would defend another person being treated unfairly by the police, how responsible they felt (as a citizen) in preventing crimes, the likelihood of calling the police if they were aware of a crime, perception of crime and fear of crime, and whether there had been an increase or decrease in the level of crime in their neighborhoods. Respondents were also asked about the amount of television they watched, whether they saw any of the public service announcements and if so to rate them, whether the PSAs provided information not already known, whether any of the PSA topics had come up in conversations with family or friends, and whether the respondent would like to see more PSAs in the future. Finally, respondents were asked whether the police were doing as much as they could to make the neighborhood safe, how responsive the police were to nonemergency matters, and to rate their overall satisfaction with the Lima Police Department and its various services. Demographic variables for Part 1 include the race, gender, age, marital status, level of education, employment status, and income level of each respondent. Variables in Part 2 cover police use-of-force or resisting arrest incidents that took place during the study period, whether the PSA aired during the week in which a use-of-force or resisting arrest incident took place, the number of supplemental police use-of-force reports that were made, and the number of resisting arrest charges made.

Universe: Part 1: All households in Lima, Ohio. Part 2: Counts of resisting arrest charges and police use-of-force incidents.

Sampling: Simple random sampling.

Extent of collection: 2 data files + machine-readable documentation (PDF) + SAS data definition statements + SPSS data definition statements

Extent of processing: MDATA.PR/MDATA.ICPSR/ UNDOCCHK.ICPSR/ CDBK.ICPSR/ DDEF.ICPSR/ SCAN/ REFORM.DATA/ REFORM.DOC

Logical record length data format with SAS and SPSS data definition statements

Part 1
Public service announcements data
rectangular file structure
1,541 cases
52 variables
75-unit-long record
1 record per case

Part 2
Use of force data
rectangular file structure
127 cases
6 variables
28-unit-long record
1 record per case

Related publication:
Chamlin, Mitchell B., and Christopher R. Stormann.
"Educating the public about the police: The Lima PSA project" (Final Report).
Washington, DC: National Institute of Justice, 1998.

Chan, Theodore C., Gary M. Vilke, Jack Clausen, Richard Clark, Paul Schmidt, Thomas Snowden, and Tom Neuman

Impact of oleoresin capsicum spray on respiratory function in human subjects in sitting and prone maximal restraint positions in San Diego County, 1998

(ICPSR 2961)

This study was sponsored by U.S. Dept. of Justice, National Institute of Justice. The grant number is 98-IJ-CX-0079.

Summary: Oleoresin capsicum (OC), or pepper spray, has gained wide acceptance as standard police equipment in law enforcement as a swift and effective method to subdue violent, dangerous suspects in the field. As a use-of-force method, however, OC spray has been alleged in the media to have been associated with a number of in-custody deaths. The goal of this study was to assess the safety of a commercially available OC spray in use by law enforcement agencies nationwide. The study was conducted as a randomized, cross-over, controlled trial on volunteer human subjects recruited from the local law enforcement training academy in San Diego County, California. Subjects participated in four different experimental trials in random order over two separate days in a pulmonary function testing laboratory: (a) placebo spray exposure followed by sit-

ting position, (b) placebo spray exposure followed by restraint position, (c) OC spray exposure followed by sitting position, and (d) OC spray exposure followed by restraint position. Prior to participation, subjects completed a short questionnaire regarding their health status, history of lung disease and asthma, smoking history, medication use, and respiratory inhaler medication use. Prior to exposure, subjects also underwent a brief screening spirometry in the sitting position by means of a portable spirometry device to determine baseline pulmonary function. Subjects then placed their heads in a 5' x 3' x 3' exposure box that allowed their faces to be exposed to the spray. A one-second spray was delivered into the box from the end opposite the subject (approximately five feet away). Subjects remained in the box for five seconds after the spray was delivered. During this time, subjects underwent impedance monitoring to assess whether inhalation of the OC or placebo spray had occurred. After this exposure period, subjects were placed in either the sitting or prone maximal restraint position. Subjects remained in these positions for ten minutes. Repeat spirometric measurements were performed, oxygen saturation, blood pressure, end-tidal carbon dioxide levels, and pulse rate were recorded, and an arterial blood sample was drawn. A total of 34 subjects completed the study, comprising 128 separate analyzable study trials. Variables provided in all three parts of this collection include subject's age, gender, ethnicity, height, weight, body mass index, past medical history, tobacco use history, and history of medication use, as well as OC spray or placebo exposure and sitting or restraint position during the trial. Part 1 also includes tidal volume, respiratory rate, and heart rate at baseline and at 1, 5, 7, and 9 minutes, and systolic and diastolic blood pressure at baseline and at 3, 6, and 9 minutes. Additional variables in Part 2 include predicted forced vital capacity and predicted forced expiratory volume in 1 second, and the same measures at baseline, 1.5 minutes, and 10 minutes. Derived variables include percent predicted and mean percent predicted values involving the above variables. Part 3 also provides end-tidal carbon dioxide and oxygenation levels, oxygen saturation, oxygen consumption at baseline and at 1, 5, 7, and 9 minutes, blood pH, partial pressure of oxygen, and partial pressure of carbon dioxide at 8 minutes.

Universe: Healthy, young adult human subjects.

Sampling: Volunteers were recruited from the training staff and cadets of the San Diego Regional Public Safety Training Institute.

Note: (1) This study was a joint effort of the San Diego Regional Public Safety Training Institute, as part of the San Diego City Police and San Diego County Sheriff's departments, and the Department of Emergency Medicine (and its Division of Medical Toxicology) and Department of Internal Medicine (and its Division of Pulmonary and Critical Care Medicine) at the University of California, San Diego Medical Center. (2) Users are encouraged to obtain a copy of the project's final report for a more complete description of the trial study procedures.

Extent of collection: 3 data files + machine-readable documentation (PDF) + SAS data definition statements + SPSS data definition statements

Extent of processing: REFORM.DATA/ REFORM.DOC/ SCAN/ UNDOCCHK.ICPSR/ MDATA.ICPSR/ CDBK.ICPSR/ DDEF.ICPSR

Logical record length data format with SAS and SPSS data definition statements

Part 1
Vital statistics data
rectangular file structure
128 cases
41 variables
130-unit-long record
1 record per case

Part 2
Spirometric and pulmonary function testing data
rectangular file structure
128 cases
41 variables
195-unit-long record
1 record per case

Part 3
Arterial blood gas data
rectangular file structure
128 cases
37 variables
120-unit-long record
1 record per case

Related publication:

Chan, Theodore C., Gary M. Vilke, Jack Clausen, Richard Clark, Paul Schmidt, Thomas Snowden, and Tom Neuman
"The impact of oleoresin capsicum spray on respiratory function in human subjects

in the sitting and prone maximal restraint positions" (Final report). NCJ 182433. Washington, DC: National Institute of Justice, 2000.

Collins, James J., Mary Ellen McCalla, Linda L. Powers, and Ellen S. Stutts

National study of law enforcement agencies' policies regarding missing children and homeless youth, 1986

(ICPSR 6127)

Summary: The purpose of this study was to provide information about law enforcement agencies' handling of missing child cases, including the rates of closure for these cases, agencies' initial investigative procedures for handling such reports, and obstacles to investigation. Case types identified include runaway, parental abduction, stranger abduction, and missing for unknown reasons. Other key variables provide information about the existence and types of policies within law enforcement agencies regarding missing child reports, such as a waiting period and classification of cases. The data also contain information about the cooperation of and use of the National Center of Missing and Exploited Children (NCMEC) and the National Crime Information Center (NCIC).

Universe: Law enforcement agencies in the United States.

Sampling: A national probability sample of approximately 1,200 law enforcement agencies was selected from the Law Enforcement Agency Directory compiled by the United States Census Bureau. The agencies were screened to identify those that investigate missing child reports, and 1,060 questionnaires were mailed to agencies that had investigated a missing child case in the past five years. A stratified, simple random sample was designed to produce approximately 800 responding agencies. Law enforcement agencies were stratified jointly by two characteristics expected to affect investigative policies and practices: number of sworn officers (separated into less than 50, 50-99, 100-299, and 300+) and region of the country (Northeast, Midwest, South, and West).

Extent of collection: 1 data file + machine-readable documentation (text) + SAS data definition statements + SPSS data definition statements + data collection instrument

Extent of processing: MDATA.ICPSR/ SCAN/ UNDOCCHK.ICPSR/ DDEF.ICPSR/ CDBK.ICPSR

Logical record length data format with SAS and SPSS data definition statements

rectangular file structure

791 cases

612 variables

1,339-unit-long record

1 record per case

Related publications:

Forst, M.L., T.S. Vivonia, A. Garcia, and M. Jang

"National study of law enforcement practices regarding missing children and homeless youth, Phase II report." Washington, DC: Office of Juvenile Justice and Delinquency Prevention, September 1988.

Collins, J.J., M.E. McCalla, L.L. Powers, and E.S. Stutts

"The police and missing children: Findings from a national survey." Washington, DC: Office of Juvenile Justice and Delinquency Prevention, June 1989.

Collins, J.J., L.L. Powers, M.E. McCalla, C.L. Ringwalt, and R.M. Lucas.

"Law enforcement policies and practices regarding missing children and homeless youth." Washington, DC: Office of Juvenile Justice and Delinquency Prevention, April 1993.

Conner, Roger, Robert Teir, and Richard Baum

Survey on street disorder in large municipalities in the United States, 1994-1996

(ICPSR 2479)

This study was sponsored by the U.S. Dept. of Justice, National Institute of Justice. The grant number is 95-IJ-CX-0050.

Summary: The objective of this survey was to provide city officials and police with information on how to carry out street disorder enforcement strategies within the constitutional guidelines established by the courts. To that end, a survey of 512 municipal police departments was conducted in the spring of 1996. The agencies were asked to supply data for the current year as well as for 1994 and 1995. Information was collected on the existence of particular street disorder ordinances, when

such ordinances were passed, the number of citations and arrests resulting from each ordinance, and whether the ordinances were challenged in court. Data covered the following types of street disorder: panhandling, open containers of alcohol, public intoxication, disorderly conduct, sleeping in public places, unregulated day labor solicitation, vending, dumpster diving, camping in public, and juvenile curfews. Departments were also asked about their written policies regarding certain types of street disorder. Other departmental information includes location, number of personnel, and population of jurisdiction.

Universe: Police departments of large municipalities in the United States.

Sampling: All 512 police departments in municipalities with populations of 50,000 or more in the United States were sampled.

Extent of collection: 1 data file + machine-readable documentation (PDF) + SAS data definition statements + SPSS data definition statements

Extent of processing: CDBK.ICPSR/ SCAN/ DDEF.ICPSR/ MDATA.ICPSR/ REFORM.DATA/ REFORM.DOC/ UNDOCCHK.ICPSR

Logical record length data format with SAS and SPSS data definition statements

rectangular file structure
388 cases
99 variables
224-unit-long record
1 record per case

Related publication:
Conner, Roger, Robert Teir, and Richard Baum

"New approaches to street disorder attracting support from cities, approval by courts" (Final Report). Washington, DC: National Institute of Justice, 1997.

Cordner, Gary W., and Gerald L. Williams
Community policing and police agency accreditation in the United States, 1992 and 1994
(ICPSR 2560)

This study was sponsored by the U.S. Dept. of Justice, National Institute of Justice. The grant number is 92-IJ-CX-K038.

Summary: This study was undertaken to examine the compatibility of law enforcement agency accreditation and community policing. It sought to answer the following questions: (1) Are accreditation and community policing compatible? (2) Do accreditation and community policing conflict? (3) Does accreditation support community policing? (4) Did any of this change with the 1994 "top-down" revision of the Commission on Accreditation for Law Enforcement Agencies (CALEA) standards? To that end, the researchers conducted separate content analyses of the 897 accreditation standards of the Commission on Accreditation for Law Enforcement Agencies (CALEA) in effect at the end of 1992 and the revised set of 436 standards published in 1994. The standards were coded on 27 variables derived from the literature on community policing and police administration. Information was collected on the basics of each accreditation standard, its references to issues of community-oriented policing (COP) and problem-oriented policing (POP), and general information on its compatibility, or conflict with COP and POP. Basic variables cover standard, chapter, section, and applicability. Variables focusing on the compatibility of community-oriented policing and the accreditation standards include sources of legitimacy/ authorization, community input, community reciprocity, geographic responsibility, and broadening of functions. Variables on problem-oriented policing include level of analysis, empirical analysis, collaboration with nonpolice agencies, evaluation/assessment, and nature of the problem. Variables on management and administration concern officer discretion, specialization by unit, specialization by task, formalization, centralization, levels/ hierarchy, employee notification, employee involvement, employee rights, specific accountability, and customer orientation. General information on the compatibility or conflict between a standard and community-oriented policing/problem-oriented policing includes overall restrictiveness of the standard, primary strategic affiliation, focus on process, and focus on administration.

Universe: All 1992 and 1994 CALEA Accreditation Standards.

Extent of collection: 2 data files + machine-readable documentation (PDF) + SAS data definition statements + SPSS data definition statements

Extent of processing: DDEF.ICPSR/ MDATA.PRV
REFORM.DATA/ REFORM.DOC/ CDBK.ICPSR/
SCAN/ UNDOCCHK.ICPSR

Logical record length data format with SAS
and SPSS data definition statements

Part 1

Content data for 1992

rectangular file structure
897 cases
34 variables
37-unit-long record
1 record per case

Part 2

Content data for 1994

rectangular file structure
436 cases
34 variables
37-unit-long record
1 record per case

Related publications:

Cordner, Gary W., and Gerald L. Williams
"Community policing and accreditation:
Compatibility or conflict?" (Final Report).
Washington, DC: National Institute of
Justice, 1998.

Cordner, Gary W., and Gerald L. Williams
"Community policing and police agency
accreditation." In Larry K. Gaines and
Gary W. Cordner (eds.), *Policing perspectives: An anthology*. Los Angeles, CA:
Roxbury Publishing Company, 1999,
pp. 372-379.

Curry, G. David, Richard A. Ball, and
Scott H. Decker

Extended national assessment survey of law enforcement anti-gang information resources, 1993-1994

(ICPSR 6565)

This study was sponsored by the U.S. Dept.
of Justice, National Institute of Justice. The
grant number is 93-IJ-CX-0040.

Summary: This survey extended a 1992 survey
(**National assessment survey of law
enforcement anti-gang information re-
sources, 1990-1992** [ICPSR 6237]) in two
ways: (1) by updating the information on the
122 municipalities included in the 1992 survey,
and (2) by including data on all cities in
the United States ranging in population from
150,000 to 200,000 and including a random

sample of 284 municipalities ranging in population from 25,000 to 150,000. Gang crime problems were defined in the same manner as in the 1992 survey, i.e., a gang (1) was identified by the police as a "gang," (2) participated in criminal activity, and (3) involved youth in its membership. As in the 1992 survey, a letter was sent to the senior law enforcement departmental administrator of each agency describing the nature of the survey. For jurisdictions included in the 1992 survey, the letter listed the specific information that had been provided in the 1992 survey and identified the departmental representative who provided the 1992 data. The senior law enforcement administrator was asked to report whether a gang crime problem existed within the jurisdiction in 1994. If a problem was reported, the administrator was asked to identify a representative of the department to provide gang crime statistics and a representative who was most knowledgeable on anti-gang field operations. Annual statistics on gang-related crime were then solicited from the departmental statistical representative. Variables include city, state, ZIP code, and population category of the police department, and whether the department reported a gang problem in 1994. Data on the number of gangs, gang members, and gang-related incidents reported by the police department are also provided. If actual numbers were not provided by the police department, estimates of the number of gangs, gang members, and gang-related incidents were calculated by sampling category.

Universe: Police departments in cities with populations over 25,000 and 11 counties in the United States.

Sampling: All United States cities with populations over 150,000 were included. A random sample of 284 jurisdictions with populations between 25,000 and 150,000 was also selected. The 31 remaining smaller cities included in the 1992 study were excluded from selection in the random sample. Eleven counties that had provided gang information to the 1992 survey were recontacted for the 1994 survey. Two counties not included in the 1992 survey were included in the 1994 survey because they were identified as providing law enforcement services to smaller municipalities selected in the random sample of cities with populations of 25,000 to 150,000.

Extent of collection: 1 data file + machine-readable documentation (text) + SAS data definition statements + SPSS data definition

statements + data collection instrument
(PDF)

Extent of processing: MDATA.PR/REFORM.DA-
TA/ UNDOCCHK.ICPSR/ CDBK.ICPSR/ DDEF.ICPSR

Logical record length data format with SAS
and SPSS data definition statements

rectangular file structure
438 cases
13 variables
87-unit-long record
1 record per case

Related publication:

Curry, G. David, Richard A. Ball, and Scott H.
Decker

"Update on gang crime and law enforce-
ment recordkeeping: Report of the 1994
NIJ extended national assessment sur-
vey" (Final Report). Washington, DC: Na-
tional Institute of Justice, 1994.

Curry, G. David, Robert J. Fox, Richard A.
Ball, and Darryl Stone

**National assessment survey of law
enforcement anti-gang information
resources, 1990-1991**

(ICPSR 6237)

This study was sponsored by the U.S. Dept.
of Justice, National Institute of Justice. The
grant number is 91-IJ-CX-K003.

Summary: This study constituted a systemat-
ic national assessment of local law enforce-
ment perceptions of the distribution of gang
and gang-like problems in large cities in the
United States, law enforcement reactions to
gangs, and their policies toward gang prob-
lems. One purpose of the study was to exam-
ine changes in law enforcement perceptions
of the U.S. gang problem that have occurred
since **National youth gang intervention
and suppression survey, 1980-1987**
(ICPSR 9792) was undertaken. The overall
goal was to obtain as "conservative" as pos-
sible an estimate of the magnitude of the
gang problem in the United States as reflect-
ed by the official reaction, record-keeping,
and reporting of local law enforcement agen-
cies. The agencies were asked to refer the in-
terviewer to the individual representative of
the agency who could provide the most infor-
mation about the agency's processing of in-
formation on gangs and other youth-based

groups engaged in criminal activity. To obtain
each law enforcement agency's official, not
personal, perspective on gang problems, an-
onymity was intentionally avoided. Each re-
spondent's agency officially identified a "gang
problem" within their jurisdiction. Gangs were
defined for this study as groups involving
youths engaging in criminal activity. Respon-
dents were then asked if their department of-
ficially recognized the presence of other
kinds of organized groups that engaged in
criminal activity and involved youths and that
might be identified by their department as
crews, posses, or some other designation.
Based on affirmative answers to questions
on the officially recognized presence of
gangs and the kinds of record-keeping em-
ployed by their departments, agencies were
sent customized questionnaire packets ask-
ing for specifics on only those aspects of the
gang problem that their representative had
reported the agency kept information on.
Variables include city name, state, ZIP code,
whether the city participated in National
Youth Gang Intervention and Suppression
Survey, 1980-1987, and, if so, if the city re-
ported a gang problem. Data on gangs in-
clude the number of homicides and other vi-
olent, property, drug-related, and vice
offenses attributed to youth gangs and fe-
male gangs; total number of gang incidents,
gangs, gang members, female gang mem-
bers, and gangs comprised only of females
for 1991, number of juvenile gang-related
incidents and adult gang-related incidents in
1991; number of drive-by shootings involving
gang members or female gang members in
1991; and numbers or percent estimates of
gang members by ethnic groups for 1990 and
1991. Respondents also indicated whether
various strategies for combating gang prob-
lems had been attempted by the department,
and if so, how effective each of the crime pre-
vention measures were.

Universe: Police departments in United
States cities with populations near 200,000
and above.

Sampling: All cities in the United States with
1990 Bureau of the Census projected popu-
lations over 200,000, 43 smaller cities that
had been included in **National youth gang
intervention and suppression survey,
1980-1987** (ICPSR 9792), and Shreveport,
LA, Jackson, MS, and Mobile, AL.

Note: Eleven counties provided information
to the 1992 gang survey. The county list was
selected from the list of counties contacted in

the National Youth Gang Intervention and Suppression Survey, 1980–1987. However, the county data are not included in this data collection.

Extent of collection: 1 data file + machine-readable documentation (text) + SAS data definition statements + SPSS data definition statements + data collection instrument (PDF)

Extent of processing: REFORM.DATA/
UNDOCCHK.ICPSR/ RECODE/ MDATA.ICPSR/
CDBK.ICPSR/ DDEF.ICPSR

Logical record length data format with SAS and SPSS data definition statements

rectangular file structure
122 cases
179 variables
366-unit-long record
1 record per case

Related publication:
Curry, G. David, Robert J. Fox, Richard A. Ball, and Darryl Stone
“National assessment of law enforcement anti-gang information resources” (Final Report). Washington, DC: National Institute of Justice, 1992.

Delprino, Robert, Karen O’Quin, and Cheryl Kennedy

Work and family services for law enforcement personnel in the United States, 1995

(ICPSR 2696)

This study was sponsored by the U.S. Dept. of Justice, National Institute of Justice. The grant number is 95-IJ-CX-0113.

Summary: This study was undertaken to provide current information on work and family issues from the police officer’s perspective, and to explore the existence and prevalence of work and family training and intervention programs offered nationally by law enforcement agencies. Three different surveys were employed to collect data for this study. First, a pilot study was conducted in which a questionnaire, designed to elicit information on work and family issues in law enforcement, was distributed to 1,800 law enforcement officers representing 21 municipal, suburban, and rural police agencies in western New York

State (Part 1). Demographic information in this Work and Family Issues in Law Enforcement (WFILE) questionnaire included the age, gender, ethnicity, marital status, highest level of education, and number of years in law enforcement of each respondent. Respondents also provided information on which agency they were from, their job title, and the number of children and step-children they had. The remaining items on the WFILE questionnaire fell into one of the following categories: (1) work and family orientation, (2) work and family issues, (3) job’s influence on spouse/significant other, (4) support by spouse/significant other, (5) influence of parental role on the job, (6) job’s influence on relationship with children, (7) job’s influence on relationships and friendships, (8) knowledge of programs to assist with work and family issues, (9) willingness to use programs to assist with work and family issues, (10) department’s ability to assist officers with work and family issues, and (11) relationship with officer’s partner. Second, a Police Officer Questionnaire (POQ) was developed based on the results obtained from the pilot study. The POQ was sent to over 4,400 officers in police agencies in three geographical locations: the Northeast (New York City, New York, and surrounding areas), the Midwest (Minneapolis, Minnesota, and surrounding areas), and the Southwest (Dallas, Texas, and surrounding areas) (Part 2). Respondents were asked questions measuring their health, exercise, alcohol and tobacco use, overall job stress, and the number of health-related stress symptoms experienced within the last month. Other questions from the POQ addressed issues of concern to the Police Research and Education Project — a sister organization of the National Association of Police Organizations — and its membership. These questions dealt with collective bargaining, the Law Enforcement Officer’s Bill of Rights, residency requirements, and high-speed pursuit policies and procedures. Demographic variables included gender, age, ethnicity, marital status, highest level of education, and number of years employed in law enforcement. Third, to identify the extent and nature of services that law enforcement agencies provided for officers and their family members, an Agency Questionnaire (AQ) was developed (Part 3). The AQ survey was developed based on information collected from previous research efforts, the Violent Crime Control and Law Enforcement Act of 1994 (Part W-Family Support, subsection 2303 [b]), and from information gained from the POQ. Data collected from the AQ consisted of whether the agency had a mission statement, provided

any type of mental health service, and had a formalized psychological services unit. Respondents also provided information on the number of sworn officers in their agency and the gender of the officers. The remaining questions requested information on service providers, types of services provided, agencies' obstacles to use of services, agencies' enhancement of services, and the organizational impact of the services.

Universe: Parts 1 and 2: Police officers.
Part 3: Law enforcement agencies.

Sampling: Parts 1 and 2: Exact sampling unknown. Part 3: Stratified random sampling.

Extent of collection: 3 data files + machine-readable documentation (PDF) + SAS data definition statements + SPSS data definition statements

Extent of processing: CDBK.ICPSR/ RECODE/ DDEF.ICPSR/ MDATA.PR/ MDATA.ICPSR/ SCAN REFORM.DATA/ REFORM.DOC/ UNDOCCHK.ICPSR

Logical record length data format with SAS and SPSS data definition statements

Part 1

Work and family issues in law enforcement questionnaire data

rectangular file structure
597 cases
220 variables
660-unit-long record
1 record per case

Part 2

Police officer questionnaire data

rectangular file structure
1,632 cases
194 variables
583-unit-long record
1 record per case

Part 3

Agency questionnaire data

rectangular file structure
380 cases
136 variables
171-unit-long record
1 record per case

Related publications:

Delprino, Robert, Karen O'Quin, and Cheryl Kennedy

"Identification of work and family services for law enforcement personnel" (Executive Summary). Washington, DC: National Institute of Justice, 1997.

Delprino, R.P., and C. Kennedy
Work and family issues in law enforcement: A preliminary study. Buffalo, NY: State University of New York at Buffalo, 1994.

Delprino, R.P., and C. Bahn

"A national survey of the extent and nature of psychological services in police departments." *Professional Psychology: Research and Practice* 19, 4 (1988), 241-145.

Doan, David, and Bronston T. Mayes

Automated reporting system pilot project in Los Angeles, 1990

(ICPSR 9969)

This study was sponsored by the U.S. Dept. of Justice, National Institute of Justice. The grant number is 89-IJ-CX-0008.

Summary: The purpose of this pilot project was to determine if preliminary investigation report (PIR) data filed by patrol officers could be collected via laptop computers to allow the direct input of the data into the Los Angeles Police Department Crime and Arrest Database without adversely affecting the personnel taking or using the reports. This data collection addresses the following questions: (1) Did officers and supervisors prefer the automated reporting system (ARS) or the handwritten version of the PIR? (2) Did the ARS affect the job satisfaction or morale of officers and supervisors? (3) Did the ARS reduce the amount of time that patrol officers, supervisors, and clerks spent on paperwork? (4) Did the ARS affect the accuracy of information contained in the PIRs? (5) Did detectives and prosecuting attorneys find the ARS a more reliable source than handwritten PIRs? Officers and supervisors in two divisions of the Los Angeles Police Department, Wilshire and Hollywood, participated as control and experimental groups. The control group continued using handwritten ("existing") PIRs while the experimental group used the automated PIRs (ARS). The General Information Questionnaire collected information on each officer's rank, assignment, watch, gender, age, years with the Los Angeles Police Department, education, job morale, job demands, self-esteem, computer anxiety, and relationship with supervisor and other officers. The Job Performance Rating Form gathered data on work efforts, depth of job knowledge, work quality, oral and written skills, and capacity to learn. The Time Study Sheets collected data

on investigation time, writing and editing time, travel time, approval and correction time, review time, errors by type, and data input time for both the handwritten and automated forms. The Evaluation of the Existing Form and the Evaluation of the Automated Form both queried respondents on ease of use, system satisfaction, and productivity loss. The ARS Use Questionnaire asked about ease of use, typing skills, computer skills, comfort with the system, satisfaction with training, and preference for the system. The Hollywood Detective Division ARS Use Questionnaire surveyed detectives on the system's ease of use, task improvement, support for continued use, and preference for the system. The PIR Content Evaluation Form collected data on quality of officers' observations; organization and writing skills; physical evidence; statements of victims, witnesses, and suspects; and offense classification. The Caplan Role Conflict and Role Ambiguity subscales were used in the design of the questionnaires. Class IV

Extent of collection: 6 data files + machine-readable documentation (text) + data collection instruments

Extent of processing: MDATA/ UNDOCCHK.PR

Card image data format

**Part 1
Hollywood detective division ARS use questionnaire**

rectangular file structure
35 cases
13 variables
13-unit-long record
1 record per case

**Part 2
Hollywood time study sheet of the existing and automated forms**

rectangular file structure
281 cases
35 variables
77-unit-long record
4 records per case

**Part 3
Hollywood ARS use questionnaire**

rectangular file structure
139 cases
57 variables
68-unit-long record
1 record per case

**Part 4
Evaluations of the existing and automated forms**

rectangular file structure
354 cases
23 variables
73-unit-long record
2 records per case

**Part 5
Prosecuting attorneys PIR content evaluation form**

rectangular file structure
103 cases
37 variables
73-unit-long record
2 records per case

**Part 6
General information questionnaires, evaluations of the existing and automated forms, job rating performance form, time study sheets, and Caplan scales**

rectangular file structure
738 cases
177 variables
80-unit-long record
13 records per case

Related publication:

Doan, D., B.T. Mayes, and the Los Angeles Police Department ARS Task Force
Automated reporting system pilot project.
Los Angeles, CA: Los Angeles Police Department, 1990.

Dunford, Franklyn W., David Huizinga, and Delbert Elliott

Domestic violence experience in Omaha, Nebraska, 1986-1987

(ICPSR 9481)
(included on CD-ROMs CD0014 and CD0033)

This study was sponsored by the U.S. Dept. of Justice, National Institute of Justice. The grant numbers are 85-IJ-CX-K435 and 85-IJ-CX-K035.

Summary: The purpose of this data collection was to corroborate the findings of **Specific deterrent effects of arrest for domestic assault: Minneapolis, 1981-1982** (ICPSR 8250) that arrest is an effective deterrent against continued domestic assaults. The data addressed the following questions: (1) To what extent does arrest decrease the likelihood of continued violence, as assessed

by the victim? (2) To what extent does arrest decrease the likelihood of continued complaints of crime, as assessed by police records? (3) What are the differences in arrest recidivism between cases that involved arrest versus cases that involved mediation, separation, warrant issued, or no warrant issued? Domestic violence cases in three sectors of Omaha, Nebraska, meeting established eligibility criteria, were assigned to one of five experimental treatments: mediation, separation, arrest, warrant issued, or no warrant issued. Data for victim reports were collected from three interviews with the victims conducted one week, six months, and twelve months after the domestic violence incident. Arrest, charge, and complaint data were collected on the suspects at six- and twelve-month intervals following the original domestic violence incident. The investigators used arrest recidivism, continued complaints of crime, and victim reports of repeated violence (fear of injury, pushing/hitting, and physical injury) as outcome measures to assess the extent to which treatments prevented subsequent conflicts. Other variables include victim's level of fear, self-esteem, locus of control, and welfare dependency, changes in the relationship between suspect and victim, extent of the victim's injury, and extent of drug use by the victim and the suspect. Demographic variables include race, age, sex, income, occupational status, and marital status.

Universe: Domestic violence cases in Omaha, Nebraska, during 1986-1987.

Sampling: Two-stage random sampling design.

Extent of collection: 6 data files + machine-readable documentation (text and PDF) + SAS data definition statements + SPSS data definition statements

Extent of processing: MDATA/CONCHK.ICPSR/ UNDOCCHK.ICPSR/ REFORM.DOC

Logical record length data format with SAS and SPSS data definition statements

Part 1
One-week data file
rectangular file structure
577 cases
506 variables
705-unit-long record
1 record per case

Part 2
Six-month data file
rectangular file structure
577 cases
690 variables
912-unit-long record
1 record per case

Part 3
Twelve-month data file
rectangular file structure
577 cases
704 variables
895-unit-long record
1 record per case

Part 4
Police report data file
rectangular file structure
577 cases
45 variables
73-unit-long record
1 record per case

Part 5
Six-month police record search data file
1,154 cases
1,034 variables
949-unit-long record
2 records per case

Part 6
Twelve-month police record search data file
rectangular file structure
1,154 cases
1,034 variables
949-unit-long record
2 records per case

Related publications:
Dunford, F.W., D. Huizinga, and D.S. Elliott
"The Omaha domestic violence police experiment" (Final Report). Washington, DC: National Institute of Justice, 1993.
Dunford, F.W., D. Huizinga, and D.S. Elliott
"The Omaha domestic violence experiment." *Criminology* 28 (1990), 183-206.

Edelhertz, Herbert, and Thomas D. Overcast

Organized crime business activities and their implications for law enforcement, 1986-1987

(ICPSR 9476)

This study was sponsored by the U.S. Dept. of Justice, National Institute of Justice. The grant number is 87-IJ-CX-0053.

Summary: This project was undertaken to investigate organized criminal groups and the types of business activities in which they engage. The focus (unit of analysis) was on the organized groups rather than their individual members. The project assessed the needs of these groups in pursuing their goals and considered the operations used to implement or carry out their activities. The data collected address some of the following issues: (1) Are business operations (including daily operations, acquiring ownership, and structuring the organization) of organized criminal groups conducted in a manner paralleling legitimate business ventures? (2) Should investigating and prosecuting white-collar crime be a central way of proceeding against organized criminal groups? (3) What are the characteristics of the illegal activities of organized criminal groups? (4) In what ways are legal activities used by organized criminal groups to pursue income from illegal activities? (5) What is the purpose of involvement in legal activities for organized criminal groups? (6) What services are used by organized criminal groups to implement their activities? Variables include information on the offense actually charged against the criminal organization in the indictments or complaints, other illegal activities participated in by the organization, and the judgments against the organization requested by law enforcement agencies. These judgments fall into several categories: monetary relief (such as payment of costs of investigation and recovery of stolen or misappropriated funds), equitable relief (such as placing the business in receivership or establishment of a victim fund), restraints on actions (such as prohibiting participation in labor union activities or further criminal involvement), and forfeitures (such as forfeiting assets in pension funds or bank accounts). Other variables include the organization's participation in business-type activities — both illegal and legal, the organization's purpose for providing legal goods and services, the objectives of the organization, the market for the illegal goods and services provided by the organization, the organiza-

tion's assets, the business services it requires, how it financially provides for its members, the methods it uses to acquire ownership, indicators of its ownership, and the nature of its victims. Class IV

Universe: Organized criminal groups within the United States.

Sampling: Purposeful (rather than random) sampling.

Extent of collection: 1 data file

Card image data format

rectangular file structure
167 cases
371 variables
80-unit-long record
10 records per case

Edleson, Jeffrey L., and Maryann Syers

Minneapolis intervention project, 1986-1987

(ICPSR 9808)

(included on CD-ROMs CD0014 and CD0033)

This study was sponsored by the U.S. Dept. of Justice, National Institute of Justice. The grant number is OJP-88-M-196.

Summary: This collection investigates the impact of increased activity of community intervention projects on the incidence of domestic abuse. In particular, the data provide an opportunity to evaluate the impact of police actions and court-ordered abuser treatment on the continued abuse of victims. The data file includes demographic information such as victim's age, race, and sex, and perpetrator's age, birthdate, relationship to the victim, sex, and physical or mental disabilities. Other variables describe the location and description of the incident, the number and gender of victims and perpetrators, and the outcome of the police intervention, i.e., arrest or nonarrest. Interviews with victims provided information regarding previous history of police intervention for domestic abuse, specific information about the violence suffered and resulting injuries, the frequency and type of abuse suffered in the six months prior to the violent incident in question, the type of police intervention used, and the victim's satisfaction with the responses of police. In addition, the 6- and 12-month interviews contain data

regarding the change in the victim's relationship status since the last interview, satisfaction with the relationship, continued abuse and criminal justice involvement, use of support services by the victim or members of the victim's family, and satisfaction with these services.

Universe: All domestic abuse cases in two police precincts in Minneapolis, Minnesota, that were reported to the police and for which police visited the location of the incident.

Sampling: This study employed a longitudinal, three-wave, observational design. The data were drawn from police records of all domestic abuse cases reported over a 13-month period from February 1986 to March 1987 in two police precincts in Minneapolis, Minnesota. Among victims, almost all were female ranging in age from 15 to 70 years of age, and most were white, African American, or Native American. Among perpetrators, most were males ranging in age from 18 to 71 years and were mostly white or African American.

Note: The data collection instrument is available only in hardcopy form upon request from ICPSR.

Extent of collection: 1 data file + machine-readable documentation (PDF) + SAS data definition statements + SPSS data definition statements

Extent of processing: MDATA.ICPSR/ RECODE/ UNDOCCHK.ICPSR/ CDBK.ICPSR/ DDEF.ICPSR/ REFORM.DATA/ SCAN/ REFORM.DOC

Logical record length data format with SAS and SPSS data definition statements

rectangular file structure
528 cases
356 variables
533-unit-long record
1 records per case

Related publication:
Syers, Maryann, and Jeffrey L. Edleson
"The combined effects of coordinated criminal justice intervention in woman abuse." *Journal of Interpersonal Violence* 7,4 (December 1992), 490-502.

Fridell, Lorie A., and Antony M. Pate

Felonious homicides of American police officers, 1977-1992

(ICPSR 3187)

This study was sponsored by U. S. Dept. of Justice. National Institute of Justice. The grant number is 91-IJ-CX-K025.

Summary: The study was a comprehensive analysis of felonious killings of officers. The purposes of the study were (1) to analyze the nature and circumstances of incidents of felonious police killings and (2) to analyze trends in the numbers and rates of killings across different types of agencies and to explain these differences. For Part 1, Incident-Level Data, an incident-level database was created to capture all incidents involving the death of a police officer from 1983 through 1992. Data on officers and incidents were collected from the Law Enforcement Officers Killed and Assaulted (LEOKA) data collection as coded by the Uniform Crime Reporting (UCR) program. In addition to the UCR data, the Police Foundation also coded information from the LEOKA narratives that are not part of the computerized LEOKA database from the FBI. For Part 2, Agency-Level Data, the researchers created an agency-level database to research systematic differences among rates at which law enforcement officers had been feloniously killed from 1977 through 1992. The investigators focused on the 56 largest law enforcement agencies because of the availability of data for explanatory variables. Variables in Part 1 include year of killing, involvement of other officers, if the officer was killed with his/her own weapon, circumstances of the killing, location of fatal wounds, distance between officer and offender, if the victim was wearing body armor, if different officers were killed in the same incident, if the officer was in uniform, actions of the killer and of the officer at entry and final stage, if the killer was visible at first, if the officer thought the killer was a felon suspect, if the officer was shot at entry, and circumstances at anticipation, entry, and final stages. Demographic variables for Part 1 include victim's sex, age, race, type of assignment, rank, years of experience, agency, population group, and if the officer was working a security job. Part 2 contains variables describing the general municipal environment, such as whether the agency is located in the South, level of poverty according to a poverty index, population density, percent of population that was Hispanic or Black, and population aged 15-34 years old. Variables capturing the

crime environment include the violent crime rate, property crime rate, and a gun-related crime index. Lastly, variables on the environment of the police agencies include violent and property crime arrests per 1,000 sworn officers, percentage of officers injured in assaults, and number of sworn officers.

Universe: Part 1: All officers who were killed from 1983 through 1992 in the United States. Part 2: 56 largest police agencies in the United States from 1977 to 1992.

Note: (1) The final report for this study includes analysis of the effect of soft body armor. Data related to this can be found in Police use of force [United States]: **Official reports, citizen complaints, and legal consequences, 1991-1992** (ICPSR 6274).

Extent of collection: 2 data files + machine-readable documentation (PDF) + SAS data definition statements + SPSS data definition statements

Extent of processing: MDATA.ICPSR/ UNDOC-CHK.ICPSR/ CDBK.ICPSR/ DDEF.ICPSR/ SCAN/ REFORM.DATA/ REFORM.DOC

Logical record length data format with SAS and SPSS data definition statements

Part 1

Incident-Level Data
rectangular file structure
713 cases
106 variables
187-unit-long record
1 record per case

Part 2

Agency-Level Data
rectangular file structure
56 cases
84 variables
396-unit-long record
1 record per case

Related publications:

Fridell, Lorie A., and Antony M. Pate
"Death on patrol: felonious homicides of American police officers" (Final report). NCJ 159609. Washington, DC: National Institute of Justice, 1995.

Fridell, Lorie, and Antony M. Pate
"The other side of deadly force: the felonious killings of police officers." In Roger G. Dunham and Geoffrey P. Alpert (eds.), *Critical issues in policing: contemporary readings*. 4th ed. Prospect Heights, IL: Waveland Press, 2001.

Fridell, Lorie, and Antony M. Pate
"Death on patrol: killings of police officers." In Dunham, Roger G. and Geoffrey P. Alpert (eds.), *Critical issues in policing: contemporary readings*. 3rd ed. Prospect Heights, IL: Waveland Press, 1997, pp. 580-608.

Garner, Joel, Tom Schade, John Hepburn, and Aogan Mulcahy

Phoenix [Arizona] use of force project, June 1994

(ICPSR 6626)
(included on CD-ROM CD0014)

Summary: In 1994, the Phoenix Police Department, in conjunction with Rutgers University and Arizona State University, designed and implemented a study on the use of force by and against Phoenix police officers. This study was concerned with describing the amount of force used in different arrest situations and determining the extent to which officer, suspect, offense, and arrest situation characteristics can predict the amount of force used. Data were collected primarily through a one-page, two-sided survey instrument given to police officers. In addition, screening interviews regarding the use of force during the arrest were conducted with both officers and suspects to assess the reliability of the officer surveys. During the screening interviews, officers and suspects were asked brief questions about the use and extent of force by officers and suspects. In the officer survey form, six potential areas of force were identified: voice, motion, restraints, tactics, weapons, and injuries. Three dimensions of weapons use — possession, threatened use, and actual use — were also recorded. Basic demographic information on officers and suspects, descriptions of the arrest, and information regarding injuries were also collected.

Universe: Adult arrestees in Phoenix, Arizona, during June 13-27, 1994.

Sampling: The data collection is a nonrandom sample of adult arrestees and the arresting police officers in Phoenix, Arizona. Officer surveys were completed for 1,585 of 1,826 arrests during June 13-27, 1994. Screening interviews were attempted with all officers and suspects arrested during 20 randomly chosen three-hour periods in the second week of data collection. Of the 347 sus-

pects entering the jail during the 20 three-hour periods, screening interviews were conducted with 338. Screen interviews were also obtained from 337 officers.

Note: Most of the variables have missing data. In coding the surveys, it was not possible for the researchers to distinguish between "no response" and "a response of no action." For most items, such as officer tactics, the researchers believe that the failure to record any action can reasonably be interpreted as meaning no tactic was used. However, in the data, both are coded as missing.

Extent of collection: 3 data files + machine-readable documentation (text) + SAS data definition statements + SPSS data definition statements + data collection instruments

Extent of processing: UNDOCCHK.ICPSR/
DDEF.ICPSR/ MDATA.ICPSR/ REFORM.DATA/
CDBK.ICPSR

Logical record length data format with SAS and SPSS data definition statements

Part 1

Survey form data

rectangular file structure
1,585 cases
408 variables
942-unit-long record
1 record per case

Part 2

Police screen interview data

rectangular file structure
337 cases
24 variables
118-unit-long record
1 record per case

Part 3

Suspect screen interview data

rectangular file structure
338 cases
21 variables
97-unit-long record
1 record per case

Related publication:

Garner, Joel, Tom Schade, John Hepburn, and Jeffrey Fagan

"Understanding the use of force by and against the police" (Final Report). Washington, DC: National Institute of Justice, 1994.

Garner, Joel H., and Christopher D. Maxwell

Understanding the use of force by and against the police in six jurisdictions in the United States, 1996-1997

(ICPSR 3172)

This study was sponsored by U. S. Dept. of Justice. National Institute of Justice. The grant number is 95-IJ-CX-0066.

Summary: This study examined the amount of force used by and against law enforcement officers and more than 50 characteristics of officers, civilians, and arrest situations associated with the use of different levels of force. An important component of this multijurisdiction project was to employ a common measurement of elements of force and predictors of force. Data were gathered about suspects' and police officers' behaviors from adult custody arrests in six urban law enforcement agencies. The participating agencies were the Charlotte-Mecklenburg (North Carolina) Police Department, Colorado Springs (Colorado) Police Department, Dallas (Texas) Police Department, St. Petersburg (Florida) Police Department, San Diego (California) Police Department, and San Diego County (California) Sheriff's Department. Data collection began at different times in the participating departments, so the total sample included arrests during the summer, fall, and winter of 1996-1997. Forms were completed and coded for 7,512 adult custody arrests (Part 1). This form was used to record officer self-reports on the characteristics of the arrest situation, the suspects, and the officers, and the specific behavioral acts of officers, suspects, and bystanders in a particular arrest. Similar items were asked of 1,156 suspects interviewed in local jails at the time they were booked following arrest to obtain an independent assessment of officer and suspect use of force (Part 2). Officers were informed that some suspects would be interviewed, but they did not know which would be interviewed or when. Using the items included on the police survey, the research team constructed four measures of force used by police officers — physical force, physical force plus threats, continuum of force, and maximum force. Four comparable measures of force used by arrested suspects were also developed. These measures are included in the data for Part 1. Each measure was derived by combining specific actions by law enforcement officers or by suspects in various ways. The first measure was a traditional conceptual dichotomy of arrests

in which physical force was or was not used. For both the police and for suspects, the definition of physical force included any arrest in which a weapon or weaponless tactic was used. In addition, police arrests in which officers used a severe restraint were included. The second measure, physical force plus threats, was similar to physical force but added the use of threats and displays of weapons. To address the potential limitations of these two dichotomous measures, two other measures were developed. The continuum-of-force measure captured the levels of force commonly used in official policies by the participating law enforcement agencies. To construct the fourth measure, maximum force, 503 experienced officers in five of the six jurisdictions ranked a variety of hypothetical types of force by officers and by suspects on a scale from 1 (least forceful) to 100 (most forceful). Officers were asked to rank these items based on their own personal experience, not official policy. These rankings of police and suspect use of force, which appear in Part 3, were averaged for each jurisdiction and used in Part 1 to weight the behaviors that occurred in the sampled arrests. Variables for Parts 1 and 2 include nature of the arrest, features of the arrest location, mobilization of the police, and officer and suspect characteristics. Part 3 provides officer rankings on 54 items that suspects might do or say during an arrest. Separately, officers ranked a series of 44 items that a police officer might do or say during an arrest. These items include spitting, shouting or cursing, hitting, wrestling, pushing, resisting, fleeing, commanding, using conversational voice, and using pressure point holds, as well as possession, display, threat of use, or use of several weapons (e.g., knife, chemical agent, dog, blunt object, handgun, motor vehicle).

Universe: All adult custody arrests in the participating jurisdictions during their sampling period.

Sampling: Convenience sample.

Note: (1) Users are encouraged to obtain a copy of the project's final report for a more complete description of the four constructed measures of force.

Restrictions: In Part 2, the actual age of the suspect (vs. suspect age categories) and the month of the suspect interview are restricted from general dissemination. Users interested

in obtaining these data should follow the procedures for obtaining restricted-access data collections described in the preface to this catalog.

Extent of collection: 3 data files + machine-readable documentation (PDF) + SAS data definition statements + SPSS data definition statements

Extent of processing: MDATA.PR/ REFORM.DOC/ REFORM.DATA/ UNDOCCHK.ICPSR/ MDATA.ICPSR/ CDBK.ICPSR/ DDEF.ICPSR

Logical record length data format with SAS and SPSS data definition statements

Part 1
Police officer survey data
rectangular file structure
7,512 cases
255 variables
432-unit-long record
1 record per case

Part 2
Suspect interview data
rectangular file structure
1,156 cases
52 variables
105-unit-long record
1 record per case

Part 3
Police officer ranking of force data
rectangular file structure
503 cases
106 variables
313-unit-long record
1 record per case

Related publications:

Garner, Joel H., and Christopher D. Maxwell
"Understanding the use of force by and against the police in six jurisdictions" (Final report). Washington, DC: National Institute of Justice, n.d.

Garner, Joel H., and Christopher D. Maxwell
"Measuring the amount of force used by and against the police in six jurisdictions" (Chapter four). Kenneth Adams, et al. (eds.), *Use of force by police: overview of national and local data* (Research report). NCJ 176330. Washington, DC: National Institute of Justice and Bureau of Justice Statistics, October 1999.

Gershon, Robyn

Police stress and domestic violence in police families in Baltimore, Maryland, 1997-1999

(ICPSR 2976)

(included on CD-ROM CD0033)

This study was sponsored by the U.S. Dept. of Justice, National Institute of Justice. The grant number is 97-FS-VX-0001.

Summary: This study was designed to address major deficiencies in the existing literature on police stress and especially on police stress-related domestic violence. The study was a collaboration among the Baltimore City Fraternal Order of Police, the Baltimore Police Department, and a research team from the Johns Hopkins School of Public Health. Self-administered questionnaires were distributed to approximately 1,100 law enforcement officers who volunteered to participate in the study. Major variables focus on stressors, workplace/stress environment, coworker environment, unfair treatment, work satisfaction, administrative support, health problems, behavior problems, and psychological problems. Demographic variables include gender, age, ethnicity, education, current rank, military service, marital status, and if spouse/partner was a police officer.

Universe: Police officers in Baltimore, Maryland.

Sampling: Convenience sampling.

Extent of collection: 1 data file + machine-readable documentation (PDF) + SAS data definition statements + SPSS data definition statements

Extent of processing: CDBK.ICPSR/ SCAN/ DDEF.ICPSR/ MDATA.ICPSR/ REFORM.DATA/ REFORM.DOC/ UNDOCCHK.ICPSR

Logical record length data format with SAS and SPSS data definition statements

rectangular file structure
1,104 cases
133 variables
142-unit-long record
1 record per case

Related publication:
Gershon, Robyn.

"Project SHIELDS" (Final Report). Washington, DC: National Institute of Justice, 1999.

Hall, William

Increasing the efficiency of police departments in Allegany County, New York, 1994-1995

(ICPSR 2558)

This study was sponsored by the U.S. Dept. of Justice, National Institute of Justice. The grant number is 95-IJ-CX-0080.

Summary: This study sought to investigate the attitudes of residents and law enforcement personnel living or working in Allegany County, New York, in order to (1) assess community support of law enforcement efforts to collaborate on projects, and (2) determine rural law enforcement agencies' willingness to work together on community policing projects and share resources in such a way as to improve and increase their overall individual and collective effectiveness and efficiency. Community policing, for this study, was defined as any law enforcement strategy designed to improve policy directed toward law enforcement interaction with community groups and citizens. Data were gathered from surveys that were distributed to two groups. First, to determine community perceptions of crime and attitudes toward the development of collaborative community policing strategies, surveys were distributed to the residents of the villages of Alfred and Wellsville and the town of Alfred in Allegany County, New York (Part 1, Community Survey Data). Second, to capture the ideas and perceptions of different types of law enforcement agencies regarding their willingness to share training, communication, and technology, surveys were distributed to the law enforcement agencies of Wellsville, Alfred, the New York State Police substation (located in the town of Wellsville), the county sheriff's department, and the Alfred State College and Alfred University public safety departments (Part 2, Law Enforcement Survey Data). For Part 1 (Community Survey Data), the residents were asked to rate their level of fear of crime, the reason for most crime problems (i.e., gangs, drugs, or unsupervised children), positive and negative contact with police, the presence and overall level of police service in the neighborhoods, and the importance of motor vehicle patrols, foot patrols, crime prevention programs, and traffic enforcement. Respondents were also asked whether they agreed that police should concentrate more on catching criminals (as opposed to implementing community-based programs), and if community policing was a good idea. Demographic data on residents

includes their age, sex, whether they had been the victim of a property or personal crime, and the number of years they had lived in their respective communities. Demographic information for Part 2 (Law Enforcement Survey Data) includes the sex, age, and educational level of law enforcement respondents, as well as the number of years they had worked with their respective departments. Respondents were asked if they believed in and would support programs targeted toward youth, adults, the elderly, and merchants. Further queries focused on the number of regular and overtime hours used to train, develop, and implement department programs. A series of questions dealing with degrees of trust between the departments and levels of optimism was also asked to gauge attitudes that might discourage collaboration efforts with other departments on community-oriented programs.

Officers were also asked to rate their willingness to work with the other agencies.

Universe: Part 1: Residents of the villages of Alfred and Wellsville and the town of Alfred in Allegany County, New York. Part 2: Law enforcement personnel throughout Allegany County, New York.

Extent of collection: 2 data files + machine-readable documentation (PDF) + SAS data definition statements + SPSS data definition statements

Extent of processing: CDBK.ICPSR/ RECODE/ DDEF.ICPSR/ MDATA.PR/ REFORM.DATA/ REFORM.DOC/ SCAN/ UNDOCCHK.ICPSR

Logical record length data format with SAS and SPSS data definition statements

Part 1

Community survey data

rectangular file structure

423 cases

51 variables

104-unit-long record

1 record per case

Part 2

Law enforcement survey data

rectangular file structure

59 cases

74 variables

148-unit-long record

1 record per case

Related publication:

Hall, William

"Increasing the effectiveness and efficiency of rural police departments" (Summary Report). Washington, DC: National Institute of Justice, 1995.

Hirschel, J. David, et al.

Charlotte [North Carolina] spouse assault replication project, 1987-1989

(ICPSR 6114)

(included on CD-ROMs CD0014 and CD0033)

This study was sponsored by the U.S. Dept. of Justice, National Institute of Justice. The grant number is 87-IJ-CX-K004.

Summary: This study is a replication and extension of an experiment conducted in Minneapolis (**Minneapolis Intervention Project, 1986-1987** [ICPSR 9808]) to test the efficacy of three types of police response to spouse abuse. Three experimental treatments were employed: (1) advising and possibly separating the couple, (2) issuing a citation (an order to appear in court to answer specific charges) to the offender, and (3) arresting the offender. The main focus of the project concerned whether arrest is the most effective law enforcement response for deterring recidivism of spouse abusers. Cases were randomly assigned to one of the three treatments and were followed for at least six months to determine whether recidivism occurred. Measures of recidivism were obtained through official police records and victim interviews. Cases that met the following eligibility guidelines were included in the project: a call involving a misdemeanor offense committed by a male offender aged 18 or older against a female victim aged 18 or older who were spouses, ex-spouses, cohabitants, or ex-cohabitants. Also, both suspect and victim had to be present when officers arrived at the scene. Victims were interviewed twice. The first interview occurred shortly after the "presenting incident," the incident which initiated a call for police assistance. This initial interview focused on episodes of abuse which occurred between the time of the presenting incident and the day of the initial interview. In particular, detailed data were gathered on the nature of physical violence directed against the victim, the history of the victim's marital and cohabitating relationships, the nature of the presenting incident prior to the arrival of the police, the actual actions taken by the po-

lice at the scene, post-incident separations and reunions of the victim and the offender, recidivism since the presenting incident, the victim's previous abuse history, alcohol and drug use of both the victim and the offender, and the victim's help-seeking actions. Questions were asked regarding whether the offender had threatened to hurt the victim, actually hurt or tried to hurt the victim, threatened to hurt any member of the family, actually hurt or tried to hurt any member of the family, threatened to damage property, or actually damaged any property. In addition, criminal histories and arrest data for the six-month period subsequent to the presenting incident were collected for offenders. A follow-up interview was conducted approximately six months after the presenting incident and focused primarily on recidivism since the initial interview. Arrest recidivism was defined as any arrest for any subsequent offense by the same offender against the same victim committed within six months of the presenting incident. Victims were asked to estimate how often each type of victimization had occurred and to answer more detailed questions on the first and most recent incidents of victimization.

Universe: Calls for assistance received by the Charlotte, North Carolina, Police Department from August 1987 through June 1989 regarding domestic disturbances that met predefined eligibility requirements.

Sampling: The sample consisted of victims of spouse abuse, as defined by the researchers, which occurred in Charlotte, North Carolina, between August 1987 and June 1989. Randomized treatments were assigned to 686 eligible police calls for assistance. Of these, the researchers identified 646 victims whom they attempted to interview. Initial and follow-up interviews were completed with 419 and 324 victims, respectively. Offender criminal histories were obtained from official police records for a total of 650 different offenders who were involved in the 686 eligible calls for police assistance included in the study. Of the cases for which a citation or arrest was the response, citations were issued in 181 cases, and arrests were made in 271 cases. Records were unavailable in nine cases, making a total of 443 cases for which court records were obtained (court records were

not applicable to the cases that received counseling/separation treatment).

Extent of collection: 5 data files + machine-readable documentation (text and PDF) + SAS data definition statements + SPSS data definition statements + data collection instruments

Extent of processing: MDATA.ICPSR/ RECODE/ CONCHK.ICPSR/ REFORM.DOC

Logical record length data format with SAS and SPSS data definition statements

**Part 1
Police calls assigned to randomized treatments**

rectangular file structure
686 cases
131 variables
237-unit-long record
1 record per case

**Part 2
Offender criminal histories**

rectangular file structure
650 cases
100 variables
319-unit-long record
1 record per case

**Part 3
Victim initial interviews**

rectangular file structure
419 cases
556 variables
889-unit-long record
1 record per case

**Part 4
Victim follow-up interviews**

rectangular file structure
324 cases
239 variables
370-unit-long record
1 record per case

**Part 5
Offender court records**

rectangular file structure
443 cases
28 variables
76-unit-long record
1 record per case

Jantz, Richard J., and Peer H. Moore-Jansen

Database for forensic anthropology in the United States, 1962-1991

(ICPSR 2581)

This study was sponsored by the U.S. Dept. of Justice, National Institute of Justice. The grant number is 86-IJ-CX-0021.

Summary: This project was undertaken to establish a computerized skeletal database composed of recent forensic cases to represent the present ethnic diversity and demographic structure of the United States population. The intent was to accumulate a forensic skeletal sample large and diverse enough to reflect different socioeconomic groups of the general population from different geographical regions of the country in order to enable researchers to revise the standards being used for forensic skeletal identification. The database is composed of eight data files, comprising four categories. The primary "biographical" or "identification" files (Part 1, Demographic Data, and Part 2, Geographic and Death Data) comprise the first category of information and pertain to the positive identification of each of the 1,514 data records in the database. Information in Part 1 includes sex, ethnic group affiliation, birth date, age at death, height (living and cadaver), and v.eight (living and cadaver). Variables in Part 2 pertain to the nature of the remains; means and sources of identification; city and state/country born; occupation; date missing/last seen; date of discovery; date of death; time since death; cause of death; manner of death; deposit/exposure of body; area found; city, county, and state/country found; handedness; and blood type. The Medical History File (Part 3) represents the second category of information and contains data on the documented medical history of the individual. Variables in Part 3 include general comments on medical history as well as comments on congenital malformations, dental notes, bone lesions, perimortem trauma, and other comments. The third category consists of an inventory file (Part 4, Skeletal Inventory Data) in which data pertaining to the specific contents of the database are maintained. This includes the inventory of skeletal material by element and side (left and right), indicating the condition of the bone as either partial or complete. The variables in Part 4 provide a skeletal inventory of the cranium, mandible, dentition, and post-

ranium elements and identify the element as complete, fragmentary, or absent. If absent, four categories record why it is missing. The last part of the database is composed of three skeletal data files, covering quantitative observations of age-related changes in the skeleton (Part 5), cranial measurements (Part 6), and postcranial measurements (Part 7). Variables in Part 5 provide assessments of epiphyseal closure and cranial suture closure (left and right); Todd Pubic Symphysis; Suchey-Brooks Pubic Symphysis; McKern & Steward—Phases I, II, and III; Gilbert & McKern—Phases I, II, and III; auricular surface; and dorsal pubic pitting (all for left and right). Variables in Part 6 include cranial measurements (length, breadth, height) and mandibular measurements (height, thickness, diameter, breadth, length, and angle) of various skeletal elements. Part 7 provides postcranial measurements (length, diameter, breadth, circumference, and left and right, where appropriate) of the clavicle, scapula, humerus, radius, ulna, scapula, innominate, femur, tibia, fibula, and calcaneus. A small file of noted problems for a few cases is also included (Part 8).

Universe: All post-1900 forensic skeletal remains.

Restrictions: Selected identifying and geographic variables are restricted from general dissemination. Users interested in obtaining these data should follow the procedures for obtaining restricted-access data collections described in the preface to this catalog.

Extent of collection: 8 data files + machine-readable documentation (PDF) + SAS data definition statements + SPSS data definition statements

Extent of processing: REFORM.DATA/ SCAN/ REFORM.DOC/ UNDOCCHK.ICPSR/ MDATA.ICPSR/ CDBK.ICPSR/ DDEF.ICPSR

Logical record length data format with SAS and SPSS data definition statements

Part 1
Demographic data
rectangular file structure
1,514 cases
22 variables
113-unit-long record
1 record per case

Part 2
Geographic and death data
rectangular file structure
1,344 cases
23 variables
431-unit-long record
1 record per case

Part 3
Medical history data
rectangular file structure
856 cases
7 variables
762-unit-long record
1 record per case

Part 4
Skeletal inventory data
rectangular file structure
1,251 cases
107 variables
110-unit-long record
1 record per case

Part 5
Age-related skeletal data
rectangular file structure
599 cases
63 variables
166-unit-long record
1 record per case

Part 6
Cranial skeletal data
rectangular file structure
1,396 cases
36 variables
290-unit-long record
1 record per case

Part 7
Postcranial skeletal data
rectangular file structure
1,009 cases
88 variables
417-unit-long record
1 record per case

Part 8
Additional notes
rectangular file structure
19 cases
2 variables
106-unit-long record
1 record per case

Related publications:
Jantz, R.L., and P.H. Moore-Jansen
"A data base for forensic anthropology"
(Final Report). Washington, DC: National
Institute of Justice, 1987.

Jantz, Richard L., and Peer H. Moore-Jansen
"A data base for forensic anthropology:
Structure, content and analysis" Report of
Investigations, No. 47. Knoxville, TN: Uni-
versity of Tennessee, Department of An-
thropology, 1988.

Ousley, Stephen D., and Richard L. Jantz
"The forensic data bank: Documenting
skeletal trends in the United States." In
Kathleen J. Reichs (ed.), *Forensic osteol-
ogy: Advances in the identification of hu-
man remains* (2nd edition). Springfield, IL:
Charles C. Thomas Publisher, Ltd., 1998.

Kansas City, Missouri, Police Department
Police response time analysis, 1975
(ICPSR 7760)

This study was sponsored by the U.S. Dept.
of Justice, National Institute of Justice. The
grant numbers are 73-NI-99-0047 and
77-NI-99-0016.

Summary: This is a study of the relationship
between the amount of time taken by police
to respond to calls for service and the out-
comes of the criminal and noncriminal inci-
dents. Outcomes were evaluated in terms of
police effectiveness and citizen satisfaction.
The data were collected between March and
December of 1975 in Kansas City, Missouri.
Response time data were generated by tim-
ing telephone and radio exchanges on police
dispatch tapes. Police travel time was mea-
sured and recorded by highly trained civilian
observers. To assess satisfaction with police
service, personal and telephone interviews
were conducted with victims and witnesses
who had made the calls to the police.

Universe: Police actions in response to calls
in Kansas City, Missouri.

Sampling: Sixty-nine police beats within the
three patrol divisions of Kansas City, Missou-
ri, were selected on the basis of their high
rates of robbery and aggravated assaults.
These police beats seemed likely to produce
a higher proportion of the types of calls de-
sired for the analysis.

Extent of collection: 24 data files machine-
readable documentation (PDF) + SPSS data
definition statements

Extent of processing: MDATA.ICPSR/SCAN/
REFORM.DOC

Card image data format

Part 1

Dataset names and input formats for study files

rectangular file structure
80-unit-long record

Part 2

File RTASTUDY

rectangular file structure
949 cases
approx. 310 variables
80-unit-long record
8 records per case

Part 3

File RTASTUD2

rectangular file structure
949 cases
approx. 667 variables
80-unit-long record
10 records per case

Part 4

File RTASTUD3

rectangular file structure
949 cases
approx. 496 variable
80-unit-long record
23 records per case

Part 5

File PART2

rectangular file structure
359 cases
approx. 310 variables
80-unit-long record
8 records per case

Part 6

File PART2B

rectangular file structure
359 cases
approx. 357 variable
80-unit-long record
10 records per case

Part 7

File PART2C

rectangular file structure
359 cases
approx. 432 variable
80-unit-long record
13 records per case

Part 8

File NONCRIME

rectangular file structure
1,980 cases
approx. 157 variables
80-unit-long record
4 records per case

Part 9

File NONCRIM2

rectangular file structure
1,980 cases
approx. 336 variables
80-unit-long record
10 records per case

Part 10

File NONCRIM3

rectangular file structure
1,980 cases
approx. 62 variables
80-unit-long record
7 records per case

Part 11

File DSAMPLE

rectangular file structure
970 cases
approx. 280 variables
80-unit-long record
7 records per case

Part 12

File SFTOC

rectangular file structure
2,843 cases
approx. 35 variables
80-unit-long record
2 records per case

Part 13

File TESTCALL

rectangular file structure
1,094 cases
approx. 26 variables
80-unit-long record
2 records per case

Part 14

File ACFFILE

rectangular file structure
325 cases
approx. 145 variables
80-unit-long record
4 records per case

Part 15
RTCITSAT
rectangular file structure
949 cases
12 variables
80-unit-long record
1 record per case

Part 16
File REINT
rectangular file structure
234 cases
approx. 47 variables
80-unit-long record
3 records per case

Part 17
File ARCHIVE
rectangular file structure
1,172 cases
approx. 310 variables
80-unit-long record
8 records per case

Part 18
File ARCHIVE2
rectangular file structure
1,172 cases
approx 357 variables
80-unit-long record
10 records per case

Part 19
File RTASTUD4
rectangular file structure
949 cases
approx. 203 variables
80-unit-long record
4 records per case

Part 20
File RTASTUD5
rectangular file structure
949 cases
approx. 272 variables
80-unit-long record
8 records per case

Part 21
File RTASTUD6
rectangular file structure
949 cases
approx. 320 variables
80-unit-long record
8 records per case

Part 22
File RTASTUD7
rectangular file structure
949 cases
approx. 450 variables
80-unit-long record
12 records per case

Part 23
File RTASTUD8
rectangular file structure
949 cases
approx. 454 variables
80-unit-long record
12 records per case

Part 24
File RTASTUD9
rectangular file structure
949 cases
approx. 241 variables
80-unit-long record
12 records per case

Kennedy, Dennis Jay

Evaluating the effects of fatigue on police patrol officers in Lowell, Massachusetts, Polk County, Florida, Portland, Oregon, and Arlington County, Virginia, 1997-1998

(ICPSR 2974)

This study was sponsored by U. S. Dept. of Justice. National Institute of Justice. The grant number is 96-IJ-CX-0046.

Summary: This study was undertaken to assess the connections between administratively controllable sources of fatigue among police patrol officers and problems such as diminished performance, accidents, and illness. The study sought to answer: (1) What is the prevalence of officer fatigue, and what are officers' attitudes toward it? (2) What are the causes or correlates of officer fatigue? (3) How does fatigue affect officer safety, health, and job performance? and (4) Can officer fatigue be measured objectively? The final sample was comprised of all sworn, non-supervisory police officers assigned full-time to patrol and/or community policing functions on the day that data collection began at each of four selected sites: Lowell, Massachusetts, Polk County, Florida, Portland, Oregon, and Arlington County, Virginia. Part 1, Fatigue Survey Data, includes demographic data and officers' responses from the initial self-report

survey. Variables include the extent to which the respondent felt hot or cold, experienced uncomfortable breathing, bad dreams, or pain while sleeping, the time the respondent usually went to bed, number of hours slept each night, quality of sleep, whether medicine was taken as a sleep aid, estimated hours worked in a one-, two-, seven-, and thirty-day period, how overtime affected income, family relationships, and social activities, and reasons for feeling tired. Part 2, Demographic and Fatigue Survey Data, is comprised of data obtained from administrative records and demographic data forms. Several measures from the initial self-report survey are also included in Part 2. Variables focus on respondents' age, sex, race, marital status, global score on the Pittsburgh Sleep Quality Index scale, total years as a police officer assigned to any agency and current agency, and total years worked in current shift. Data for Part 3, FIT and Administrative Data, were obtained from administrative records and from the fitness-for-duty (FIT) workplace screener test. Variables include a pupillometry index score and the dates, time, and particular shift (days, evenings, or midnight) the officer started working when the pupillometry test was administered. Part 3 also includes the number of hours worked by the officer in a regular shift or in association with overtime, the number of sick leave hours taken by the officer, and whether the officer was involved in an on-duty accident, injured on duty, or commended by his/her department during a particular shift.

Universe: All sworn, nonsupervisory police officers assigned full-time to patrol and/or community policing functions at each of four sites: Lowell, Massachusetts, Polk County, Florida, Portland, Oregon, and Arlington County, Virginia.

Sampling: Convenience sampling.

Restrictions: The data are restricted from general dissemination. Users interested in obtaining these data should follow the procedures for obtaining restricted-access data collections described in the preface to this catalog.

Extent of collection: 3 data files + machine-readable documentation (PDF) + SAS data definition statements + SPSS data definition statements

Extent of processing: MDATA.PR/ MDATA.ICPSR/ UNDOCCHK.ICPSR/ CDBK.ICPSR/ DDEF.ICPSR/ SCAN/ REFORM.DAT/ REFORM.DOC

Logical record length data format with SAS and SPSS data definition statements

Part 1

Fatigue survey data
rectangular file structure
303 cases
52 variables
232-unit-long record
1 record per case

Part 2

Demographic and fatigue survey data
rectangular file structure
379 cases
26 variables
63-unit-long record
1 record per case

Part 3

FIT and administrative data
rectangular file structure
59,460 cases
17 variables
61-unit-long record
1 record per case

Related publications:

Kenney, Dennis Jay, Gregory B. Morrison, Melissa Reuland, and Bryan J. Vila
"Evaluating the effects of fatigue on police patrol officers" (Final report). NCJ 184188. Washington, DC: National Institute of Justice, February 2000.
Buysse, D., C. Reynolds III, T. Monk, S. Berman, and D. Kupfer
"The Pittsburgh sleep quality index: a new instrument for psychiatric practice and research." *Psychiatry Research*, 28 (1989), 193-213.

Keppel, Robert D., and Joseph G. Weis

Improving the investigation of homicide and the apprehension rate of murderers in Washington State, 1981-1986

(ICPSR 6134)

(included on CD-ROM CD0014)

This study was sponsored by the U.S. Dept. of Justice, National Institute of Justice. The grant number is 87-IJ-CX-0026.

Summary: This data collection contains information on solved murders occurring in Washington State between 1981 and 1986. The collection is a subset of data from the Homicide

cide Investigation Tracking System (HITS), a computerized database maintained by the state of Washington that contains information on murder cases in that state. The data for HITS are provided voluntarily by police and sheriffs' departments covering 273 jurisdictions, medical examiners' and coroners' offices in 39 counties, prosecuting attorneys' offices in 39 counties, the Washington State Department of Vital Statistics, and the Uniform Crime Report Unit of the Washington State Association of Sheriffs and Police Chiefs. Collected data include crime evidence, victimology, offender characteristics, geographic locations, weapons, and vehicles.

Universe: Murders occurring in Washington State from 1981 to 1986.

Sampling: Solved murder cases occurring between 1981 and 1986 from the state of Washington's HITS database.

Extent of collection: 3 data files + machine-readable documentation (text) + SAS data definition statements + SPSS data definition statements + data collection instruments

Extent of processing: MDATA.ICPSR/ RECODE/ SCAN

Logical record length data format with SAS and SPSS data definition statements

Part 1

Raw data for victims
rectangular file structure
831 cases
641 variables
949-unit-long record
2 record per case

Part 2

Raw data for offenders
rectangular file structure
861 cases
181 variables
911-unit-long record
1 record per case

Part 3

Raw data for incidents
rectangular file structure
746 cases
197 variables
406-unit-long record
1 record per case

Klein, Malcolm W., Cheryl L. Maxson, and Margaret A. Gordon

Police response to street gang violence in California: Improving the investigative process, 1985

(ICPSR 8934)

(included on CD-ROM CD0014)

This study was sponsored by the U.S. Dept. of Justice, National Institute of Justice. The grant number is 84-IJ-CX-0052.

Summary: This data collection examines gang and nongang homicides as well as other types of offenses in small California jurisdictions. Data are provided on violent gang offenses and offenders as well as on a companion sample of nongang offenses and offenses and offenders. Two separate data files are supplied, one for participants and one for incidents. The participant data include age, gender, race, and role of participants. The incident data include information from the "violent incident data collection form" (setting, auto involvement, and amount of property loss), and the "group indicators coding form" (argot, tattoos, clothing, and slang terminology).

Universe: Homicides and violent crimes in five small California jurisdictions.

Sampling: Separate gang-designated and nongang-designated samples were selected from cases that included at least one named or described suspect between the ages of 10 and 30.

Extent of collection: 2 data files + machine-readable documentation (text) + SAS data definition statements + SPSS data definition statements + data collection instruments

Extent of processing: CDBK.ICPSR/ SCAN/ DDEF.ICPSR/ MDATA.PR/ REFORM.DAT/ UNDOCCHK.ICPSR

Logical record length data format with SAS and SPSS data definition statements

Part 1

Incidents
rectangular file structure
273 cases
94 variables
131-unit-long record
1 record per case

Part 2

Participants

rectangular file structure
1,006 cases
8 variables
13-unit-long record
1 record per case

Related publications:

Klein, M.W., M.A. Gordon, and C.L. Maxson
"The impact of police investigations on police-reported rates of gang and non-gang homicides." *Criminology* 24 (1986), 489-512.

Klein, M.W., M.A. Gordon, and C.L. Maxson
"Differences between gang and non-gang homicides." *Criminology* 23 (1985), 209-222.

Klein, M.W., C.L. Maxson, and M.A. Gordon
"Evaluation of an imported gang violence deterrence program: Final Report." University of Southern California, 1984.

Klockars, Carl B.

Police corruption in thirty agencies in the United States, 1997

(ICPSR 2629)

This study was sponsored by the U.S. Dept. of Justice, National Institute of Justice. The grant number is 95-IJ-CX-0058.

Summary: This study examined police officers' perceptions of and tolerance for corruption. In contrast to the popular viewpoint that police corruption is a result of moral defects in the individual police officer, this study investigated corruption from an organizational viewpoint. The approach examined the ways rules are communicated to officers; how rules are enforced by supervisors, including sanctions for violation of ethical guidelines; the unspoken code against reporting the misconduct of a fellow officer; and the influence of public expectations about police behavior. For the survey, a questionnaire describing 11 hypothetical scenarios of police misconduct was administered to 30 police agencies in the United States. Specifically, officers were asked to compare the violations in terms of seriousness and to assess the level of sanctions each violation of policies and procedures both should and would likely receive. For each instance of misconduct, officers were asked about the extent to which they supported agency discipline for it and their willingness to report it. Scenarios includ-

ed issues such as off-duty private business, free meals, bribes for speeding, free gifts, stealing, drinking on duty, and use of excessive force. Additional information was collected about the officers' personal characteristics, such as length of time in the police force (in general and at their agency), the size of the agency, and the level of rank the officer held.

Universe: All police officers in the United States.

Sampling: A convenience sample.

Extent of collection: 1 data file + machine-readable documentation (PDF) + SAS data definition statements + SPSS data definition statements

Extent of processing: CDBK.ICPSR/ SCAN/ DDEF.ICPSR/ MDATA.ICPSR/ REFORM.DATA/ UNDOCCHK.ICPSR

Logical record length data format with SAS and SPSS data definition statements

rectangular file structure
3,232 cases
88 variables
93-unit-long record
1 record per case

Related publication:

Klockars, Carl B., Sanja K. Ivkovich, William E. Harver, and Marja R. Harberfeld
"The cross-cultural study of police corruption" (Final Report). Washington, DC: National Institute of Justice, 1997.

Klockars, Carl B., and William E. Harver

Production and consumption of research in police agencies in the United States, 1989-1990

(ICPSR 6315)

This study was sponsored by the U.S. Dept. of Justice, National Institute of Justice. The grant number is 90-IJ-CX-0031.

Summary: The purpose of this study was to describe the dynamics of police research, how the role and practice of research differ among police agencies, and why this appears to happen. This study also attempts to answer, on a national scale, four fundamental questions: (1) What is police research?

(2) Who does it? (3) Why is it done? and (4) What impact does it have? In addition to describing the overall contours of the conduct of research in United States police agencies, this study also sought to explore the organizational dynamics that might contribute to understanding the different roles research plays in various types of police organizations. Questionnaires were mailed in 1990 to 777 sheriff, municipal, county, and state police agencies selected for this study, resulting in 491 surveys for analysis. Respondents were asked to identify the extent to which they were involved in each of 26 distinct topic areas within the past year, to specify the five activities that consumed most of their time during the previous year, and to describe briefly any projects currently being undertaken that might be of interest to other police agencies. A second approach sought to describe police research not in terms of the topics studied but in terms of the methods police used to study those topics. A third section of the questionnaire called for respondents to react to a series of statements characterizing the nature of research as practiced in their agencies. A section asking respondents to describe the characteristics of those responsible for research in their agency followed, covering topics such as to whom the research staff reported. Respondent agencies were also asked to evaluate the degree to which various factors played a role in initiating research in their agencies. Finally, questions about the impact of research on the police agency were posed.

Universe: All police agencies in the United States.

Sampling: The national survey was based on a 50-percent sample of all United States police agencies employing more than 50 sworn officers, as well as a selected sample of 91 small municipal police agencies, each of which employed between 35 and 49 sworn officers. This produced a total initial sample of 777 police agencies, of which 491 (63 percent) returned survey questionnaires.

Extent of collection: 1 data file + machine-readable documentation (text) + SAS data definition statements + SPSS data definition statements + data collection instruments

Extent of processing: DDEF.ICPSR/ MDATA.PR/ REFORM.DATA/ CDBK.ICPSR/ UNDOCHK.ICPSR/ SCAN

Logical record length data format with SAS and SPSS data definition statements

rectangular file structure
491 cases
141 variables
197-unit-long record
1 record per case

Related publication:

Klockars, Carl B., and William E. Harver
"The production and consumption of research in police agencies in the United States, 1989-1990" (Final Report). Newark, DE: University of Delaware, Department of Sociology and Criminal Justice, 1993.

Kohfeld, Carol W., and John Sprague

Arrests as communications to criminals in St. Louis, 1970, 1972-1982

(ICPSR 9998)

This study was sponsored by the U.S. Dept. of Justice, National Institute of Justice. The grant number is 84-IJ-CX-0032.

Summary: This data collection was designed to assess the deterrent effects over time of police sanctioning activity, specifically that of arrests. Arrest and crime report data were collected from the St. Louis Police Department and divided into two categories: all Uniform Crime Reporting Program Part I crime reports, including arrests, and Part I felony arrests. The police department also generated geographical "x" and "y" coordinates corresponding to the longitude and latitude where each crime and arrest took place. Part 1 of this collection contains data on all reports made to police regarding Part I felony crimes from 1970 to 1982 (excluding 1971). Parts 2-13 contain the yearly data that were concatenated into one file for Part 1. Variables in Parts 2-13 include offense code, census tract, police district, police area, city block, date of crime, time crime occurred, value of property taken, and "x" and "y" coordinates of crime and arrest locations. Part 14 contains data on all Part I felony arrests. Included is information on offense charged; marital status, sex, and race of person arrested; census tract of arrest; and "x" and "y" coordinates.

Universe: All Uniform Crime Reporting Program Part I police reports and felony arrests made by the St. Louis Metropolitan Police Department between 1970 and 1982, excluding 1971.

Extent of collection: 14 data files + machine-readable documentation (PDF) + SAS data definition statements + SPSS data definition statements

Extent of processing: REFORM.DOC/
DDEF.ICPSR

Logical record length data format with SAS and SPSS data definition statements

Part 1

Police report data, 1970, 1972-1982

rectangular file structure

802,061 cases

23 variables

98-unit-long record

1 record per case

Parts 2-13

Police report data [separate years], 1970, 1972-1982

rectangular file structure

58,108 to 74,309 cases per part

23 variables

98-unit-long record

1 record per case

Part 14

Part I felony arrest data, 1970, 1972-1982

rectangular file structure

154,710 cases

15 variables

46-unit-long record

1 record per case

Related publications:

Kohfeld, Carol W.

"Crime and demography in St. Louis: 20 years." Presented at University of Missouri, St. Louis, November 1989.

Kohfeld, Carol W., and John Sprague

"Demography, police behavior, and deterrence." *Criminology* 28,1 (1990), 111-136.

Kohfeld, Carol W., and John Sprague

"Urban unemployment drives urban crime." *Urban Affairs Quarterly* 24,2 (1988), 215-241.

Langston, Elizabeth, and Deborah Richardson

Street-level view of community policing in the United States, 1995

(ICPSR 2798)

This study was sponsored by the U.S. Dept. of Justice, National Institute of Justice. The grant number is 94-IJ-CX-K014.

Summary: This study sought to examine community policing from a street-level officer's point of view. Active community police officers and sheriff's deputies from law enforcement agencies were interviewed about their opinions, experiences with, and attitudes toward community policing. For the study 90 rank-and-file community policing officers from 30 law enforcement agencies throughout the United States were selected to participate in a 40- to 60-minute telephone interview. The survey was comprised of six sections, providing information on: (1) demographics, including the race, gender, age, job title, highest level of education, and union membership of each respondent; (2) a description of the community policing program and daily tasks, with questions regarding the size of the neighborhood in terms of geography and population, work with citizens and community leaders, patrol methods, activities with youth/juveniles, traditional police duties, and agency and supervisor support of community policing; (3) interaction between community policing and noncommunity policing officers; (4) hours, safety, and job satisfaction; (5) police training; and (6) perceived effectiveness of community policing.

Universe: Law enforcement agencies in the United States implementing community policing.

Sampling: Stratified random sampling.

Extent of collection: 1 data file + machine-readable documentation (PDF) + SAS data definition statements + SPSS data definition statements

Extent of processing: CDBK.ICPSR/ SCAN/
DDEF.ICPSR/ MDATA.ICPSR/ REFORM.DOC/
REFORM.DOC/ UNDOCCHK.ICPSR/ RECODE

Logical record length data format with SAS and SPSS data definition statements

rectangular file structure
88 cases
282 variables
3,051-unit-long record
1 record per case

Related publication:

Langston, Elizabeth, and Deborah Richardson
"Community police officer survey: A street
level view" (Executive Summary and
Methodology). Washington, DC: National
Institute of Justice, 1995.

Mamalian, Cynthia A., Nancy G. LaVigne,
and Elizabeth Groff

**Use of computerized crime mapping by
law enforcement in the United States,
1997-1998**

(ICPSR 2878)

Summary: As a first step in understanding law enforcement agencies' use and knowledge of crime mapping, the Crime Mapping Research Center (CMRC) of the National Institute of Justice conducted a nationwide survey to determine which agencies were using geographic information systems (GIS), how they were using them, and, among agencies that were not using GIS, the reasons for that choice. Data were gathered using a survey instrument developed by National Institute of Justice staff, reviewed by practitioners and researchers with crime mapping knowledge, and approved by the Office of Management and Budget. The survey was mailed in March 1997 to a sample of law enforcement agencies in the United States. Surveys were accepted until May 1, 1998. Questions asked of all respondents included type of agency, population of community, number of personnel, types of crimes for which the agency kept incident-based records, types of crime analyses conducted, and whether the agency performed computerized crime mapping. Those agencies that reported using computerized crime mapping were asked which staff conducted the mapping, types of training their staff received in mapping, types of software and computers used, whether the agency used a global positioning system, types of data geocoded and mapped, types of spatial analyses performed and how often, use of hot spot analyses, how mapping results were used, how maps were maintained, whether

the department kept an archive of geocoded data, what external data sources were used, whether the agency collaborated with other departments, what types of Department of Justice training would benefit the agency, what problems the agency had encountered in implementing mapping, and which external sources had funded crime mapping at the agency. Departments that reported no use of computerized crime mapping were asked why that was the case, whether they used electronic crime data, what types of software they used, and what types of Department of Justice training would benefit their agencies.

Universe: All law enforcement agencies in the United States.

Sampling: Stratified random sampling.

Extent of collection: 1 data file + machine-readable documentation (PDF) + SAS data definition statements + SPSS data definition statements

Extent of processing: CDBK.ICPSR/ SCAN/ CONCHK.ICPSR/ DDEF.ICPSR/ MDATA.ICPSR/ REFORM.DATA/ REFORM.DOC/ RECODE/ UNDOCHK.ICPSR

Logical record length data format with SAS and SPSS data definition statements

rectangular file structure
2,004 cases
356 variables
616-unit-long record
1 record per case

Related Publications:

Mamalian, Cynthia A., Nancy G. LaVigne,
and Elizabeth Groff

"The use of computerized crime mapping by law enforcement: Survey results" (Final Report). Washington, DC: National Institute of Justice, 2001.

Mamalian, Cynthia A., Nancy G. LaVigne,
and the Crime Mapping Research Center

"The use of computerized crime mapping by law enforcement: Survey results" (Research Preview). Washington, DC: National Institute of Justice, January 1999.

LaVigne, Nancy G., and Julie Wartell (eds.)
Crime mapping case studies: Success in the field, Volumes I and II. Washington, DC: Police Executive Research Forum, 1998 and 2000.

Martin, Susan

Improving evidence collection through police-prosecutor coordination in Baltimore, 1984-1985

(ICPSR 9290)

This study was sponsored by the U.S. Dept. of Justice, National Institute of Justice. The grant number is 84-IJ-CX-0075.

Summary: The purpose of this data collection was to investigate the effects of changes in police evidence procedures and the effects of providing feedback to officers on felony case charge reductions or dismissals due to evidentiary problems. The data were designed to permit an assessment of the effectiveness of two experimental police evidence collection programs implemented on April 1, 1985. One of these was an investigative and post-arrest procedural guide. The other was an individualized feedback report prepared by prosecutors for police officers. The officer file includes information on each officer's sex and race, length of police service, and assignment changes during the study period. Data on the offender and the case files include time of arrest, information on arresting officer, original investigating officer and principal investigating officer, offense and victim characteristics, arrestee characteristics, available evidence, case processing information, and arrestee's criminal history. Class IV

Universe: All police officers in the Baltimore County Police Department and all felonies committed between April 1, 1984, and November 30, 1985, in Baltimore County, Maryland.

Sampling: The sample for the officer file consisted of all police officers on patrol in four shifts in the western and eastern divisions of the Baltimore County Police Department during the period April 1, 1984, through November 30, 1985. The target population was all felony cases (except homicide, rape/other sex offenses, and child abuse) from police and prosecutor records for the time period April 1, 1984, through November 30, 1984, and April 1, 1985, through November 30, 1985.

Note: For reasons of confidentiality, police officer badge numbers were replaced with unique identifiers in each of the files. Data on the individualized feedback report should not be used for purposes of analysis due to problems in implementing this portion of the study.

Extent of collection: 3 data files + machine-readable documentation (PDF) + SPSS data definition statements

Logical record length data format

Part 1

Officer data

rectangular file structure
501 cases
24 variables
78-unit-long record
1 record per case

Part 2

Offender data

rectangular file structure
1,440 cases
85 variables
235-unit-long record
1 record per case

Part 3

Case data

rectangular file structure
1,622 cases
85 variables
235-unit-long record
1 record per case

Related publication:

Martin, Susan

"Improving evidence collection through police-prosecutor coordination." (Final Report). NCJ 108681. Washington, DC: National Institute of Justice, 1987.

Martin, Susan E., and Douglas J. Besharov

Police and child abuse: Policies and practices in the United States, 1987-1988

(ICPSR 6338)

((included on CD-ROM CD0014)

This study was sponsored by the U.S. Dept. of Justice, National Institute of Justice. The grant number is OJP-86-C-002.

Summary: This study was conducted by the Police Foundation and the American Enterprise Institute to document municipal and county law enforcement agencies' policies for dealing with child abuse, neglect, and sexual assault and exploitation, and to identify emerging police practices. The researchers investigated promising approaches for deal-

ing' with child abuse and also probed for areas of weakness that are in need of improvement. Data were collected from 122 law enforcement agencies on topics including interagency reporting and case screening procedures, the existence and organizational location of specialized units for conducting child abuse investigations, actual procedures for investigating various types of child abuse cases, factors that affect the decision to arrest in physical and sexual abuse cases, the scope and nature of interagency cooperative agreements practices and relations, the amount of training received by agency personnel, and ways to improve agency responses to child abuse and neglect cases.

Universe: Municipal and county law enforcement agencies in the United States with populations over 100,000.

Sampling: A 50-percent random sample was selected.

Extent of collection: 1 data file + machine-readable documentation (text) + SAS data definition statements + SPSS data definition statements + data collection instruments

Extent of processing: CDBK.ICPSR/ SCAN/ DDEF.ICPSR/ MDATA.ICPSR/ UNDOCCHK.ICPSR

Logical record length data format with SAS and SPSS data definition statements

rectangular file structure

122 cases

179 variables

248-unit-long record

1 record per case

Related publication:

National Institute of Justice, Susan E. Martin, and Douglas J. Besharov

"Police and child abuse: New policies for expanded responsibilities." *Issues and practices in criminal justice*. Washington, DC: National Institute of Justice, June 1991.

Mastrofski, Jennifer Adams

Evaluation of grants to encourage arrest policies for domestic violence cases in the State College, Pennsylvania, police department, 1999-2000

(ICPSR 3166)

This study was sponsored by U. S. Dept. of Justice, National Institute of Justice. The grant number is 98-WE-VX-K012.

Summary: This project was an 18-month long research-practitioner partnership to conduct a process evaluation of the State College Police Department's implementation of a grant to encourage arrest policies for domestic violence. The general goals of the process evaluation were to assess how and to what extent the State College Police Department's proposed activities were implemented as planned, based on the rationale that such activities would enhance the potential for increasing victim safety and perpetrator accountability systemically. As part of the grant, the police department sought to improve case tracking and services to victims by developing new specialized positions for domestic violence, including: (1) a domestic violence arrest coordinator from within the State College Police Department who was responsible for monitoring case outcomes through the courts and updating domestic violence policies and training (Part 1, Victim Tracking Data from Domestic Violence Coordinator), (2) a victims service attorney from Legal Services who was responsible for handling civil law issues for domestic violence victims, including support, child custody, employment, financial, consumer, public benefits, and housing issues (Part 2, Victim Tracking Data From Victim Services Attorney), and (3) an intensive domestic violence probation officer from the Centre County Probation and Parole Department who was responsible for providing close supervision and follow-up of batterers (Part 3, Offender Tracking Data). Researchers worked with practitioners to develop databases suitable for monitoring service provision by the three newly-created positions for domestic violence cases. Major categories of data collected on the victim tracking form (Parts 1 and 2) included location of initial contact, type of initial contact, referral source, reason for initial contact, service/consultation provided at initial contact, meetings, and referrals out. Types of services provided include reporting abuse, filing a Protection from Abuse order, legal representation, and assistance with court procedures.

Major categories of data collected on the offender tracking form (Part 3) included location of initial contact, type of initial contact, referral source, reason for initial contact, service/consultation provided, charges, sentence received, relationship between the victim and perpetrator, marital status, children in the home, referrals out, presentencing investigation completed, prior criminal history, and reason for termination. Types of services provided include pre-sentence investigation, placement on supervision, and assessment and evaluation. In addition to developing these new positions, the police department also sought to improve how officers handled domestic violence cases through a two-day training program. The evaluation conducted pre- and post-training assessments of all personnel training in 1999 and conducted follow-up surveys to assess the long-term impact of training. For Part 4, Police Training Survey Data, surveys were administered to law enforcement personnel participating in a two-day domestic violence training program. Surveys were administered both before and after the training program and focused on knowledge about domestic violence policies and protocols, attitudes and beliefs about domestic violence, and the background and experience of the officers. Within six months after the training, the same participants were contacted to complete a follow-up survey. Variables in Part 4 measure how well officers knew domestic violence arrest policies, their attitudes toward abused women and how to handle domestic violence cases, and their opinions about training. Demographic variables in Part 4 include age, sex, race, education, and years in law enforcement.

Universe: Parts 1-3: All domestic violence victims and offenders in State College, Pennsylvania, between 1999 and 2000. Part 4: All law enforcement officers participating in domestic violence training from the State College Police Department in 1999.

Sampling: Not applicable.

Note: (1) The data available in this collection are part of a broader evaluation project. Other components of the evaluation that are not available through this data collection include the evaluation of a fourth newly-created position (safety auditor coordinator), tracking time spent on various activities by the newly-created positions, and a survey of non-law enforcement personnel who participated in the domestic violence training program. Users are strongly encouraged to obtain the Final

Report for this project in order to understand the entire process evaluation.

Restrictions: The data are restricted from general dissemination. Users interested in obtaining these data should follow the procedures for obtaining restricted-access data collections described in the preface to this catalog.

Extent of collection: 4 data files + machine-readable documentation (PDF) + SAS data definition statements + SPSS data definition statements

Extent of processing: MDATA.PR/MDATA.ICPSR/ UNDOCCHK.ICPSR/CDBK.ICPSR/DDEF.ICPSR/ SCAN/REFORM.DATA/REFORM.DOC

Logical record length data format with SAS and SPSS data definition statements

Part 1
Victim tracking data from domestic violence coordinator
rectangular file structure
50 cases
250 variables
763-unit-long record
1 record per case

Part 2
Victim tracking data from victim services attorney
rectangular file structure
151 cases
243 variables
914-unit-long record
1 record per case

Part 3
Offender tracking data
rectangular file structure
49 cases
130 variables
440-unit-long record
1 record per case

Part 4
Police training survey data
rectangular file structure
25 cases
136 variables
1,018-unit-long record
1 record per case

Related publications:

Mastrofski, Jennifer Adams, Debra Derman, Elizabeth Phillips, and Gary Woodling
"NIJ researcher-practitioner partnerships: evaluation of grants to encourage arrest

policies for domestic violence" (Final report). Washington, DC: National Institute of Justice, 2001.

Mastrofski, Jennifer Adams, Debra Derman, Elizabeth Phillips, and Gary Woodling

"NIJ researcher-practitioner partnerships: evaluation of grants to encourage arrest policies for domestic violence" (Executive summary). NCJ 187345. Washington, DC: National Institute of Justice, 2001.

Mastrofski, Stephen D., and Jeffrey B. Snipes

Impact of community policing at the street level: an observational study in Richmond, Virginia, 1992

(ICPSR 2612)

This study was sponsored by U. S. Dept. of Justice. National Institute of Justice. The grant number is 91-IJ-CX-0030.

Summary: This study's purpose was twofold: to investigate the nature of police patrol work in a community policing context and to field-test data collection instruments designed for systematic social observation. The project, conducted in Richmond, Virginia, where its police department was in the third year of a five-year plan to implement community policing, was designed as a case study of one police department's experience with community policing, focusing on officers in the patrol division. A team of eight researchers conducted observations with the police officers in the spring and summer of 1992. A total of 120 officers were observed during 125 observation sessions. Observers accompanied officers throughout their regular work shifts, taking brief field notes on officers' activities and encounters with the public. All of an observed officer's time during the shift was accounted for by either encounters or activities. Within 15 hours of the completion of the ridealong, the observer prepared a detailed narrative account of events that occurred during the ridealong and coded key items associated with these events. The study generated five nested quantitative datasets that can be linked by common variables. Part 1, Ridealong Data, provides information pertinent to the 125 observation sessions or "rides." Part 2, Activity Data, focuses on 5,576 activities conducted by officers when not engaged in encounters. Data in Part 3, Encounter Data, describe 1,098 encounters with citizens during the ridealongs. An encounter was defined

as a communication between officers and citizens that took over one minute, involved more than three verbal exchanges between an officer and a citizen, or involved significant physical contact between the officer and citizen. Part 4, Citizen Data, provides data relevant to each of the 1,630 citizens engaged by police in the encounters. Some encounters involved more than one citizen. Part 5, Arrest Data, was constructed by merging Parts 1, 3, and 4, and provides information on 451 encounters that occurred during the ridealongs in which the citizen was suspected of some criminal mischief. All identification variables in this collection were created by the researchers for this project. Variables from Part 1 include date, start time, end time, unit, and beat assignment of the observation session, and the primary officer's and secondary officer's sex, race/ethnicity, years as an officer, months assigned to precinct and beat, hours of community policing training, and general orientation to community policing. Variables in Part 2 specify the time the activity began and ended, who initiated the activity, type, location, and visibility of the activity, involvement of the officer's supervisor during the activity, and if the activity involved problem-solving, or meeting with citizens or other community organizations. Part 3 variables include time encounter began and ended, who initiated the encounter, primary and secondary officer's energy level and mood before the encounter, problem as radioed by dispatcher, and problem as it appeared at the beginning of the encounter and at the end of the encounter. Information on the location of the encounter includes percent of time at initial location, visibility, officer's prior knowledge of the initial location, and if the officer anticipated violence at the scene. Additional variables focus on the presence of a supervisor, other police officers, service personnel, bystanders, and participants, if the officer filed or intended to file a report, if the officer engaged in problem-solving, and factors that influenced the officer's actions. Citizen information in Part 4 includes sex, age, and race/ethnicity of the citizen, role in the encounter, if the citizen appeared to be of low income, under the use of alcohol or drugs, or appeared to have a mental disorder or physical injury or illness, if the citizen was representing an establishment, if the citizen lived, worked, or owned property in the police beat, and if the citizen had a weapon. Also presented are various aspects of the police-citizen interaction, such as evidence considered by the officer, requests and responses to each other, and changes in actions during the encounter. Variables in Part 5 record the officer's orien-

tation toward community policing, if the suspect was arrested or cited, if the offense was serious or drug-related, amount of evidence, if the victim requested that the suspect be arrested, if the victim was white, Black, and of low income, and if the suspect represented an organization. Information on the suspect includes gender, race, sobriety level, if of low income, if 19 years old or less, if actively resistant, if the officer knew the suspect adversarially, and if the suspect demonstrated conflict with others. Some items were recoded for the particular analyses for which the Arrest Data were constructed.

Universe: All patrol officers in the Richmond, Virginia, Police Department in the spring and summer of 1992.

Sampling: Richmond, Virginia, was chosen as the research site because it was a medium-sized center city that was experiencing many of the problems for which community policing was designed. The Richmond Police Department was selected because it expected all officers to engage in its practices and had initiated implementation of its community policing program more than two years prior to the research project's data collection. To obtain a representative sample of police patrol behavior, each beat and special unit was observed. The sample reflected a race and sex profile similar to that of the entire patrol division.

Note: (1) Detailed description and instructions for using the CODIT software package is available separately (Snipes and Ritti, 1993). (2) Narratives from this project will be available once the Secure Data Enclave at ICPSR becomes operational.

Restrictions: All data in this collection are restricted from general dissemination. Users interested in obtaining these data should follow the procedures for obtaining restricted-access data collections described in the preface to this catalog.

Extent of collection: 5 data files + machine-readable documentation + SAS data definition statements + SPSS data definition statements

Extent of processing: MDATA.PR/ REFORM.DATA/ REFORM.DOC/ UNDOCCHK.ICPSR/ CD-BK.ICPSR/ DDEF.ICPSR

Logical record length data format with SAS and SPSS data definition statements

Part 1
Ridealong data
 rectangular file structure
 125 cases
 23 variables
 60-unit-long record
 1 record per case

Part 2
Activity data
 rectangular file structure
 5,576 cases
 27 variables
 69-unit-long record
 1 record per case

Part 3
Encounter data
 rectangular file structure
 1,094 cases
 48 variables
 121-unit-long record
 1 record per case

Part 4
Citizen data
 rectangular file structure
 1,630 cases
 124 variables
 256-unit-long record
 1 record per case

Part 5
Arrest data
 rectangular file structure
 451 cases
 18 variables
 18-unit-long record
 1 record per case

Related publications:

Mastrofski, Stephen D., and Jeffrey B. Snipes
 "Impact of community policing at the street level: an observational study" (Report of research design and methods). Washington, DC: National Institute of Justice, 1996.

Mastrofski, Stephen D., Robert E. Worden, and Jeffrey B. Snipes
 "Law enforcement in a time of community policing" (Draft report). NCJ 147991. National Institute of Justice, 1994.

Mastrofski, Stephen D., Robert E. Worden, and Jeffrey B. Snipes
 "Law enforcement in a time of community policing." NCJ 160577. *Criminology* 33 (1995), 539-563.

Mastrofski, Stephen D.
 "Law enforcement in a time of community policing" (Research preview). NCJ

184389. Washington, DC: National Institute of Justice, 1996.
Mastrofski, Stephen D., Jeffrey B. Snipes, and Anne E. Supina

"Compliance on demand: the public's response to specific police requests." NCJ 170628. *Journal of research in crime and delinquency* 33 (1996), 269-305.

Mastrofski, Stephen D., Roger B. Parks, Albert J. Reiss Jr., Robert E. Worden, Christina DeJong, Jeffrey B. Snipes, and William Terrill

"Systematic observation of public police: Applying field research methods to policy issues" (Research report). NCJ 172859. Washington, DC: National Institute of Justice, 1998.

Snipes, Jeffrey B., and R. Richard Ritti
"CODIT users manual: a guide for qualitative data entry." University Park, PA: Pennsylvania State University, 1993.

Matulia, Kenneth J.

Police use of deadly force, 1970-1979
(ICPSR 9018)

This study was sponsored by the U.S. Dept. of Justice, National Institute of Justice. The grant number is 79-NI-AX-0131. Funding also was received from the International Association of Chiefs of Police.

Summary: The circumstances surrounding "justifiable homicides" by police are the focus of this data collection, which examines occurrences in 57 United States cities during the period 1970-1979. Homicides by on- and off-duty police officers serving communities of 250,000 or more were studied. Data were collected through a survey questionnaire sent to police executives of the 57 cities. The Federal Bureau of Investigation supplied data on justifiable homicides by police, including age, sex, and race data. The variables include number of sworn officers, number of supervisory officers, average years of education, department regulations about issues such as off-duty employment, uniforms, carrying firearms, and disciplinary actions, in-service training, pre-service training, firearms practice, assignments without firearms, on-duty deaths, and off-duty deaths. The study was funded by a grant from the National Institute of Justice to the International Association of Chiefs of Police.

Universe: The universe consists of justifiable homicides by police in United States cities of 250,000 population or more from 1970-1979.

Extent of collection: 1 data file + machine-readable documentation (PDF)

Extent of processing: REFORM.DOC/ SCAN

Logical record length data format

rectangular file structure
54 cases
approx. 100 variables
132-unit-long record
26 records per case

McCampbell, Michael S.

National survey of field training programs for police officers, 1985-1986
(ICPSR 9350)

This study was sponsored by the U.S. Dept. of Justice, National Institute of Justice. The grant number is 85-IJ-CX-0039.

Summary: This national survey of field training programs for police officers contains data gathered from state and local criminal justice agencies regarding the format of their programs, costs of programs, impact on civil liability suits, and other complaints. Topics covered include length of time since the implementation of the program, reasons for initiating the program, objectives of the program, evaluation criteria and characteristics of the program, and number of dismissals based on performance in field training programs. Other topics deal with hours of classroom training, characteristics of field service training officers, and incentives for pursuing this position. Topics pertaining to agency evaluation include impact of program on the number of civil liability complaints, number of successful equal employment opportunity complaints, presence of alternative training such as with a senior officer, and additional classroom training during probation when there is no field training program. Class IV

Universe: Law enforcement agencies in the United States.

Sampling: A stratified random sample was selected from a list of 588 state and local law enforcement agencies provided by the National Criminal Justice Reference Service.

Extent of collection: 2 data files + machine-readable documentation (text)

Card image data format

Part 1

Field training program data

rectangular file structure

183 cases

107 variables

80-unit-long record

11 records per case

Part 2

No field training program data

rectangular file structure

104 cases

6 variables

80-unit-long record

1 record per case

Related publication:

McC Campbell, M.S.

"Field training for police officers: State of the art" (Research in brief). Washington, DC: National Institute of Justice, 1986.

McCoy, Diane C.

Evaluation of community policing initiatives in Jefferson County, West Virginia, 1996-1997

(ICPSR 2800)

This study was sponsored by the U.S. Dept. of Justice, National Institute of Justice. The grant number is 95-IJ-CX-0088.

Summary: This data collection was designed to evaluate the implementation of community policing initiatives for three police departments in Jefferson County, West Virginia: the Ranson Town Police Department, the West Virginia State Police (Jefferson County Detachment), and the Jefferson County Sheriff's Department. The evaluation was undertaken by the Free Our Citizens of Unhealthy Substances Coalition (FOCUS), a county-based group of citizens who represented all segments of the community, including businesses, churches, local law enforcement agencies, and local governments. The aim was to find answers to the following questions:

(1) Can community policing have any detectable and measurable impact in a predominantly rural setting? (2) Did the police department do what they said they would do in their funding application? (3) If they were success-

ful, what factors supported their efforts and were key to their success? and (4) If they were not successful, what problems prevented their success? The coalition conducted citizen surveys to evaluate how much of an impact community policing initiatives had in their county. In January 1996, research assistants conducted a baseline survey of 300 households in the county. Survey responses were intended to gauge residents' fear of crime and to assess how well the police were performing their duties. After one year, the coalition repeated its survey of public attitudes, and research assistants interviewed another 300 households. The research assumption was that any change in fear of crime or assessment of police performance could reasonably be attributed to these new community policing inventions. Crime reporting variables from the survey included which crime most concerned the respondent, if the respondent would report a crime he or she observed, and whether the respondent would testify about the crime in court. Variables pertaining to level of concern for specific crimes include how concerned respondents were that someone would rob or attack them, break into or vandalize their home, or try to sexually attack them/someone they cared about. Community involvement variables covered participation in community groups or activities, neighborhood associations, church, or informal social activities. Police/citizen interaction variables focused on the number of times respondents had called to report a problem to the police in the last two years, how satisfied they were with how the police handled the problem, the extent to which this police department needed improvement, whether children trusted law enforcement officers, whether police needed to respond more quickly to calls, whether the police needed improved relations with the community, and in the past year whether local police performance had improved/gotten worse. Specific crime information variables include whether the crime occurred in the respondent's neighborhood, whether he/she was the victim, if crime was serious in the respondent's neighborhood versus elsewhere, whether the respondent had considered moving as a result of crime in the neighborhood, and how personal safety had changed in the respondent's neighborhood. Variables relating to community policing include whether the respondent had heard the term "community policing" in the past year, from what source, and what community policing activities the respondent was aware of. Demographic variables include job self-classification, racial/ethnic identity,

length of residency, age, gender, marital status, educational status, and respondent's town of residence.

Universe: All Jefferson County residents in 1996 and 1997.

Sampling: Random sample.

Extent of collection: 1 data file + machine-readable documentation (PDF) + SAS data definition statements + SPSS data definition statements

Extent of processing: CDBK.ICPSR/ SCAN/ DDEF.ICPSR/ MDATA.ICPSR/ REFORM.DATA/ REFORM.DOC/ UNDOCCHK.ICPSR

Logical record length data format with SAS and SPSS data definition statements

rectangular file structure
600 cases
64 variables
85-unit-long record
1 record per case

Related publication:
McCoy, Diane, C.

"Locally-initiated research on community policing: Process and outcomes evaluation of community policing initiatives in Jefferson County, West Virginia" (Final Report). Washington, DC: National Institute of Justice, 1997.

Memory, John Madison

Line police officer knowledge of search and seizure law: An exploratory multicity test in the United States, 1986-1987

(ICPSR 9981)

Summary: This data collection was undertaken to gather information on the extent of police officers' knowledge of search and seizure law, an issue with important consequences for law enforcement. A specially-produced videotape depicting line duty situations that uniformed police officers frequently encounter was viewed by 478 line uniformed police officers from 52 randomly-selected cities in which search and seizure laws were determined to be no more restrictive than applicable United States Supreme Court decisions. Testing of the police officers occurred in all regions as established by the Federal Bureau of Investigation, except for the Pacific region

(California, Oregon, and Washington), since search and seizure laws in these states are, in some instances, more restrictive than United States Supreme Court decisions. No testing occurred in cities with populations under 10,000 because of budget limitations. Fourteen questions to which the officers responded were presented in the videotape. Each police officer also completed a questionnaire that included questions on demographics, training; and work experience, covering their age, sex, race, shift worked, years of police experience, education, training on search and seizure law, effectiveness of various types of training instructors and methods, how easily they could obtain advice about search and seizure questions they encountered, and court outcomes of search and seizure cases in which they were involved. Police department representatives completed a separate questionnaire providing department characteristics and information on search and seizure training and procedures, such as the number of sworn officers, existence of general training and the number of hours required, existence of in-service search and seizure training and the number of hours and testing required, existence of policies and procedures on search and seizure, and means of advice available to officers about search and seizure questions. These data comprise Part 1. For purposes of comparison and interpretation of the police officer test scores, question responses were also obtained from other sources. Part 2 contains responses from 36 judges from states with search and seizure laws no more restrictive than the United States Supreme Court decisions, as well as responses from a demographic and work-experience questionnaire inquiring about their age, law school attendance, general judicial experience, and judicial experience and education specific to search and seizure laws. All geographic regions except New England and the Pacific were represented by the judges. Part 3, *Comparison Data*, contains answers to the 14 test questions only, from 15 elected district attorneys, 6 assistant district attorneys, the district attorney in another city and 11 of his assistant district attorneys, a police attorney with expertise in search and seizure law, 24 police academy trainees with no previous police work experience who were tested before search and seizure law training, a second group of 17 police academy trainees — some with police work experience but no search and seizure law training, 55 law enforcement officer trainees from a third academy tested immediately after search and seizure training, 7 technical college students

with no previous education or training on search and seizure law, and 27 university criminal justice course students, also with no search and seizure law education or training.

Universe: All police officers in states where the search and seizure laws are no more restrictive than the United States Supreme Court decisions.

Sampling: The number of officers tested in particular cities was based on the number of police officers employed in cities of particular sizes in regions of the United States. None of the comparison groups was randomly selected.

Note: Users are encouraged to obtain a copy of the Final Report for a complete description of the sampling procedures used to select the police officers and information about the selection of the comparison groups.

Extent of collection: 3 data files + machine-readable documentation (text) + SAS data definition statements + SPSS data definition statements + data collection instruments

Extent of processing: MDATA.PR/ CDBK.ICPSR/ REFORM.DATA/ UNDOCCHK.ICPSR/ DDEF.ICPSR/ SCAN

Logical record length data format with SAS and SPSS data definition statements

Part 1

Police data

rectangular file structure
478 cases
69 variables
96-unit-long record
1 record per case

Part 2

Judges data

rectangular file structure
36 cases
35 variables
48-unit-long record
1 record per case

Part 3

Comparison data

rectangular file structure
165 cases
15 variables
16-unit-long record
1 record per case

Related publications:

Memory, John Madison

"Line police officer knowledge of search and seizure law: Results of an exploratory multi-city test" (Final Report). Washington, DC: National Institute of Justice, January 1988.

Memory, John Madison

"Line police officer knowledge of search and seizure law: National test" (Executive Summary). Washington, DC: National Institute of Justice, September 1987.

Monkkonen, Eric

Police departments, arrests and crime in the United States, 1860-1920

(ICPSR 7708)

(included on CD-ROMs CD0014 and CD0030)

These data on 19th- and early 20th-century police department and arrest behavior were collected between 1975 and 1978 for a study of police and crime in the United States. Raw and aggregated time-series data are presented in Parts 1 and 3 on 23 American cities for most years during the period 1860-1920. The data were drawn from annual reports of police departments found in the Library of Congress or in newspapers and legislative reports located elsewhere. Variables in Part 1, for which the city is the unit of analysis, include arrests for drunkenness, conditional offenses and homicides, persons dismissed or held, police personnel, and population. Part 3 aggregates the data by year and reports some of these variables on a per capita basis using a linear interpolation from the last decennial census to estimate population. Part 2 contains data for 267 United States cities for the period 1880-1890 and was generated from the 1880 federal census volume, *Report on the defective, dependent, and delinquent classes*, published in 1888, and from the 1890 federal census volume, *Social statistics of cities*. Information includes police personnel and expenditures, arrests, persons held overnight, trains entering town, and population.

Extent of collection: 3 data files + machine-readable documentation (text) + OSIRIS dictionaries + SAS data definition statements + SPSS data definition statements

Extent of processing: DDEF.ICPSR/
UNDOCCHK.ICPSR/ CDBK.ICPSR

OSIRIS data format with SAS and SPSS data definition statements

Part 1

Raw data for 23 U.S. cities, 1860-1920

rectangular file structure

1,179 cases

14 variables

62-unit-long record

1 record per case

Part 2

U.S. cities data, 1880-1890

rectangular file structure

267 cases

15 variables

61-unit-long record

1 record per case

Part 3

Aggregated U.S. cities, 1860-1920

rectangular file structure

61 cases

9 variables

48-unit-long record

1 record per case

Related publications:

Monkkonen, Eric

"Toward a dynamic theory of crime and the police: A criminal justice system perspective." *Historical Methods Newsletter* (Fall 1977), 157-165.

Monkkonen, Eric

"Sources for criminal justice history." *Journal of Interdisciplinary History* (Winter 1978).

Orne, Martin T., and Wayne G. Whitehouse

Use and effectiveness of hypnosis and the cognitive interview for enhancing eyewitness recall: Philadelphia, 1988-1989

(ICPSR 9478)

This study was sponsored by the U.S. Dept. of Justice, National Institute of Justice. The grant number is 87-IJ-CX-0052.

Summary: This study investigated the effectiveness of hypnosis and the cognitive interview (a technique for stimulating memory) on the recall of events in a criminal incident. The data collected in the study address the following questions: (1) Does hypnosis or the cog-

nitive interview mitigate recall deficits that result from emotionally upsetting events?

(2) Does hypnosis or the cognitive interview improve recall when individuals recall events in narrative fashion? (3) Does hypnosis or the cognitive interview improve recall when individuals are required to respond to each item in a set of focused questions? (4) Does the cognitive interview improve recall better than motivated control recall procedures? For this two-stage study, subjects were randomly assigned to receive hypnosis, cognitive interview, or control treatment. Stage 1 involved completing unrelated questionnaires and viewing a short film containing an emotionally upsetting criminal event. Stage 2 was conducted 3 to 13 days later (the average was 6.5 days) and involved baseline information gathering about the events in the film, application of the assigned treatment, and post-treatment written recall of the events. Data were collected from the written narratives provided by subjects and from an oral forced recall of events in a postexperimental interview. Variables in File 1 include total information (correct, incorrect, confabulations, and attributions) as well as new information given in the post-treatment written narrative. The remaining variables in File 1 include score on Harvard Group Scale of Hypnotic Susceptibility, Form A (HGSHS:A), repressor status, and number of days between viewing the film and completing the baseline and post-treatment interviews. Variables in File 2 were derived from the post-experimental oral forced recall interview and include total correct and incorrect responses and confidence ratings for correct and incorrect responses. The unit of observation is the individual. Class IV

Universe: All university students in Philadelphia, Pennsylvania.

Note: The size of the samples used can result in moderate sampling errors. The use of a homogeneous sample of young adult volunteers makes it difficult to assess the generalizability of the findings to demographically dissimilar populations. The information contained in the data files is limited to the various measures derived from the baseline and post-treatment narratives and the post-experimental forced recall interview.

Extent of collection: 2 data files

Card image data format and SPSS export files

Part 1

Baseline and treatment data file

rectangular file structure

72 cases

20 variables

80-unit-long record

1 record per case

Part 2

Post-experimental data file

rectangular file structure

72 cases

5 variables

80-unit-long record

1 record per case

Related publication:

Orne, Martin T., and Wayne G. Whitehouse

"The use and effectiveness of hypnosis and the cognitive interview for enhancing eyewitness recall." Merion Station, PA: Institute for Experimental Psychiatry, 1990.

Ostrom, Elinor

Decision-related research on the organization of service delivery systems in metropolitan areas: Police protection

(ICPSR 7427)

Summary: For the project which investigated the delivery of police services, the research design included five major clusters of variables: service conditions, the legal structure, organizational arrangements, manpower levels, and expenditure levels. Data were collected in the local jurisdictions in a sample of 80 SMSAs relating to specific services including patrol, traffic control, criminal investigation, radio communications, adult pre-trial detention, entry-level training, and crime laboratory analysis. One data file contains information for 1,761 police agencies. The second data file contains information for 1,885 service areas which are mutually exclusive geographical divisions of each SMSA which are the recipients of the police services. Class I

Ostrom, Elinor, Roger B. Parks, and Gordon P. Whitaker

Police referral practices and social service agency practices in three metropolitan areas, 1977

(ICPSR 7791)

This study was sponsored by the U.S. Dept. of Justice, National Institute of Justice. The grant number is 78-NI-AX-0020.

Summary: The dataset contains two related studies conducted in the metropolitan areas of St. Louis, Missouri; Tampa-St. Petersburg, Florida; and Rochester, New York. The study of police referral practices provides information on the types of calls made to police departments, the referrals made to social service agencies from these calls, and the pattern of citizen demands. Data for this study were collected from 26,465 calls for police service at 21 police departments. The 36 variables include the nature of the call, characteristics of the caller, and the type of agency receiving the referral. The sampling frame for the study of social service agency practices was any agency within the three metropolitan areas that agreed to participate in the study, accepted police referrals, and dealt with at least one of ten selected social concerns (e.g., drug abuse, suicide prevention, aid to the elderly). The study classifies agencies according to the extent of their cooperation with the police, the range of the social services they provide, and their history of service provision. Budget information was also obtained to calculate the costs of alternative methods of social service delivery. Representatives of 103 agencies were interviewed, and data were collected for 139 variables. Data generated by the Social Service Agency questionnaire are available in two electronic formats: precoded data and narrative text. Class IV

Ostrom, Elinor, Roger B. Parks, and Gordon P. Whitaker

Police services study, Phase II, 1977: Rochester, St. Louis, and St. Petersburg

(ICPSR 8605)

This study was sponsored by the U.S. Dept. of Justice, National Institute of Justice. The grant number is 78-NI-AX-0020.

Summary: The data for this study were collected in order to examine the delivery of police services in selected neighborhoods. The performance of differently organized police agencies were compared as they delivered services to different sets of comparable neighborhoods. Variables included in the study are total number of encounters, number of contacts with other officers, number of contacts with nonpolice support units, characteristics surrounding specific encounters, and citizen satisfaction. Class IV

Note: The entire dataset consists of 19 files: four are currently available. There are several aspects of the data which require mention: (1) Column locations and widths of variables noted in the data collection coding guides do not describe the data in their present format. Some of the variables noted in these coding guides have also been deleted from the data. Users should refer to the SPSS-X data definition statements provided or the SPSS-X DISPLAY DICTIONARY program for the current variable list and column locations. (2) The General Shift Data file contains a variable named TIMERUN. The values for this variable are incorrect. Analysis utilizing the variable will probably be misleading. Users of this file will note that 49 shifts are represented twice in the data. This occurred because a single observer was unable to observe a shift in its entirety, thus requiring that the shift be split between two members of the research team. The split shift was then coded as two cases in the data. (3) Value labels are not provided in the data dictionary files for the variables identifying the observed neighborhoods, because these labels are unique in each jurisdiction. The variables identifying the neighborhoods contain some values which are not identified on the list of jurisdictions and neighborhoods. These values refer to combinations of neighborhoods. (4) The variable identifying the observed shift contains values that are not included in the original format of the variable. It is not known which shifts these values refer to. (5) SPSS data definition statements are not available for Part 4 of the dataset.

Extent of collection: 4 data files + SPSS data definition statements

Card image data format with SPSS data definition statements

Part 1
Citizen debriefing data
rectangular file structure
1,675 cases
152 variables
80-unit-long record
5 records per case

Part 2
General shift information
rectangular file structure
949 cases
170 variables
80-unit-long record
8 records per case

Part 3
Police encounters data
rectangular file structure
5,688 cases
594 variables
80-unit-long record
20 records per case

Part 4
Victimization survey data
rectangular file structure
12,019 cases
273 variables
80-unit-long record
6 records per case

Related publications:
Smith, Douglas A.

"Invoking the law: Determinants of police arrest decisions." Unpublished Ph.D. dissertation, Indiana University, 1982.

Mastrofski, Stephen.

"The police and non-crime services." In G.P. Whitaker and C. Phillips (eds.), *Evaluating the Performance of Criminal Justice Agencies*. Beverly Hills, CA: Sage, 1983.

Klinger, David A. "Investigating the scope of measurement error in calls-for-service as a measure of crime" (Final report). Washington, DC: National Institute of Justice.

Pate, Antony M., and Sampson O. Annan

Community policing in Baltimore, 1986-1987

(ICPSR 9401)

(included on CD-ROM CD0024)

This study was sponsored by the U.S. Dept. of Justice, National Institute of Justice. The grant number is 86-IJ-CX-0003.

Summary: This data collection was designed to investigate the effects of foot patrol and ombudsman policing on perceptions of the incidence of crime and community policing practices in Baltimore, Maryland. Data collected at Wave 1 measured perceptions of crime and community policing practices before the two new policing programs were introduced. Follow-up data for Wave 2 were collected approximately one year later and were designed to measure the effects of the new policing practices. Included in the data collection instrument were questions on the perceived incidence of various crimes, police effectiveness and presence, disorder, property and personal crime and the likelihood of crime in general, feelings of safety, crime avoidance behaviors and the use of crime prevention devices, cohesion and satisfaction with neighborhoods, and awareness of victimization and victimization history. The instrument also included demographic questions on employment, education, race, and income.

Universe: All residents of Baltimore, Maryland.

Sampling: Multistage sampling based on neighborhood socioeconomic.

Extent of collection: 2 data files + machine-readable documentation (PDF) + SAS data definition statements + SPSS data definition statements

Extent of processing: DDEF.ICPSR/ SCAN/ MDATA.ICPSR/ REFORM.DATA/ REFORM.DOC/ UNDOCCHK.ICPSR

Logical record length data format with SAS and SPSS data definition statements

Part 1

Wave 1

rectangular file structure
921 cases
229 variables
286-unit-long record
1 record per case

Part 2

Wave 2

rectangular file structure
636 cases
218 variables
282-unit-long record
1 record per case

Related publication:

Pate, A.M., and S.O. Annan
"Baltimore community policing experiment" (Summary Report). NCJ 121574.
Washington, DC: National Institute of Justice, 1989.

Pate, Antony M., and Lorie A. Fridell

**Police use of force [United States]:
Official reports, citizen complaints, and
legal consequences, 1991-1992**

(ICPSR 6274)

((included on CD-ROM CD0014)

This study was sponsored by the U.S. Dept. of Justice, National Institute of Justice. The grant number is 91-IJ-CX-0028.

Summary: This national survey was designed to collect information on police departmental policies and practices pertaining to the use of physical force — both deadly and less than lethal — by law enforcement officers. A further objective was to investigate the enforcement of these policies by examining the extent to which complaints of policy violations were reviewed and violations punished. Additionally, the survey sought to determine the extent to which departments kept records on the use of force, and to collect from those agencies that recorded this information data relating to how frequently officers used force, the characteristics of officers who did and did not have complaints filed against them, and the training of recruits on the appropriate use of force. The study also provides data on citizen complaints of excessive force, the disposition of those complaints, and litigation concerning allegations of excessive force. Additional variables provide agency size, demographic characteristics, and workload.

Universe: All law enforcement agencies in the United States.

Sampling: A list of law enforcement agencies was used from the Law Enforcement Sector portion of the 1990 Justice Agency List (JAL) produced by the Governments Division of the Bureau of the Census. To ensure adequate representation of all agencies, a stratified sampling procedure was used to select agencies within jurisdiction size categories. After the stratification procedure was applied, 28 selected agencies were removed as ineli-

gible. The total sample size was 1,697 law enforcement agencies.

Note: (1) Data collected for Section IV of the survey instrument, "Assaults Against Police Officers," comprise a different study and are not included in this data collection. (2) The data collection instrument is available only in hardcopy form upon request from ICPSR.

Extent of collection: 1 data file + machine-readable documentation (text) + SAS data definition statements + SPSS data definition statements + data collection instrument

Extent of processing: MDATA/ RECODE/
UNDOCCHK.ICPSR/ CONCHK.ICPSR

Logical record length data format with SAS
and SPSS data definition statements

rectangular file structure
1,111 cases
533 variables
533-unit-long record
2 records per case

Related publication:

Pate, Antony M., and Lorie A. Fridell
"Police use of force: Official reports, citizen complaints, and legal consequences"
(Final Report). Washington, DC: Police Foundation, October 1993.

Pate, Antony, and Edwin E. Hamilton

Evaluation of the New York City police cadet corps, 1986-1988

(ICPSR 9980)

This study was sponsored by the U.S. Dept. of Justice, National Institute of Justice. The grant number is 86-IJ-CX-0025.

Summary: The purpose of this study was to examine whether the Police Cadet Corps program in New York City had achieved its goal of improving the police force through additional training of applicants with higher education. The evaluation of the program was designed to answer questions such as (1) How was the program recruitment implemented, and with what success? (2) What were the role-related perceptions and attitudes of the cadets and how did they differ, if at all, among different types of cadets and from those of the members of the latest recruit class? (3) How, if at all, did the program

experience affect the cadets' perceptions and attitudes? and (4) How did the attitudes and perceptions of cadets compare to noncadet recruits with and without some college education in the same academy class? Four cohorts of cadets were asked to complete several different questionnaires throughout the course of the program, which culminated in graduation from the police academy. Two sets of noncadet recruits from the academy were also included in the research. Major variables in the data collection detail reasons for entry into the police department, opinions regarding police, and perceptions and attitudes toward the police cadet program. Some questionnaires also provided information on demographic characteristics of the cadets (race, sex, marital status, military service and branch, highest level of education, family income, and year of birth). The unit of observation is the New York City police cadet.

Universe: All New York City police cadets from 1986-1988.

Note: Some numbers in Figure 1 of the codebook (i.e., cadets first hired) are different from the report filed with NIJ. There is a sharp drop from the number of surveys given at the beginning of the cadet program to those given at the end, or upon exit from the academy. Data for several groups (Parts 4 and 18, Parts 5 and 19, and Parts 10, 14, and 20) were combined into single files without complete directions on how to separate them. Splitting these files sometimes resulted in a different number than was given in Figure 1. Also, there are duplicate ID numbers in eight datasets (Parts 4, 6, 7, 10, 17, 18-20).

Extent of collection: 20 data files + machine-readable documentation (text) + SAS data definition statements + SPSS data definition statements

Extent of processing: MDATA.PR/ RECODE/
UNDOCCHK.ICPSR

Logical record length data format with SAS
and SPSS data definition statements

Part 1: 1986 cadet cohort, Wave 1
Part 2: 1986 cadet cohort, Wave 2
Part 3: 1986 cadet cohort, Wave 3
Part 4: 1986 cadet cohort, Wave 4
Part 5: 1986 cadet cohort, Wave 5
Part 6: 1987A cadet cohort, Wave 1
Part 7: 1987A cadet cohort, Wave 2
Part 8: 1987A cadet cohort, Wave 3
Part 9: 1987A cadet cohort, Wave 4
Part 10: 1987A cadet cohort, Wave 5

Part 11: 1987B cadet cohort, Wave 1
Part 12: 1987B cadet cohort, Wave 2
Part 13: 1987B cadet cohort, Wave 3
Part 14: 1987B cadet cohort, Wave 4
Part 15: 1988 cadet cohort, Wave 1
Part 16: 1988 cadet cohort, Wave 2
Part 17: 1988 cadet cohort, Wave 3
Part 18: 1988 recruits, Wave 1
Part 19: 1988 recruits, Wave 2
Part 20: 1989 recruits, Wave 1

rectangular file structure
6 to 858 cases per part
129 to 302 variables per part
153 to 330-unit-long record per part
1 record per case

Related publication:

Pate, Antony M., and Edwin E. Hamilton
"The New York City Police Cadet Corps"
(Final Report). Washington, DC: National
Institute of Justice, 1991.

Pate, Antony, Edwin E. Hamilton, and
Sampson Annan

**Spouse abuse replication project in
Metro-Dade County, Florida, 1987-1989**

(ICPSR 6008)

(included on CD-ROMs CD0014 and CD0033)

This study was sponsored by the U.S. Dept.
of Justice, National Institute of Justice. The
grant number is 87-IJ-CX-K003.

Summary: The Metro-Dade project replicat-
ed an earlier study of domestic violence, the
Minneapolis Domestic Violence Experiment
(**Specific deterrent effects of arrest for do-
mestic assault: Minneapolis, 1981-1982**
[ICPSR 8250]), which was conducted by the
Police Foundation with a grant from the Na-
tional Institute of Justice. The Metro-Dade
study employed a research design that test-
ed the relative effectiveness of various com-
binations of treatments that were randomly
assigned in two stages. Initially, eligible
spouse battery cases were assigned to either
an arrest or a nonarrest condition. Later, cas-
es were assigned either to receive or not to
receive a follow-up investigation and victim
counseling from a detective working with the
Safe Streets Unit (SSU), a unit that deals
specifically with domestic violence. Given the
various treatment conditions employed, three
types of dependent variables were examined:
(1) prevalence — the proportion of suspects
who engaged in repeat incidents, (2) inci-

dence — the frequency with which repeat in-
cidents occurred, and (3) "time to failure" —
the interval between the presenting incident
and subsequent incidents. Initial interviews
were conducted with victims soon after the
presenting incident, and follow-up interviews
were attempted six months later. The inter-
views were conducted in either English or
Spanish. The interview questions requested
detailed background information about the
suspect, victim, and any family members liv-
ing with the victim at the time of the interview,
including age, gender, and marital and em-
ployment status. Parallel sets of employment
and education questions were asked about
the victim and the suspect. Additionally, the
interview questionnaire was designed to col-
lect information on (1) the history of the vic-
tim's relationship with the suspect; (2) the na-
ture of the presenting incident, including
physical violence, property damage, and
threats; (3) causes of the presenting incident,
including the use of alcohol and drugs by
both the victim and the offender; (4) actions
taken by the police when they arrived on the
scene; (5) the victim's evaluation of the ser-
vices rendered by the police on the scene;
(6) the nature of the follow-up contact by a
detective from the Safe Street Unit and an
evaluation of the services provided; (7) the
victim's history of abuse by the offender; and
(8) the nature of subsequent abuse since the
presenting incident. Data for Parts 1 and 2
are self-reported data, obtained from inter-
views with victims. Part 4 consists of data re-
corded on Domestic Violence Continuation
Report forms, indicating subsequent assaults
or domestic disputes, and Part 5 contains
criminal history data on suspects from arrest
reports, indicating a subsequent arrest.

Universe: Simple domestic assault com-
plaints (victim and suspected assailant) in
Dade County, Florida.

Sampling: Every case of domestic assault
that met the selection criteria was included in
the study.

Extent of collection: 6 data files + machine-
readable documentation (text and PDF) +
SAS data definition statements + SPSS data
definition statements + data collection
instruments

Extent of processing: UNDOCCHK.ICPSR/
MDATA.ICPSR/ DDEF.ICPSR/ REFORM.DATA/
REFORM.DOC

**Logical record length data format with SAS
and SPSS data definition statements**

Part 1

Initial interview data
rectangular file structure
595 cases
545 variables
741-unit-long record
1 record per case

Part 2

Six-month follow-up interview data
rectangular file structure
385 cases
314 variables
461-unit-long record
1 record per case

Part 3

Selected variables from initial and follow-up interview data
rectangular file structure
907 cases
74 variables
125-unit-long record
1 record per case

Part 4

Domestic violence continuation data
rectangular file structure
908 cases
77 variables
127-unit-long record
1 record per case

Part 5

Suspect criminal history data
rectangular file structure
911 cases
52 variables
110-unit-long record
1 record per case

Part 6

Randomized treatments data
rectangular file structure
916 cases
104 variables
120-unit-long record
1 record per case

Related publication:

Pate, Antony, Edwin E. Hamilton, and Sampson Annan
"Metro-Dade spouse abuse replication project" (Final Report). Washington, DC: National Institute of Justice, 1991.

Petersilia, Joan, Allan F. Abrahamse, and James Q. Wilson

Police performance and case attrition in Los Angeles County, 1980-1981

(ICPSR 9352)

This study was sponsored by the U.S. Dept. of Justice, National Institute of Justice. The grant number is 85-IJ-CK-0072.

Summary: The purpose of this data collection was to investigate the effects of crime rates, city characteristics, and police departments' financial resources on felony case attrition rates in 28 cities located in Los Angeles County, California. Demographic data for this collection were obtained from the *1983 County and City Data Book*. Arrest data were collected directly from the 1980 and 1981 California **Offender based transaction statistics (OBTS)** data files maintained by the California Bureau of Criminal Statistics. City demographic variables include total population, minority population, population aged 65 years or older, number of female-headed families, number of index crimes, number of families below the poverty level, city expenditures, and police expenditures. City arrest data include information on number of arrests disposed and number of males, females, Blacks, and whites arrested. Also included are data on the number of cases released by police, denied by prosecutors, and acquitted, and data on the number of convicted cases given prison terms. Class IV

Universe: Cities in Los Angeles County, California.

Sampling: Eligible cities met all of the following criteria: (1) The city's demographic data were published in the *1983 County and City Data Book*, (2) The police department made more than 300 felony arrests per year, and (3) The police department agreed to participate in the study. Fifteen arresting agencies, including the Los Angeles Police Department and Los Angeles County Sheriff's Office, were excluded.

Note: The data for the 28 cities are broken into seven files.

Extent of collection: 7 data files

Card image data format

Parts 1-7

Data, sections 1-7

rectangular file structure

28 cases per part

9 variables per part

80-unit-long record

1 record per case

Related publication:

Petersilia, J., A. Abrahamse, and J.Q. Wilson

"Police performance and case attrition."

Santa Monica, CA: RAND, 1987.

Petersilia, Joan, Allan F. Abrahamse,

Patricia A. Ebener, and Peter W.

Greenwood

Evaluation of a repeat offender unit in Phoenix, Arizona, 1987-1989

(ICPSR 9793)

This study was sponsored by the U.S. Dept. of Justice, National Institute of Justice. The grant number is 87-IJ-CX-0056.

Summary: The purpose of this data collection was to evaluate the impact of a Repeat Offender Unit in Phoenix. Repeat Offender Programs are police-initiated procedures for patrolling and apprehending likely offenders in communities. These units typically rely on the cooperation of police and prosecutors who work together to identify, convict, and incarcerate individuals who are judged likely to commit crimes, especially serious crimes, at high rates. For this study, previous offenders were assigned either to a control or an experimental group. If an individual assigned to the experimental group was later arrested, the case received special attention by the Repeat Offender Program. Staff of the Repeat Offender Program worked closely with the county attorney's office to thoroughly document the case and to obtain victim and witness cooperation. If the individual was in the control group and was later arrested, no additional action was taken by the program staff. Variables include assignment to the experimental or control group, jail status, probation and parole status, custody status, number of felony arrests, type of case, bond amount, number of counts against the individual, type of counts against the individual,

number of prior convictions, arresting agency, case outcome, type of incarceration imposed, and length of incarceration imposed. Class IV

Universe: All offenders processed by the Maricopa County Court in 1987.

Sampling: Computerized random sample with individuals assigned to either a control or an experimental group but with one exception: If an individual assigned to one group was found to be "connected" to an individual in the other group, the assignment of the cases was changed so that the "connected" individuals were in the same group.

Extent of collection: 1 data file + machine-readable documentation (text) + data collection instrument

Extent of processing: MDATA/ UNDOCCHK.PR

Card image data format

rectangular file structure

1,194 cases

102 variables

80-unit-long record

4 records per case

Related publications:

Abrahamse, A.F., P.A. Ebener, and

P.W. Greenwood

"An experimental evaluation of the Phoenix repeat offender program" (Final Report). Washington, DC: National Institute of Justice, 1991.

Abrahamse, A.F., et al.

"An experimental evaluation of the Phoenix repeat offender program." *Justice Quarterly* 8 (1991), 140-168.

Peterson, Joseph L., Steve Mihajlovic, and Michael Gilliland

Forensic evidence and the police, 1976-1980

(ICPSR 8186)

This study was sponsored by the U.S. Dept. of Justice, National Institute of Justice. The grant number is 82-IJ-CX-0064.

Summary: This data collection focuses on adult cases of serious crime such as homicide (and related death investigations), rape, robbery, aggravated assault/battery, burglary, and arson. Data are included for Peoria, Illinois, Chicago, Illinois, Kansas City, Missouri, and Oakland, California. The data consist of police, court, and laboratory records from reports submitted by police personnel during investigations of suspected criminal offenses. The primary source of information was police case files. Prosecutor and court files were reviewed for information regarding the disposition of suspects who were arrested and formally charged. Crime laboratory reports include information concerning the evidence submitted and the examiner's worksheets, notes, and final results. There are eight files in this dataset. Each of the four cities has one file for cases with physical evidence and one file for cases in which physical evidence was not collected or examined.

Universe: Police, court, and laboratory records from Peoria, Illinois, Chicago, Illinois, Kansas City, Missouri, and Oakland, California, in 1976-1980.

Sampling: Records were randomly sampled.

Extent of collection: 8 data files + machine-readable documentation (PDF)

Extent of processing: REFORM.DOC/ SCAN

Card image data format

Part 1
Peoria, Illinois: With physical evidence
rectangular file structure
422 cases
approx. 120 variables
80-unit-long record
7 records per case

Part 2
Chicago, Illinois: With physical evidence
rectangular file structure
502 cases
approx. 120 variables
80-unit-long record
7 records per case

Part 3
Kansas City, Missouri: With physical evidence
rectangular file structure
404 cases
approx. 120 variables
80-unit-long record
7 records per case

Part 4
Oakland, California: With physical evidence
rectangular file structure
386 cases
approx. 120 variables
80-unit-long record
7 records per case

Part 5
Peoria, Illinois: Without physical evidence
rectangular file structure
278 cases
approx. 70 variables
80-unit-long record
2 records per case

Part 6
Chicago, Illinois: Without physical evidence
rectangular file structure
208 cases
approx. 70 variables
80-unit-long record
2 records per case

Part 7
Kansas City, Missouri: Without physical evidence
rectangular file structure
348 cases
approx. 70 variables
80-unit-long record
2 records per case

Part 8
Oakland, California: Without physical evidence
rectangular file structure
311 cases
approx. 70 variables
80-unit-long record
2 records per case

Related publications:
Gerber, Samuel (ed).

Chemistry and crime: From Sherlock Holmes to today's courtroom. Washington, DC: American Chemical Society, 1983.

Reiss, Albert J., Jr.

Attitudes and perceptions of police officers in Boston, Chicago, and Washington, DC, 1966

(ICPSR 9087)

This study was sponsored by the U.S. Dept. of Justice, Office of Law Enforcement Assistance. The grant number is OLEA-006.

Summary: This survey was designed to explore perceptions and attitudes of police officers of three metropolitan areas toward their work and the organizations and publics with which they interact. Issues of interest include (1) the nature of police careers and police work, and officers' satisfaction with their jobs, (2) officers' orientations toward policing tasks and their relationships with the public, and (3) officers' perceptions of organizations and systems that influence or change police work.

Universe: Police officers in major metropolitan areas of the United States.

Sampling: Three sample cities (Chicago, Boston, and Washington, DC) were purposively selected to represent differences in the size, location, degree of control, and type of organization in police departments. Within each city, two police precincts (four in Washington, DC) with high crime rates were selected to represent areas with different race and class compositions. The selected sites were (1) Boston, MA: precincts Dorchester and Roxbury, (2) Chicago, IL: precincts Fillmore and Town Hall, and (3) Washington, DC: precincts 6, 10, 13, and 14. Simple random samples of approximately 25 police officers in each of the eight precincts were drawn from department rosters. The response rate was nearly 100 percent.

Note: These data are part of a larger study entitled "Field Surveys III: Studies in Crime and Law Enforcement in Major Metropolitan Areas." ICPSR distributes two related data collections: **Survey of victimization and attitudes towards crime and law enforcement in Boston and Chicago, 1966** (ICPSR 9085) and **Patterns of behavior in police and citizen transactions: Boston, Chicago, and Washington, DC, 1966** (ICPSR 9086).

Extent of collection: 1 data file + machine-readable documentation (PDF) + SAS data definition statements + SPSS data definition statements

Extent of processing: DDEF.ICPSR/SCAN/REFORM.DOC

Logical record length data format with SAS and SPSS data definition statements

rectangular file structure
203 cases
429 variables
672-unit-long record
1 record per case

Related publication:

Reiss, A.J., Jr. (ed.)
"Studies in crime and law enforcement in major metropolitan areas." U.S. President's Commission on Law Enforcement and the Administration of Justice Field Survey III, Volumes I and II, Sections I and II. Washington, DC: U.S. Government Printing Office, 1967.

Reiss, Albert J., Jr.

Patterns of behavior in police and citizen transactions: Boston, Chicago, and Washington, DC, 1966

(ICPSR 9086)

This study was sponsored by the U.S. Dept. of Justice, Office of Law Enforcement Assistance. The grant number is OLEA-006.

Summary: These data have been influential in the development of theories of police behavior. Variables in the collection supply information on the nature and context of encounters between citizens and the police. Data are included on the characteristics and roles of individuals involved in an encounter, relationships among the participants in the encounter, individuals' definitions of the situation after the arrival of police, specific police actions and manner of police behavior during the encounter, and informal characterizations by police of participants involved in the encounter. In cases where offender suspects were involved, information was collected on restraints employed, searches, interrogations, confessions, advisement of rights, booking, and other arrest processes.

Universe: All encounters between citizens and police in major metropolitan areas of the United States.

Sampling: Three sample cities (Chicago, Boston, and Washington, DC) were purpo-

sively selected to represent differences in the size, location, degree of control, and type of organization in police departments. Within each city, two police precincts (four in Washington, DC) with high crime rates were selected to represent areas with different race and class compositions. The selected sites were: (1) Boston, MA: precincts Dorchester and Roxbury, (2) Chicago, IL: precincts Fillmore and Town Hall, and (3) Washington, DC: precincts #6, 10, 13, and 14. Stratified probability samples of police tours of duty were drawn. Evening and weekend shifts were overrepresented to maximize the number of encounters observed.

Note: (1) PDF codebooks are available for Part 2 and Part 5 only. Parts 1, 3, and 4 are only documented by SAS and SPSS data definition statements. (2) These data are part of a larger study entitled "Field Surveys III: Studies in Crime and Law Enforcement in Major Metropolitan Areas." (3) ICPSR distributes two related data collections: **Survey of victimization and attitudes towards crime and law enforcement in Boston and Chicago, 1966** (ICPSR 9085) and **Attitudes and perceptions of police officers in Boston, Chicago, and Washington, DC, 1966** (ICPSR 9087).

Extent of collection: 5 data files + machine-readable documentation (PDF) + SAS data definition statements + SPSS data definition statements

Extent of processing: DDEF.ICPSR/SCAN/REFORM.DOC

Logical record length data format with SAS and SPSS data definition statements

Part 1
General data: Observers' summaries of recorded encounters

rectangular file structure
840 cases
679 variables
868-unit-long record
1 record per case

Part 2
Police initiated encounter data

rectangular file structure
738 cases
752 variables
939-unit-long record
1 record per case

Part 3
Citizen initiated contact with police in field area

rectangular file structure
282 cases
721 variables
907-unit-long record
1 record per case

Part 4
Police dispatch records

rectangular file structure
6,172 cases
25 variables
43-unit-long record
1 record per case

Part 5
Service called-initiated encounter

rectangular file structure
4,371 cases
719 variables
906-unit-long record
1 record per case

Related publications:

Friedrich, R.J.

"The impact of organizational, individual, and situational factors on police behavior." Unpublished Ph.D. dissertation, University of Michigan, Department of Political Science, Ann Arbor, MI, 1977.

Reiss, A.J., Jr.

The police and the public. New Haven, CT: Yale University Press, 1971.

Reiss, A.J., Jr.

"Systematic observation of natural social phenomena." In Herbert L. Costner (ed.), *Sociological methodology, 1971.* San Francisco, CA: Jossey-Bass, Inc., 1971.

Reiss, Albert J., Jr.

Survey of victimization and attitudes towards crime and law enforcement in Boston and Chicago, 1966

(ICPSR 9085)

(included on CD-ROM CD0033)

This study was sponsored by the U.S. Dept. of Justice, Office of Law Enforcement Assistance. The grant number is OLEA-006.

Summary: This data collection was designed to explore attitudes toward crime and the police and to examine factors related to criminal victimization and the reporting of crime incidents to the police. It combines a victimiza-

tion survey with data on citizens' attitudes toward crime and the police, and information on behavior in response to crime or the threat of crime. Variables provide information about respondents' neighborhood characteristics, individual demographic attributes (e.g., age, race, gender, education, income, religion, marital status), perception of crime, social environment, respondents' views of the criminal justice system, experiences with the police, criminal victimization experiences, protective measures taken, victim-offender relationship, characteristics of the crime incident, police response to crime reports, and victim perceptions of and satisfaction with police response.

Universe: The adult population (any household member 18 years or older) in major metropolitan areas of the United States.

Sampling: Precincts were selected to represent high- and low-income populations living in high crime areas. Within areas, probability samples were drawn. The sites selected were Boston, MA (Dorchester and Roxbury precincts), and Chicago, IL (Fillmore and Town Hall precincts).

Note: Only Part 1, Contact Data, is documented by a codebook. Part 2, Resident Data, is documented by SAS and SPSS data definition statements. There is, however, considerable overlap between the two files, and the Contact Data codebook can also be used for Resident data. (2) These data are part of a larger study entitled "Field Surveys III: Studies in Crime and Law Enforcement in Major Metropolitan Areas." ICPSR distributes two related data collections: **Patterns of behavior in police and citizen transactions: Boston, Chicago, and Washington, DC, 1966** (ICPSR 9086), and **Attitudes and perceptions of police officers in Boston, Chicago, and Washington, DC, 1966** (ICPSR 9087).

Extent of collection: 2 data files + machine-readable documentation (PDF) + SAS data definition statements + SPSS data definition statements

Extent of processing: DDEF:ICPSR/ SCAN/ REFORM.DOC

Logical record length data format with SAS and SPSS data definition statements

Part 1

Contact data

rectangular file structure

343 cases

377 variables

1,925-unit-long record

1 record per case

Part 2

Resident data

rectangular file structure

1,469 cases

495 variables

1,986-unit-long record

1 record per case

Related publication:

Reiss, A.J., Jr. (ed.)

"Studies in crime and law enforcement in major metropolitan areas." U.S. President's Commission on Law Enforcement and the Administration of Justice Field Survey III, Vol. I, Sections I and II. Washington, DC: U.S. Government Printing Office, 1967.

Riley, K. Jack

Crack, powder cocaine, and heroin: Drug purchase and use patterns in six cities in the United States, 1995-1996

(ICPSR 2564)

Summary: This study was designed to address the practical and policy implications of various drug market participation patterns. In 1995, the Office of National Drug Control Policy (ONDCP) and the National Institute of Justice (NIJ) collaborated on a project called the Procurement Study. This study was executed as an addendum to NIJ's Drug Use Forecasting (DUF) program (**Drug use forecasting in 24 cities in the United States, 1987-1997** [ICPSR 9477]) with the goal of extending previous research in which heroin users were interviewed on various aspects of drug market activity. The present study sought to explore additional features of drug market participation and use, both within and across drug types and cities, and included two additional drugs — powder cocaine and crack cocaine. Data were collected from recently arrested users of powder cocaine, crack cocaine, and heroin in six DUF cities (Chicago, New York, Portland, San Diego, San Antonio, and Washington, DC). Each of the three files in this collection, Crack Data (Part 1), Heroin Data (Part 2), and Powder

Cocaine Data (Part 3), is comprised of data from a procurement interview, urine test variables, and a DUF interview. During the procurement interview, information was collected on purchase and use patterns for specific drugs. Variables from the procurement interview include the respondent's method of using the drug, the term used to refer to the drug, whether the respondent bought the drug in the neighborhood, the number of different dealers the respondent bought the drug from, how the respondent made the connection with the dealer (i.e., street, house, phone, beeper, business/store, or friends), their main drug source, whether the respondent went to someone else if the source was not available, how the respondent coped with not being able to find drugs to buy, whether the respondent got the drug for free, the means by which the respondent obtained money, the quantity and packaging of the drug, and the number of minutes spent searching for, traveling to, and waiting for their last purchase. Urine tests screened for the presence of ten drugs, including marijuana, opiates, cocaine, PCP, methadone, benzodiazepines (Valium), methaqualone, propoxyphene (Darvon), barbiturates, and amphetamines (positive test results for amphetamines were confirmed by gas chromatography). Data from the DUF interview provide detailed information about each arrestee's self-reported use of 15 drugs. For each drug type, arrestees were asked whether they had ever used the drug, the age at which they first used the drug, whether they had used the drug within the past three days, how many days they had used the drug within the past month, whether they had ever needed or felt dependent on the drug, and whether they were dependent on the drug at the time of the interview. Data from the DUF interview instrument also included alcohol/drug treatment history, information about whether arrestees had ever injected drugs, and whether they were influenced by drugs when the crime that they were charged with was committed. The data also include information about whether the arrestee had been to an emergency room for drug-related incidents and whether he or she had had prior arrests in the past 12 months. Demographic data include the age, race, sex, educational attainment, marital status, employment status, and living circumstances of each respondent.

Universe: Recent arrestees in six United States cities.

Sampling: Recent arrestees who had completed the main DUF questionnaire and had reported powder cocaine, crack, or heroin use in the 30 days prior to arrest.

Note: Consistency checks were not performed by ICPSR.

Restrictions: This data collection is restricted from general dissemination. Users interested in obtaining these data should follow the procedures for obtaining restricted-access data collections described in the preface to this catalog.

Extent of collection: 3 data files + machine-readable documentation (PDF) + SAS data definition statements and SPSS data definition statements

Extent of processing: CDBK.ICPSR/ SCAN/ DDEF.ICPSR/ MDATA.ICPSR/ REFORM.DATA/ REFORM.DOC/ UNDOCCHK.ICPSR

Logical record length data format with SAS and SPSS data definition statements

Part 1
Crack data
rectangular file structure
993 cases
392 variables
1,195-unit-long record
1 record per case

Part 2
Heroin data
rectangular file structure
885 cases
371 variables
1,118-unit-long record
1 record per case

Part 3
Powder cocaine data
rectangular file structure
592 cases
391 variables
1,176-unit-long record
1 record per case

Related publication:
Riley, K. Jack.

"Crack, powder cocaine, and heroin: Drug purchase and use patterns in six cities in the United States, 1995-1996" (Research Report). Washington, DC: National Institute of Justice, 1997.

Scrivner, Ellen M.

Role of police psychology in controlling excessive force in 50 large cities in the United States, 1992

(ICPSR 6402)

(included on CD-ROM CD0014)

This study was sponsored by the U.S. Dept. of Justice, National Institute of Justice. The grant number is 92-IJ-CX-0002.

Summary: As part of the development of an information base for subsequent policy initiatives, the National Institute of Justice sponsored a nationwide survey of police psychologists to learn more about the characteristics of officers who abuse force, the types of measures police psychologists recommend to control police violence, and the role of police psychologists in preventing and identifying individual police officers at risk for use of excessive force. Police personnel divisions in 50 large cities were contacted for names and addresses of the police psychologists who provided services to their departments. Data were collected using a telephone interview protocol that included 61 questions. In this study, excessive force was defined as a violation of a police department's use-of-force policy by an incumbent officer that was serious enough to warrant a referral to the police psychologist. Background information collected on respondents included years with the department, years as a police psychologist, if the position was salaried or consultant, and how often the psychologist met with the police chief. A battery of questions pertaining to screening was asked, including whether the psychologist performed pre-employment psychological screening and what methods were used to identify job candidates with a propensity to use excessive force. Questions regarding monitoring procedures asked if and how police officer behavior was monitored and if incumbent officers were tested for propensity to use excessive force. Items concerning police training included which officers the psychologist trained, what types of training covering excessive force were conducted, and what modules should be included in training to reduce excessive force. Information about mental health services was elicited, with questions on whether the psychologist counseled officers charged with excessive force, what models were used, how the psychologist knew if the intervention had been successful, what factors limited the effectiveness of counseling police officers, characteristics of officers prone to use exces-

sive force, how these officers are best identified, and who or what has the most influence on these officers. General opinion questions asked about factors that increase excessive force behavior and what services could be utilized to reduce excessive force.

Universe: Police psychologists serving police departments in cities with populations over 100,000 in the United States.

Sampling: Police psychologists representing 50 of the largest police departments in the United States in cities with populations exceeding 100,000 were chosen. Cities were selected from two sources: *Uniform Crime Reports for the United States* (1990) and the *Jeffers Directory* (1990).

Extent of collection: 1 data file + machine-readable documentation (text) + SAS data definition statements + SPSS data definition statements + data collection instrument

Extent of processing: MDATA.PR/ DDEF.ICPSR/ REFORM.DATA/ UNDOCCHK.ICPSR/ CDBK.ICPSR/ SCAN

Logical record length data format with SAS and SPSS data definition statements

rectangular file structure
65 cases
199 variables
889-unit-long record
1 record per case

Related publication:
Scrivner, Ellen M.

"The role of police psychology in controlling excessive force" (Research Report).
Washington, DC: National Institute of Justice, 1994.

Shannon, Lyle W.

Sanctions in the justice system, 1942-1977: The effects on offenders in Racine, Wisconsin

(ICPSR 8530)

This study was sponsored by the U.S. Dept. of Justice, National Institute of Justice. The grant number is 84-IJ-CX-0013.

Summary: The purpose of this data collection was to evaluate the effectiveness of judicial intervention and varying degrees of sanction

severity by comparing persons who have been processed at the juvenile or adult level in the justice system with persons who have not. The main research question was whether the number of judicial interventions and severity of sanctions had any effects on the seriousness of offenders' future offenses or the decision to desist from such behavior. Variables include characteristics of the person who had the police contact as well as items specific to a particular police contact. Others are the number of police contacts, seriousness of police contacts, severity of sanctions, age, cohort, and decade the contact occurred. Class IV

Universe: Persons in Racine, Wisconsin, born in 1942, 1949, and 1955.

Sampling: The sample population included 6,127 persons from three birth cohorts (1942, 1949, and 1955).

Note: The files are contact-by-contact data files, that is, the contact (not the person) is the unit of analysis. Each contact becomes a record. There can be multiple records (contacts) per individual. Each individual is identified by the variable called UID (Unique Identification Number).

Extent of collection: 2 data files + machine-readable documentation (text)

Card image data format

Part 1
Interview and police contact
rectangular file structure
15,245 cases
198 variables
80-unit-long record
12 records per case

Part 2
Police contact data
rectangular file structure
15,245 cases
96 variables
80-unit-long record
12 records per case

Related publication:
Shannon, L.W.

"More precise evaluation of the effects of sanctions." NJC-103973. Washington, DC: National Institute of Justice, 1986.

"More precise evaluation of the effects of sanctions" (Executive Report). NJC-103974. Washington, DC: National Institute of Justice, 1986.

Sherman, Lawrence W., Patrick R. Gartin, and Michael E. Buerger

**Repeat complaint address policing:
Two field experiments in Minneapolis,
1985-1987**

(ICPSR 9788)

This study was sponsored by the U.S. Dept. of Justice, National Institute of Justice. The grant number is 86-IJ-CX-0037.

Summary: A leading sociological theory of crime is the "routine activities" approach (Cohen and Felson, 1979). The premise of this theory is that the rate of occurrence of crime is affected by the convergence in time and space of three elements: motivated offenders, suitable targets, and the absence of guardianship against crime. The purpose of this study was to provide empirical evidence for the routine activities theory by investigating criminal data on places. This study deviates from traditional criminology research by analyzing places instead of collectivities as units of spatial analysis. There are two phases to this study. The purpose of the first phase was to test whether crime occurs randomly in space or is concentrated in "hot spots." Telephone calls for police service made in 1985 and 1986 to the Minneapolis Police Department were analyzed for patterns and concentration of repeat calls and were statistically tested for randomness. For the second phase of the study, two field experiments were designed to test the effectiveness of a proactive police strategy called Repeat Complaint Address Policing (RECAP). Samples of residential and commercial addresses that generated the most concentrated and most frequent repeat calls were divided into groups of experimental and control addresses, resulting in matched pairs. The experimental addresses were then subjected to a more focused proactive policing. The purposes of the RECAP experimentation were to test the effectiveness of proactive police strategy, as measured through the reduction in the incidence of calls to the police and, in so doing, to provide empirical evidence on the routine activities theory. Variables in this collection include the number of calls for police service in both 1986 and 1987 to the control addresses for each experimental pair, the number of calls for police service in both 1986 and 1987 to the experimental addresses for each experimental pair, numerical differences between calls in 1987 and 1986 for both the control addresses and experimental addresses in each experimental pair, percentage difference between calls in 1987 and 1986 for both the control addresses

and the experimental addresses in each experimental pair, and a variable that indicates whether or not the experimental pair was used in the experimental analysis. The unit of observation for the first phase of the study is the recorded telephone call to the Minneapolis Police Department for police service and assistance. The unit of analysis for the second phase is the matched pair of control and experimental addresses for both the residential and commercial address samples of the RECAP experiments.

Universe: All recorded telephone calls to the Minneapolis Police Department between December 15, 1985, and December 15, 1986, that generated a police patrol dispatch, and all addresses in Minneapolis between 1986 and 1987.

Sampling: In the first phase, 323,979 telephone call records were selected by the investigators from all the calls made to the Minneapolis Police Department's computer-aided dispatching system during the period from December 15, 1985, to December 15, 1986, after deleting from the complete pool all calls that did not generate police patrol dispatches, i.e., fire, ambulance, and administrative police records calls. In the second phase, investigators selected 2,000 addresses with the most calls from the total pool of addresses that generated calls to police. Each address was then labeled as residential or commercial and the lists for these categories were rank-ordered by number of calls. Then the top 250 addresses in each category were identified as RECAP project targets with 125 of these randomly selected as RECAP experimental addresses and the remaining 125 as control addresses.

Extent of collection: 2 data files + machine-readable documentation (text) + SAS data definition statements + SPSS data definition statements

Extent of processing: MDATA.PR/
UNDOCCHK.PR

Logical record length data format with SAS and SPSS data definition statements

Part 1
Commercial raw data
rectangular file structure
125 cases
9 variables
48-unit-long record
1 record per case

Part 3
Residential raw data
rectangular file structure
125 case
9 variables
46-unit-long record
1 record per case

Sherman, Lawrence W., Janell D. Schmidt,
and Dennis P. Rogan

**Milwaukee domestic violence
experiment, 1987-1989**

(ICPSR 9966)

(included on CD-ROMs CD0014 and CD0033)

This study was sponsored by the U.S. Dept. of Justice, National Institute of Justice. The grant number is 86-IJ-CX-K043.

Summary: This study represents a modified replication of the Minneapolis Domestic Violence Experiment (**Specific deterrent effects of arrest for domestic assault: Minneapolis, 1981-1982** [ICPSR 8250]). The Minneapolis study found arrest to be an effective deterrent against repeat domestic violence. The two key purposes of the current study were (1) to examine the possible differences in reactions to arrest, and (2) to compare the effects of short- and long-term incarceration associated with arrest. Research protocol involved 35 patrol officers in four Milwaukee police districts screening domestic violence cases for eligibility, then calling police headquarters to request a randomly assigned disposition. The three possible randomly assigned dispositions were (1) Code 1, which consisted of arrest and at least one night in jail, unless the suspect posted bond, (2) Code 2, which consisted of arrest and immediate release on recognizance from the booking area at police headquarters, or as soon as possible, and (3) Code 3, which consisted of a standard Miranda-style script warning read by police to both suspect and victim. A battered women's shelter hotline system provided the primary measurement of the frequency of violence by the same suspects both before and after each case leading to a randomized police action. Other forms of measurement included arrests of the suspect both before and after the offense, as well as offenses against the same victim. Initial victim interviews were attempted within one month after the first 900 incidents were compiled. A second victim interview was attempted six months after the incident for all

1,200 cases. Data collected for this study included detailed data on each of the 1,200 randomized events, less detailed data on an additional 854 cases found ineligible, "pipeline" data on the frequency of domestic violence in the four Milwaukee police districts, official measures of prior and subsequent domestic violence for both suspects and victims, interviews of arrested suspects for eligible and ineligible cases, criminal justice system dispositions of the randomized arrests, results of urinalysis tests of drug and alcohol use for some arrestees, and log attempts to obtain interviews from suspects and victims. Demographic variables include victim and suspect age, race, education, employment status, and marital status. Additional information obtained includes victim-offender relationships, alcohol and drug use during incident, substance of conflict, nature of victim injury and medical treatment as reported by police and victims, characteristics of suspects in the Code 1 and 2 arrest groups, victim and suspect reports of who called police, and victim and suspect versions of speed of police response.

Universe: Misdemeanor domestic battery incidents.

Sampling: Calls received by the Milwaukee Police regarding misdemeanor domestic assault were screened by police officers to establish eligibility for the experiment. Eligible calls were referred to the Crime Control Institute staff, who randomly assigned one of three treatments. Selection of cases continued until 1,200 eligible cases were obtained.

Note: The Follow-Up Interview Data contain more cases than the Victim Initial Interview Data because the researchers subsequently included some respondents who did not participate in the initial interviews.

Extent of collection: 7 data files + machine-readable documentation (text and PDF) + SAS data definition statements + SPSS data definition statements

Extent of processing: UNDOCCHK.ICPSR/
REFORM.DOC/ DDEF.ICPSR/ MDATA.ICPSR/
REFORM.DATA

Logical record length data format with SAS and SPSS data definition statements

Part 1

Case log data

rectangular file structure
2,054 cases
23 variables
73-unit-long record
1 record per case

Part 2

Criminal justice processing data

rectangular file structure
1,200 cases
26 variables
73-unit-long record
1 record per case

Part 3

Eligible cases data

rectangular file structure
1,200 cases
51 variables
128-unit-long record
1 record per case

Part 4

Hotline data

rectangular file structure
2,767 cases
38 variables
135-unit-long record
1 record per case

Part 5

Suspect history data

rectangular file structure
1,200 cases
129 variables
430-unit-long record
1 record per case

Part 6

Victim initial interview data

rectangular file structure
705 cases
527 variables
854-unit-long record
1 record per case

Part 7

Follow-up interview data

rectangular file structure
921 cases
395 variables
925-unit-long record
1 record per case

Related publications:

Sherman, Lawrence W.

"The Milwaukee domestic violence experiment" (Final Report). Washington, DC: National Institute of Justice, 1990.

Berk, Richard A., and Lawrence W. Sherman
"Specific deterrent effects of arrest for domestic assault." *American Sociological Review* 49 (April 1984), 261-272.

Skogan, Wesley G.

Evaluation of the impact of innovative policing programs on social disorder in seven cities in the United States, 1983-1990

(ICPSR 6215)

(included on CD-ROM CD0024)

This study was sponsored by the U.S. Dept. of Justice, National Institute of Justice. The grant number is 92-IJ-CX-0008.

Summary: This study was designed to permit a "meta-evaluation" of the impact of alternative policing programs on social disorder. Examples of social disorder include bands of teenagers deserting school and congregating on street corners, solicitation by prostitutes and panhandlers, public drinking, vandalism, verbal harassment of women on the street, street violence, and open gambling and drug use. The data used in this study were taken from studies conducted between 1983 and 1990 in seven cities. For this collection, a common set of questions was identified and recoded into a consistent format across studies. The studies were conducted using similar sampling and interviewing procedures, and in almost every case used a quasi-experimental research design. For each target area studied, a different, matched area was designated as a comparison area where no new policing programs were begun. Surveys of residents were conducted in the target and comparison areas before the programs began (Wave I) and again after they had been in operation for a period ranging from ten months to two-and-a-half years (Wave II). The data contain information regarding police visibility and contact, encounters with police, victimization, fear and worry about crime, household protection and personal precautions, neighborhood conditions and problems, and demographic characteristics of respondents including race, marital status, employment status, education, sex, age, and income. The policing methods researched included community-oriented policing and traditional intensive enforcement programs.

Universe: Residents aged 19 years and older in the cities of Houston, Texas; Newark, New Jersey; Baltimore, Maryland; Madison, Wisconsin; Birmingham, Alabama; Oakland, California; and Denver, Colorado.

Sampling: The original studies used random sampling.

Note: Many of the variables in this dataset have a high proportion of missing data. This is primarily because not all questions were asked in each of the original studies. The original studies on which this data collection is based include **Reducing fear of crime: Program evaluation surveys in Newark and Houston, 1983-1984** (ICPSR 8496); **Community policing in Baltimore, 1986-1987** (ICPSR 9401); **Modern policing and the control of illegal drugs: Testing new strategies in Oakland, California, and Birmingham, Alabama, 1987-1989** (ICPSR 9962); **Community policing in Madison, Wisconsin: Evaluation of implementation and impact, 1987-1990** (ICPSR 6480); and **Drugs and police response: Survey of public housing residents in Denver, Colorado, 1989-1990** (ICPSR 6482).

Extent of collection: 1 data file + machine-readable documentation (text) + SAS data definition statements + SPSS data definition statements

Extent of processing: MDATA

Logical record length data format with SAS and SPSS data definition statements

rectangular file structure
8,155 cases
378 variables
397-unit-long record
1 record per case

Related publications:

Skogan, Wesley G.
"The impact of policing on social disorder" (Final Report). Washington, DC: National Institute of Justice, 1993.

Skogan, Wesley G.
"The impact of community policing on neighborhood residents." In Dennis Rosenbaum (ed.), *Community policing*. Sage Publications, 1994, pp. 167-181.

Spelman, William, and Dale K. Brown

Calling the police: Citizen reporting of serious crime, 1979

(ICPSR 8185)

This study was sponsored by the U.S. Dept. of Justice, National Institute of Justice. The grant number is 78-NI-AX-0107.

Summary: This dataset replicates the citizen reporting component of **Police response time analysis, 1975** (ICPSR 7760). Information is included on 4,095 reported incidents of aggravated assault, auto theft, burglary, larceny/theft offenses, forcible rape, and robbery. The data cover citizen calls to police between April 21 and December 7, 1979. There are four files in this collection, one each for Jacksonville, Florida, Peoria, Illinois, Rochester, New York, and San Diego, California. The data are taken from police dispatch records and police interviews of citizens who requested police assistance. Variables taken from the dispatch records include the dispatch time, call priority, police travel time, age, sex, and race of the caller, response code, number of suspects, and area of the city in which the call originated. Variables taken from the citizen interviews include respondent's role in the incident (victim, caller, victim-caller, witness-caller), incident location, relationship of caller to victim, number of victims, identification of suspect, and interaction with police.

Extent of collection: 4 data files + machine-readable documentation (PDF)

Extent of processing: REFORM.DOC/ SCAN

Card image data format

Part 1

Jacksonville, Florida
rectangular file structure
1,303 cases
approx. 250 variables
80-unit-long record
10 records per case

Part 2

Peoria, Illinois
rectangular file structure
710 cases
approx. 250 variables
80-unit-long record
10 records per case

Part 3

Rochester, New York
rectangular file structure
886 cases
approx. 250 variables
80-unit-long record
10 records per case

Part 4

San Diego, California
rectangular file structure
1,196 cases
approx. 250 variables
80-unit-long record
10 records per case

Stillman, Frances A.

**Concerns of police survivors, 1986:
[United States]**

(ICPSR 9327)

(included on CD-ROM CD0014)

This study was sponsored by the U.S. Dept. of Justice, National Institute of Justice. The grant number is 85-IJ-CX-0012.

Summary: This data collection was designed to assess the impact of line-of-duty deaths of law enforcement officers on their family members in terms of the psychological, emotional, and financial effects. To assess the impact of the traumatic event, a wide variety of clinical and psychiatric measures of psychological disorder were employed. The data are stored in two files. Included in the first file are variables concerning the respondent's personal characteristics such as age, sex, ethnic origin, marital status, educational level, relationship to deceased officer, and employment. Also included are experiences and emotional reactions to the death of the officer and clinical symptoms of psychological distress. The file also offers information on the deceased officer's demographic characteristics such as age at time of death, sex, ethnic origin, educational level, number of times married, and number of years in law enforcement, as well as the date and time of the incident. The second file contains variables on the respondent's relationship with friends and relatives before and after the traumatic event, behavioral changes of survivors' children following the death, financial impacts on survivors, and satisfaction with treatment and responses received from police departments.

Universe: Surviving spouses of police officers killed between November 1982 and February 1986 in the United States.

Restrictions: Data also were collected on the reactions of police department officials, but this file was not made available for archiving. For further information, contact the principal investigator directly.

Extent of collection: 2 data files + machine-readable documentation (text) + SAS data definition statements + SPSS data definition statements + data collection instrument

Extent of processing: CDBK.ICPSR/ SCAN/ DDEF.ICPSR/ MDATA.ICPSR/ RECODE/ UNDOCCHK.ICPSR

Logical record length data format with SAS and SPSS data definition statements

Part 1

Survivor demographic information

rectangular file structure

175 cases

182 variables

248-unit-long record

1 record per case

Part 2

Survivor relationship information

rectangular file structure

175 cases

78 variables

91-unit-long record

1 record per case

Related publications:

Stillman, F.

"Line-of-duty deaths: Survivor and departmental responses" (Research in Brief). Washington DC: National Institute of Justice, 1987.

Stillman, Frances A.

"Psychological responses of surviving spouses of public safety officers killed accidentally or feloniously in the line of duty." Unpublished Ph.D. dissertation, Johns Hopkins University, Baltimore, MD, 1986.

Teplin, Linda A.

Keeping the peace: Police discretion and the mentally disordered in Chicago, 1980-1981

(ICPSR 8438)

This study was sponsored by the U.S. Dept. of Justice, National Institute of Justice. The grant number is 81-JJ-CX-4079.

Summary: Data on police-citizen encounters were collected to explore the peace-keeping functions of the police and their handling of encounters with mentally ill persons. The data were gathered through observations by researchers riding in police cars in two Chicago police districts during a 14-month period in 1980-1981. There are two parts to this dataset. First, information was collected once per shift on the general level of activity during the shift and the observer's perceptions of emotions/ attitudes displayed by the police officers he/she observed. Also, information is included for each of the 270 shifts about the personal characteristics, work history, and working relationships of the police officers observed. The second part of the dataset contains detailed information on each police-citizen encounter including its nature, location, police actions and/or responses, citizens involved, and their characteristics and behavior. A unique and consistent shift identification number is attached to each encounter so that information about police officer characteristics from the first ("shift-level") part of the dataset may be matched with the second ("encounter-level") part. There are 1,382 police-citizen encounters involving 2,555 citizens in this collection, and the data reside in two files. There are three cards per case in the Shift Level Data File and sixteen cards per case in the Encounter Level Data File. Missing data were recoded to 9's by the Principal Investigator and can mean either actual missing data or unknown or inapplicable data. The logical record length of both files is 80 characters. Class IV

Extent of collection: 2 data files + machine-readable documentation (text)

Travis, Lawrence F., III, and Beth A. Sanders

Effects of community policing on tasks of street-level police officers in Ohio, 1981 and 1996

(ICPSR 2481)

This study was sponsored by the U.S. Dept. of Justice, National Institute of Justice. The grant number is 95-IJ-CX-0074

Summary: These data were collected to analyze the impact of community-oriented policing (COP) on job assignments of police officers in Ohio. The study compared the self-reported job tasks of police officers in 1981 to those in 1996 to determine if job tasks had changed over time, if they differed between officers in departments pursuing community policing, or if they differed between officers assigned as "community policing" officers and those having more traditional assignments. The 1981 Ohio Peace Officer Task Analysis Survey was conducted to measure police officer tasks. A total of 1,989 police officers from over 300 Ohio police agencies responded to that survey. Recognizing that community policing had not yet begun to enjoy popularity when the first sample of officers was questioned in 1981 and that the job of policing and the training needs of peace officers had changed over the past 15 years, the Ohio Office of Criminal Justice Services again conducted a task analysis survey of a sample of police officers throughout the state in 1996. The 1996 survey instrument included 23 items taken directly from the earlier survey. These 23 items are the only variables from the 1981 survey that are included in this dataset, and they form the basis of the study's comparisons. A total of 1,689 officers from 229 police departments responded to the 1996 survey. Additionally, while the 1996 Peace Officer Task Analysis survey was in the field, the local police agencies included in the survey sample were asked to complete a separate agency survey to determine if they had a community policing program. A total of 180 departments returned responses to this agency survey. Background questions for the 1981 and 1996 task analysis surveys included police officers' age, race, sex, and job satisfaction. Items concerning police officers' job tasks covered frequency of conducting field searches of arrested persons, handcuffing suspects, impounding property, participating in raids, patrolling on foot, giving street directions, mediating family disputes, and engaging in school visits. The 1996 agency questionnaire gathered data on whether the

police department had a COP program or a mission statement that emphasized community involvement, whether the COP program had an actual implementation date and a full-time supervisor, whether the respondents were currently assigned as COP officers, and whether the department's COP officers had had supplemental training.

Universe: All police officers in Ohio.

Sampling: Agencies having at least one full-time officer were sampled for the agency survey, and individual police officers were randomly selected from the agencies that received the agency survey.

Extent of collection: 1 data file + machine-readable documentation (PDF) + SAS data definition statements + SPSS data definition statements

Extent of processing: CDBK.ICPSR/ SCAN/ DDEF.ICPSR/ MDATA.ICPSR/ REFORM.DATA/ REFORM.DOC/ UNDOCCHK.ICPSR

Logical record length data format with SAS and SPSS data definition statements

rectangular file structure
3,678 cases
36 variables
40-unit-long record
1 record per case

Related publication:

Travis, Lawrence F., and Beth A. Sanders
"Community policing activities: The Ohio task analysis project" (Final Report).
Washington, DC: National Institute of Justice, 1997.

Uchida, Craig D., and Laure W. Brooks

Violence against police: Baltimore County, Maryland, 1984-1986

(ICPSR 9347)

This study was sponsored by the U.S. Dept. of Justice, National Institute of Justice. The grant number is 86-IJ-CX-0022.

Summary: This data collection examines individual and situational characteristics of nonfatal assaults on police officers in the Baltimore County Police Department. In the assault data, variables include: (1) information on the officer such as age, race, sex, height,

weight, education, rank, assignment, years of experience, weapon, and injury sustained, (2) information on the offender(s) such as age, race, sex, height, weight, weapon, injury sustained, and arrest status, and (3) information on the actual situation and incident itself such as type of call anticipated, type of call encountered, type of location, numbers of persons present (by role, e.g., assaulter, non-assaulter, complainant, etc.), type of initial officer action, actions of suspect before assault, sobriety/drug use by suspects, and final disposition. The calls for service data were collected to provide an indication of the frequency of various types of calls. In these data, variables include time of call, initial call category, disposition code, and sheet ID.

Universe: All calls for service in Baltimore County, Maryland, from 1984 through 1986.

Sampling: For Part 2, Calls for Service Data, an activity sample was based on calls for police services that were received between January 1, 1987, and March 31, 1987. From this 90-day period, 14 days of calls were randomly selected.

Extent of collection: 2 data files + SAS data definition statements (for Part 1 only) + SPSS data definition statements (for Part 1 only)

Extent of processing: CDBK.ICPSR/ RECODE/ DDEF.ICPSR/ MDATA.ICPSR/ UNDOCCHK.ICPSR

Logical record length data format, with SAS and SPSS data definition statements and SPSSx export file for Part 1 only

Part 1

Assaults data (raw data)

rectangular file structure

1,550 cases

110 variables

468-unit-long record

1 record per case

Part 2

Calls for service data

rectangular file structure

15,196 cases

4 variables

80-unit-long record

1 record per case

Related publication:

Uchida, C.D., and L.W. Brooks

"Violence against the police: Assaults on Baltimore County police, 1984-1986" (Final Report). NCJ 115332. Washington, DC: National Institute of Justice, 1988.

Uchida, Craig D., and Timothy S. Bynum

Effects of "United States vs. Leon" on police search warrant practices, 1984-1985

(ICPSR 9348)

This study was sponsored by the U.S. Dept. of Justice, National Institute of Justice. The grant number is 85-IJ-CX-0015.

Summary: This data collection examines the impact of the Supreme Court decision in "United States vs. Leon" on police search warrant applications in seven jurisdictions. For this collection, which is one of the few data collections currently available for the study of warrant activities, data were gathered from search warrant applications filed during a three-month period before the Leon decision and three months after it. Each warrant application can be tracked through the criminal justice system to its disposition. The file contains variables on the contents of the warrant such as rank of applicant, specific area of search, offense type, material sought, basis of evidence, status of informants, and reference to good faith. Additional variables concern the results of the warrant application and include items such as materials seized, arrest made, cases charged by prosecutor, type of attorney, whether a motion to suppress the warrant was filed, outcomes of motions, appeal status, and number of arrestees. Class IV

Universe: All search warrants filed in the United States in 1984 and 1985.

Extent of collection: 7 data files

Card image data format

Part 1

Jurisdiction of river

rectangular file structure

237 cases

235 variables

80-unit-long record

4 records per case

Part 2

Jurisdiction of mountain

rectangular file structure

87 cases

235 variables

80-unit-long record

4 records per case

Part 3
Jurisdiction of plains
rectangular file structure
302 cases
235 variables
80-unit-long record
4 records per case

Part 4
Jurisdiction of border
rectangular file structure
312 cases
235 variables
80-unit-long record
4 records per case

Part 5
Jurisdiction of hill
rectangular file structure
258 cases
235 variables
80-unit-long record
4 records per case

Part 6
Jurisdiction of forest
rectangular file structure
209 cases
235 variables
80-unit-long record
4 records per case

Part 7
Jurisdiction of harbor
rectangular file structure
735 cases
235 variables
80-unit-long record
4 records per case

Related publications:
Uchida, C.D., T. Bynum, D. Rogan, and
D. Murasky
"Acting in good faith: The effects of United
States vs. Leon on the police and courts."
Arizona Law Review 30 (1988), 467-495.
Uchida, C.D., T. Bynum, D. Rogan, and
D. Murasky
"The effects of United States vs. Leon on
the police search warrant practices" (Re-
search in Action, NCJ 106630). Washing-
ton, DC: National Institute of Justice,
1987.

Uchida, Craig D., Brian Forst, and
Sampson O. Annan

**Modern policing and the control of
illegal drugs: Testing new strategies in
Oakland, California, and Birmingham,
Alabama, 1987-1989**

(ICPSR 9962)

This study was sponsored by the U.S. Dept.
of Justice, National Institute of Justice. The
grant numbers are 87-IJ-CX-0058 and 87-IJ-
CX-0015.

Summary: These data were collected in Oak-
land, California, and Birmingham, Alabama,
to examine the effectiveness of alternative
drug enforcement strategies. A further objec-
tive was to compare the relative effectiveness
of strategies drawn from professional- versus
community-oriented models of policing. The
professional model emphasizes police re-
sponsibility for crime control, whereas the
community model stresses the importance of
a police-citizen partnership in crime control.
At each site, experimental treatments were
applied to selected police beats. The Oak-
land Police Department implemented a high-
visibility enforcement effort consisting of un-
dercover buy-bust operations, aggressive pa-
trols, and motor vehicle stops, while the Bir-
mingham Police Department engaged in
somewhat less visible buy-busts and sting
operations. Both departments attempted a
community-oriented approach involving
door-to-door contacts with residents. In Oak-
land, four beats were studied: One beat used
a special drug enforcement unit, another
used a door-to-door community policing
strategy, a third used a combination of these
approaches, and the fourth beat served as a
control group. In Birmingham, three beats
were chosen: Drug enforcement was con-
ducted by the narcotics unit in one beat;
door-to-door policing, as in Oakland, was
used in another beat; and a police substation
was established in the third beat. To evaluate
the effectiveness of these alternative strate-
gies, data were collected from three sources.
First, a panel survey was administered in two
waves on a pre-test/post-test basis. The panel
survey data addressed the ways in which
citizens' perceptions of drug activity, crime
problems, neighborhood safety, and police
service were affected by the various policing
strategies. Second, structured observations
of police and citizen encounters were made
in Oakland during the periods the treatments
were in effect. Observers trained by the re-
searchers recorded information regarding
the roles and behaviors of police and citizens

as well as police compliance with the experiment's procedures. And third, to assess the impact of the alternative strategies on crime rates, reported crime data were collected for time periods before and during the experimental treatment periods, both in the targeted beats and city-wide. Class III

Universe: For the panel surveys, the universe consisted of residents, 18 years and older, residing in the target beats. In Oakland, the sample of structured observations was drawn from a universe of Special Duty Unit 3 patrols conducted during the treatment period.

Sampling: A random sample was used to select respondents for Wave I of the panel surveys. This resulted in 787 and 580 respondents in Oakland and Birmingham, respectively. Wave II panel members were the Wave I respondents reduced by attrition. Wave II respondents totaled 506 and 438 for Oakland and Birmingham, respectively. Police patrols were selected for observation on a judgmental basis. In Oakland, 82 out of 220 (37 percent) Special Duty Unit 3 tours were observed. The crime data cover reported crime during the periods January 1987–April 1989 and January 1987–September 1989 for Oakland and Birmingham, respectively.

Extent of collection: 9 data files + machine-readable documentation (text) + SAS data definition statements + SPSS data definition statements + data collection instruments + SPSS processing files

Extent of processing: RECODE/ MDATA/ UNDOCCHK.ICPSR

Logical record length data format with SAS and SPSS data definition statements

Part 1
Birmingham Wave I data
rectangular file structure
580 cases
190 variables
264-unit-long record
1 record per case

Part 2
Birmingham Wave II data
rectangular file structure
438 cases
209 variables
313-unit-long record
1 record per case

Part 3
Birmingham selected questions, Waves I and II
rectangular file structure
411 cases
307 variables
593-unit-long record
1 record per case

Part 4
Birmingham crime and arrest data
rectangular file structure
2,223 cases
54 variables
172-unit-long record
1 record per case

Part 5
Oakland Wave I data
rectangular file structure
787 cases
197 variables
297-unit-long record
1 record per case

Part 6
Oakland Wave II data
rectangular file structure
506 cases
233 variables
319-unit-long record
1 record per case

Part 7
Oakland selected questions, Waves I and II
rectangular file structure
484 cases
280 variables
406-unit-long record
1 record per case

Part 8
Oakland police-citizen encounters with no arrests
rectangular file structure
130 cases
43 variables
77-unit-long record
1 record per case

Part 9
Oakland police-citizen encounters with arrests
rectangular file structure
353 cases
129 variables
337-unit-long record
1 record per case

Van Duizend, Richard, L. Paul Sutton, and Charlotte A. Carter

Search warrant procedures in seven cities, 1984: [United States]

(ICPSR 8254)

This study was sponsored by the U.S. Dept. of Justice, National Institute of Justice. The grant numbers are 80-IJ-CX-0089 and 80-IJ-CX-0086.

Summary: These data were collected by the National Center of State Courts in seven unnamed cities. Court cases were identified in one of three ways: (1) observation during real-time interviews; (2) court records of real-time interviews; or (3) court records of historical cases. The variables in this dataset include the rank of the law enforcement officer applying for the warrant; the type of agency applying for the warrant; general object of the search requested; specific area to be searched; type of crime being investigated; central offense named in the warrant; evidence upon which the warrant application is based; and disposition of the warrant application. The data contain 128 variables, and have a logical record length of 80 characters. The data file has 8,352 records. There is also a file of SPSS data definition statements. Class IV

Weisel, Deborah Lamm

Survey of drug enforcement tactics of law enforcement agencies in the United States, 1992

(ICPSR 6506)

(included on CD-ROM CD0014)

This study was sponsored by the U.S. Dept. of Justice, National Institute of Justice. The grant number is 91-DD-CX-0045.

Summary: This program evaluation study is intended to capture fully the universe of drug enforcement tactics available in the United States and to assess trends in drug enforcement. The primary objective of the study was to learn more about the application of anti-drug tactics by police: What tactics are used by police to address drug use problems? How widely are these tactics used? What new and innovative tactics are being developed and applied by police? What anti-drug

tactics are most effective or show some promise of effectiveness? To answer these questions, state and local law enforcement agencies serving populations of 50,000 or more were mailed surveys. The survey was administered to both patrol and investigation units in the law enforcement agencies. This dual pattern of administration was intended to capture the extent to which the techniques of one unit had been applied by another. The questionnaire consisted primarily of dichotomous survey questions on anti-drug tactics that could be answered "yes" or "no". In each of the 14 categories of tactics, respondents were encouraged to add other previously unidentified or unspecified tactics in use in their agencies. These open-ended questions were designed to insure that a final list of anti-drug tactics would be truly comprehensive and capture the universe of drug tactics in use. In addition to questions regarding structural dimensions of anti-drug tactics, the survey also collected standardized information about the law enforcement agency, including agency size, demographic characteristics and size of the agency's service population, and a description of the relative size and nature of the jurisdiction's drug problems.

Universe: State and local law enforcement agencies in the United States serving populations of 50,000 or more.

Sampling: Nearly 750 state and local law enforcement agencies serving populations of 50,000 or more were mailed surveys. A total of 630 (323 investigation, 307 patrol) respondents (84 percent) replied to the survey.

Extent of collection: 2 data files + machine-readable documentation (PDF) + SAS data definition statements + SPSS data definition statements + data collection instruments

Extent of processing: DDEF.ICPSR/MDATA.PR/REFORM.DATA/CDBK.ICPSR/UNDOCCHK.ICPSR/SCAN/REFORM.DOC

Logical record length data format with SAS and SPSS data definition statements

**Part 1
Investigation unit data**
rectangular file structure
323 cases
208 variables
992-unit-long record
2 records per case

Part 2

Patrol unit data

rectangular file structure
307 cases
203 variables
955-unit-long record
2 records per case

Related publications:

Weisel, Deborah Lamm

"Survey of drug enforcement tactics of law enforcement agencies in the United States, 1992" (Final Report). Washington, DC: Police Executive Research Forum, 1992.

Weisel, D.L.

"Police antidrug tactics: New approaches and applications." NCJ 161233. Washington, DC: National Institute of Justice, 1996.

Weiss, Alexander

Communication of innovation in policing in the United States, 1996

(ICPSR 2480)

This study was sponsored by the U.S. Dept. of Justice, National Institute of Justice. The grant number is 95-IJ-CX-0052.

Summary: These data were collected to examine the patterns of communication among police planners in the United States. The focus was on information-sharing, in which police planners and others contact other law enforcement agencies directly to gather the information they need to manage their departments. This study examined this informal network and its role in the dissemination of police research. The Police Communication Network Survey was mailed to the chief executives of 517 local departments and all 49 state police and highway patrol organizations in March 1996. The chief was asked to forward the questionnaire to the commander of the department's planning and research unit. Questions covered the agency most frequently contacted, how frequently this agency was contacted, mode of communication used most often, why this agency was contacted, and the agency most likely contacted on topics such as domestic violence, deadly force, gangs, community policing, problem-oriented policing, drug enforcement strategies, civil liability, labor relations, personnel administration, accreditation, and police traffic services. Information was also elicited on

the number of times different law enforcement agencies contacted the respondent's agency in the past year, the percentage of time devoted to responding to requests for information from other agencies, and the amount of training the respondent and the staff received on the logic of social research, research design, statistics, operation research, cost-benefit analysis, evaluation research, and computing. Demographic variables include respondent's agency name, position, rank, number of years of police experience, number of years in the planning and research unit, and highest degree attained.

Universe: All police departments in the United States.

Sampling: All full-service local police organizations with 100 or more sworn officers and all 49 state police and highway patrol organizations in the United States.

Extent of collection: 1 data file + machine-readable documentation (PDF) + SAS data definition statements + SPSS data definition statements

Extent of processing: DDEF.ICPSR/ SCAN/ MDATA.PR/ REFORM.DATA/ REFORM.DOC/ UNDOCCHK.ICPSR

Logical record length data format with SAS and SPSS data definition statements

rectangular file structure
416 cases
53 variables
112-unit-long record
1 record per case

Related publication:

Weiss, Alexander

"Enhancing the dissemination of innovation in community policing: The role of information sharing" (Final Report). Washington, DC: National Institute of Justice, 1997.

Wood, Darryl

Turnover among Alaska village public safety officers, 1994-1999

(ICPSR 2938)

This study was sponsored by the U.S. Dept. of Justice, National Institute of Justice. The grant number is 98-IJ-CX-0035.

Summary: The study was designed to examine the high turnover rate in Alaska's Village Public Safety Officers (VPSO) program. The goals were to help guide the design of future delivery of public safety services to Alaska villages and to add to what was a limited understanding of policing in places with tiny populations. The survey instrument was administered to former and currently-serving VPSOs from October 1998 to January 1999. Information was collected on the respondent's motivation for becoming a VPSO; length of time working as a VPSO; if the respondent was satisfied with the pay, retirement benefits, training, housing, and safety; if it was difficult for the respondent to enforce laws against relatives; their perception of the community's support and expectations; and their job-related stresses, role conflicts, duties, and demands. Those who had left the job were also asked about their post-VPSO employment. Demographic variables include the respondent's age, race, sex, marital status, education, military experience, and whether the officer was an Alaska Native.

Universe: Former and current Village Public Safety Officers in Alaska.

Sampling: Convenience sampling.

Extent of collection: 1 data file + machine-readable documentation (PDF) + SAS data definition statements + SPSS data definition statements

Extent of processing: UNDOCCHK.ICPSR/
CDBK.ICPSR/ DDEF.ICPSR/ MDATA.ICPSR/
REFORM.DATA/ REFORM.DOC

Logical record length data format with SAS and SPSS data definition statements

rectangular file structure
122 cases
238 variables
403-unit-long record
1 record per case

Related publication:
Wood, Darryl.

"Turnover among Alaska village public safety officers: An examination of the factors associated with attrition" (Final Report). Washington, DC: National Institute of Justice, 2000.

Wycoff, Mary Ann

National survey of investigations in the community policing context, 1997

(ICPSR 3283)

This study was sponsored by U. S. Dept. of Justice. National Institute of Justice. The grant number is 96-IJ-CX-0081.

Summary: This survey collected descriptive information from municipal police departments and sheriffs offices across the United States to determine whether the departments had implemented community policing, how their investigative functions were organized, and the ways in which their investigative organizational structure may have been modified to accommodate a community policing approach. The research project involved a national mail survey of municipal police departments and sheriffs offices in all jurisdictions with populations of more than 50,000 and 100 or more sworn officers. The survey was mailed in the late fall of 1997. Data contain responses from 405 municipal departments and 196 sheriffs offices. Questionnaires were similar but were modified depending on whether they were sent to municipal or sheriffs agencies. Data generated by the questionnaires provide descriptive information about the agencies, including agency type, state, size of population served, number of full-time and part-time sworn and civilian personnel, number of auxiliary and rescue personnel, number of detectives, whether the sworn personnel were represented by a bargaining unit, and if the agency was accredited. Respondents reported whether community policing had been implemented and, if so, identified various features that described community policing as it was structured in their agency, including year implementation began, number of sworn personnel with assignments that included community policing activities, and if someone was specifically responsible for overseeing community policing activities or implementation. Also elicited was information about the organization of the investigative function, including number of sworn personnel assigned specifically to the investigative/detective function, the organizational structure of this function, location and assignment of investigators or the investigative function, specialization of detectives/investigators, their pay scale compared to patrol officers, their relationship with patrol officers, and their chain-of-command. Finally, respondents reported whether the investigative structure or function had been modified to accommodate a

community policing approach, and if so, the year the changes were first implemented.

Universe: All municipal police departments and sheriffs offices in the United States serving jurisdictions with populations greater than 50,000 and with 100 or more sworn officers in 1997

Sampling: Municipal police departments and sheriffs offices serving jurisdictions in the United States with populations of more than 50,000 and having 100 or more sworn officers

Extent of collection: 1 data file + machine-readable documentation + SAS data definition statements + SPSS data definition statements

Extent of processing: MDATA.PR/ REFORM.DATA/ REFORM.DOC/ SCAN/ UNDOCCHK.ICPSR/ CD-BK.ICPSR/ DDEF.ICPSR

Logical record length data format with SAS and SPSS data definition statements

rectangular file structure

601 cases

62 variables

125-unit-long record

1 record per case

Related publications:

Wycoff, Mary Ann

"Investigations in the community policing context" (Final report). NCJ 189568. National Institute of Justice, 2001.

Wycoff, Mary Ann, and Colleen A. Cosgrove

"Investigating in the community policing context" (executive summary). NCJ 189569. National Institute of Justice, 2001.

Wycoff, Mary Ann, and Wesley G. Skogan

Community policing in Madison, Wisconsin: Evaluation of implementation and impact, 1987-1990

(ICPSR 6480)

(included on CD-ROM CD0024)

Summary: This study sought to evaluate the Madison, Wisconsin, Police Department's creation of a new organizational design (both structural and managerial) that was intended to support community-oriented and problem-oriented policing. One-sixth of the organization serving approximately one-sixth of the community was used as a test site for the

new community policing approach. This Experimental Police District (EPD) was charged with implementing "quality policing," which emphasized quality of service delivery, quality of life in the community, and quality of life in the workplace. For the first part of the program evaluation, attitude changes among officers working in the EPD were compared with those of officers working in the rest of the police department. Part 1, Commissioned Personnel Data, Wave 1, contains responses from 269 commissioned personnel surveyed in December 1987, before the creation of the EPD. Part 2, Commissioned Personnel Data, Wave 2, consists of responses from 264 police officers who completed a Wave 2 survey in December 1988, and Part 3, Commissioned Personnel Data, Wave 3, supplies responses from 230 police officers who completed a Wave 3 survey in December 1989. Although the analysis was to be based on a panel design, efforts were made to survey all commissioned personnel during each survey administration period. Police personnel provided their assessments on how successfully quality leadership had been implemented, the extent to which they worked closely with and received feedback from other officers, the amount of their interaction with detectives, the amount of time available for problem-solving, ease of arranging schedules, safety of working conditions, satisfaction with working conditions, type of work they performed, their supervisor, commitment to the department, attitudes related to community policing and problem-solving, perception of their relationship with the community, views of human nature, attitudes toward change, attitudes toward decentralization, and demographic information. As the second part of the program evaluation, attitude changes among residents served by the EPD were compared with those of residents in the rest of the city. These data are presented in Part 4, Residents Data, Waves 1 and 2. Data for Wave 1 consist of personal interviews with a random sample of 1,166 Madison residents in February and March 1988, prior to the opening of the EPD station. During the second wave, Wave 1 respondents were interviewed by telephone in February and March 1990. Residents provided their perceptions of police presence, frequency and quality of police-citizen contacts, estimates of the magnitude of various problems in their neighborhoods, evaluation of the problem-solving efforts of the police, perception of neighborhood conditions, levels of fear of crime, personal experience of victimization, knowledge of victimization of other residents, and demographic information.

Universe: Police officers in the Madison Police Department and residents of the city of Madison, Wisconsin.

Sampling: The EPD program site was not randomly selected, but was selected by the department, based on several indicators of need. Police officers were also not randomly assigned to work in the EPD, but were allowed to bid for assignments in the EPD. Households for the resident survey were randomly selected from the 1980 Census block statistics, excluding city blocks that consisted primarily of business areas or student housing.

Extent of collection: 4 data files + machine-readable documentation (text) + SAS data definition statements + SPSS data definition statements + data collection instruments

Extent of processing: UNDOCCHK.ICPSR/
REFORM.DATA/ REFORM.DOC/ CDBK.ICPSR/
MDATA.PR/ DDEF.ICPSR

Logical record length data format with SAS and SPSS data definition statements

Part 1

Commissioned personnel data, Wave 1

rectangular file structure

269 cases

329 variables

352-unit-long record

1 record per case

Part 2

Commissioned personnel data, Wave 2

rectangular file structure

264 cases

400 variables

413-unit-long record

1 record per case

Part 3

Commissioned personnel data, Wave 3

rectangular file structure

230 cases

480 variables

504-unit-long record

1 record per case

Part 4

Residents data, Waves 1 and 2

rectangular file structure

1,166 cases

361 variables

616-unit-long record

1 record per case

Related publications:

Wycoff, Mary Ann, and Wesley G. Skogan
"Community policing in Madison: Quality from the inside out. An evaluation of implementation and impact" (Final Report). Washington, DC: National Institute of Justice, 1993.

Wycoff, Mary Ann, and Wesley G. Skogan
"Community policing in Madison: An analysis of implementation and impact." In Dennis P. Rosenbaum (ed.), *The challenge of community policing: Testing the promises*. Newbury Park, CA: Sage Publications, 1994, 75-91.

Wycoff, Mary Ann, and Wesley G. Skogan
"The effect of a community policing management style on officers' attitudes." *Crime and Delinquency* 40 (July 1994), 371-383.

SEE ALSO...

The following data collections contain information related to topics covered in this chapter. For full descriptions of these studies, consult the chapters indicated.

Davis, Robert C., Barbara E. Smith, and Susan W. Hillenbrand. **Reporting of drug-related crimes: Resident and police perspectives in the United States, 1988-1990** (ICPSR 9925) See XI. Drugs, alcohol, and crime

Triplett, Ruth, et al. **City police expenditures, 1946-1985: [United States]** (ICPSR 8706) See VI. Criminal justice system

X. Victimization

Beatty, David, Susan Smith Howley, and Dean G. Kilpatrick

Impact of constitutional and statutory protection on crime victims' rights in four states in the United States, 1995

(ICPSR 2467)

(included on CD-ROM CD0033)

This study was sponsored by the U.S. Dept. of Justice, National Institute of Justice. The grant number is 93-IJ-CX-K003.

Summary: This survey of crime victims was undertaken to determine whether state constitutional amendments and other legal measures designed to protect crime victims' rights had been effective. It was designed to test the hypothesis that the strength of legal protection for victims' rights has a measurable impact on how victims are treated by the criminal justice system and on their perceptions of the system. A related hypothesis was that victims from states with strong legal protection would have more favorable experiences and greater satisfaction with the system than those from states where legal protection is weak. The Victim Survey (Parts 1, 4-7) collected information on when and where the crime occurred, characteristics of the perpetrators, use of force, police response, victim services, type of information given to the victim by the criminal justice system, the victim's level of participation in the criminal justice system, how the case ended, sentencing and restitution, the victim's satisfaction with the criminal justice system, the effects of the crime on the victim. Demographic variables in the file include age, race, sex, education, employment, and income. In addition to the victim survey, criminal justice and victim assistance professionals at the state and local levels were surveyed because these professionals affect crime victims' ability to recover from and cope with the aftermath of the offense and the stress of participation in the criminal justice system. The Survey of State Officials (Parts 2 and 8) collected data on officials' opinions of the criminal justice system,

level of funding for the agency, types of victims' rights provided by the state, how victims' rights provisions had changed the criminal justice system, advantages and disadvantages of such legislation, and recommendations for future legislation. The Survey of Local Officials (Parts 3 and 9) collected data on officials' opinions of the criminal justice system, level of funding, victims' rights to information about and participation in the criminal justice process, victim impact statements, and restitution.

Universe: Crime victims, criminal justice officials, and victim assistance professionals in the United States.

Sampling: Two weak and two strong states were selected from a ranking of the strength of states with respect to protecting crime victims' rights. The selected states provided researchers with lists of adult crime victims, who were then contacted for the victim survey. State and local criminal justice officials were selected from a list compiled by the National Center for Victims of Crime.

Note: (1) ICPSR was unable to verify the meaning of all of the variables and values in the data files prior to releasing this study. ICPSR will continue to work with the principal investigators to clarify all undocumented information in the files, and the collection will be updated when all unanswered questions have been resolved. (2) ICPSR has blanked all geographic identifiers, including state names, in all files in order to protect respondent confidentiality. Names and profanity were deleted as well. (3) Parts 4-9 are ASCII text files that consist of verbatim responses to open-ended survey questions.

Extent of collection: 9 data files + machine-readable documentation (PDF) + SAS data definition statements + SPSS data definition statements

Extent of processing: CDBK.ICPSR/
DDEF.ICPSR/ MDATA.ICPSR/ REFORM.DATA/
REFORM.DOC/ UNDOCCHK.ICPSR

Logical record length data format with SAS and SPSS data definition statements

Part 1

Victim survey

rectangular file structure
1,308 cases
446 variables
596-unit-long record
1 record per case

Part 2

Survey of state officials

rectangular file structure
53 cases
35 variables
37-unit-long record
1 record per case

Part 3

Survey of local officials

rectangular file structure
145 cases
433 variables
518-unit-long record
1 record per case

Parts 4-5

Verbatim responses to victim survey in strong state 1 and state 2

108- and 103-unit-long record
1 record per case

Parts 6-7

Verbatim responses to victim survey in weak state 1 and state 2

105- and 101-unit-long record
1 record per case

Part 8

Verbatim responses to survey of state officials

101-unit-long record
1 record per case

Part 9

Verbatim responses to survey of local officials

99-unit-long record
1 record per case

Related publication:

Beatty, David, Susan Smith Howley, and Dean G. Kilpatrick

"Statutory and constitutional protection of victims' rights: Implementation and impact on crime victims" (Final Report). Washington, DC: National Institute of Justice, 1996.

Best, Connie L.

Hospital-based victim assistance for physically injured crime victims in Charleston, South Carolina, 1990-1991

(ICPSR 6719)

Summary: The central purpose of this study was to provide descriptive information about hospitalized crime victims. More specifically, patients' knowledge of victim services, the legal justice system, and victims' rights were explored through their use of medical and dental services. From July 1, 1990, to June 30, 1991, the project staff obtained daily reports from the Medical University of South Carolina (MUSC) Admissions Office regarding new admissions to specified units. If patients granted permission, the staff member administered a Criminal Victimization Screening Schedule (CVSS) and asked permission to review the relevant portion of their medical charts. Patients were also asked if they would be willing to participate in interviews about their victimization. If so, they were given the Criminal Victimization Interview (CVI), a structured interview schedule developed for this study that included items on demographics, victim and assault characteristics, knowledge of victims' rights, and a post-traumatic stress disorder checklist. This information is contained in Part 1, Interview Data File. At the conclusion of the personal interviews, patients were referred to the Model Hospital Victim Assistance Program (MHVAP), which was developed for this project and which provided information, advocacy, crisis counseling, and post-discharge referral services to hospitalized crime victims and their families. The Follow-Up Criminal Victimization Interview (FUCVI) was administered to 30 crime victims who had participated in the study and who were successfully located three months after discharge from the hospital. The FUCVI included questions on health status, victim services utilization and satisfaction, and satisfaction with the criminal justice system. These data are found in Part 2, Follow-Up Data File.

Universe: Adult patients aged 18 years or older hospitalized at the Medical University of South Carolina for crime-related physical injuries between July 1, 1990, and June 30, 1991.

Sampling: A total of 2,402 admissions to the surgery and trauma services at the Medical University of South Carolina Medical Center were screened for a possible crime-related hospital admission. Of these, 233 patients

(9.7 percent) had injuries determined to be directly related to a criminal victimization. After leaving outpatients who were unable or unwilling to be included in the survey, 99 patients remained.

Extent of collection: 2 data files + machine-readable documentation (text) + SAS data definition statements + SPSS data definition statements + data collection instruments

Extent of processing: DDEF.ICPSR/ SCAN/ MDATA.ICPSR/ REFORM.DATA/ CDBK.ICPSR/ UNDOCCHK.ICPSR

Logical record length data format with SAS and SPSS data definition statements

Part 1

Interview data file

rectangular file structure
99 cases
125 variables
139-unit-long record
1 record per case

Part 2

Follow-up data file

rectangular file structure
30 cases
118 variables
125-unit-long record
1 record per case

Related publication:

Best, Connie L.

"Hospital-based victim assistance for physically injured crime victims" (Final Report). Charleston, SC: Medical University of South Carolina. Department of Psychiatry and Behavioral Sciences. Crime Victims Research and Treatment Center, 1993.

Bohmer, Carol, Denise E. Bronson, Helen Hartnett, Jennifer Brandt, and Kristen S. Kania

Evaluation of victim advocacy services funded by the Violence Against Women Act in urban Ohio, 1999

(ICPSR 2992)

(included on CD-ROM CD0033)

This study was sponsored by the U.S. Dept. of Justice, National Institute of Justice. The grant number is 97-WT-VX-0009.

Summary: The focus of this research and evaluation endeavor was on direct service programs in Ohio, particularly advocacy services for female victims of violence, receiving funding through the Services, Training, Officers, Prosecutors (STOP) formula grants under the Violence Against Women Act (VAWA) of 1994. The objectives of this project were (1) to describe and compare existing advocacy services in Ohio, (2) to compare victim advocacy typologies and identify key variables in the delivery of services, (3) to develop a better understanding of how victim advocacy services are defined and delivered, and (4) to assess the effectiveness of those services. For Part 1, Service Agencies Data, comprehensive information about 13 VAWA-funded programs providing direct services in urban Ohio was gathered through a mailback questionnaire and phone interviews. Detailed information was collected on organizational structure, clients served, and agency services. Part 2, Police Officer Data, focused on police officers' attitudes toward domestic violence and on evaluating service outcomes in one particular agency. The agency selected was a prosecutor's office that planned to improve services to victims by changing how the police and prosecutors responded to domestic violence cases. The prosecutor's office selected one police district as the site for implementing the new program, which included training police officers and placing a prosecutor in the district office to work directly with the police on domestic violence cases. The evaluation of this program was designed to assess the effectiveness of the police officers' training and officers' increased access to information from the prosecutor on the outcome of the case. Police officers from the selected district were administered surveys. Also surveyed were officers from another district that handled a similar number of domestic violence cases and had a comparable number of officers employed in the district. Variables in Part 1 include number of staff, budget, funding sources, number and type of victims served, target population, number of victims served speaking languages other than English, number of juveniles and adults served, number of victims with special needs served, collaboration with other organizations, benefits of VAWA funding, and direct and referral services provided by the agency. Variables in Part 2 cover police officers' views on whether it was a waste of time to prosecute domestic violence cases, if these cases were likely to result in a conviction, whether they felt sympathetic toward the victim or blamed the victim, how the prosecution should proceed with domestic violence cas-

es, how the prosecution and police worked together on such cases, whether domestic violence was a private matter, and how they felt about the new program implemented under VAWA.

Universe: Part 1: All victim advocacy service agencies that provided direct services and were located in Ohio urban centers. Part 2: All police officers in an urban Ohio district where the prosecutor's office implemented a new training program, and all officers from a comparison district.

Note: Data collected from focus group sessions with staff and clients of victim advocacy service providers, discussed in the Final Report, are not part of this collection.

Extent of collection: 2 data files + machine-readable documentation (PDF) + SAS data definition statements + SPSS data definition statements

Extent of processing: CDBK.ICPSR/ MDATA.PR/ DDEF.ICPSR/ REFORM.DATA/ UNDOCCHK.ICPSR/ REFORM.DOC

Logical record length data format with SAS and SPSS data definition statements

Part 1

Service agencies data rectangular file structure

11 cases
115 variables
369-unit-long record
1 record per case

Part 2

Police officer data rectangular file structure

86 cases
27 variables
30-unit-long record
1 record per case

Related publication:

Bohmer, Carol, Denise E. Bronson, Helen Hartnett, Jennifer Brandt, and Kristen S. Kania.

"Victim advocacy services in urban programs: A description by staff and clients of service provision and gaps" (Final Report). Washington, DC: National Institute of Justice, 2000.

Boyle, John M.

Fraud victimization survey, 1990: [United States]

(ICPSR 9733)

This study was sponsored by the U.S. Dept. of Justice, National Institute of Justice. The grant number is OJP-90-N-247.

Summary: The fraud victimization survey was administered by telephone to 400 respondents 18 years or older. Screener items were used to determine whether respondents had been fraud victims. Respondents with victimizations to report were administered the incident report items for up to five fraud incidents. The collection contains two general groups of variables: those pertaining to the individual respondent (Part 1), and those pertaining to the fraud incident (Part 2). Personal information includes basic demographic information (age, race, sex, income) and information about experiences as a victim of crimes other than fraud (robbery, assault, burglary, vehicle theft). Specific questions about fraud victimization experiences distinguished among twenty different types of fraud, including sales of misrepresented products or services, nondelivery of promised work or services, various types of confidence schemes, and fraud relating to credit cards, charities, health products, insurance, investments, or prizes. For each type of fraud the respondent had experienced, a series of questions was asked covering the time, place, and circumstances of the incident, the relationship of the respondent to the person attempting to defraud, the response of the respondent and of other agencies and organizations to the incident, and the financial, psychological, and physical consequences of the victimization experience. Class IV

Universe: All persons in the United States 18 years of age and older.

Sampling: Multistage, stratified, clustered sampling design.

Extent of collection: 2 data files + data collection instrument

Extent of processing: CONCHK.PR/ MDATA/ UNDOCCHK.PR

Card image data format

Part 1

Person file

rectangular file structure
400 cases
320 variables
80-unit-long record
6 records per case

Part 2

Incident file

rectangular file structure
260 cases
99 variables
80-unit-long record
2 records per case

Bureau of Justice Statistics,
U.S. Dept. of Justice

**Commercial victimization surveys,
1973-1975 [United States]: Cities
sample**

(ICPSR 8002)

Extent of collection: 39 data files + machine-
readable documentation (text)

**Commercial victimization surveys,
1973-1977 [United States]: National
sample**

(ICPSR 8003)

Extent of collection: 18 data files + machine-
readable documentation (text)

The Commercial Victimization Surveys were collected as a component of the larger National Crime Surveys. These surveys were conducted by the U.S. Bureau of the Census for the Bureau of Justice Statistics. Their purpose was to obtain current and reliable measures of serious crime in the United States by relying on the public for information, not law enforcement agencies.

These surveys focus on two crimes relative to business establishments, burglary and robbery. All types of business establishments are included in the survey; political, cultural, and religious organizations. Each month one-sixth of the establishments in the sample were interviewed. Thus, six months are necessary to enumerate a full sample. During interviews, businesses were asked to report victimizations that occurred during the six-month reference period prior to the month of interview. Interviews included questions

about business characteristics such as form of ownership, size and type of business, and presence or absence of security measures. Screening questions were used to establish the occurrence of any incidents of burglary or robbery. For reported incidents, detailed information was obtained.

The Cities Sample includes data for 26 cities. Interviews were conducted between 1972 through 1975. The data are fixed-length with a total of 119,301 cases. The logical record length of both the business records and the incident records is 181. There are 172 variables and 39 files.

The National Sample data collection has 18 files. The total number of cases is 188,271. The data are fixed-length with a logical record length of 230 characters. There are a total of 203 variables. Class II

Bureau of Justice Statistics,
U.S. Dept. of Justice

**Criminal victimization and perceptions
of community safety in 12 United States
cities, 1998**

(ICPSR 2743)

(included on CD-ROM CD0033)

Summary: This collection presents survey data from 12 cities in the United States regarding criminal victimization, perceptions of community safety, and satisfaction with local police. Participating cities included Chicago, IL; Kansas City, MO; Knoxville, TN; Los Angeles, CA; Madison, WI; New York, NY; San Diego, CA; Savannah, GA; Spokane, WA; Springfield, MA; Tucson, AZ; and Washington, DC. The survey used the current National Crime Victimization Survey (NCVS) questionnaire with a series of supplemental questions measuring the attitudes in each city. Respondents were asked about incidents that occurred within the past 12 months. Information on the following crimes was collected: violent crimes of rape, robbery, aggravated assault, and simple assault; personal crimes of theft; and household crimes of burglary, larceny, and motor vehicle theft. Part 1, Household-Level Data, covers the number of household respondents, their ages, type of housing, size of residence, number of telephone lines and numbers, and language spoken in the household. Part 2, Person-Level Data, includes information on respondents' sex, relationship to household-

er, age, marital status, education, race, time spent in the housing unit, personal crime and victimization experiences, perceptions of neighborhood crime, job and professional demographics, and experience and satisfaction with local police. Variables in Part 3, Incident-Level Data, concern the details of crimes in which the respondents were involved, and the police response to the crimes.

Universe: Individuals aged 12 and older in 12 cities of the United States that had police departments representing varying stages in the development of community policing. The 12 cities chosen were Chicago, IL; Kansas City, MO; Knoxville, TN; Los Angeles, CA; Madison, WI; New York, NY; San Diego, CA; Savannah, GA; Spokane, WA; Springfield, MA; Tucson, AZ; and Washington, DC.

Sampling: Approximately 800 households in each of the 12 cities were contacted through random-digit dialing (RDD). The findings from this survey are not intended to represent national estimates.

Extent of collection: 3 data files + machine-readable documentation (PDF) + SAS data definition statements + SPSS data definition statements

Extent of processing: DDEF.ICPSR/ SCAN/ MDATA.ICPSR/ UNDOCCHK.ICPSR/ RECODE/ UNDOCCHK.PR/ CONCHK.PR/ REFORM.DOC

Logical record length data format with SAS and SPSS data definition statements

Part 1
Household-level data
rectangular file structure
21,399 cases
63 variables
508-unit-long record
1 record per case

Part 2
Person-level data
rectangular file structure
18,514 cases
268 variables
1,646-unit-long record
1 record per case

Part 3
Incident-level data
rectangular file structure
5,217 cases
651 variables
3,600-unit-long record
1 record per case

Bureau of Justice Statistics,
U.S. Dept. of Justice

National crime victimization surveys/ National crime surveys series

The National Crime Victimization Surveys (NCVS), previously called the National Crime Survey (NCS) series, was designed to achieve four primary objectives: (1) to develop detailed information about the victims and consequences of crime, (2) to estimate the number and types of crimes not reported to police, (3) to provide uniform measures of selected types of crime, and (4) to permit comparisons over time and types of areas. A "household respondent" was asked a series of screen questions designed to determine whether she or he was victimized during the six-month period preceding the first day of the month of the interview. The respondent was also asked to report on crimes against the household as a whole (e.g., burglary, motor vehicle theft). The survey categorizes crimes as "personal" or "property." Personal crimes cover rape and sexual attack, robbery, aggravated and simple assault, and purse-snatching/pocket-picking, while property crimes cover burglary, theft, motor vehicle theft, and vandalism. The data include type of crime; severity of the crime; injuries or losses; time and place of occurrence; medical expenses incurred; number, age, race, and sex of offender(s); relationship of offender(s) to the victim; self-protective actions taken by the victim during the incident and results of those actions; consequences of the victimization; type of property lost; whether the crime was reported to police and reasons for reporting or not reporting; and offender use of weapons, drugs, and alcohol. Demographic information on household members includes age, sex, race, education, employment, median family income, marital status, and military history. The data are organized by year, with six quarters comprising an annual file. The four quarters of the current year are included as well as the first two quarters of the following year. The data are presented, except where noted, in "Full Files" that are hierarchically structured, usually with four levels: Address ID, Household, Person, and Incident. The number of records and variables for each file, as well as the logical record length, can be found in the codebooks. For most of the collections, Person-Level and Incident-Level extract files also have been created from the annual hierarchical files. The Person-Level files consist of a full sample of victims and a 10-percent sample of nonvictims for up to four incidents. The Incident-Level files con-

tain each incident record that appears in the full sample file, the victim's person record, and the victim's household information. There are as many as three types of Incident-Level files: single year, concatenated annual, and (concatenated) rape subset. For respondents with fewer than four incidents, the incident record variables contain missing data codes. The Person-Level and Incident-Level files include data bounded by calendar year only. Rape subset files include attempts as well as completed rapes. The collections have been processed to Class I standards unless otherwise noted.

(See also, later in this chapter, Christopher A. Innes, **National crime surveys extract: Personal crime longitudinal files, 1976-1982: Assault victim experiences** [ICPSR 8315], and **National crime surveys extract: Personal crime longitudinal files, 1976-1982: Victim and nonvictim responses** [ICPSR 8315]; and Sharon L. Lohr and Mark R. Conaway, **National crime surveys longitudinal file, 1988-1989: [Selected variables]** [ICPSR 6063].)

Universe: All persons in the United States 12 years of age and older.

Sampling: Stratified multistage cluster sample, unless otherwise noted.

Related publication:
Bureau of Justice Statistics
"The crime of rape." Washington, DC:
Bureau of Justice Statistics, 1985.

National crime surveys: Reverse record check studies: Washington, DC, San Jose, and Baltimore, 1970-1971

(ICPSR 8693)

Summary: These surveys were part of a series of pretests administered during the early 1970s to reveal problems associated with conducting the National Crime Surveys. They were done to determine the most effective reference period to use when questioning respondents in order to gain the fullest and most reliable information, to measure the degree to which respondents move incidents occurring outside the reference period into that period when questioned, and to explore the possibility of identifying incidents by a few broad general questions as opposed to a series of more specific probing questions. Class IV

Universe: Part 1: All crime victims in San Jose during 1970. Part 2: All crime victims in Baltimore in 1970. Part 3: All crime victims in Washington, DC in 1970.

Sampling: Part 1: A probability sample of personal victims of crimes was selected from official police reports. Victims were chosen to provide uniform representation over 12 months on robbery, burglary, rape, assault, and larceny. Part 2: Five hundred victims were identified from official police records and represented four crimes: assault, robbery, larceny, and burglary, from five recall time periods. Part 3: Six hundred victims were identified from official police records and represented four crimes: assault, robbery, larceny, and burglary.

Extent of collection: 3 data files

Logical record length data format

Part 1

San Jose pilot study
hierarchical file structure
395 cases
450 variables
9,236-unit-long record
1 record per case

Part 2

Baltimore study
hierarchical file structure
360 cases
450 variables
1,540-unit-long record
1 record per case

Part 3

Washington, DC study
hierarchical file structure
326 cases
450 variables
1,030-unit-long record
1 record per case

National crime surveys: Cities, 1972-1975

(ICPSR 7658)

Summary: Interviews were administered to different samples in 1972 and 1975 in Atlanta, Baltimore, Cleveland, Dallas, Denver, Newark, Portland, and St. Louis. In 1973 and 1975 interviews were conducted in Chicago, Detroit, Los Angeles, Philadelphia, and New York. In 1974 only, interviews were con-

ducted in Boston, Buffalo, Cincinnati, Houston, Miami, Milwaukee, Minneapolis, New Orleans, Oakland, Pittsburgh, San Diego, San Francisco, and Washington, DC. For each year, the data are organized by city into 39 separate datasets. Each dataset is hierarchically structured with three levels. There are 43 variables for an average of 6,028 households, 38 variables for an average of 9,039 persons, and 199 variables for an average of 3,138 incidents per city per year. There is one subset file for each of the 26 cities represented in the Complete Cities Sample. The data contain 877 variables.

Note: (1) As part of its quality control procedures, ICPSR undertook a study using this data collection to determine whether it could replicate published figures from Bureau of Justice Statistics (BJS) publications. Based on results of the analysis, ICPSR concluded that the BJS datasets accurately represent published figures. The replication study was done on the crime of robbery and used figures from the three publications identified in Appendix E of the documentation for this collection. Results of comparisons of dataset-derived estimates with published estimates are now included in Appendix F. (2) An attitude supplement subsample from this survey is available as **National crime surveys: Cities attitude sub-sample, 1972-1975** (ICPSR 7663). Class I.

National crime surveys: National sample of rape victims, 1973-1982

(ICPSR 8625)

(included on CD-ROM CD0033)

Summary: The purpose of this study was to provide an in-depth look at rapes and attempted rapes in the United States. Part 1 of the collection offers data on rape victims and contains variables regarding the characteristics of the crime, such as the setting, the relationship between the victim and offender, the likelihood of injury, and the reasons why rape is not reported to police. Part 2 contains data on a control group of females who were victims of no crime or of crimes other than rape. The information contained is similar to that found in Part 1.

Note: This collection of rape cases was taken from the **National crime survey: National sample, 1973-1983** (ICPSR 7635). The definition of rape in the survey includes attempts that involve a verbal threat of rape only. The

data in Part 1 were collected at the incident level. Part 2 data were collected at the person level, with information for up to four incidents per person.

Extent of collection: 2 data files + machine-readable documentation (PDF) + SAS data definition statements + SPSS data definition statements

Extent of processing: CDBK.ICPSR/SCAN/
DDEF.ICPSR/REFORM.DOC/MDATA.PR

Logical record length data format with SAS and SPSS data definition statements

Part 1

Rape victims

rectangular file structure

1,236 cases

342 variables

559-unit-long record

1 record per case

Part 2

Other crime victims and nonvictims

rectangular file structure

2,523 cases

929 variables

1,391-unit-long record

1 record per case

National crime surveys: National sample, 1973-1983

(ICPSR 7635)

Note: (1) For the 1973-1977 files, the hierarchy comprises three levels: household, person, and incident. For the 1978-1982 files, the hierarchy is four levels: header record, household, person, and incident. There are 103 variables for an average of 35,000 households per quarter, 102 variables for an average of 65,000 persons per quarter, and 310 variables for an average of 8,000 incidents per quarter. (2) Users should note that there is an introductory section in the documentation for this data collection that explains the hierarchical datasets, rate estimating procedures, and standard error estimating procedures. Additional information on the sample also is provided. (3) The files are not numbered consecutively.

Extent of collection: 50 data files + machine-readable documentation (PDF) + SAS data definition statements + SPSS data definition statements + OSIRIS dictionaries

Extent of processing: CDBK.ICPSR/ RECODE/
CONCHK.PR/ MDATA.PR/ REFORM.DOC/
UNDOCCHK.ICPSR

Logical record length data format with SAS
and SPSS data definition statements

Parts 1–10

1973–1982, incident level

rectangular file structure
26,229 to 32,747 cases per part
337 variables
549-unit-long record
1 record per case

Part 41

1973–1982, incident level:

Concatenated file

rectangular file structure
298,766 cases
337 variables
549-unit-long record
1 record per case

Parts 50–53

**1973 person level, first through fourth
interview quarters, all victims, 10 percent
non-victims, for up to four incidents**

rectangular file structure
6,167 to 13,989 cases per part
935 variables
1,381-unit-long record
1 record per case

Parts 54–57

**1974 person level, first through fourth
interview quarters, all victims, 10 percent
non-victims, for up to four incidents**

rectangular file structure
11,950 to 12,839 cases per part
935 variables
1,381-unit-long record
1 record per case

Parts 58–61

**1975 person level, first through fourth
interview quarters, all victims, 10 percent
non-victims, for up to four incidents**

rectangular file structure
12,405 to 12,948 cases per part
935 variables
1,381-unit-long record
1 record per case

Parts 62–65

**1976 person level, first through fourth
interview quarters, all victims, 10 percent
non-victims, for up to four incidents**

rectangular file structure
12,533 to 12,966 cases per part
935 variables
1,381-unit-long record
1 record per case

Parts 66–69

**1977 person level, first through fourth
interview quarters, all victims, 10 percent
non-victims, for up to four incidents**

rectangular file structure
12,673 to 12,873 cases per part
935 variables
1,381-unit-long record
1 record per case

Parts 70–73

**1978 person level, first through fourth
interview quarters, all victims, 10 percent
non-victims, for up to four incidents**

rectangular file structure
10,061 to 12,158 cases per part
935 variables
1,381-unit-long record
1 record per case

Parts 74–77

**1979 person level, first through fourth
interview quarters, all victims, 10 percent
non-victims, for up to four incidents**

rectangular file structure
9,395 to 11,799 cases per part
935 variables
1,381-unit-long record
1 record per case

Part 78

**1980 person level, first interview quarter,
all victims, 10 percent non-victims, for up
to four incidents**

rectangular file structure
11,000 cases
935 variables
1,381-unit-long record
1 record per case

Part 79

**1980 person level, second interview
quarter, all victims, 10 percent non-
victims, for up to four incidents**

rectangular file structure
11,325 cases
935 variables
1,381-unit-long record
1 record per case

Parts 101-110
1973-1982 full files
hierarchical file structure

National crime surveys: National sample, 1979-1987 [Revised questionnaire]

(ICPSR 8608)
(included on CD-ROM CD0033 [Part 30 only])

Note: (1) The household ID level has a logical record length of 54 characters and contains 8 variables. The second level, the household, has a logical record length of 204 with 89 variables. The third, or person, level has a logical record length of 142 and 57 variables, and the final level, the incident level, has a logical record length of 481 with 327 variables. The case counts per level are as follows: household level: 178,324 to 217,814 per part, person level: 316,094 to 393,685 per part, incident level: 28,564 to 43,959 per part. (2) Users of the incident-level, person-level, or rape subsets should refer to the codebook documenting the full files for the appropriate codes for each variable. (3) Parts 1-7, 17, and 19 are no longer compatible with OSIRIS.

Extent of collection: 29 data files + machine-readable documentation (PDF) + OSIRIS dictionaries + SAS data definition statements + SPSS data definition statements

Extent of processing: UNDOCCHK.ICPSR/
CONCHK.ICPSR/ RECODE/ MDATA.PR/ SCAN/
DDEF.ICPSR/ REFORM.DOC

Logical record length data format with SAS and SPSS data definition statements

Parts 1-7, 17, 19
1979-1987 full files
hierarchical file structure

Parts 8-14, 18, 20
1979-1987 incident files
rectangular file structure
17,337 to 28,713 cases per part
473 variables
731-unit-long record
1 record per case

Part 16
1979-1987 incident-level concatenated file
rectangular file structure
216,417 cases
473 variables
731-unit-long record
1 record per case

Parts 21-29
1979-1987 person files
rectangular file structure
41,386 to 59,078 cases per part
1,454 variables
2,078-unit-long record
1 record per case

Part 30
All rape cases, 1979-1987
rectangular file structure
897 cases
473 variables
731-unit-long record
1 record per case

National crime surveys: National sample, 1986-1992 [Near-term data]

(ICPSR 8864)
(included on CD-ROMs CD0014 [Part 33 only], CD0030, and CD0033 [Parts 33 and 46 only])

Note: (1) Parts 1-8 of this collection were the original collection quarter files from the Census Bureau, which are not available for public release. (2) The first level in the hierarchical files is called Address or Household ID in this collection. The other levels are the standard Household, Person, and Incident levels. The Address or Household ID and Household levels contain 29,572 to 232,904 records per file. The Address or Household ID level has 5 to 41 variables and a logical record length of 54 to 77 per file. The Household level consists of 91 to 94 variables with a logical record length of 165 to 189 per file. The Person level has 51,762 to 392,547 records, 50 to 55 variables, and a logical record length of 104 to 124 per file. The Incident level contains 4,489 to 35,054 records and 499 to 500 variables, with a logical record length of 609 to 639 per file. (3) SAS data definition statements are available for Parts 15, 31, 33-38, and 42-49. SPSS data definition statements are provided for Parts 15, 30-38, and 42-49. (4) The Codebook for All Parts Except Part 40, including the data collection instrument for all parts, is available in ASCII text format.

The Codebook for Part 40, with a copy of the data collection instrument for all parts, is provided as a Portable Document Format (PDF) file.

Extent of collection: 28 data files + machine-readable documentation (PDF) + SAS data definition statements + SPSS data definition statements

Extent of processing: UNDOCCHK.ICPSR/
MDATA.ICPSR/ REFORM.DOC

Logical record length data format with SAS and SPSS data definition statements

Parts 9–10
1986 collection quarters 3–4
hierarchical file structure

Parts 11, 12, 23, 30, 47
1987–1990, 1992 full files
hierarchical file structure

Part 34
1991 full file, with 1980 Census weights
hierarchical file structure

Part 42
1991 full file, with 1990 Census weights
hierarchical file structure

Parts 13, 14, 24, 31, 48
1987–1990, 1992 incident files
rectangular file structure
9,065 to 19,145 cases per part
640 variables per part
856-unit-long record
1 record per case

Part 36
1991 incident file, with 1980 Census weights
rectangular file structure
15,710 cases
640 variables
856-unit-long record
1 record per case

Part 43
1991 incident file, with 1990 Census weights
rectangular file structure
15,710 cases
640 variables
856-unit-long record
1 record per case

Part 15
1987–1992 incident-level concatenated file
rectangular file structure
98,389 cases
640 variables
856-unit-long record
1 record per case

Part 45
1987–1991 incident-level concatenated file, 1987–1990 data with 1980 Census weights and 1991 data with 1990 Census weights
rectangular file structure
89,324 cases
640 variables
856-unit-long record
1 record per case

Part 33
1987–1992 incident-level rape subset
rectangular file structure
365 cases
640 variables
856-unit-long record
1 record per case

Part 46
1987–1991 incident-level rape subset, 1987–1990 data with 1980 Census weights and 1991 data with 1990 Census weights
rectangular file structure
330 cases
640 variables
856-unit-long record
1 record per case

Parts 17, 18, 25, 32, 49
1987–1992 person, all victims for up to four incidents, 10 percent sample, nonvictims
rectangular file structure
17,555 to 35,971 cases per part
2,137 variables
2,677-unit-long record
1 record per case

Part 38
1991 person, all victims for up to four incidents, 10 percent sample, nonvictims, with 1980 Census weights
rectangular file structure
31,695 cases
2,137 variables
2,677-unit-long record
1 record per case

Part 44

1991 person, all victims for up to four incidents, 10 percent sample, nonvictims, with 1990 Census weights
rectangular file structure

31,695 cases

2,137 variables

2,677-unit-long record

1 record per case

Part 40

1986-1990 longitudinal file
hierarchical file structure

National crime surveys: Redesign data, 1975-1979

(ICPSR 8484)

Summary: These data are a product of the National Crime Surveys Redesign Project. The purpose of the project was to create several different data files from existing public-use National Crime Surveys files. For each crime, information is gathered on the victim's housing unit and household as well as the incident itself. A personal history and interview are also included. Class IV

Note: (1) The victimization files were originally part of the **National crime surveys: National sample, 1973-1983** (ICPSR 7635).

(2) The full longitudinal files and the longitudinal reference period research file each have five levels. The first level, the housing unit, has approximately 40,000 cases. The second level, the household interview, has approximately 50,000 cases. The third level, the person interview history has approximately 110,000 cases. The fourth level, the person interview, has approximately 350,000 cases, and the fifth level, the incident information, has approximately 42,000 cases. The first level of the longitudinal full file has approximately 60 variables and a logical record length of 150. The second level has 350 variables and a logical record length of 827. The third level has 100 variables and a logical record length of 222. The fourth level has 44 variables and a logical record length of 106, and the fifth level has 190 variables and a logical record length of 314. The first level research reference year file has 70 variables and a logical record length of 160. The second level has 470 variables and a logical record length of 900. The third level has 115 variables and a logical record length of 240. The fourth level has 44 variables and a logical record length of 106, and the fifth level has

190 variables and a logical record length of 314.

Extent of collection: 10 data files + machine-readable documentation (PDF)

Extent of processing: REFORM.DOC/ SCAN

Logical record length data format

Parts 1-4

Longitudinal files, Parts 1-4
hierarchical file structure

Parts 5, 6

Incident level, longitudinal files, Parts 1-2

rectangular file structure

88,875 and 81,475 cases

625 variables

1,499-unit-long record

1 record per case

Part 7

Research reference period file
hierarchical file structure

Part 8

All index crimes file

rectangular file structure

70 cases

45 variables

315-unit-long record

1 record per case

Part 9

Burglary data file

rectangular file structure

70 cases

14 variables

60-unit-long record

1 record per case

Part 10

Change scene data file

rectangular file structure

60 cases

15 variables

65-unit-long record

1 record per case

National crime surveys: Victim risk supplement, 1983

(ICPSR 8316)

Summary: This special one-time survey was designed to collect data on persons aged 12 and over reporting household victimizations. The supplement, administered over a one-

month period as part of the National Crime Survey, gathered data on people's lifestyles in order to determine whether certain lifestyles are related to crime victimization. Five questionnaires used by the Census Bureau for data collection served as the data collection model for this supplement. The first and second questionnaires, VRS-1 and VRS-2, contained basic screen questions and an incident report, respectively. VRS-3, the third questionnaire, was completed for every household member aged 16 or older, and included items specifically designed to determine whether a person's lifestyle at work, home, or during leisure time affected the risk of crime victimization. The interviewers completed the fourth and fifth questionnaires, VRS-4 and VRS-5. They were instructed to answer questions about the respondents' neighborhoods and behavior during the interview.

Note: (1) The hierarchical file has 42,448 records that are broken up as follows: 14,258 household-level records, 25,238 person-level records, and 2,952 victimization records. There is one record per case for each of the levels. (2) The data are provided in a fixed block file. The record lengths of the three levels of data have a uniform length of 470.

Extent of collection: 1 data file + machine-readable documentation (PDF) + SAS data definition statements + SPSS data definition statements

Extent of processing: DDEF.ICPSR/ REFORM.DOC

Logical record length data format with SAS and SPSS data definition statements

hierarchical file structure
725 variables

National crime surveys: Crime school supplement, 1989

(ICPSR 9394)

(included on CD-ROM CD0014)

Summary: This supplement to the National Crime Surveys was designed to collect data on crime victimization in schools in the United States. Student respondents were asked a series of questions to determine their school attendance in the last six months. Other questions concerning schools were posed, including type of school, distance from home,

and general attendance and monitoring policies. The data present information on the response of the school to student violation of rules, accessibility of drugs, and violence in school, including types of violence and student reaction. Other variables cover general violent crimes, personal larceny crimes, and household crimes and offer information on date, time, and place of crime.

Extent of collection: 1 data file + machine-readable documentation (text) + SAS data definition statements + SPSS data definition statements

Extent of processing: UNDOCCHK.ICPSR/ MDATA.PR/ REFORM.DATA/ DDEF.ICPSR

Logical record length data format with SAS and SPSS data definition statements

rectangular file structure
15,353 cases
310 variables
455-unit-long record
1 record per case

National crime victimization survey: School crime supplement, 1995

(ICPSR 6739)

Summary: This supplement to the National Crime Victimization Surveys (formerly the National Crime Surveys) was designed to collect data on crime victimization in schools in the United States. Student respondents were asked a series of questions to determine their school attendance in the last six months. Other questions concerning schools were posed, including type of school, distance from home, and general attendance and monitoring policies. The data present information on the response of the school to student violation of rules, accessibility of drugs, and violence in school, including types of violence and student reaction. Other variables cover general violent crimes, personal larceny crimes, and household crimes and offer information on date, time, and place of crime.

Sampling: Stratified multistage cluster sample of households with children between the ages of 12-19, who had attended school at any time during the six months prior to the month of the interview, and who were enrolled in a school that would advance them toward the eventual receipt of a high school diploma.

Extent of collection: 1 data file + machine-readable documentation (PDF) + SAS data definition statements + SPSS data definition statements

Extent of processing: CONCHK.PR/DDEF.ICPSR/MDATA.ICPSR/ REFORM.DATA/ REFORM.DOC/ UNDOCCHK.PR/ UNDOCCHK.ICPSR

Logical record length data format with SAS and SPSS data definition statements

rectangular file structure
15,785 cases
321 variables
483-unit-long record
1 record per case

National crime victimization survey: School crime supplement, 1999

(ICPSR 3137)

Summary: This supplement to the National Crime Victimization Survey (formerly the National Crime Surveys) was designed to collect data on crime victimization in schools in the United States. Student respondents were asked a series of questions to determine their school attendance in the last six months. Other questions concerning schools were posed, including preventive measures employed by schools, students' participation in after-school activities, students' perception of school rules and enforcement of these rules, the presence of weapons, drugs, alcohol, and gangs in school, student bullying, hate-related incidents, and attitudinal questions relating to the fear of victimization at school. Other variables cover general violent crimes, personal larceny crimes, and household crimes. Information is given on date, time, and place of crime. Demographic characteristics of household members such as age, sex, race, education, employment, median family income, and marital status are provided.

Universe: All persons in the United States 12 years of age and older.

Sampling: Stratified multistage cluster sample of households with children between the ages of 12-18, who had attended school at any time during the six months prior to the month of the interview, and who were enrolled in a school that would advance them toward the eventual receipt of a high school diploma.

Extent of collection: 1 data file + machine-readable documentation (PDF) + SAS data definition statements + SPSS data definition statements

Extent of processing: CONCHK.PR/ CONCHK.ICPSR/ DDEF.ICPSR/ MDATA.ICPSR/ REFORM.DATA/ REFORM.DOC/ UNDOCCHK.PR/ UNDOCCHK.ICPSR

Logical record length data format with SAS and SPSS data definition statements

rectangular file structure
12,166 cases
3,960 variables
5,422-unit-long record
1 record per case

Related publications:

- Bastian, Lisa D., and Bruce M. Taylor
"School crime: A national crime victimization survey report." NCJ 131645. Washington, DC: Office of Justice Programs, September 1991.
- Chandler, Kathryn, et al.
"Students' reports of school crime: 1989 and 1995." NCJ 169607. Washington, DC: Office of Justice Programs, March 1998.
- Howell, James C., and James P. Lynch
"Youth gangs in schools." NCJ 183015. Washington, DC: Office of Justice Programs, August 2000.
- Kaufman, Phillip, et al.
"Indicators of school crime and safety, 1998." NCJ 172215. Washington, DC: Office of Justice Programs, October 1998.
- Kaufman, Phillip, et al.
"Indicators of school crime and safety, 1999." NCJ 178906. Washington, DC: Office of Justice Programs, September 1999.
- Kaufman, Phillip, et al.
"Indicators of school crime and safety, 2000." NCJ 184176. Washington, DC: Office of Justice Programs, October 2000.

National crime victimization survey, 1992-1999

(ICPSR 6406)

(included on CD-ROMs CD0014 and CD0033 [Part 56 only])

Note: (1) The number of records and variables for the hierarchical Full Files, as well as the logical record length, can be found in the codebooks. (2) There are Person-Level extract files for the 1992-1995 data only.

Extent of collection: 32 data files + machine-readable documentation (PDF) + SAS data definition statements + SPSS data definition statements + data collection instruments (PDF)

Extent of processing: UNDOCCHK.ICPSR/
CONCHK.PR/ CONCHK.ICPSR/ DDEF.ICPSR/
MDATA.PR/ REFORM.DATA/ UNDOCCHK.PR/
CDBK.ICPSR/ REFORM.DOC

Logical record length data format with SAS and SPSS data definition statements

Parts 1-3, 23, 35, 44, 53, 62
1992-1999 full files
hierarchical file structure

Parts 4-6, 24
1992-1995 person-level files
rectangular file structure
17,664 to 33,959 cases per part
2,334 to 2,342 variables per part
2,969- to 3,009-unit-long record per part
1 record per case

Parts 7-9, 25, 36, 45, 54, 63
1992-1999 incident-level files
rectangular file structure
10,272 to 19,483 cases per part
744 to 758 variables per part
1,019- to 1,063-unit-long record per part
1 record per case

Parts 10, 26, 37, 46, 55, 64
1992-1999 incident-level concatenated files
rectangular file structure
48,144 to 117,983 cases per part
744 to 761 variables per part
1,019- to 1,066-unit-long record per part
1 record per case

Parts 11, 27, 38, 47, 56, 65
1992-1999 incident-level rape subsets
rectangular file structure
298 to 604 cases per part
744 to 761 variables per part
1,019- to 1,066-unit-long record per part
1 record per case

National crime victimization survey, 1999-2000

(ICPSR 3140)

Summary: The National crime victimization surveys (NCVS) series, previously called the National crime surveys (NCS), has been col-

lecting data on personal and household victimization through an ongoing survey of a nationally-representative sample of residential addresses since 1973. The NCVS was designed with four primary objectives: (1) to develop detailed information about the victims and consequences of crime, (2) to estimate the number and types of crimes not reported to the police, (3) to provide uniform measures of selected types of crimes, and (4) to permit comparisons over time and types of areas. The survey categorizes crimes as "personal" or "property." Personal crimes cover rape and sexual attack, robbery, aggravated and simple assault, and purse-snatching/pocket-picking, while property crimes cover burglary, theft, motor vehicle theft, and vandalism. Each respondent is asked a series of screen questions designed to determine whether she or he was victimized during the six-month period preceding the first day of the month of the interview. A "household respondent" is asked to report on crimes against the household as a whole (e.g., burglary, motor vehicle theft) as well as personal crimes against him- or herself. The data include type of crime, month, time, and location of the crime, relationship between victim and offender, characteristics of the offender, self-protective actions taken by the victim during the incident and results of those actions, consequences of the victimization, type of property lost, whether the crime was reported to police and reasons for reporting or not reporting, and offender use of weapons, drugs, and alcohol. Basic demographic information such as age, race, gender, and income is also collected, to enable analysis of crime by various subpopulations.

Universe: All persons in the United States 12 years of age and older.

Sampling: Stratified multistage cluster sample.

Note: (1) Through 1999, the NCVS data were maintained under a single study number (6406). Beginning with the year 2000 data, files from individual years are archived under separate study numbers. (2) The NCVS data are organized by year, with six collection quarters comprising an annual file: the four quarters of the current year plus the first two quarters of the following year. (3) The number of records and variables for each file, as well as the logical record length, can be found in the codebooks. (4) The incident-level files were created from the annual hierarchical files and include information on victims rather than nonvictims. There are three types of in-

cident-level files: single year, concatenated annual, and concatenated rape subset. In all three types, an incident record was extracted from the hierarchical full files. The incident-level files were bounded by calendar year and exclude series incidents and incidents occurring outside the United States.

Extent of collection: 4 data files + machine-readable documentation (PDF) + SAS data definition statements + SPSS data definition statements

Extent of processing: CDBK.ICPSR/CONCHK.PR/ CONCHK.ICPSR/ DDEF.ICPSR/ UNDOCCHK.PR/ MDATA.PR/ REFORM.DOC/ REFORM.DATA/ UNDOCCHK.ICPSR

Logical record length data format with SAS and SPSS data definition statements

Part 1
2000 full file
hierarchical file structure

Part 2
2000 incident-level file
rectangular file structure
9,759 cases
758 variables
1,063-unit-long record
1 record per case

Part 3
1992-2000 incident-level concatenated file
rectangular file structure
127,742 cases
761 variables
1,066-unit-long record
1 record per case

Part 4
1992-2000 incident-level rape subset
rectangular file structure
650 cases
761 variables
1,066-unit-long record
1 record per case

Cohen, Mark A., and Ted R. Miller

Cost of mental health care for victims of crime in the United States, 1991

(ICPSR 6581)

(included on CD-ROM CD0014)

This study was sponsored by the U.S. Dept. of Justice, National Institute of Justice. The grant number is 90-IJ-CX-0050.

Summary: The main focus of this survey was to determine the number of crime victims receiving mental health counseling, by type of crime, and the annual cost of treatment for each type of crime victim. Multiplying these two figures would yield an estimate of the annual financial cost of mental health care for crime victims. For this survey, mental health professionals were sampled from eight professional organizations and were asked questions about their clients during 1991. They were instructed that they were only to count clients whose primary reason for being treated was because they were previously crime victims, regardless of whether the criminal victimization was the presenting issue at the time the client was first treated. Interviews were structured to first elicit information about the number of victims served for each type of crime. Respondents were then asked for details about the type and length of treatment for the crime type most frequently encountered by the respondent. Similar information was obtained for each additional crime type mentioned by the respondent, in descending order of frequency. Variables include the number of adults, youths, and children served; total number being seen due to victimization; number of victims served for recent child sexual abuse, recent child physical abuse, rape, assault (including domestic violence), robbery, burglary, kidnapping, arson, drunk driving, witnessing the murder of a loved one, and adult victims of child sexual or physical abuse; the number in each victimization category who received individual counseling; the average number who received group counseling; and the average number of individual or group sessions for each victimization category. Additional variables provide the percent of victims who received counseling for more than one year, cost and amount paid for an individual or group session, percent of fee paid by a public or private victim assistance program, the respondent's professional association, counseling time and preparation time, and number of hours worked by various volunteer staff.

Universe: Mental health professionals in the United States providing counseling to crime victims.

Sampling: The survey respondents consisted of a nationally representative sample of 339 mental health professionals, stratified into eight different professional organizations whose members organizations provide clinical mental health care services: the American Psychiatric Association (APA), the American Psychological Association (APsychA), and the National Association of Social Workers (NASW). Also included were the American Association of Marriage and Family Therapy (AAMFT), the American Mental Health Counselors Association (AMHCA), the American Association of Pastoral Counselors (AAPC), the American Family Therapy Association (AFTA), and the American Society of Group Psychotherapy and Psychodrama (ASGPP). In some cases, a random sample was drawn directly from directories of the organization. In other cases, the organization agreed to provide a random sample of members, names and telephone numbers.

Note: Users are encouraged to obtain a copy of the Final Report for information on sampling and respondent contact procedures.

Extent of collection: 1 data file + machine-readable documentation (text) + SAS data definition statements + SPSS data definition statements + data collection instrument

Extent of processing: MDATA.PR/REFORM.DOC/REFORM.DATA/ UNDOCCHK.ICPSR/ CDBK.ICPSR/ DDEF.ICPSR

Logical record length data format with SAS and SPSS data definition statements

rectangular file structure
168 cases
90 variables
369-unit-long record
1 record per case

Related publications:

Cohen, Mark A., and Ted R. Miller
"The cost of mental health care for victims of crime" (Final Report). Washington, DC: National Institute of Justice, 1994.

Miller, Ted R., Mark A. Cohen, and Brian Wiersema
"Victim costs and consequences: A new look." Washington, DC: National Institute of Justice, 1996.

National Institute of Justice

"The extent of costs of crime victimization: A new look" (Research Preview). Washington, DC: National Institute of Justice, 1996.

Coker, Ann L., and Elizabeth A. Stasny

Adjusting the National Crime Victimization Survey's estimates of rape and domestic violence for "gag" factors, 1986-1990

(ICPSR 6558)

(included on CD-ROMs CD0014 and CD0033)

This study was sponsored by the U.S. Dept. of Justice, National Institute of Justice. The grant number is 93-IJ-CX-0050.

Summary: The purpose of this project was to use statistical modeling techniques to estimate rape and domestic assault rates, adjusting for interviewing conditions under which the National Crime Victimization Survey (NCVS) was administered. Data for women 16 years of age and older interviewed in the NCVS (see **National crime surveys: National sample, 1986-1990 [Near-term data]** [ICPSR 8864]) were analyzed. The researchers considered whether the type of interview (personal or telephone) and the presence of another person (particularly a spouse) influenced or "gagged" the reporting of rape and domestic violence in the NCVS. The researchers also investigated correlates, primarily demographic in nature, of reporting rape, domestic violence, other assaults, and breaking and entry. In total, the data file contains reports of 434 rapes, 1,973 incidents of domestic violence, 13,459 other assaults, and 88,950 incidents of breaking and entry. The binary-coded variables provide information on whether the respondent was alone during the interview, others who were present, whether the interview was by telephone, whether the respondent refused a telephone interview, the number of persons who lived in the household, whether the respondent owned her home, whether the land use was urban, whether the household the respondent was living in was the same household from the last interview, whether the respondent had moved more than three times in the last five years, and whether an assault, domestic violence incident, rape, breaking and entry, or no crime was reported. Demographic information includes the respondent's education, income, employment during the last

six months, marital status at the time of the interview, and whether the respondent was white (or non-white) or Hispanic (or non-Hispanic). Variables coded the same as the NCVS variables include age, respondent's relationship to the offender, type of crime, year and quarter of interview, NCVS control number, and person weight.

Universe: Women in the United States.

Sampling: Data selected from the NCVS hierarchical files included only women 16 years of age or older. Proxy interviews were excluded.

Note: The objective of the National Crime Victimization Surveys (NCVS) is to provide data on the level of crime victimization in the United States and to collect data on the characteristics of crime incidents and victims. The National Crime Victimization Surveys data are organized by year, with six collection quarters comprising an annual file: the four quarters of the current year plus the first two quarters of the following year. Each respondent is asked a series of screen questions to determine if he or she was victimized during the six-month period preceding the first day of the month of the interview. Users of the data for this collection may want to refer to the NCVS codebook for sampling and methodological information.

Extent of collection: 1 data file + machine-readable documentation (PDF) + SAS data definition statements + SPSS data definition statements

Extent of processing: UNDOCCHK.ICPSR/
CDBK.ICPSR/ DDEF.ICPSR/ MDATA.ICPSR/
MDATA.PR/ REFORM.DOC

Logical record length data format with SAS and SPSS data definition statements

rectangular file structure
665,197 cases
33 variables
55-unit-long record
1 record per case

Related publication:

Coker, Ann L., and Elizabeth A. Stasny
"Adjusting the national crime victimization survey's estimates of rape and domestic violence for 'gag' factors" (Final Report).
Washington, DC: National Institute of Justice, 1995.

Cook, Royer, Barbara Smith, and Adele Harrell

Helping crime victims: Levels of trauma and effectiveness of services in Arizona, 1983-1984

(ICPSR 9329)

This study was sponsored by the U.S. Dept. of Justice, National Institute of Justice. The grant number is 82-IJ-CX-K036.

Summary: This data collection was designed to gauge the impact of a victim assistance program on the behavior and attitudes of victims and to evaluate the program as assessed by police and prosecutors. Program impact was estimated by examining the change in psychological, social, and financial conditions of the victims following the service intervention. Three types of victim service conditions were compared: crisis intervention service, delayed assistance service, and no service. The victim files contain information on the victim's demographic characteristics, various kinds of psychological indicators, stress symptoms following the incident, and assessments of impacts of victimization on social activity, family, job, and financial conditions. The follow-up files have information on the victim's financial and emotional state some time after the incident. The police files include the victim's personal background, types and frequency of victim-witness services used, and opinions about contacts with police. The prosecutor files include variables relating to personal background and satisfaction with the court system. Class IV

Universe: Victims of the crimes of sexual assault, domestic assault, other assault, robbery, and burglary in Tucson, Arizona, during 1983.

Sampling: The sample of 323 victims of sexual assault, domestic assault, other assault, robbery, and burglary consists of two major groups. For the first group 223 victims were selected from victim assistance program records (109 had received immediate crisis intervention services and 114 had received delayed services from the program). A matched control group of 100 victims who had received no program services also was selected. The sample of 148 police officers was drawn randomly, stratified by "team" (the four teams were located in the four geographical quadrants of the city). The survey of 36 deputy county attorneys represented a sample of all prosecutors in the city with the exception

of two prosecutors used for the pretest and three who did not return their questionnaires.

Extent of collection: 26 data files

Card image data format

- Part 1: **Victim, initial interview data**
- Part 2: **Victim background**
- Part 3: **Victim feelings**
- Part 4: **Victim stress**
- Part 5: **Victim social life and family**
- Part 6: **Victim reactions file 1**
- Part 7: **Victim reactions file 2**
- Part 8: **Victim finances**
- Part 9: **Victim assistance**
- Part 10: **Victim crisis**
- Part 11: **Victim direction**
- Part 12: **Victim criminal justice**
- Part 13: **Victim follow-up**
- Part 14: **Victim follow-up feelings**
- Part 15: **Victim follow-up stress**
- Part 16: **Victim social life and family follow-up**
- Part 17: **Victim reactions 1 follow-up**
- Part 18: **Victim reactions 2 follow-up**
- Part 19: **Victim finance follow-up**
- Part 20: **Victim assistance follow-up**
- Part 21: **Police data file 1**
- Part 22: **Police data file 2**
- Part 23: **Police data file 3**
- Part 24: **Prosecutor data file 1**
- Part 25: **Prosecutor data file 2**
- Part 26: **Prosecutor data file 3**

rectangular file structure
35 to 323 cases per part
7 to 36 variables per part
80-unit-long record
1 record per case

Related publications:

- Cook, R., B. Smith, and A. Harrell
"Helping crime victims: Level of trauma and effectiveness of service" (Executive Summary). Washington, DC: National Institute of Justice, 1987.
- Smith, B., R. Cook, and A. Harrell
"Evaluation of victim service" (Final Report). Washington, DC: National Institute of Justice, 1986.
- Writz, P., and A. Harrell
"Victim and crime characteristics, coping response, and short and long-term recovery from victimization." *Journal of Consulting and Clinical Psychology* 55 (1987), 866-871.

Czaja, Ronald, and Johnny Blair

Evaluating network sampling in victimization surveys in Peoria, Illinois, 1986

(ICPSR 9968)

This study was sponsored by the U.S. Dept. of Justice, National Institute of Justice. The grant number is 85-IJ-CX-0032.

Summary: This data collection evaluates the advantages of network sampling over traditional methods in conducting crime and victimization surveys. Network sampling links population households in specified ways, for reporting purposes, in order to increase the likelihood of locating households with particular characteristics. The investigators conducted a reverse record check survey of victims and a network survey with a random sample of the victims' relatives and close friends. The researchers compared the extent to which crime victims reported their victimization experiences in a general crime and victimization interview and the extent to which a randomly selected relative or close friend of each victim reported the same victimization in the same type of interview. In addition, they examined whether significant reporting differences were evident by type of crime and by various demographic variables. Class IV

Universe: Victims of robbery, burglary, or assault living in the Peoria, Illinois area.

Sampling: The sample was selected using a disproportionate stratified probability sample with systematic random sampling within strata. The stratification was done by type of respondent (victim, network member, or decoy) and by type of victimization (robbery, burglary, or assault). The sample of crime victims was selected from the records of the Peoria, Illinois Police Department.

Extent of collection: 1 data file + machine-readable documentation (text) + data collection instrument

Extent of processing: MDATA/ UNDOCCHK.PR

Card image data format

rectangular file structure
375 cases
222 variables
80-unit-long record
5 records per case

Davis, Robert C.

Providing help to victims: A study of psychological and material outcomes in New York City, 1984-1985

(ICPSR 9479)

This study was sponsored by the U.S. Dept. of Justice, National Institute of Justice. The grant number is 83-IJ-CX-0044.

Summary: This data collection was designed to examine the effectiveness of a New York City agency's attempt to decrease the negative emotions that result from victimization. The data address the following questions: (1) To what extent do specific treatments mitigate the negative psychological impact of victimization? (2) Are individuals from a particular demographic group more prone to suffer from psychological adjustment problems following victimization? (3) When victimized, do individuals blame themselves or the situation? (4) Are some crimes more difficult to cope with than others? (5) Does previous victimization affect the likelihood that an individual will have difficulty coping with current as well as future victimization? Data were collected in two waves, with Wave I interviews completed within one month of the victimization incident and Wave II interviews completed three months after treatment. The effects of three treatments were measured. They included: traditional crisis counseling (which incorporates psychological and material assistance such as food, shelter, cash, etc.), cognitive restructuring (challenges to "irrational" beliefs about the world and one's self used in conjunction with crisis counseling), and material assistance only (no psychological aid provided). A fourth group of victims received no treatment or services. Three standardized psychometric scales were used in the study. In addition to these standardized scales, the initial assessment battery included an index of fear of crime as well as an index that measured behavior adjustment. Another set of measures assessed how victims perceived their experience of victimization and included items on self-blame, selective evaluation, and control. Also included were questions about the crime and precautions taken to guard against future victimization. The follow-up assessment battery was virtually identical to the initial battery, except that questions about services and social support received by the victim were added. The following demographic variables are included in the data: sex, age, marital status, education, income, and race. The unit of analysis was the individual.

Universe: Victims of crime in New York City during 1984 and 1985.

Extent of collection: 2 data files (PDF) + SAS data definition statements + SPSS data definition statements

Extent of processing: DDEF.ICPSR/ SCAN/ REFORM.DOC

Logical record length data format with SPSS data definition statements

Part 1

Wave I interview data
rectangular file structure
272 cases
289 variables
302-unit-long record
1 record per case

Part 2

Wave II interview data
rectangular file structure
196 cases
257 variables
259-unit-long record
1 record per case

Related publication:

Davis, Robert C.

"Providing help to victims: A study of psychological and material outcomes" (Executive Summary). New York, NY: Victim Services Agency, 1987.

Davis, Robert C., and Edna Erez

Immigrant populations as victims in New York City and Philadelphia, 1994

(ICPSR 6793)

(included on CD-ROM CD0024)

This study was sponsored by the U.S. Dept. of Justice, National Institute of Justice. The grant number is 93-IJ-CX-0024.

Summary: The purpose of this study was to examine interrelated issues surrounding the use of the criminal justice system by immigrant victims and to identify ways to improve the criminal justice response to immigrants' needs and problems. Two cities, New York City and Philadelphia, were selected for intensive investigation of victimization of immigrants. In each of these cities, three immigrant communities in a neighborhood were chosen for participation. In New York's Jack-

son Heights area, Colombians, Dominicans, and Indians were the ethnic groups studied. In Philadelphia's Logan section, Vietnamese, Cambodians, and Koreans were surveyed. In all, 87 Jackson Heights victims were interviewed and 26 Philadelphia victims were interviewed. The victim survey questions addressed can be broadly divided into two categories: issues pertaining to crime reporting and involvement with the court system by immigrant victims. Variables include type of crime, respondent's role in the incident, relationship to the perpetrator, whether the incident was reported to police, and who reported the incident. Respondents were also asked whether they were asked to go to court, whether they understood what the people in court said to them, whether they understood what was happening in their case, and, if victimized again, whether they would report the incident to the police.

Universe: All immigrants in the United States from 1980 to 1990.

Sampling: This study began with a national survey of police chiefs, prosecutors agencies, and court administrators from the 50 largest United States cities. Two cities, New York City and Philadelphia, were selected for additional intensive investigation. In each of these two cities, convenience samples were obtained from one neighborhood and three immigrant communities chosen for participation. In New York's Jackson Heights area, Colombians, Dominicans, and Indians were studied. In Philadelphia's Logan section, Vietnamese, Cambodians, and Koreans were surveyed.

Note: Data from the national survey of police chiefs, prosecutors agencies, and court administrators are not available as part of this data collection.

Extent of collection: 1 data file + machine-readable documentation (PDF) + SAS data definition statements + SPSS data definition statements + data collection instrument (PDF)

Extent of processing: DDEF.ICPSR/ SCAN/ CDBK.ICPSR/ UNDOCCHK.ICPSR/ REFORM.DATA/ REFORM.DOC

Logical record length data format with SAS and SPSS data definition statements

rectangular file structure
113 cases
51 variables
69-unit long record
1 record per case

Related publication:

Davis, Robert C., and Edna Erez
"Immigrant populations as victims: Toward a multicultural criminal justice system"
(Executive Summary). New York, NY:
Victim Services Agency, 1996.

Davis, Robert C., Madeline Henley,
and Barbara Smith

Victim impact statements: Their effect on court outcomes and victim satisfaction in New York, 1988-1990

(ICPSR 9588)

(included on CD-ROM CD0033)

This study was sponsored by the U.S. Dept. of Justice, National Institute of Justice. The grant number is 88-IJ-CX-0004.

Summary: The purpose of this data collection was to assess the effects of victim impact statements on sentencing decisions and on victim satisfaction with the criminal justice system. Victims were randomly assigned to one of three experimental conditions: (1) Victims were interviewed, with an impact statement written and immediately distributed to the prosecutor, defense attorney, and judge on the case. (2) Victims were interviewed to assess impact but no statement was written, and (3) Victims were assigned to a control condition in which there was no interview or statement. Subsequent interviews evaluated victims' perceptions of their role in the proceedings and their satisfaction with the outcome. Data were also recorded on charges filed against the defendants (both the arraignment and final charges), sentences, and special conditions of sentences. Standard demographic information was gathered as well. The remaining variables fall into two categories. The first category includes questions about the defendant(s) in the case. For all defendants in each case (up to six per victim) the researchers recorded information on the nature and severity of the arraignment charges and final charges, and on the sentence received. Additional information was recorded for the first and second defendants in a case. This included information on special conditions of the sentence such as a drug treatment pro-

gram or restraining order. Orders to pay restitution were noted. Also recorded was information on the defendant's status with the criminal justice system, including number of prior convictions and number of open cases against the defendant. Finally, whether the Victim Impact Statement appeared in the assistant district attorney's file on the case and whether the statement had been opened were noted. The second category of variables includes information about the victim's reactions to the crime and the criminal justice system. Victims were asked to assess the impact the crime had on them in terms of physical injury, financial losses, psychological effect, and behavioral effect (i.e., changes in behavior resulting from the experience). They were also questioned about their experiences with the criminal justice system. The researchers inquired about their participation in the sentencing decision, their satisfaction with the outcome, and how they felt they had been treated by various court officials. Victims were asked whether they felt that court officials were aware of and were concerned about the effect the crime had on them. They were also asked whether victims should have a greater role in the court proceedings and whether court officials should be aware of victim impact as part of the sentencing procedure. Finally, the researchers investigated whether the victims believed that going to court was a waste of time.

Universe: Crime victims in New York.

Sampling: The subjects of this study were individuals who had testified before the grand jury at the Supreme Court, New York, between July 1988 and April 1989. The eligible population for inclusion in the study consisted of those who had been victims of robbery, physical assault or attempted homicide, or burglary. Members of this population were randomly assigned to treatment conditions with the resulting distribution: 104 had victim impact statements prepared, 100 had an interview only, and 89 were in the control group.

Extent of collection: 1 data file + machine-readable documentation (PDF) + SAS data definition statements + SPSS data definition statements

Extent of processing: DDEF:ICPSR/REFORM.DOC

Card image data format with SAS and SPSS data definition statements

rectangular file structure
293 cases
90 variables
80-unit-long record
3 records per case

Related publication:
Henley, Madeline, Robert C. Davis,
and Barbara Smith
"The reactions of prosecutors and judges
to victim impact statements." *International
Review of Victimology* 3, 1-2 (1994), 83-93.

Davis, Robert C., Juan Medina, and Nancy
Avitabile

**Effectiveness of a joint police and
social services response to elder abuse
in Manhattan [New York City], New
York, 1996-1997**

(ICPSR 3130)

This study was sponsored by U.S. Dept. of
Justice, National Institute of Justice. The
grant number is 95-IJ-CX-0061.

Summary: This project consisted of an evaluation of an elder abuse program run by the New York Police Department and Victim Services Research. The focus of the study was domestic elder abuse, which generally refers to any of several forms of maltreatment, physical abuse, sexual abuse, psychological abuse, neglect, and/or financial exploitation of an older person. The program, conducted in New York City public housing, had two complementary parts. First, public housing projects in Manhattan were assigned to one of two levels of public education (i.e., to receive or not to receive educational materials about elder abuse). Once the public education treatment had been implemented, 403 older adult residents of the housing projects who reported elder abuse to the police during the next ten months were assigned to one of two levels of follow-up to the initial police response (i.e., to receive or not to receive a home visit) as the second part of the project. The home visit intervention consisted of a strong law enforcement response designed to prevent repeat incidents of elder abuse. A team from the Domestic Violence Intervention and Education Program (DVIEP), consisting of a police officer and a social worker, followed up on domestic violence complaints with a home visit within a few days of the initial patrol response. Victims were interviewed about new victimizations following the inter-

vention on three occasions: six weeks after the trigger incident, six months after the trigger incident, and twelve months after the trigger incident. Interviews at the three time points were identical except for the omission of background information on the second and third interviews. Demographic data collected during the first interview included age, gender, ethnicity, education, employment, income, legal relationship with abuser, living situation, number of people in the household, and health. For each time point, data provide measures of physical, psychological, and financial abuse, knowledge of elder abuse, knowledge and use of social services, satisfaction with the police, assessment of service delivery, and self-esteem and well-being. The DVIEP databases maintained on households at each of the three participating Police Service Areas (PSAs) were searched to identify new police reports of elder abuse for households in the sample within 12 months following the trigger incident. Variables from the DVIEP databases include age, race, ethnicity, and sex of the victim and the perpetrator, relationship of perpetrator to victim, type of abuse reported, charge, whether an arrest was made, if an order of protection had been obtained, if the order of protection was violated, use of weapons, if the victim had been injured, and if the victim was taken to the hospital. Several time lapse variables between different time points are also provided.

Universe: Elderly residents of housing projects in Manhattan.

Sampling: Nested randomized experimental design using dual sampling frames.

Extent of collection: 1 data file + machine-readable documentation (PDF) + SAS data definition statements + SPSS data definition statements

Extent of processing: REFORM.DATA/
REFORM.DOC/ SCAN/ UNDOCCHK.ICPSR/
MDATA.ICPSR/ CDBK.ICPSR/ DDEF.ICPSR

Logical record length data format with SAS and SPSS data definition statements

rectangular file structure
403 cases
156 variables
522-unit-long record
1 record per case

Related publications:

Davis, Robert C., Juan Medina, and Nancy Avitabile

"Reducing repeat incidents of elder abuse: Results of a randomized experiment" (Final report). NCJ 189086. Washington, DC: National Institute of Justice, 2000.

Davis, Robert C., Juanjo Medina-Ariza

"Results from an elder abuse prevention experiment in New York City" (Research in brief). NCJ 188675. Washington, DC: National Institute of Justice, 2001.

Dutch Ministry of Justice

International victimization survey, 1988 and 1992

(ICPSR 9421)

Summary: This survey was undertaken in 1988 and 1992 to compare crime rates for industrialized countries and to assess national crime problems by providing a crime index independent of police statistics. Fifteen countries participated in the 1988 survey, and 13 countries were included in 1992. A standardized survey instrument was employed, with Japan, Czechoslovakia, and Poland using questionnaires and sampling methods that varied slightly from the rest. The data include variables such as number of people in the household, sex of the respondent, and number of respondents in the household 16 years of age and older as well as under 16. Additional household demographic variables include employment, education, income, insurance, and city size. Crimes covered include motor vehicle theft and damage, motor bicycle theft and damage, bicycle theft and damage, housebreaking, violence, robberies, assaults, and attempts. Victim-offender relationships, crime prevention techniques, and police contact variables are also provided.

Universe: 1988 survey: Persons aged 16 and older living in Australia, Belgium, Canada, England/Wales, Finland, France, Germany (West), Japan, the Netherlands, Northern Ireland, Norway, Scotland, Spain, Switzerland, and the United States. 1992 survey: Persons aged 16 and older living in Australia, Belgium, Canada, Czechoslovakia, England/Wales, Finland, Italy, Japan, the Netherlands, New Zealand, Poland, Sweden, and the United States.

Sampling: For cost reasons, it was decided to interview by telephone where possible. In all countries using Computer-Assisted Telephone Interviewing (CATI), a regionally well-spread selection of households was sampled with some variant of random-digit dialing techniques. Within each household contacted by telephone, a procedure was used to randomly select a respondent 16 years of age or older, based on the composition of the household (the Troidahl-Carter method). No substitution of the selected respondent was allowed.

Extent of collection: 5 data files + machine-readable documentation (text and PDF) + SAS data definition statements + SPSS data definition statements

Extent of processing: DDEF.ICPSR/SCAN/REFORM.DOC

Logical record length data format with SAS and SPSS data definition statements

Part 1
1988 data, sample 2,000
rectangular file structure
2,000 cases
247 variables
328-unit-long record
1 record per case

Part 2
Data list 1988, sample 2,000
80-unit-long record

Part 3
Variable list 1988, sample 2,000
132-unit-long record

Part 4
1988 data, sample 28,006
rectangular file structure
28,006 cases
280 variables
372-unit-long record
1 record per case

Part 5
Data list 1988, sample 28,006
80-unit-long record

Part 6
Variable list 1988, sample 28,006
132-unit-long record

Part 7
1988 data, sample 500
rectangular file structure
500 cases
246 variables
326-unit-long record
1 record per case

Part 8
Data list 1988, sample 500
80-unit-long record

Part 9
Variable list 1988, sample 500
132-unit-long record

Part 10
Data list 1988, weight 500
80-unit-long record

Part 11
Weight data 1988, sample 500
rectangular file structure
500 cases
6 variables
41-unit-long record
1 record per case

Part 13
1992 data
rectangular file structure
79,450 cases
335 variables
406-unit-long record
1 record per case

Related publication:
van Dijk, J.J.M, and Pat Mayhew
"Criminal victimization in the industrialized world" (Report). The Hague, Netherlands: Dutch Ministry of Justice, Stafafdeling Informatievoorziening Directorate for Crime Prevention, 1992.

Ehrlich, Howard J., and Barbara E.K. Larcom

Prejudice and violence in the American workplace, 1988-1991: Survey of an eastern corporation

(ICPSR 6135)

This study was sponsored by the U.S. Dept. of Justice, National Institute of Justice. The grant number is 90-IJ-CX-0056.

Summary: This study was conducted to examine the nature and extent of prejudice-

based mistreatment of employees in the workplace. The researchers investigated the effects of mistreatment on employees' psychological well-being, interpersonal relationships, and perceptions of the work environment. Personal interviews were conducted with 327 first-line workers at an American corporation in the middle Atlantic states to determine workers' experiences of violence, discrimination, and prejudice and their responses to such victimization. Three dimensions of victimization were explored: personal victimization, prejudiced victimization, and co-victimization. Self-reported symptoms of post-traumatic stress were identified. Data were also collected to ascertain job satisfaction and job autonomy and to determine if these factors mitigate the effects of mistreatment. Demographic information includes age, race, sex, income, education, marital status, ethnicity, religion, handicap, and sexual orientation. The company involved in the research has been kept anonymous. Class III

Universe: Employees at the two largest work sites of a corporation in the middle Atlantic states.

Sampling: Individuals were selected for the study through cluster sampling. Workers were randomly selected from the company's two largest work sites. Personnel records were reviewed to identify each individual's coworkers. The researchers attempted to interview the selected individual and all of her/his coworkers.

Extent of collection: 1 data file + machine-readable documentation (text) + SAS data definition statements + SPSS data definition statements + data collection instrument

Extent of processing: MDATA/ RECODE/
UNDOCHK.ICPSR

Logical record length data format with SAS and SPSS data definition statements and SPSS export file

rectangular file structure
327 cases
305 variables
424-unit-long record
1 record per case

Gelles, Richard J., and Murray A. Straus

Physical violence in American families, 1985

(ICPSR 9211)

(included on CD-ROMs CD0014 and CD0033)

Summary: Data were collected in this follow-up survey to compare estimates of the incidence of intrafamily physical violence with estimates obtained in an earlier survey, **Physical violence in American families, 1976** (ICPSR 7733). The main component of this survey design was a national cross-sectional survey of adults in the United States who either (1) were currently married or living together, (2) were single parents with children under 18 in the household, or (3) had been married or had lived with a partner of the opposite sex within the past two years. Approximately two-thirds of American households met one of these three qualifications at the time of the survey. Another objective of the survey was to generate comparisons of the incidence of intrafamily physical violence by race and ethnicity. Variables in this data collection include the number of couples, single parents, and children in the household; respondent's race, ethnicity, sex, age, and marital status; number of persons in the household previously married; years lived in the community; and employment/occupation information. Class IV

Universe: Adults and children under 18 in American families.

Sampling: The initial stage of sample construction required the development of a national area probability sample based upon the distribution of the adult population of the United States. Non-Hispanic Blacks, Hispanic Blacks, and non-Black Hispanics were oversampled.

Extent of collection: 1 data file + machine-readable documentation (PDF) + SAS data definition statements + SPSS data definition statements

Extent of processing: MDATA/ RECODE/
UNDOCHK.ICPSR/ REFORM.DOC

Logical record length data format with SAS and SPSS data definition statements

rectangular file structure
6,002 cases
609 variables
981-unit-long record
1 record per case

Related publications:

Gelles, Richard J., and Murray A. Straus
Intimate violence. New York, NY: Simon
and Schuster, 1988.

Straus, Murray A., and Richard J. Gelles
*Physical violence in American families:
Risk factors and adaptations to violence in
8,145 families*. New Brunswick, NJ: Trans-
action Books, 1989.

Groves, Robert M.

**National crime surveys redesign data:
Peoria record check study**

(ICPSR 8669)

Summary: The purpose of this study was to measure criminal activity in the United States based on survey reports of crime victims. In the study two different questionnaire forms were used in order to assess which provided better responses. One form was lengthy and asked detailed questions about each household, person, and incident. The second form was much shorter and asked generalized questions. The data collection was an attempt to find alternative methods of sampling, interviewing, designing questionnaires, managing data, and reporting results. Detailed information is provided on household characteristics and other characteristics of the respondents, as well as on crime incidents, including burglary, vandalism, assault, and rape. Class IV

Universe: All persons in the United States
12 years of age and older.

Sampling: Combination of sample from po-
lice record system and random-digit dialed
sample.

Note: For reasons of confidentiality, ICPSR
has masked several variables.

Extent of collection: 6 data files

Logical record length data format

Part 1

Record check 1, person-level data
rectangular file structure
2,077 cases
approx. 2,322 variables
3,447-unit-long record
1 record per case

Part 2

Record check 1, incident-level data
rectangular file structure
2,675 cases
approx. 162 variables
240-unit-long record
1 record per case

Part 3

Record check 2, screener data
rectangular file structure
1,097 cases
approx. 378 variables
703-unit-long record
1 record per case

Part 4

Record check 2, incident-level data
rectangular file structure
1,332 cases
approx. 326 variables
388-unit-long record
1 record per case

Part 5

National sample, current data
rectangular file structure
654 cases
approx. 405 variables
816-unit-long record
1 record per case

Part 6

National sample, experimental data
rectangular file structure
767 cases
approx. 432 variables
907-unit-long record
1 record per case

Hatcher, Chris

**Families of missing children:
Psychological consequences and
promising interventions in the
United States, 1989-1991**

(ICPSR 6140)

Summary: This study was conducted to ex-
amine the psychological reactions experi-
enced by families of missing children and to
evaluate families' utilization of and satisfac-
tion with intervention services. To address is-
sues of psychological consequences, the
events occurring prior to child loss, during the
experience of child loss, and after child re-
covery (if applicable) were studied from mul-
tiple perspectives within the family by inter-

viewing parents, spouses, siblings, and, when possible, the missing child. A sample of 249 families with one or more missing children were followed with in-home interviews, in a time series measurement design. Three time periods were used: Time Series 1, within 45 days of disappearance, Time Series 2, at 4 months post-disappearance, and Time Series 3, at 8 months post-disappearance.

Three groups of missing children and their families were studied: loss from alleged non-family abduction (stranger), loss by alleged family or parental abduction, and loss by alleged runaway. Cases were selected from four confidential sites in the United States.

The files in this collection consist of data from detailed structured interviews (Parts 1–22) and selected quantitative nationally-normed measurement instruments (Parts 23–33).

Structured interview items covered: (1) family of origin for parents of the missing child or children, (2) demographics of the current family with the missing child or children, (3) conditions in the family before the child's disappearance, (4) circumstances of the child's disappearance, (5) perception of the child's disappearance, (6) missing child search, (7) nonmissing child, concurrent family stress, (8) coping with the child's disappearance, (9) coping with a nonmissing child, concurrent family stress, (10) missing child recovery, if applicable, (11) recovered child reunification with family, if applicable, and (12) resource and assistance evaluation.

With respect to intervention services, utilization of and satisfaction with these services were assessed in each of the following categories: law enforcement services, mental health services, missing child center services, within-family social support, and community social support. The quantitative instruments collected data on family members' stress levels and reactions to stress, using the Symptom Check List-90, Achenbach Child Behavior Check List, Family Inventory of Life Events, F-COPES, Frederick Trauma Reaction Index-Adult, and Frederick Trauma Reaction Index-Child.

Universe: Families of missing children in the United States.

Sampling: Families of children missing due to family abduction and runaway were randomly selected for invitation to participate in the project from four confidential sites in the United States. Because of relatively small case

flow, virtually all nonfamily abduction cases were invited to participate.

Note: The responses to the quantitative measurement instruments from the three time periods were merged into one file per instrument/respondent (Parts 23–33). The numeric suffix of the variables indicates the time period to which the variables apply.

Extent of collection: 33 data files + machine-readable documentation (text) + SAS data definition statements + SPSS data definition statements + data collection instruments

Extent of processing: DDEF.ICPSR/ SCAN/ MDATA.ICPSR/ REFORM.DATA/ REFORM.DOC/ UNDOCCHK.ICPSR

Logical record length data format with SAS and SPSS data definition statements

**Part 1
Family information sheet data — primary respondent**

rectangular file structure
249 cases
159 variables
209-unit-long record
1 record per case

**Part 2
Family history questionnaire and first missing child data, time series 1 — primary respondent**

rectangular file structure
249 cases
1,273 variables
1,324-unit-long record
1 record per case

**Part 3
Family history questionnaire and first missing child data, time series 1 — partner**

rectangular file structure
114 cases
386 variables
390-unit-long record
1 record per case

**Part 4
Sibling questionnaire data, time series 1**

rectangular file structure
76 cases
214 variables
217-unit-long record
1 record per case

Part 5
Second missing child questionnaire data, time series 1 — primary respondent
rectangular file structure
42 cases
211 variables
216-unit-long record
1 record per case

Part 6
Second missing child questionnaire data, time series 1 — partner
rectangular file structure
11 cases
135 variables
136-unit-long record
1 record per case

Part 7
Family history questionnaire data, time series 2 — primary respondent
rectangular file structure
215 cases
1,352 variables
1,417-unit-long record
1 record per case

Part 8
Family history questionnaire data, time series 2 — partner
rectangular file structure
84 cases
1,081 variables
1,115-unit-long record
1 record per case

Part 9
Sibling questionnaire data, time series 2
rectangular file structure
70 cases
215 variables
220-unit-long record
1 record per case

Part 10
Missing child questionnaire data, time series 2
rectangular file structure
53 cases
234 variables
236-unit-long record
1 record per case

Part 11
Family history questionnaire data, time series 3 — primary respondent
rectangular file structure
203 cases
945 variables
980-unit-long record
1 record per case

Part 12
Family history questionnaire data, time series 3 — partner
rectangular file structure
68 cases
518 variables
527-unit-long record
1 record per case

Part 13
Sibling questionnaire data, time series 3
rectangular file structure
56 cases
232 variables
238-unit-long record
1 record per case

Part 14
Missing child questionnaire data, time series 3
rectangular file structure
48 cases
240 variables
242-unit-long record
1 record per case

Part 15
Recovery questionnaire data, all types of disappearances — primary respondent
rectangular file structure
199 cases
905 variables
982-unit-long record
1 record per case

Part 16
Recovery questionnaire data, all types of disappearances — partner
rectangular file structure
90 cases
269 variables
270-unit-long record
1 record per case

Part 17
Recovery questionnaire data, alleged stranger/parental abductions, first missing child — primary respondent
rectangular file structure
101 cases
303 variables
307-unit-long record
1 record per case

Part 18

Recovery questionnaire data, alleged runaway episode, first missing child — primary respondent

rectangular file structure
85 cases
177 variables
180-unit-long record
1 record per case

Part 19

Recovery questionnaire data, alleged stranger/parental abductions, second missing child — primary respondent

rectangular file structure
23 cases
184 variables
187-unit-long record
1 record per case

Part 20

Recovery questionnaire data, alleged runaway episode, second missing child — primary respondent

rectangular file structure
4 cases
174 variables
176-unit-long record
1 record per case

Part 21

Recovery questionnaire data, alleged stranger/parental abductions — missing child

rectangular file structure
15 cases
320 variables
324-unit-long record
1 record per case

Part 22

Recovery questionnaire data, alleged runaway episode — missing child

rectangular file structure
47 cases
225 variables
230-unit-long record
1 record per case

Part 23

Clinical symptoms of adults (SCL-90) — primary respondent

rectangular file structure
247 cases
63 variables
121-unit-long record
1 record per case

Part 24

Frederick trauma reaction index — primary respondent

rectangular file structure
249 cases
9 variables
12-unit-long record
1 record per case

Part 25

Frederick trauma reaction index — partner

rectangular file structure
111 cases
9 variables
12-unit-long record
1 record per case

Part 26

Frederick trauma reaction index — sibling

rectangular file structure
84 cases
9 variables
12-unit-long record
1 record per case

Part 27

Frederick trauma reaction index — first missing child

rectangular file structure
144 cases
9 variables
12-unit-long record
1 record per case

Part 28

Frederick trauma reaction index — second missing child

rectangular file structure
18 cases
9 variables
12-unit-long record
1 record per case

Part 29

Clinical symptoms of children (CBCL) — first missing child

rectangular file structure
198 cases
30 variables
63-unit-long record
1 record per case

Part 30

Clinical symptoms of children (CBCL) — second missing child

rectangular file structure
24 cases
30 variables
62-unit-long record
1 record per case

Part 31
Family inventory of life events and changes — primary respondent
rectangular file structure
249 cases
36 variables
99-unit-long record
1 record per case

Part 32
Family crisis-oriented personal scales — primary respondent
rectangular file structure
249 cases
24 variables
45-unit-long record
1 record per case

Part 33
Family crisis-oriented personal scales — partner
rectangular file structure
112 cases
24 variables
45-unit-long record
1 record per case

Related publication:
Hatcher, Chris

"Families of missing children: Psychological consequences and promising interventions in the United States, 1989-1991" (Final Report). Washington, DC: Office of Juvenile Justice and Delinquency Prevention, 1991.

Hernon, Jolene C., and Brian Forst
Criminal justice response to victim harm in the United States, 1981

(ICPSR 8249)
(included on CD-ROMs CD0014 and CD0033)

This study was sponsored by the U.S. Dept. of Justice, National Institute of Justice. The grant number is 82-IJ-CX-0009.

Summary: This data collection examines the ways in which victim harm affects decisions regarding arrest, prosecution, and sentencing, and the impact of these decisions on the victim's perception of the criminal justice system. Five types of offenses were studied: homicide, sexual assault, burglary, robbery, and aggravated assault. The victim file contains

information on personal characteristics, results of victimization, involvement in case processing, use of victim assistance service, satisfaction with case outcomes, and opinions about the court system. The police file and the prosecutor file variables cover personal background, screening decisions on scenario cases, communication with victims, and opinions about the role of victims in the criminal justice system. The prosecutor file also includes sentencing recommendations on the scenarios. Data in the judge file cover personal background, sentencing recommendations on the scenario cases, communications with victims, sources of information regarding victim harm, and opinions about the role of victims in the criminal justice system.

Universe: Population of victims and criminal justice officials in the United States.

Sampling: Eight sites were selected to represent regional variation in population size and types of victim services offered. The victim sample was a systematic sample selected from 1981 prosecutor files. Every tenth case up to 150 cases was taken from each site. Responses from criminal justice officials were obtained through convenience samples of police officers, prosecutors, and judges all of whom were experienced with the five target offenses.

Note: Codebook information for the following variables is not available: Victim File V3 and V31, Police File V3, Prosecutor File V3, and Judge File V3.

Extent of collection: 4 data files + machine-readable documentation (text and PDF) + SAS data definition statements + SPSS data definition statements

Extent of processing: CDBK.ICPSR/ RECODE/ DDEF.ICPSR/ MDATA.ICPSR/ REFORM.DATA/ SCAN/ UNDOCCHK.ICPSR/ REFORM.DOC

Logical record length data format with SAS and SPSS data definition statements

Part 1
Victim file
rectangular file structure
392 cases
160 variables
226-unit-long record
1 record per case

Part 2

Police file

rectangular file structure
111 cases
143 variables
223-unit-long record
1 record per case

Part 3

Prosecutor file

rectangular file structure
101 cases
201 variables
286-unit-long record
1 record per case

Part 4

Judge file

rectangular file structure
48 cases
160 variables
184-unit-long record
1 record per case

Related publication:

Hernon, Jolene C., and Brian Forst
"The criminal justice response to victim harm." Washington, DC: National Institute of Justice, 1984.

Holmes, William, Rhiana Kohl, and Diana Brensilber

Evaluation of the elder abuse training program in Massachusetts, 1993-1995

(ICPSR 6921)

This study was sponsored by the U.S. Dept. of Justice, National Institute of Justice. The grant number is 94-IJ-CX-K001.

Summary: These data were collected to evaluate the Elder Protection Project in Massachusetts, sponsored by the Massachusetts Attorney General's Office and funded by the Massachusetts Committee on Criminal Justice. The mission of the project was to train police officers to be aware of the changing demographics of the elderly population in Massachusetts and to communicate effectively and sensitively with senior adults so that officers could effectively intervene, report, and investigate instances of elder victimization, neglect, and financial exploitation. These data examine the quality of instruction given at the advanced training sessions conducted between September 1993 and May

1994 and offered in all regions of the state in coordination with local protective service agencies. Variables include the respondent's agency and job title, type of elder abuse programs offered by the agency, the respondent's estimate of the percentage of actual elder abuse reported in his/her area, and the respondent's opinion on the greatest obstacles to having elder abuse reported. Respondents rated their knowledge of elder abuse reporting laws, procedures for responding to elder abuse incidents, unique aspects of communicating with elderly people, and formal training on recognizing signs of elder abuse. Respondents that completed the two-day advanced law enforcement elder abuse training program rated the quality of the training and were also asked about issues related to elder abuse not covered in the training, names of new programs in the department or agency initiated as a result of the training, aspects of the training most useful and least useful, and suggestions regarding how the training program could be improved.

Universe: Individuals invited to participate in the advanced training sessions of the Massachusetts Elderly Protection Project in September 1993 to May 1994.

Sampling: A sample of individuals who were invited to participate in the advanced training programs. Respondents were selected based on communities where elder abuse report data were initially accessible from protection service agencies. A majority of the sample (90 percent) were representatives of the law enforcement community, which was true for the training classes in general. Other participants included protective service workers, victim/witness advocates, and District Attorneys.

Extent of collection: 1 data file + machine-readable documentation (PDF) + SAS data definition statements + SPSS data definition statements

Extent of processing: SCAN/ REFORM.DAT/ REFORM.DOC/ UNDOCCHK.ICPSR/ RECODE/ MDATA.ICPSR/ CDBK.ICPSR/ DDEF.ICPSR

Logical record length data format with SAS and SPSS data definition statements

rectangular file structure
134 cases
34 variables
1,018-unit long record
2 records per case

Related publication:

Kohl, Rhiana, Diana Brensilber, and William Holmes

"Elderly protection project" (Final Report).
Washington, DC: National Institute of Justice, 1995.

Home Office Research and Planning Unit

British crime survey, 1982

(ICPSR 8672)

Summary: The primary purpose of the British Crime Survey was to estimate how many of the public in England, Scotland, and Wales are victims of selected types of crime over a year, describing the circumstances under which people become victims, and the consequences of crime for victims. Other aims included providing background information on fear of crime among the public and on public contact with the police. Respondents were asked a series of screening questions to establish whether they or their households had been victims of relevant crimes during the one-year reference period. They were then asked a series of very detailed questions about the incidents they reported. Basic descriptive background information on respondents and their households was collected to allow analysis of the sorts of people who do and do not become victims. Information was also collected on other areas that were of intrinsic interest and that could usefully be related to experience as a victim, namely, fear of crime, contact with the police, lifestyle, and self-reported offending.
Class IV

Universe: People aged 16 and over living in private households in England, Scotland, and Wales and whose addresses appear in the electoral registers.

Sampling: Multistage probability sample using electoral registers as the frame.

Note: (1) This collection offers three distinct representations of British Crime Survey data. They are Parts 1-3, Part 4, and Part 5. Part 1 consists of data captured on the Main Questionnaire. Part 2 represents data from the Victim Form. Part 3 consists of data collected via the Follow-Up Questionnaire. Parts 1-3 are documented with SPSS data definition statements and the nonnumeric codes "-1" and "-2" are used to represent missing data. Part 4 is a hierarchically structured file con-

sisting of five cards per respondent containing data from the Main Questionnaire (approximately 188 variables), followed by five cards per Victim Form (approximately 290 variables) for up to four Victim Forms per respondent, followed by five cards containing data from the Follow-Up Questionnaire (approximately 230 variables). Only respondents reporting incidents of victimization have Victim Forms. The Follow-Up Questionnaire was administered to all respondents reporting incidents of victimization and to two in five other respondents. Part 5 is identical to Part 4 except that it has been "padded" by inserting blank cards so that there are 30 80-column cards for each respondent. The codebook describes Parts 4 and 5 only. (2) Hard-copy documentation describes interviews with 5,031 people in Scotland; however, data for Scotland are not included in this dataset.

Home Office Research and Planning Unit

British crime surveys, 1984

(ICPSR 8685)

Summary: In 1982 the Home Office conducted the first British Crime Survey, a major study with the aim of discovering levels of victimization in Britain, and of producing attitudinal data on issues relating to crime. The survey was repeated in 1984 and was restricted to England and Wales whereas the previous study had included Scotland. The survey set out to replicate the previous one as far as possible. Other than questions having to do with victimization and basic demographic details, the topics covered in the questionnaire were: general opinion of the local area, fear of crime and precautions taken, likelihood of crime occurring, extent of "incivilities" in the area, seriousness of various crimes, attitudes towards punishment and prison reform, victim support schemes, neighborhood watch schemes, and self-reported offending.
Class IV

Universe: In England and Wales, people aged 16 and over, living in private accommodations.

Sampling: Stratified sample based on residency.

Extent of collection: 1 data file

Card image data format

rectangular file structure
11,030 cases
188 variables
80-unit-long record
16 records per case

Great Britain Home Office Research and Planning Unit

British crime survey, 1988
(ICPSR 9850)

Summary: This 1988 survey, the third in a series of surveys instituted by the Home Office in 1982, examines levels of victimization in Great Britain and offers attitudinal data on issues relating to crime. The 1988 survey was intended to replicate the 1982 and 1984 surveys (ICPSR 8672 and 8685) as much as possible. However, in 1988 an additional sample of ethnic minority respondents was included. Respondents were asked a series of screening questions to establish whether they had been the victims of crime during the reference period, and another series of detailed questions about the incidents they reported. Basic descriptive background information, such as sex, age, employment, education, and number of children, was also collected on the respondents and their households. Other information was collected on fear of crime, contact with the police, lifestyle, and self-reported offending. Part 1 consists of data captured on the Demographic Questionnaire. Parts 2 and 3 represent data collected via Follow-Up Questionnaire A and Follow-Up Questionnaire B, respectively. Each respondent completed one of the two Follow-Up Questionnaires, with all respondents in the ethnic minority sample completing Follow-Up Questionnaire B. Part 4 consists of data from the Main Questionnaire. Each respondent completed a Main Questionnaire which included a large number of screening questions to identify crime victims, and some attitudinal questions. Part 5 consists of data collected from the Victim Form. Only respondents reporting incidents of victimization on the Main Questionnaire have Victim Forms, with up to four Victim Forms per respondent. The unit of analysis for this collection is the individual. Class IV

Universe: Individuals aged 16 and over living in private households in England and Wales whose addresses appear in the electoral registers.

Sampling: Multistage probability sample using electoral registers as the frame.

Extent of collection: 5 data files + SAS data definition statements + SPSS data definition statements

Extent of processing: MDATA/ CONCHK.PR/
UNDOCCHK.PR

Logical record length data format with SAS and SPSS data definition statements

Part 1
Demographic file
rectangular file structure
11,741 cases
73 variables
174-unit-long record
1 record per case

Part 2
Follow-up A file
rectangular file structure
5,444 cases
335 variables
694-unit-long record
1 record per case

Part 3
Follow-up B file
rectangular file structure
6,297 cases
369 variables
764-unit-long record
1 record per case

Part 4
Main file
rectangular file structure
11,741 cases
213 variables
458-unit-long record
1 record per case

Part 5
Victim file
rectangular file structure
7,831 cases
426 variables
873-unit-long record
1 record per case

Great Britain Home Office Research and Planning Unit

British crime survey, 1992

(ICPSR 6717)

Summary: The fourth in a series of surveys instituted by the Home Office in 1982, this survey examines levels of victimization in Great Britain and offers attitudinal data on issues relating to crime. The 1992 survey was intended to replicate the 1982, 1984, and 1988 surveys (ICPSR 8672, 8685, and 9850) in methodology and content as much as possible. In 1992, a "core" sample of 10,059 adults along with booster samples of 1,650 ethnic minority adults and 1,350 young people aged 12-15 resident in the same households as adult respondents were interviewed. The 1988 survey had also included an ethnic minority booster sample employing the same sampling method. Respondents were asked a series of screening questions to establish whether they had been the victims of crime during the reference period, and another series of detailed questions about the incidents they reported. Basic descriptive background information, such as sex, age, employment, education, and number of children, was also collected on the respondents and their households. Other information was elicited on fear of crime, contact with the police, lifestyle, and self-reported offending. Part 1, Demographic File, consists of data captured on the Demographic Questionnaire. Parts 2 and 3 represent data collected via Follow-Up Questionnaire A and Follow-Up Questionnaire B, respectively. Each respondent completed one of the two Follow-Up Questionnaires, with all respondents in the ethnic minority booster sample completing Follow-Up Questionnaire A. Part 4, Main File, consists of data from the Main Questionnaire. Each respondent completed a Main Questionnaire that included some attitudinal questions and a large number of screening questions to identify crime victims. Data in Part 5, Victim File, were collected from the Victim Form. Only respondents reporting incidents of victimization on the Main Questionnaire have Victim Forms, with up to four Victim Forms per respondent. The unit of analysis for this collection is the individual.

Universe: Individuals aged 16 and over living in private households in England and Wales whose addresses appear in the postal code address file.

Sampling: Multistage probability sample using the postal code address file as the frame.

Note: The SAS and SPSS data definition statements provided with this collection are incomplete. SAS proc format statements, SAS format statements, and SPSS value label statements are not supplied.

Extent of collection: 5 data files + SAS data definition statements + SPSS data definition statements

Extent of processing: CONCHK.PR/MDATA.PR/DDEF.ICPSR

Logical record length data format with SAS and SPSS data definition statements

Part 1
Demographic file
rectangular file structure
11,713 cases
144 variables
310-unit-long record
1 record per case

Part 2
Follow-up A file
rectangular file structure
6,460 cases
159 variables
337-unit-long record
1 record per case

Part 3
Follow-up B file
rectangular file structure
5,253 cases
264 variables
547-unit-long record
1 record per case

Part 4
Main file
rectangular file structure
11,713 cases
223 variables
480-unit-long record
1 record per case

Part 5
Victim file
rectangular file structure
7,806 cases
392 variables
816-unit-long record
1 record per case

Great Britain Home Office Research and Planning Unit

British crime survey, 1992: Teenage booster sample

(ICPSR 6834)

Summary: This survey was conducted in parallel with the **British crime survey, 1992** (ICPSR 6717) in the same households among the age group 12–15. The survey covers victimization out of the home, contacts with the police, and self-reported offending. The questions replicate the adult version as much as possible. Respondents were asked a series of screening questions to establish whether they had been victims of crime during the reference period, and another series of detailed questions about the incidents they reported. Basic descriptive background information was also collected on the respondent. Other information was elicited on fear of crime, contact with the police, lifestyle, and self-reported offending. The unit of analysis for this collection is the individual.

Universe: Individuals aged 12–15 living in private households in England and Wales.

Sampling: Multistage probability sample using the postal code address file as the frame.

Note: The SAS and SPSS data definition statements provided with this collection are incomplete. SAS proc format statements, SAS format statements, SPSS value label statements, and SPSS missing value statements are not supplied.

Extent of collection: 1 data file + SAS data definition statements + SPSS data definition statements

Extent of processing: DDEF.ICPSR

Logical record length data format with SAS and SPSS data definition statements

rectangular file structure
1,350 cases
374 variables
697-unit-long record
1 record per case

ICVS International Working Group, Anna Alvazzi del Frate, Jan J.M. van Dijk, John van Kesteren, Pat Mayhew, and Ugi Svekic

International crime victim survey (ICVS), 1989–1997

(ICPSR 2973)

Summary: The International Crime Victim Survey (ICVS) was a far-reaching program of standardized sample surveys that investigated householders' experiences with crime, policing, crime prevention, and perceptions of safety. The surveys were carried out in the following countries: Albania, Argentina, Australia, Austria, Belarus, Belgium, Bolivia, Botswana, Brazil, Bulgaria, Canada, Chechnia, China, Colombia, Costa Rica, Croatia, Egypt, England and Wales, Estonia, Finland, France, Georgia, Germany (West), Hungary, India, Indonesia, Italy, Japan, Kyrgyzstan, Latvia, Lithuania, Macedonia, Malta, Mongolia, the Netherlands, New Zealand, Northern Ireland, Norway, Paraguay, the Philippines, Poland, Rumania, Russia, Scotland, Slovakia, Slovenia, South Africa, Spain, Sweden, Switzerland, Tanzania, Tunisia, Uganda, Ukraine, the United States, Yugoslavia, and Zimbabwe. The data were collected in three waves: 1989, 1992–1994, and 1995–1997. The main focus of the ICVS was whether the respondent was a victim of theft of or from vehicles, other thefts, vandalism, robbery, pick-pocketing, sexual harassment or violence, or assault. The surveys also investigated the frequency of victimization, reasons for not reporting a crime to the police, familiarity with the offender in the case of a sexual offense, physical violence, injuries, fear of crime in the respondent's local area, use of help agencies for victims, satisfaction with police behavior, preferred legal sanctions, punishment, and length of detention for offenders, safety precautions when leaving home, possession of a gun, burglar alarm, or insurance, and frequency of going out.

Universe: Persons aged 16 and over living in Albania, Argentina, Australia, Austria, Belarus, Belgium, Bolivia, Botswana, Brazil, Bulgaria, Canada, Chechnia, China, Colombia, Costa Rica, Croatia, Egypt, England and Wales, Estonia, Finland, France, Georgia, Germany (West), Hungary, India, Indonesia, Italy, Japan, Kyrgyzstan, Latvia, Lithuania, Macedonia, Malta, Mongolia, the Netherlands, New Zealand, Northern Ireland, Norway, Paraguay, the Philippines, Poland, Rumania, Russia, Scotland, Slovakia, Slovenia, South Africa, Spain, Sweden, Switzerland,

Tanzania, Tunisia, Uganda, Ukraine, the U.S., Yugoslavia, and Zimbabwe.

Sampling: Samples of 1,000 to 2,000 were drawn from the population of each country's largest city. In a few countries, the surveys covered several cities by random dialing. In some countries, there was an additional sample of 200 cases from rural areas, or a national sample was taken. Sampling was generally hierarchical. It began with identifying administrative areas within the city, followed by a step-by-step procedure aiming at identifying areas, streets, blocks, households, and, finally, household members aged 16 and over. No substitution of the selected respondent was allowed. There were some exceptions to this procedure. In Finland, a random selection of individuals was drawn from the population register. In Northern Ireland and some rural parts of Spain, telephone penetration was low and interviews were taken face-to-face with some computer assistance.

Note: The principal investigator requests that any publications using ICVS data be sent to John van Kesteren, ICVS International Working Group, University of Leiden, Hugo de Grootstraat 27, P.O. Box 9520, 2300 RA Leiden, the Netherlands.

Extent of collection: 1 data file + machine-readable documentation (PDF) + SAS data definition statements + SPSS data definition statements

Extent of processing: CDBK.ICPSR/ REFORM.DATA/ DDEF.ICPSR/ SCAN/ REFORM.DOC

Logical record length data format with SAS and SPSS data definition statements

rectangular file structure
136,464 cases
511 variables
874-unit-long record
1 record per case

Innes, Christopher A.

**National crime surveys extract:
Personal crime longitudinal
files, 1976-1982**

(ICPSR 8315)

(included on CD-ROM CD0030)

Summary: The National Crime Survey (NCS) collects data on personal and household vic-

timization through an ongoing national survey of households and household members. Only data for robbery and assaults are included in this dataset. There are two data files: Assault Victim Experiences, and Victim and Non-Victim Responses. Items included are time and place of occurrence, injuries suffered, medical expenses incurred, number, age, race, and sex of offender(s), relationship of offender(s) to victim, marital status, employment, military experience, and residency.

Universe: Persons aged 12 years and older living in households in the United States.

Sampling: A stratified multistage cluster sample was selected.

Extent of collection: 2 data files + machine-readable documentation (text) + OSIRIS dictionary + SAS data definition statements + SPSS data definition statements

Extent of processing: CDBK.ICPSR/ RECODE/ MDATA.ICPSR/ DDEF.ICPSR/ UNDOCCHK.ICPSR

Logical record length data format with SAS and SPSS data definition statements

Part 1

Assault victim experiences

rectangular file structure
5,846 cases
584 variables
914-unit-long record
1 record per case

Part 2

Victim and non-victim responses

rectangular file structure
108,245 cases
296 variables
530-unit-long record
1 record per case

Kilpatrick, Dean G., and Benjamin E. Saunders

**National survey of adolescents in the
United States, 1995**

(ICPSR 2833)

(included on CD-ROM CD0033)

This study was sponsored by the U.S. Dept. of Justice, National Institute of Justice. The grant number is 93-IJ-CX-0023.

Summary: The goal of this study was to test specific hypotheses illustrating the relationships among serious victimization experiences, the mental health effects of victimization, substance abuse/use, and delinquent behavior in adolescents. The study assessed both familial and nonfamilial types of violence. It was designed as a telephone survey of American youth aged 12–17 living in United States households and residing with a parent or guardian. One parent or guardian in each household was interviewed briefly to establish rapport, secure permission to interview the targeted adolescent, and to ensure the collection of comparative data to examine potential nonresponse bias from households without adolescent participation. All interviews with parents and adolescents were conducted using Computer-Assisted Telephone Interviewing (CATI) technology. From the surveys of parents and adolescents, the principal investigators created one data file by attaching the data from the parents to the records of their respective adolescents. Adolescents were asked whether violence and drug abuse were problems in their schools and communities and what types of violence they had personally witnessed. They were also asked about other stressful events in their lives, such as the loss of a family member, divorce, unemployment, moving to a new home or school, serious illness or injury, and natural disaster. Questions regarding history of sexual assault, physical assault, and harsh physical discipline elicited a description of the event and perpetrator, extent of injuries, age at abuse, whether alcohol or drugs were involved, and who was informed of the incident. Information was also gathered on the delinquent behavior of respondents and their friends, including destruction of property, assault, theft, sexual assault, and gang activity. Other questions covered history of personal and family substance use and mental health indicators, such as major depression, post-traumatic stress disorders, weight changes, sleeping disorders, and problems concentrating. Demographic information was gathered from the adolescents on age, race, gender, number of people living in household, and grade in school. Parents were asked whether they were concerned about violent crime, affordable child care, drug abuse, educational quality, gangs, and the safety of their children at school. In addition, they were questioned about their own victimization experiences and whether they discussed personal safety issues with their children. Parents also supplied demographic information on gender, marital status, number of children, employment status, education, race, and income.

Universe: Adolescents aged 12–17 in the United States.

Sampling: Stratified random sample.

Extent of collection: 1 data file + machine-readable documentation (PDF) + SAS data definition statements + SPSS data definition statements

Extent of processing: CDBK.ICPSR/ SCAN/ DDEF.ICPSR/ MDATA.ICPSR/ REFORM.DATA/ REFORM.DOC/ UNDOCCHK.ICPSR

Logical record length data format with SAS and SPSS data definition statements

rectangular file structure
4,023 cases
1,123 variables
1,740-unit-long record
1 record per case

Related publications:

Kilpatrick, Dean G., Ron Acierno, Benjamin Saunders, Heidi S. Resnick, Connie L. Best, Paula P. Schnurr

"Risk factors for adolescent substance abuse and dependence: Data from a national sample." *Journal of Consulting & Clinical Psychology* 68,1 (February 2000), 19–30.

Acierno, R., et al.

"Assault, PTSD, family substance use, and depression as risk factors for cigarette use in youth: Findings from the national survey of adolescents." *Journal of Traumatic Stress* 13,3 (July 2000), 381–396.

Knudten, Richard D., Mary S. Knudten, and William G. Doerner

Victims and witnesses in Milwaukee County, Wisconsin: Impact of crime and experience with the criminal justice system, 1974–1975

(ICPSR 6369)

Summary: This study was designed to examine victim and witness attitudes, beliefs, problems, and needs as a result of the criminal act and as a consequence of interactions with the criminal justice system. The study dealt with three samples. Two of the samples included victims and witnesses currently involved in the criminal justice system in Milwaukee County, Wisconsin ("in-system" sam-

ples). The third sample included victims originally located by the National Crime Survey conducted in Milwaukee in early 1974, who were reinterviewed on behalf of this project by the United States Bureau of the Census ("community" sample). Members of the "in-system" samples were contacted as their cases were considered at one of four stages in the criminal justice process: (1) the screening conference in the district attorney's office, (2) the preliminary hearing, (3) the misdemeanor trial, or (4) the felony trial. Both the in-system and community respondents were asked about their attitudes toward security and safety, criminals, and restitution, what problems crime victims may have as a result of experiencing the crime and going to court, and their satisfaction with the handling of their case by the police, the district attorney, and the judge. Incident data cover the respondent's relationship to the offender, injuries sustained, type of crime and what happened, reason for calling/not calling police, and losses resulting from the crime. Follow-up data supply information on resulting emotional problems and other problems resulting from the crime, how people close to the respondent were affected, financial, interpersonal, and physical-emotional crime-related problems, and court system-related problems. Additional questions were asked about the types of services provided by social agencies to the crime victims and witnesses, the respondent's opinion of the behavior of the police, and, for victims, perceptions of the importance of providing help for crime victims. Demographic variables include age, education, race, sex, income, occupational prestige status, and employment history of respondents.

Universe: Milwaukee County, Wisconsin, crime victims aged 12 and over.

Sampling: Of a total of approximately 23,700 persons in the initial 1974 sample of Milwaukee County citizens, about 5,400 persons aged 12 and over were identified as having been victimized by crime. Each of the 5,400 persons was placed in one strata on the basis of whether the victimization was of a personal or property nature or whether it was classified as serious or nonserious. The final randomly-selected sample of 2,177 persons included all those who had been victims of at least one serious personal crime, at least one serious property crime, or at least one nonserious property crime.

Note: This hierarchical dataset has two separate record types: Record I contains house-

hold/person data, and Record II contains victimization data. For Record I, there are 186 variables for the 2,177 household/person records. For Record II, there are 694 variables for the 5,324 victimization records.

Extent of collection: 1 data file + machine-readable documentation (text)

Extent of processing: SCAN/MDATA.PR

Logical record length data format

hierarchical file structure
960-unit-long record

Related publication:

Knudten, Richard D., Anthony C. Meade, Mary S. Knudten, and William G. Doerner "Victims and witnesses: Impact of crime and their experience with the criminal justice system, 1974-1975" (Final Report). Milwaukee, WI: Marquette University, Center for Criminal Justice and Social Policy, 1976.

Koss, Mary P.

Criminal victimization among women in Cleveland, Ohio: Impact on health status and medical service usage, 1986

(ICPSR 9920)

(included on CD-ROM CD0033)

This study was sponsored by the U.S. Dept. of Justice, National Institute of Justice. The grant number is 85-IJ-CX-0038.

Summary: The impact of criminal victimization on the health status of women is the focus of this data collection. The researchers examined the extent to which victimized women differed from nonvictimized women in terms of their physical and psychological well-being and their use of medical services. The sample was drawn from female members of a health maintenance plan at a worksite in Cleveland, Ohio. Questions used to measure criminal victimization were taken from the National Crime Survey and focused on purse snatching, home burglary, attempted robbery, robbery with force, threatened assault, and assault. In addition, specific questions concerning rape and attempted rape were developed for the study. Health status was assessed by using a number of instruments, including the Cornell Medical Index, the Mental Health Index, and the RAND

test battery for their Health Insurance Experiment. Medical service usage was assessed by reference to medical records. Demographic information includes age, race, income, and education. Class III

Universe: Adult women who were members of a health maintenance plan at a worksite in Cleveland, Ohio, in 1986.

Sampling: Two sampling methods were used. Approximately 20 percent of the female members of the health maintenance plan were contacted by telephone. This resulted in 194 completed personal interviews. To augment the number of victimized women included in the sample, screening surveys were sent to all women health plan members (a total mailing of 5,086 with 2,291 responding), resulting in another 219 completed interviews.

Note: SPSS program files, which enable the user to create new variables and to perform statistical calculations, are provided.

Extent of collection: 2 data files + machine-readable documentation (text and PDF) + SAS data definition statements + SPSS data definition statements + accompanying computer programs

Extent of processing: MDATA/ REFORM.DOC

Logical record length data format with SAS and SPSS data definition statements

Part 1

Interview data

rectangular file structure
413 cases
514 variables
711-unit-long record
1 record per case

Part 2

Mail survey data

rectangular file structure
2,291 cases
61 variables
114-unit-long record
1 record per case

Related publications:

Koss, Mary P., Paul G. Koss, and W. Joy Woodruff

"Deleterious effects of criminal victimization on women's health and medical utilization." *Archives of Internal Medicine* 151 (February 1991), 342-347.

Koss, Mary P., Paul G. Koss, and W. Joy Woodruff

"Relation of criminal victimization to health perceptions among women medical patients." *Journal of Clinical and Consulting Psychology* 58,2 (1990), 147-152.

Koss, Mary P., W. Joy Woodruff, and Paul G. Koss

"Criminal victimization among primary care medical patients: Prevalence, incidence, and physician usage." *Behavioral Sciences and the Law* 9 (1991), 1-12.

Lloyd, Susan

Women and violence in Chicago, Illinois, 1994-1995

(ICPSR 2958)

(included on CD-ROM CD0033)

Summary: The purpose of this study was to examine the impact of domestic violence on women's labor force participation. The hypothesis was that women who had experienced domestic violence would have lower rates of labor force participation than women with no history of domestic violence. The University of Illinois Survey Research Laboratory conducted door-to-door interviews with women in the Humboldt Park, Montclare, and Belmont-Cragin community areas of Chicago. Data collection for Part 1, Humboldt Park Data, ran from September 16, 1994, through April 9, 1995. Interviews were completed with 824 adult women residing in the Humboldt Park neighborhood. Data collection for Part 2, Montclare and Belmont-Cragin Data, ran from April 10, 1995, through October 15, 1995. Interviews were completed with 149 adult women residing in the Montclare and Belmont-Cragin community areas. Demographic information was collected on respondent's race; marital status; income; education; employment histories of the respondent, respondent's husband or boyfriend, and parents; and citizenship. Other variables include economic and social problems of the respondent's neighborhood; respondent's relationships with men; experiences as a victim of physical and sexual abuse by a husband or boyfriend; if the respondent had physical and mental problems during the past 12 months; if the respondent smoked or used alcohol or drugs; the number of days domestic problems prevented the respondent from working or going to school; whether respondent was emotionally, physically, or sexually abused as a child or teenager.

er; in what ways the respondent's past experiences had affected her education and employment; respondent's current work experience and earnings; and whether the respondent received any type of public assistance.

Universe: Women 18 years of age or older in the Humboldt Park, Montclare, and Belmont-Cragin communities of Chicago.

Sampling: To minimize costs and interviewer travel time, the primary sampling unit selected was the block, and each housing unit on the sampled blocks was included. The 1990 Census Tract/Block Numbering Area Outline Map and 1990 Census of Population and Housing data were used to construct a sampling frame of the total number of housing units by block and census tract in each neighborhood. A random number generator was used to take a simple random sample of blocks from the sampling frame.

Extent of collection: 2 data files + machine-readable documentation (PDF) + SAS data definition statements + SPSS data definition statements

Extent of processing: CDBK.ICPSR/ SCAN/ DDEF.ICPSR/ MDATA.ICPSR/ REFORM.DATA/ REFORM.DOC/ UNDOCCHK.ICPSR

Logical record length data format with SAS and SPSS data definition statements

Part 1

Humboldt Park data

rectangular file structure

824 cases

339 variables

554-unit-long record

1 record per case

Part 2

Montclare and Belmont-Cragin data

rectangular file structure

149 cases

357 variables

612-unit-long record

1 record per case

Lohr, Sharon L., and Mark R. Conaway

National crime surveys longitudinal file, 1988-1989: [Selected variables]

(ICPSR 6063)

(included on CD-ROM CD0030)

Summary: This longitudinal file for the National Crime Surveys (NCS) contains selected variables related to whether a crime was reported to the police for households that responded to the NCS on three consecutive interviews between July 1988 and December 1989 and had experienced at least one criminal victimization during that time period. Variable names, for the most part, are identical to those used in the hierarchical files currently available for the National Crime Surveys (see **National crime surveys: National sample, 1986-1991 [Near-term data]** [ICPSR 8864]). Three new variables were created, and one existing variable was altered. The TIME variable describes whether the interview was the first, second, or third for the household in the period between July 1988 and December 1989. V4410 was recoded to give the most important reason the crime was not reported to the police for all households that responded to questions V4390-V4410. RELNOFF was created from variables V4209-V4267 to reflect the closest relation any offender had to the victim, and INJURE was created from variables V4100-V4107 to indicate minor injury, serious injury, or none at all. The file is sorted by households. Class IV

Universe: The universe for the NCS is all persons aged 12 and older living in households and group quarters in the United States.

Sampling: For the NCS, a stratified multi-stage cluster sampling design was employed. For this longitudinal file, households participating in three NCS interviews and having at least one victimization during the time period July 1988-December 1989 were selected.

Extent of collection: 1 data file + machine-readable documentation (text) + SAS data definition statements + SPSS data definition statements

Logical record length data format with SAS and SPSS data definition statements

rectangular file structure
48,884 cases
118 variables
191-unit-long record
1 record per case

McEwen, J. Thomas

National victim assistance agency survey, 1992

(ICPSR 6436)

This study was sponsored by the U.S. Dept. of Justice, National Institute of Justice. The grant number is OJP-89-C-009.

Summary: This data collection examines victim assistance programs that are operated by law enforcement agencies, prosecutor's offices, and independent assistance agencies. Victim assistance programs came into being when it was discovered that, in addition to the physical, emotional, and financial impact of a crime, victims often experience a "second victimization" because of insensitive treatment by the criminal justice system. Specifically, this study sought to answer the following questions: (1) What are the current staffing levels of victim assistance programs? (2) What types of victims come to the attention of the programs? (3) What types of services are provided to victims? and (4) What are the operational and training needs of victim assistance programs? The survey was sent to 519 police departments, sheriff departments, and prosecutor's offices identified as having victim assistance programs. Also, 172 independent full-service agencies that were believed to provide referral or direct services to victims (not just advocacy) were also sent surveys. Variables on staffing levels include the number of full-time, part-time, and volunteer personnel, and the education and years of experience of paid staff. Victim information includes the number of victims served for various types of crime, and the percent of victims served identified by race/ethnicity and by age characteristics (under 16 years old, 17-64 years old, and over 65 years old). Variables about services include percent estimates on the number of victims receiving various types of assistance, such as information on their rights, information on criminal justice processes, "next-day" crisis counseling, short-term supportive counseling, or transportation. Other data gathered include the number of victims for which the agency arranged emergency loans; accompanied to

line-ups, police or prosecutor interviews, or court; assisted in applying for state victim compensation; prepared victim impact statements; notified of court dates or parole hearings; or made referrals to social service agencies or mental health agencies. Information is also presented on training provided to criminal justice, medical, mental health, or other victim assistance agency personnel, and whether the agency conducted community or public school education programs. Agencies ranked their need for more timely victim notification of various criminal justice events, improvement or implementation of various forms of victim and public protection, and improvement of victim participation in various stages of the criminal justice process. Agencies also provided information on training objectives for their agency, number of hours of mandatory pre-service and in-service training, types of information provided during the training of their staff, sources for their training, and the priority of additional types of training for their staff. Agency variables include type of agency, year started, and budget information.

Universe: All agencies with victim assistance programs in the United States.

Sampling: Agencies receiving surveys were identified by the 1990 National Assessment Program (NAP) survey and through the National Organization of Victim Assistance (NOVA).

Extent of collection: 1 data file + machine-readable documentation (text) + SAS data definition statements + SPSS data definition statements + data collection instrument

Extent of processing: UNDOCCHK.ICPSR/
CDBK.ICPSR/ MDATA.PR/ DDEF.ICPSR/
REFORM.DATA/ REFORM.DOC

Logical record length data format with SAS and SPSS data definition statements

rectangular file structure
319 cases
208 variables
310-unit-long record
1 record per case

Related publication:
McEwen, Tom

"Understanding the needs of victim assistance programs" (Final Report). Washington, DC: National Institute of Justice, 1993.

Miethe, Terance D.

Testing theories of criminality and victimization in Seattle, 1960-1990

(ICPSR 9741)

(included on CD-ROM CD0024)

Summary: The primary objective of this study was to test criminal opportunity theories of victimization and the collective benefits or harm resulting from citizen-based crime control activities. Other areas of investigation included crime displacement, "free-rider" effects (i.e., crimes occurring in conjunction with other crimes), and a multilevel analysis of victimization risks. Two types of data were gathered for this collection. First, census tract data were used to determine tracts that had not changed their physical boundaries since 1960. In addition, statistics were gathered from police reports for the same years. Variables for the census tract data (Part 1) include median family income in constant 1980 dollars, average number of persons per occupied housing unit, percent of labor force taking public transportation to work, percent of children under 18 living with both parents, and percent of civilian labor force that was female. Police report variables in Part 1 include rates per 100,000 population for homicide, rape, robbery, assault, residential burglary, and automobile theft. Secondly, during a telephone survey of Seattle residents conducted in 1990, respondents were asked a variety of questions about their experiences with crime and victimization. This data, presented in Part 2, cover burglaries, stolen property, physical assaults by strangers, vandalism, car thefts, type of neighborhood, type of home, security measures taken, and socio-demographic conditions. The unit of analysis for this data collection is housing units.

Universe: For the telephone survey, households in Seattle with telephones in 1990. For the census data, census tracts in Seattle that had not changed their physical boundaries since 1960.

Sampling: Multistage clustered sampling of 600 selected city blocks and immediate neighbors on these blocks in 100 census tracts in Seattle, WA. Interviews were completed with 5,302 residents of these blocks/neighborhoods.

Extent of collection: 2 data files + machine-readable documentation (PDF) + SAS data definition statements + SPSS data definition statements

Extent of processing: DDEF.ICPSR/
MDATA.ICPSR/ REFORM.DATA/ REFORM.DOC

Logical record length data format with SAS and SPSS data definition statements

Part 1

Raw data for census tracts, 1960-1980

rectangular file structure
342 cases
17 variables
100-unit-long record
1 record per case

Part 2

Raw data for telephone survey

rectangular file structure
5,302 cases
164 variables
178-unit-long record
1 record per case

Related publications:

Miethe, Terance D.

"Citizen-based crime control activity and victimization risks: An examination of displacement and free-rider effects." *Criminology* 29,3 (1991), 419-439.

Miethe, Terance D., and David McDowall

"Contextual effects in models of criminal victimization." Paper presented at the annual meetings of the American Society of Criminology. San Francisco, CA: November 20-23, 1991.

Pate, Antony, and Sampson Annan

Reducing fear of crime: Program evaluation surveys in Newark and Houston, 1983-1984

(ICPSR 8496)

(included on CD-ROM CD0024)

This study was sponsored by the U.S. Dept. of Justice, National Institute of Justice. The grant number is 83-IJ-CX-0003.

Summary: Households and establishments in seven neighborhoods in Houston, Texas, and Newark, New Jersey, were surveyed to determine the extent of victimization experiences and crime prevention measures in these areas. Citizens' attitudes toward the police were also examined. Baseline data were collected to determine residents' perceptions of crime, victimization experiences, crime-avoidance behavior, and level of satisfaction with the quality of life in their neighbor-

hoods (Parts 1 and 3). Follow-up surveys were conducted to evaluate the effectiveness of experimental police programs designed to reduce the fear of crime within the communities. These results are presented in Parts 2 and 4. In Part 5, questions similar to those in the baseline survey were posed to two groups of victims who reported crimes to the police. One group had received a follow-up call to provide the victim with information, assistance, and reassurance that someone cared, and the other was a control group of victims that had not received a follow-up call. Part 6 contains data from a newsletter experiment conducted by the police departments after the baseline data were gathered, in one area each of Houston and Newark. Two versions of an anti-crime newsletter were mailed to respondents to the baseline survey and also to nonrespondents living in the area. These groups were then interviewed, along with control groups of baseline respondents and nonrespondents who might have seen the newsletter but were not selected for the mailing. Demographic data collected include age, sex, race, education and employment.

Universe: Residents and nonresidential establishments from neighborhoods in Newark and Houston.

Sampling: Parts 1 and 6: Random sample of households. Part 2: Follow-up interviews from the same respondents who completed surveys in the pre-intervention stage, and first-time respondents from households in the pre-intervention sample who did not complete the first survey. Parts 3 and 4: Random sample of nonresidential establishments. Part 5: Random sample of victims.

Extent of collection: 6 data files + machine-readable documentation (PDF) + SAS data definition statements + SPSS data definition statements + data collection instruments (PDF)

Extent of processing: CDBK.ICPSR/ SCAN/ DDEF.ICPSR/ MDATA.ICPSR/ REFORM.DATA/ REFORM.DOC/ UNDOCCHK.ICPSR

Logical record length data format with SAS and SPSS data definition statements

Part 1
Pre-intervention surveys of residential neighborhoods

rectangular file structure
3,014 cases
434 variables
741-unit-long record
1 record per case

Part 2
Post-intervention surveys of residential neighborhoods

rectangular file structure
3,079 cases
343 variables
676-unit-long record
1 record per case

Part 3
Pre-intervention surveys of nonresidential establishments

rectangular file structure
293 cases
205 variables
429-unit-long record
1 record per case

Part 4
Post-intervention surveys of nonresidential establishments

rectangular file structure
299 cases
195 variables
363-unit-long record
1 record per case

Part 5
Follow-up study of victims from Houston, Texas

rectangular file structure
485 cases
224 variables
462-unit-long record
1 record per case

Part 6
Questionnaire newsletter

rectangular file structure
819 cases
633 variables
1,233-unit-long record
1 record per case

Pennell, Susan, Cynthia Burke Rienick,
and Darlaine Hocter Mulmat

**Nature and scope of violence against
women in San Diego [California],
1996-1998**

(ICPSR 3019)

This study was sponsored by the U.S. Dept.
of Justice, National Institute of Justice. The
grant number is 97-IJ-CX-0007.

Summary: The goal of this study was to compile and analyze data about incidents of domestic violence in San Diego County, California, in order to enhance understanding of the nature and scope of violence against women. The following objectives were set to achieve this goal: (1) to develop a standardized interview instrument to be used by all emergency shelters for battered women in the region, and (2) to conduct interviews with shelter staff. For this study, the San Diego Association of Governments (SANDAG) collected information about domestic violence in San Diego County from clients admitted to battered women's shelters. The Compilation of Research and Evaluation (CORE) intake interview (Part 1) was initiated in March of 1997. Through this interview, researchers gathered data over a 22-month period, through December 1998, for 599 clients. The CORE discharge interview (Part 2) was theoretically completed at the time of exit with each client who completed the CORE intake interview in order to document the services received. However, data collection at exit was not reliable, due to factors beyond the researchers' control, and thus researchers did not receive a discharge form for each individual who had an intake form. For Part 1 (Intake Data), demographic variables include the client's primary language, and the client and batterer's age, education, race, how they supported themselves, their annual incomes, and their children's sex, age, and ethnicity. Other variables cover whether the client had been to this shelter within the last 12 months; the kind of housing the client had before she came to the shelter; persons admitted along with the client; drug and alcohol use by the client, the batterer, and the children; relationship between the client and the batterer (e.g., spouse, former spouse); if the client and batterer had been in the military; if the client or children were military dependents; the client's citizenship; if the client and batterer had any physical/mental limitations; abuse characteristics (e.g., physical, verbal, sexual,

weapon involved); and the client's medical treatment history (e.g., went to hospital, had been abused while pregnant, witnessed abuse while growing up, had been involved in other abusive relationships, had attempted suicide). Additional variables provide legal information (number of times police had been called to the client's household as a result of domestic violence, if anyone in the household had been arrested as a result of those calls, if any charges were filed, if the client or batterer had been convicted of abuse), if the client had a restraining order against the batterer, how the client found out about the shelter, the number of times the client had been admitted to a domestic violence shelter, the client's assessment of her needs at the time of admittance, and the interviewer/counselor's assessment of the client's needs at the time of admittance. Part 2 (Discharge Data) provides information on services the client received from the shelter during her stay (food, clothing, permanent housing, transitional housing, financial assistance, employment, education, medical help, assistance with retrieving belongings, assistance with retrieving/replacing legal documents, law enforcement, temporary restraining order), and services this client received as a referral to another agency (attorney, divorce, child care, counseling, transportation, safety plan, victim/witness funds, mental health services, department of social services, Children's Services Bureau, help with immigration, drug treatment).

Universe: Clients who sought protection at San Diego County emergency shelters from 1997 to 1998.

Extent of collection: 2 data files + machine-readable documentation (PDF) + SAS data definition statements + SPSS data definition statements

Extent of processing: CDBK.ICPSR/ SCAN/
DDEF.ICPSR/ MDATA.ICPSR/ REFORM.DAT/
REFORM.DOC/ UNDOCCHK.ICPSR

**Logical record length data format with SAS
and SPSS data definition statements**

Part 1
Intake data
rectangular file structure
599 cases
451 variables
633-unit-long record
1 record per case

Part 2

Discharge data

rectangular file structure
485 cases
54 variables
61-unit-long record
1 record per case

Related publication:

Pennell, Susan, Cynthia Burke Rienick, and Darlanne Hocter Mulmat

"Nature and scope of violence against women in San Diego" (Final Report).
Washington, DC: National Institute of Justice, 1999.

Research Triangle Institute

Criminal victimization of District of Columbia residents and Capitol Hill employees, 1982-1983

(ICPSR 8228)

This victimization study of District of Columbia residents and Capitol Hill employees was conducted between May 1982 and April 1983. The data collection was sponsored by the U.S. Department of Justice, Bureau of Justice Statistics (BJS). The primary objective was to measure the extent of crime in the District of Columbia and the impact of crime on the quality of life in the District. Also studied was the degree to which Congressional employees working in the Capitol Hill area were subject to victimization and the extent to which victimization and the fear caused by it affected their productivity.

This data collection contains six files, three of which are data files. The first file contains person-level data such as residential mobility, crime prevention efforts, and sociodemographic characteristics. This file includes 5,542 cases with one record per respondent and has a logical record length of 334. The crime data file, called the "In Scope Crimes File," contains 1,950 records. Each record in this file represents a reported criminal victimization, and the file's logical record length is 531. The third file, the "Out of Scope File," has 2,525 cases. An out of scope crime was defined as one which was either outside the analysis time period of May 1, 1982, to April 30, 1983, or not a crime of interest for this study. The logical record length of this file is 150. The three remaining files in this collection are electronic codebook files with logical record lengths of 133 characters. Class IV

Extent of collection: 3 data files + machine-readable documentation (text)

Rienick, Cynthia, Darlanne Hocter Mulmat, and Susan Pennell

Effectiveness of alternative victim assistance service delivery models in the San Diego region, 1993-1994

(ICPSR 2789)

(included on CD-ROM CD0033)

This study was sponsored by the U.S. Dept. of Justice, National Institute of Justice. The grant number is 92-IJ-CX-K025.

Summary: This study had a variety of aims: (1) to assess the needs of violent crime victims, (2) to document the services that were available to violent crime victims in the San Diego region, (3) to assess the level of service utilization by different segments of the population, (4) to determine how individuals cope with victimization and how coping ability varies as a function of victim and crime characteristics, (5) to document the set of factors related to satisfaction with the criminal justice system, (6) to recommend improvements in the delivery of services to victims, and (7) to identify issues for future research. Data were collected using five different survey instruments. The first survey was sent to over 3,000 violent crime victims over the age of 16 and to approximately 60 homicide witnesses and survivors in the San Diego region (Part 1, Initial Victims' Survey Data). Of the 718 victims who returned the initial survey, 330 victims were recontacted six months later (Part 2, Follow-Up Victims' Survey Data). Respondents in Part 1 were asked what type of violent crime occurred, whether they sustained injury, whether they received medical treatment, what the nature of their relationship to the suspect was, and if the suspect had been arrested. Respondents for both Parts 1 and 2 were asked which service providers, if any, contacted them at the time of the incident or afterwards. Respondents were also asked what type of services they needed and received at the time of the incident or afterwards. Respondents in Part 2 rated the overall service and helpfulness of the information received at the time of the incident and after, and their level of satisfaction regarding contact with the police, prosecutor, and judge handling their case. Respondents in Part 2 were also asked what sort of financial loss resulted from the incident, and

whether federal, state, local, or private agencies provided financial assistance to them. Finally, respondents in Part 1 and Part 2 were asked about the physical and psychological effects of their victimization. Demographic variables for Part 1 and Part 2 include the marital status, employment status, and type of job of each violent crime victim/witness/survivor. Part 1 also includes the race, sex, and highest level of education of each respondent. Police and court case files were reviewed six months after the incident occurred for each initial sample case. Data regarding victim and incident characteristics were collected from original arrest reports, jail booking screens, and court dockets (Part 3, Tracking Data). The variables for Part 3 include the total number of victims, survivors, and witnesses of violent crimes; place of attack; evidence collected; and which service providers were at the scene of the crime. Part 3 also includes a detailed list of the services provided to the victim/witness/survivor at the scene of the crime and after. These services included counseling, explanation of medical and police procedures, self-defense and crime prevention classes, food, clothing, psychological/psychiatric services, and help with court processes. Additional Part 3 variables cover circumstances of the incident, initial custody status of suspects, involvement of victims and witnesses at hearings, and case outcome, including disposition and sentencing. The race, sex, and age of each victim/witness/survivor are also recorded in Part 3 along with the same demographics for each suspect. Data for Part 4, Intervention Programs Survey Data, were gathered using a third survey, which was distributed to members of the three following intervention programs: (1) the San Diego Crisis Intervention Team, (2) the EYE Counseling and Crisis Services, Crisis and Advocacy Team, and (3) the District Attorney's Victim-Witness Assistance Program. A modified version of the survey with a subset of the original questions was administered one year later to members of the San Diego Crisis Intervention Team (Part 5, Crisis Intervention Team Survey Data) and to the EYE Counseling and Crisis Services, Crisis and Advocacy Team (Part 6, EYE Crisis and Advocacy Team Survey Data). The survey questions for Parts 4-6 asked each respondent to provide their reasons for becoming involved with the program, the goals of the program, responsibilities of the staff or volunteers, the types of referral services their agency provided, the number of hours of training required, and the topics covered in the training. Respondents for Parts 4-6 were further asked about the

specific types of services they provided to victims/witnesses/survivors. Part 4 also contains a series of variables regarding coordination efforts, problems, and resolutions encountered when dealing with other intervention agencies and law enforcement agencies. Demographic variables for Parts 4-6 include the ethnicity, age, gender, and highest level of education of each respondent, and whether the respondent was a staff member of the agency or volunteer. The fourth survey was mailed to 53 referral agencies used by police and crisis interventionists (Part 7, Service Provider Survey Data). Part 7 contains the same series of variables as Part 4 on dealing with other intervention and law enforcement agencies. Respondents in Part 7 were further asked to describe the type of victims/witnesses/survivors to whom they provided service (e.g., domestic violence victims, homicide witnesses, or suicide survivors) and to rate their level of satisfaction with referral procedures provided by law enforcement officers, hospitals, paramedics, religious groups, the San Diego Crisis Intervention Team, the EYE Crisis Team, and the District Attorney's Victim/Witness Program. Part 7 also includes the hours of operation for each service provider organization, as well as which California counties they serviced. Finally, respondents in Part 7 were given a list of services and asked if they provided any of those services to victims/witnesses/survivors. Services unique to this list included job placement assistance, public awareness campaigns, accompaniment to court, support groups, and advocacy with outside agencies (e.g., employers or creditors). Demographic variables for Part 7 include the ethnicity, age, and gender of each respondent. The last survey was distributed to over 1,000 law enforcement officers from the Escondido, San Diego, and Vista sheriff's agencies (Part 8, Law Enforcement Survey Data). Respondents in Part 8 were surveyed to determine their familiarity with intervention programs, how they learned about the program, the extent to which they used or referred others to intervention services, appropriate circumstances for calling or not calling in interventionists, their opinions regarding various intervention programs, their interactions with interventionists at crime scenes, and suggestions for improving delivery of services to victims. Demographic variables for Part 8 include the rank and agency of each law enforcement respondent.

Universe: Parts 1 and 2: Victims, witnesses, and survivors of violent crimes in the San Diego region, who were over the age of 16 at

the time of incident. Part 3: Violent crime incidents. Parts 4–6: Staff and volunteers of crisis intervention programs servicing the San Diego region. Part 7: Community agencies providing services to violent crime victims, witnesses, and survivors in the San Diego area. Part 8: Law enforcement officers servicing Escondido and Vista counties, and the city of San Diego, California.

Sampling: Parts 1–3: Not applicable. Parts 4–8: Convenience sampling.

Extent of collection: 8 data files + machine-readable documentation (PDF) + SAS data definition statements + SPSS data definition statements

Extent of processing: CDBK.ICPSR/ SCAN/ DDEF.ICPSR/ MDATA.ICPSR/ REFORM.DATA/ REFORM.DOC/ UNDOCCHK.ICPSR

Logical record length data format with SAS and SPSS data definition statements

Part 1
Initial victims' survey data
rectangular file structure
718 cases
228 variables
434-unit-long record
1 record per case

Part 2
Follow-up victims' survey data
rectangular file structure
330 cases
315 variables
581-unit-long record
1 record per case

Part 3
Tracking data
rectangular file structure
977 cases
228 variables
431-unit-long record
1 record per case

Part 4
Intervention programs survey data
rectangular file structure
77 cases
231 variables
519-unit-long record
1 record per case

Part 5
Crisis intervention team survey data
rectangular file structure
39 cases
108 variables
132-unit-long record
1 record per case

Part 6
EYE crisis and advocacy team survey data
rectangular file structure
18 cases
111 variables
138-unit-long record
1 record per case

Part 7
Service provider survey data
rectangular file structure
29 cases
367 variables
602-unit-long record
1 record per case

Part 8
Law enforcement survey data
rectangular file structure
529 cases
128 variables
260-unit-long record
1 record per case

Related publication:
Rienick, Cynthia, Darlann Hctor Mulmat,
and Susan Pennell
"Meeting the needs of violent crime victims" (Final Report). Washington, DC: National Institute of Justice, 1997.

Robinson, John
Americans' use of time, 1985
(ICPSR 9875)

Summary: For this data collection, respondents were asked to record in single-day time diaries each activity they engaged in over a 24-hour period. The time diary data were gathered through three different data collection methods: mail-back, telephone, and personal interviews. Respondents were instructed to describe in the diaries when the activity began, the time the activity ended, where it occurred, and who was present when the activity took place. Demographic variables include household type, respondent's sex, marital status, age, educational level, occupation, work

hours, number of children in the household under 5 and 18 years of age, and household income. Other variables focus on total work time, total time for meals at work, total minutes at work engaged in nonwork activities, total work break in minutes, and total time traveling to and from work. Data are also provided on total time spent on meal preparation and cleanup, housecleaning, outdoor chores, laundry, ironing, clothes care, home repair, baby care, child care, shopping for food, and traveling to and from food shopping. Respondents also reported total time spent on personal care, medical care, family financial activities, and sleeping, as well as time spent attending school, classes, seminars, special interest group meetings, religious meetings, sports events, and other social activities.

Class IV

Universe: Adults 18 years or older living in houses with telephones in the contiguous United States.

Sampling: The data for the main (mail-back) study were collected from a sample of Americans who were first contacted by telephone, using a Waksberg-Mitofsky two-stage random-digit dial design. All members of the participating households aged 12 and over were sent mail-back diaries. A total of 2,921 mail-back diaries were completed and returned by adults aged 18 and over. The telephone survey consisted of a random sample of the adults who were contacted in the first phase of the random-digit dial sample. A total of 1,210 telephone diaries were completed by this group. Thirdly, a separate national sample of 808 diaries were collected through personal in-home interviews. This sample was drawn from a subset of 20 primary sampling units (PSUs) drawn at random from the continuing national samples of the Institute for Survey Research at Temple University in Philadelphia. That stratified sample was further stratified and subjected to "controlled selection" to ensure that the subset of 20 PSUs retained sufficient representation by rural-urban-suburban character within each of the four regions of the country. Weights are included to adjust the three different samples so that the proportion of full-time working males and females matches 1985 Census Bureau figures. In addition, males were weighted slightly up and females slightly down to correct for the slight underrepresentation of male respondents. The weights also control for day of the week.

Extent of collection: 1 data file + machine-readable documentation (text) + database dictionary

Card image data format

rectangular file structure
4,939 cases
128 variables
80-unit-long record
8 records per case

Ruch, Libby O.

Reporting sexual assault to the police in Honolulu, Hawaii, 1987-1992

(ICPSR 3051)

This study was sponsored by the U.S. Dept. of Justice, National Institute of Justice, and National Institutes of Health, National Institute of Mental Health. The grant numbers are 98-WT-VX-0015 and MH40329.

Summary: This study was undertaken to investigate factors facilitating and hindering a victim's decision to report a sexual assault to the police. Further objectives were to use the findings to assist in the design of effective intervention methods by sexual assault treatment centers and community education projects, and to present significant findings useful for community policing and other criminal justice initiatives. Survey data for this study were collected from female victims of nonincestuous sexual assault incidents who were at least 14 years of age and sought treatment (within one year of being assaulted) from the Sex Abuse Treatment Center (SATC) in Honolulu, Hawaii, during 1987-1992. Data were collected on two types of victims: (1) immediate treatment seekers, who sought treatment within 72 hours of an assault incident, and (2) delayed treatment seekers, who sought treatment 72 hours or longer after an assault incident. Demographic variables for the victims include age at the time of the assault, marital status, employment status, educational level, and race and ethnicity. Other variables include where the attack took place, the victim's relationship to the assailant, the number of assailants, and whether the assailant(s) used threats, force, or a weapon, or injured or drugged the victim. Additional variables cover whether the victim attempted to get away, resisted physically, yelled, and/or reported the incident to the police; how the victim learned about the Sex Abuse Treatment Center; whether the victim was a tourist, in the military, or a resident of the island; the number of days between the assault and the interview; and a

self-reported trauma Sexual Assault Symptom Scale measure.

Universe: Female victims of nonincestuous sexual assaults living in Honolulu, Hawaii.

Sampling: Convenience sampling.

Extent of collection: 1 data file + machine-readable documentation (PDF) + SAS data definition statements + SPSS data definition statements

Extent of processing: MDATA.PR/ MDATA.ICPSR/ UNDOCCHK.ICPSR/ CDBK.ICPSR/ DDEF.ICPSR/ SCAN/ REFORM.DATA/ REFORM.DOC

Logical record length data format with SAS and SPSS data definition statements

rectangular file structure
709 cases
56 variables
79-unit-long record
1 record per case

Related publication:
Ruch, Libby O.

"Reporting sexual assault to the police in Hawaii" (Final Report). Washington, DC: National Institute of Justice, 2000.

Schreiber, Jan E.

Inmate victimization in state prisons in the United States, 1979

(ICPSR 8087)

Summary: This data collection was designed to determine the nature and extent of victimization in state prisons across the nation. In particular, it examines topics such as prison living conditions, prison programs, prison safety, and inmates' participation in or victimization by other inmates with respect to several types of property and bodily crimes. Also presented are a set of attitudinal measures dealing with inmates' thoughts and perceptions on a variety of subjects including their reactions to general statements about prison life and to a series of hypothetical situations.

Universe: Inmates in state prisons in the United States.

Sampling: Stratified, randomly drawn sample of institutions.

Extent of collection: 1 data file + machine-readable documentation (PDF) + SAS data definition statements + SPSS data definition statements + OSIRIS dictionary

Extent of processing: UNDOCCHK.ICPSR/ CDBK.ICPSR/ DDEF.ICPSR/ MDATA.ICPSR/ REFORM.DOC

Logical record length data format with SAS and SPSS data definition statements, and card image

rectangular file structure
487 cases
339 variables
545-unit-long record
8 records per case

Siegel, Jane A., and Linda M. Williams

Risk factors for violent victimization of women in a major northeastern city, 1990-1991 and 1996-1997

(ICPSR 3052)

This study was sponsored by the U.S. Dept. of Justice, National Institute of Justice. The grant number is 98-WT-VX-0028.

Summary: This study addressed the question of whether women who were sexually abused as children were at increased risk of either sexual abuse or domestic violence victimization later in life. It also investigated the role of other potential risk factors, including family background, sexual behavior, alcohol problems, and a woman's own aggressive behavior. The investigators sought to answer the following questions: (1) Are victims of child sexual abuse at increased risk of adolescent or adult sexual victimization as compared to nonvictims? (2) Are victims of child sexual abuse at an increased risk of physically violent nonsexual victimization as compared to nonvictims? (3) How is the risk of sexual revictimization and physical victimization among abuse survivors affected by their engaging in violent behavior, such as physical fighting, engaging in heavy drinking, and practicing risky sexual behavior, such as having multiple sexual partners? (4) Were women who reported drinking problems and physical fighting in Wave 2 at increased risk of domestic violence victimization at Wave 3, compared to the other child abuse victims in the study? This study consists of a secondary analysis of select variables collected during two waves of a three-wave prospective study

of child abuse and the consequences of sexual assault for adult, adolescent, and child victims (McCahill, Meyer, and Fischman, 1979). During the first wave of the study, data were gathered on 206 girls ranging in age from ten months to 12 years who were victims of reported cases of sexual abuse and who were examined at a municipal hospital in 1973–1975. In 1990 and 1991, follow-up interviews (Wave 2) were conducted with 136 of the original 206 girls, then aged 18 to 31. During this wave, a comparison group of girls treated at a hospital for reasons other than child sexual abuse was matched to the 206 victims on the basis of race, age, and date of hospital visit, for purposes of analysis of their official criminal records. The criminal records data are not included in this data collection. Also, none of the women in the comparison group were interviewed during Wave 2. In 1996 and 1997, another wave of follow-up interviews (Wave 3) was conducted. Using the same criteria as in Wave 2, a new matched comparison group was identified, resulting in an additional 85 girls in the sample. Of the 174 women interviewed during Wave 3, 80 were known victims of child sexual abuse who also had been interviewed during Wave 2. The data in Part 2 (Wave 3 Women Also Interviewed at Wave 2) are a subset of Part 1 (All Wave 3 Interviews). Part 1 variables supply information on self-reported family history of substance abuse and criminal activity, parental care and neglect, and family violence when the respondent was a child. Topics focusing on respondents' current (adult) experiences include violence in relationships, injuries as a result of domestic violence, use of a weapon during domestic violence, sexual history, sexual victimization, and parental attachment. Variables in Part 2 cover parental affection and support received by the respondent when she was a teenager, history of fighting, physical abuse by a partner, dating and sexual history, alcohol abuse, and sexual victimization. Demographic variables (found in Part 1 only) include age, marital status, race, and education.

Universe: All girls under 12 years old treated for sexual assault in a major northeastern city between 1973 and 1975.

Sampling: Convenience sampling with matched comparison groups.

Extent of collection: 2 data files + machine-readable documentation (PDF) + SAS data definition statements + SPSS data definition statements

Extent of processing: CDBK.ICPSR/ SCAN/ UNDOCCHK.ICPSR/ REFORM.DOC/ DDEF.ICPSR/ MDATA.PR/ REFORM.DATA/ MDATA.ICPSR

Logical record length data format with SAS and SPSS data definition statements

Part 1

All Wave 3 interviews

rectangular file structure
174 cases
89 variables
121-unit-long record
1 record per case

Part 2

Wave 3 women also interviewed at Wave 2

rectangular file structure
80 cases
21 variables
35-unit-long record
1 record per case

Related publications:

McCahill, Thomas W., Linda C. Meyer, and Arthur M. Fischman.

The aftermath of rape. Lexington, MA: Lexington Books, 1979.

Siegel, Jane A., and Linda M. Williams.

"Risk factors for violent victimization of women: A prospective study" (Summary). Washington, DC: National Institute of Justice, 2000.

Siegel, Jane A., and Linda M. Williams.

"Risk factors for violent victimization of women: A prospective study" (Final Report). Washington, DC: National Institute of Justice, 2000.

Skogan, Wesley G., Robert C. Davis, and Arthur J. Lurigio

Victims' needs and victim services, 1988–1989: Evanston, Rochester, Pima County, and Fayette County

(ICPSR 9399)

(included on CD-ROM CD0014)

This study was sponsored by the U.S. Dept. of Justice, National Institute of Justice. The grant number is 88-IJ-CX-0047.

Summary: This data collection examines the needs of burglary, robbery, and assault victims and the responses of local victim assistance programs to those needs in four metropolitan areas: Evanston, Illinois; Rochester, New York; Pima County, Arizona; and

Fayette County, Kentucky. Four issues were explored in detail: the needs of victims, where they seek help, the kinds of help they receive, and which of their problems do and do not get resolved. Variables include (1) demographic information such as city of residence, length of residence, birth date, marital status, race, work status, education, and income, (2) information on the crime itself, such as type of crime, when the crime happened, and details of the attack and attacker, and (3) consequences of the crime, such as problems encountered as a result of the crime, emotional responses to the crime, and reactions to the crime on a practical level.

Universe: All burglary, robbery, and assault victims in Evanston, Illinois, Rochester, New York, Pima County, Arizona, and Fayette County, Kentucky.

Sampling: Proportional stratified sample based on type of victims — robbery, assault, and burglary.

Extent of collection: 1 data file + machine-readable documentation (text) + SAS data definition statements + SPSS data definition statements

Extent of processing: UNDOCCHK.ICPSR/MDATA

Logical record length data format with SAS and SPSS data definition statements

rectangular file structure
470 cases
222 variables
291-unit-long record
1 record per case

Straus, Murray A., and Richard J. Gelles
Physical violence in American families, 1976

(ICPSR 7733)

(included on CD-POMs CD0014 and CD0033)

Summary: For this study, a nationwide sample of 960 males and 1,183 females were interviewed to examine methods of conflict resolution within the family. Information was gathered regarding the following areas: resolution of conflicts between spouses and between parents and children, including detailed information on the development of conflicts resulting in violence, resolution of conflicts in the respondent's childhood family,

family power structure, marital closeness and stability, personality, and stress factors.

Universe: Families in the United States in 1976.

Sampling: National probability sample.

Extent of collection: 1 data file + machine-readable documentation (text) + SAS data definition statements + SPSS data definition statements

Extent of processing: CDBK.ICPSR/RECODE/ DDEF.ICPSR/MDATA.ICPSR/ UNDOCCHK.ICPSR

Logical record length data format with SAS and SPSS data definition statements

rectangular file structure
2,143 cases
495 variables
723-unit-long record
1 record per case

Related publications:

Straus, Murray A., Richard J. Gelles, and Suzanne K. Steinmetz

Behind closed doors: Violence in the American family. Garden City, NY: Doubleday/Anchor, 1980.

Gelles, Richard J., and Murray A. Straus

"Violence in the American family." *Journal of Social Issues* 35 (1979), 15-39.

Kalmuss, Debra S., and Murray A. Straus

"Wives' marital dependency and wife abuse." *Journal of Marriage and the Family* 44, 2 (May 1982), 277-286.

Weisz, Arlene, and David Canales-Portalatin

Evaluation of victim advocacy services for battered women in Detroit, 1998-1999

(ICPSR 3017)

This study was sponsored by U.S. Dept. of Justice, National Institute of Justice. The grant number is 97-WT-VX-0006.

Summary: This study evaluated advocacy services offered to battered women in Detroit, Michigan, and examined other aspects of coordinated community responses to domestic violence by focusing on women named as victims in police reports. Advocacy was defined as those services provided to support victims during the legal process or to

enhance their safety. For the Preliminary complaint reports data (Part 1), a random sample of preliminary complaint reports (PCRs), completed by police officers after they responded to domestic violence calls, were gathered, resulting in a sample of 1,057 incidents and victims. For Victim advocacy contact data (Part 2), researchers obtained data from advocates' files about the services they provided to the 1,057 victims. For Case disposition data (Part 3), researchers conducted a computer search to determine the outcomes of the cases. They looked up each perpetrator from the list of 1,057 incidents, and determined whether there was a warrant for the focal incident, whether it turned into a prosecution, and the outcome. The initial victim interview (Part 4) and Follow-up victim interview data (Part 5) were conducted from April 1998 to July 1999. During the same period that researchers were completing the second interviews, they also interviewed 23 women (Victim comparison group interview data, Part 6) from the list of 1,057 whom they had been unable to reach during the first interviews. They compared these 23 women to the 63 who had second interviews to determine if there were any differences in use of services, or views toward or participation in prosecution. Variables in Part 1 focus on whether alcohol and abuse were involved, previous incidents, the suspect's psychological aggressions and physical assaults, if a weapon was used, if the victim was hurt, if property was damaged, if the victim sought medical attention, and the severity of physical abuse or injury. Variables in Part 2 provide information on the role of the advocate, methods of contact, types of referrals made, and services provided. Variables in Part 3 include the type of charge, outcome of resolved case, why the case was dismissed, if applicable, and if the suspect was sentenced to probation, costs, confinement, no contact with the victim, a batterer program, or community service. The initial, follow-up, and comparison group interviews (Parts 4-6) all collected similar information. Variables about the incident include how well the respondent remembered the incident, if police arrived promptly, if the respondent was advised to file charges, if police told the respondent that a counselor was available, and if the respondent's partner had been in jail since the incident. Variables concerning advocacy include whether the victim contacted advocates, and if advocates provided legal help and referrals. Legal system variables include whether the respondent felt pressured by anyone to drop charges or pursue charges, if the respondent received help for preliminary examination or

trial, and if contact with the legal system helped the respondent. Variables about services include whether the respondent received assistance in temporary shelter, food/money resources, child care, employment, education, a lawyer for divorce/custody, support or self-help group, or a substance abuse treatment program. Variables concerning what happened in the previous six months cover the number of times the respondent had called police because of danger, left home because of a violent incident, partner had been arrested because of violence, and partner physically abused respondent. Variables about events that occurred while the respondent and abuser were separated include how often the partner harassed the respondent on the phone, wrote threatening letters, violated legal restrictions, refused to leave the respondent's home, failed to pay child support, and threatened to take the children. Demographic variables include respondent's race or ethnic background, education, marital status, number of children, number of children who lived with respondent, and employment status and income at the time of the interviews.

Universe: Women named as domestic violence victims in police incident reports in Detroit, Michigan.

Sampling: Random sampling.

Extent of collection: 6 data files + machine-readable documentation (PDF) + SAS data definition statements + SPSS data definition statements

Extent of processing: MDATA.PR/MDATA.ICPSR/UNDOCCHK.ICPSR/CDBK.ICPSR/DDEF.ICPSR/SCAN/REFORM.DATA/REFORM.DOC

Logical record length data format with SAS and SPSS data definition statements

Part 1
Preliminary complaint reports data
rectangular file structure
1,050 cases
288 variables
347-unit-long record
1 record per case

Part 2
Victim advocacy contact data
rectangular file structure
189 cases
190 variables
337-unit-long record
1 record per case

Part 3

Case disposition data
rectangular file structure
148 cases
28 variables
47-unit-long record
1 record per case

Part 4

Initial victim interview data
rectangular file structure
242 cases
351 variables
5,593-unit-long record
1 record per case

Part 5

Follow-up victim interview data
rectangular file structure
63 cases
266 variables
2,940-unit-long record
1 record per case

Part 6

Victim comparison group interview data
rectangular file structure
23 cases
322 variables
2,932-unit-long record
1 record per case

Related publication:

Weisz, Arlene, David Canales-Portatatin, and
Neva Nahan
"Evaluation of victim advocacy within a
team approach" (Final report summary).
NCJ 187107. Washington, DC: National
Institute of Justice, 2001.

XI. Drugs, alcohol, and crime

ABC News/*The Washington Post*

**ABC News/*Washington Post* drug poll,
February 1997**

(ICPSR 2175)

Summary: This special topic poll solicited responses from parents and their teenage children, aged 12–17, on the topic of illegal drug use among America's youth. One parent and one child from each household were asked a series of questions covering illegal drugs, violence in school, underage drinking, academic challenges, and parent-child communication. Respondents were asked to assess their understanding of the presence of drugs and drug users in the school, throughout the community, across the nation, among the teen's peer group, and within their own family. A series of topics covered the availability and effectiveness of school-sponsored anti-drug programs. Parents were asked how their possible past and present use and/or experimentation with marijuana and other illegal drugs, alcohol, and tobacco products influenced the manner in which they approached drug use with their own children. Teenage respondents were asked for their reaction to the use of drugs and alcohol by their friends, the seriousness of the contemporary drug problem, and whether they believed that their parents had used or experimented with illegal drugs. Demographic variables for parental respondents include age, race, sex, education, family income, political party, demographics of their neighborhood, and whether their child attended a public or private school. Demographic variables for teenage respondents include age, race, sex, post-high school career goals, demographics of their neighborhood, and whether they attended a public or private school.

Note: (1) This collection has not been processed by ICPSR staff. ICPSR is distributing the data and documentation for this collection in essentially the same form in which they were received. When appropriate, hardcopy documentation has been converted to machine-readable form and variables have been recoded to ensure respondents' anonymity.

(2) A weight variable with two implied decimal places has been included and must be used in any analysis.

Extent of collection: 1 data file + machine-readable documentation (PDF)

Extent of processing: SCAN/ REFORM.DOC

rectangular file structure
704 cases
approx. 155 variables
80-unit-long record
7 records per case

Anglin, M. Douglas, Elizabeth P.
Deschenes, and George Speckart

**Effects of legal supervision of chronic
addict offenders in southern California,
1974–1981**

(ICPSR 9974)

This study was sponsored by the U.S. Dept. of Justice, National Institute of Justice. The grant number is 86-IJ-CX-0069.

Summary: This study examined the effects of timing and level of legal supervision in controlling antisocial behavior and promoting prosocial behavior in chronic addict offenders. The study sought to answer several questions: (1) What is the effect of legal supervision on the criminal behavior of addicts? (2) Does legal supervision have time-course effects? (3) What are the differential effects of varying types of legal supervision (e.g., probation, parole, urinalysis, higher or lower number of contacts per month)? Data were obtained by conducting retrospective interviews with four separate groups of subjects from four distinct research projects previously conducted in Southern California (McGlothlin, Anglin, and Wilson, 1977; Anglin, McGlothlin, and Speckart, 1981; Anglin, McGlothlin, Speckart, and Ryan, 1982; and McGlothlin and Anglin, 1981). The first group were male patients in the California Civil Ad-

dict Program, admitted in 1962–1964, who were interviewed for this survey in 1974–1975. The second group was a sample of addicts drawn from male first admissions between the years 1971–1973 from Los Angeles, San Bernardino, and Orange County methadone maintenance programs. These respondents were interviewed during the years 1978–1979, an average of 6.6 years after admission. The third group consisted of male and female methadone maintenance patients selected from rosters of clients active on June 30, 1976, at clinics in Bakersfield and Tulare, California. These subjects were interviewed during 1978 and 1979, an average of 3.5 years after admission. The fourth group of subjects consisted of males and females who were active on September 30, 1978, at San Diego, Riverside, San Bernardino, and Orange County clinics and were interviewed during the years 1980–1981, an average of six years after their admission. Subjects included Anglo-American and Mexican-American males and females. The samples were generally representative of California methadone maintenance patients except for the second sample, which had been selected to study the impact of civil commitment parole status on the behavior of patients receiving methadone and was not necessarily representative of the overall population of admitted patients receiving methadone. Before the interview, a schematic time line on each offender was prepared, which included all known arrests and intervals of incarceration, legal supervision, and methadone treatment, based on criminal justice system and treatment program records. In discussion with the subject, the interviewer established the date of the first narcotics use on the time line, then proceeded chronologically through the time line, marking a change in narcotics use from less-than-daily use to daily use (or vice versa), or a change in the respondent's legal or treatment status, as a time interval. The interviewer repeated this process for successive intervals up through the date of the interview. Parts 1–8 consist of the interview data, with Forms 2 and 3 corresponding to the various intervals. There can be multiple intervals for each individual. Variables cover drug use, employment, criminal behavior, legal status, conditions of parole or probation, and drug treatment enrollment. Form 1 data contain background information on offenders, such as family and substance abuse history, and Form 4 data include other personal information as well as self-reported arrest and treat-

ment histories. Parts 9 and 10, Master Data, were created from selected variables from the interview data. Parts 11 and 12, Arrest Data, were collected from official criminal justice records and describe each offender's arrests, such as month and year of arrest, charge, disposition, and arrest category. The datasets are split between the Southern California (Los Angeles, San Bernardino, Orange County, Bakersfield, Tulare, and Riverside) and San Diego clinic locations.

Universe: Methadone maintenance patients in California from 1962–1981.

Sampling: Complete descriptions of the specific composition of the sample groups of subjects are provided in the following publication: Anglin, M. Douglas, and William H. McGlothlin, "Outcome of Narcotic Addict Treatment in California." In Frank M. Tims and Jacqueline P. Ludford (eds.), *Drug Abuse Treatment Evaluation: Strategies, Progress, and Prospects*. Research Monograph 51. Rockville, MD: National Institute on Drug Abuse, 1984, pp. 106–128.

Note: Questions about these data can be addressed to M. Douglas Anglin, UCLA Drug Abuse Research Group, Neuropsychiatric Institute.

Extent of collection: 12 data files + machine-readable documentation (PDF) + SAS data definition statements + SPSS data definition statements

Extent of processing: MDATA.PR/ DDEF.ICPSR/ REFORM.DATA/ REFORM.DOC/ SCAN

Logical record length data format with SAS and SPSS data definition statements

Parts 1–4

Forms 1–4 data for San Diego

rectangular file structure

567 to 8,064 cases per part

34 to 247 variables per part

136 to 1,255-unit long record per part

1 record per case

Parts 5–8

Forms 1–4 data for southern California

rectangular file structure

474 to 7,119 cases per part

34 to 280 variables per part

136 to 1,420-unit long record per part

1 record per case

Parts 9 and 10

Master data for San Diego and southern California

rectangular file structure
474 and 567 cases per part
101 variables
120-unit long record
4 records per case

Parts 11 and 12

Arrest data for San Diego and southern California

rectangular file structure
5,747 and 8,444 cases
22 variables
110-unit long record
1 record per case

Related publications:

Anglin, M. Douglas, Elizabeth P. Deschenes, and George Speckart

"Optimization of legal supervision for chronic addict offenders" (Final Report). Washington, DC: National Institute of Justice, 1988.

Deschenes, Elizabeth P., and M. Douglas Anglin
"Effects of legal supervision on narcotic addict behavior: Ethnic and gender influences." In T. Mieczkowski (ed.), *Drugs, crime, and social policy: Research, issues, and concerns*. Boston, MA: Allyn and Bacon, 1992.

Speckart, George, M. Douglas Anglin, and Elizabeth Piper Deschenes

"Modeling the longitudinal impact of legal sanctions on narcotics use and property crime." *Journal of Quantitative Criminology* 5 (1989), 33-56.

Annan, Sampson O., and Wesley G. Skogan

Drugs and police response: Survey of public housing residents in Denver, Colorado, 1989-1990

(ICPSR 6482)

(included on CD-ROM CD0024)

This study was sponsored by the U.S. Dept. of Justice, National Institute of Justice. The grant number is 89-DD-CX-0054.

Summary: This data collection is the result of an evaluation of the NEPHU program, conducted by the Police Foundation under the sponsorship of the National Institute of Justice (NIJ). In August 1989, the Bureau of Justice Assistance supported a grant in Denver,

Colorado, to establish a special Narcotics Enforcement in Public Housing Unit (NEPHU) within the Denver Police Department. The goal of the Denver NEPHU was to reduce the availability of narcotics in and around the city's public housing areas by increasing drug arrests. NEPHU's six full-time officers made investigations and gathered intelligence leading to on-street arrests and search warrants. The unit also operated a special telephone Drug Hotline and met regularly with tenant councils in the developments to improve community relations. The program worked in cooperation with the Denver Housing Authority and the uniformed patrol division of the Denver Police Department, which increased levels of uniformed patrols to maintain high visibility in the project areas to deter conventional crime. Using a panel design, survey interviews were conducted with residents in the Quigg Newton and Curtis Park public housing units, focusing on events that occurred during the past six months. Respondents were interviewed during three time periods to examine the onset and persistence of any apparent program effects. In December 1989, interviews were completed with residents in 521 households. In June 1990, 422 respondents were interviewed in Wave 2. Wave 3 was conducted in December 1990 and included 423 respondents. In all, 642 individuals were interviewed, 283 of whom were interviewed for all three waves. Because of the evaluation's design, the data can be analyzed to reveal individual-level changes for the 283 respondents who were interviewed on all three occasions, and the data can also be used to determine a cross-section representation of the residents by including the 359 "new" persons interviewed during the course of the evaluation. Information collected includes years and months lived in the development, assessments of changes in the neighborhood, whether the respondent planned to stay in the development, interactions among residents, awareness of anti-drug programs, ranking of various problems in the development, concerns and reports of being a victim of various crimes, perceived safety of the development, assessment of drug use and availability, assessment of police activity and visibility, and personal contacts with police. The unit of analysis is the individual.

Universe: All public housing developments in Denver, Colorado, that were targeted by the NEPHU program.

Sampling: Two matched housing developments in Denver were chosen. Out of

751 households in the two housing developments, interviews were completed with residents in 521 households in Wave 1. Of these, 422 households were reinterviewed in Wave 2, and 423 were reinterviewed in Wave 3. New respondents were solicited from the households if the original respondents no longer lived there.

Note: Additional data discussed in the Final Report are not part of this release. Specifically, data collected from official records in Denver are not available as part of this collection, nor are data resulting from an evaluation of a NEPHU program in New Orleans.

Extent of collection: 1 data file + machine-readable documentation (text) + SAS data definition statements + SPSS data definition statements + data collection instruments

Extent of processing: REFORM.DOC/
REFORM.DATA/ CONCHK.ICPSR/ RECODE/
DDEF.ICPSR/ CDBK.ICPSR/ MDATA.PR/
UNDOCCHK.ICPSR/ MDATA.ICPSR

Logical record length data format with SAS and SPSS data definition statements

rectangular file structure
642 cases
520 variables
523-unit-long record
2 records per case

Related publications:

- Skogan, Wesley G., and Sampson Annan
"Drug enforcement in public housing."
Washington, DC: The Police Foundation,
1993.
- Annan, Sampson, and Wesley Skogan
"Drugs and public housing: Toward an effective police response" (Final Report).
Washington, DC: National Institute of Justice, 1992.

Association of the Bar of the City of
New York and the Drug Abuse Council, Inc.

**New York drug law evaluation project,
1973**
(ICPSR 7656)

This study was sponsored by the U.S. Dept.
of Justice, National Institute of Justice. The
grant number is 76-NI-99-0115.

Summary: The Association of the Bar of the City of New York and the Drug Abuse Council jointly organized a committee and research project to collect data, in a systematic fashion, about the 1973 drug law revision and to evaluate the law's effectiveness. The objectives of the project were: (1) to ascertain the repercussions of the drug law revision; (2) to analyze, to the degree possible, why the law was revised; (3) to identify any general principles or specific lessons that can be derived from the New York experience and that can be helpful to other states as they wrestle with the problem of illegal drug use and related crime. Class II

Ex-drug user file: The data contain 867 records, with 289 cases, 3 records per respondent, and 169 variables. The purpose of this survey was to determine the extent of knowledge of the 1973 drug law among ex-drug users in drug treatment programs, and to discover any changes in their behavior in response to the new law. Interviews were given to 289 nonrandomly selected volunteers from three modalities: residential drug-free programs, ambulatory methadone maintenance programs, and the detoxification unit of the New York City House of Detention for Men.

Predicate felony file: The data contain 443 records, with 443 cases, 1 record per respondent, and approximately 39 variables. The purpose of this study was to investigate the effects of the 1973 predicate felony provisions on crime committed by repeat offenders.

Charge reduction study file: The data contain 319 records, with 319 cases, 1 record per respondent, and approximately 27 variables. The purpose of the study was to estimate the number and proportion of felony crimes committed in Manhattan that are attributable to narcotics users. Case records for male defendants, aged 16 and over, who were arraigned on at least one felony charge in Manhattan's Criminal Court in 1972 and 1975, were sampled.

Criminal court study file: The data contain 1,802 records, 901 respondents, 2 records per respondent, and approximately 44 variables. The purpose of this study was to estimate the number and proportion of felony crimes committed in Manhattan that are attributable to narcotics users. Case records for male defendants, aged 16 and over, who were arraigned on at least one felony charge in Manhattan's Criminal Court or Manhattan's Supreme Court, were sampled from 1971

through 1975. Eighty percent of the sample was drawn from the Criminal Court while the remaining 20 percent was taken from the Supreme Court.

Prison detox study file: There are 7,100 records, 3,550 respondents, 2 records per respondent, and approximately 67 variables. The purpose of this study was to estimate the number and proportion of felony crimes attributable to narcotics users in Manhattan. Detained males aged 16 and over in Manhattan pretrial detention centers who faced at least one current felony charge were sampled.

Extent of collection: 5 data files + machine-readable documentation (text) + OSIRIS dictionaries

Bachman, Jerald G., Lloyd D. Johnston, Patrick M. O'Malley, and John Schulenberg

Monitoring the future: A continuing study of the lifestyles and values of youth

The Monitoring the Future (MTF) annual surveys are designed to explore changes in important values, behaviors, and lifestyle orientations of contemporary American youth. Two general types of tasks may be distinguished. The first is to provide a systematic and accurate description of the youth population of interest in a given year and to quantify the direction and rate of change occurring over time. The second task, more analytic than descriptive, involves the explanation of the relationships and trends observed. The survey began with 12th-grade students only. Eighth- and 10th-grade student surveys were added in 1991. Each year, large, district, nationally representative samples of enrolled 8th-, 10th-, and 12th-grade students in the contiguous U.S. are asked to respond to drug use and demographic questions, as well as to additional questions on a variety of subjects, including attitudes toward government and religion, parental influences, social institutions, race relations, changing roles for women, educational aspirations, self-esteem, exposure to sex and drug education, violence and crime—both in and out of school, and occupational aims as well as marital and family plans. There are about 300 variables across the 8th- and 10th-grade questionnaires and more than 1,300 variables across the 12th grade questionnaires. Each year, the total

sample is divided into five or six subsamples and each subsample is administered a different form of the questionnaire, although all the respondents answer the "core" drug use and demographic questions. Each of the questionnaires generates a corresponding data file. In addition, the 12th-grade surveys include a file that contains only the "core" variables present in all forms. The data are in logical record length format with SAS and SPSS data definition statements, unless otherwise specified.

Sampling: Multistage area probability sample design involving three selection stages: (1) geographic areas or primary sampling units (PSUs), (2) schools (or linked groups of schools) within PSUs, and (3) students within sampled schools. Separate samples were drawn for each grade. Of the PSUs, a small number were selected with certainty and the rest were selected with probability proportionate to the size of the grade in each school. In schools with more than 400 8th, 10th, or 12th graders, a random sample of students or classes was drawn. In schools with less than 400 8th, 10th, or 12th graders, all students (in the case of 12th graders, all seniors) were asked to participate. Each sampled school was asked to participate for two years, so that each year one-half of the sample is replaced. Schools refusing participation were replaced with similar schools in terms of geographic location, size, and type of school (e.g., public, private/Catholic, private/non-Catholic). For the 8th- and 10th-grade surveys, schools with less than 15 8th graders or 25 10th graders were excluded from the sample. Since the inception of the study, the participation rate among schools has been between 66 and 80 percent, and the student response rates have ranged between 79 and 91 percent.

Note: (1) For the 12th-grade surveys, percentage distributions provided in the codebook were generated using full weights, which are not available on the public use files. Therefore, these results cannot be replicated using the public use files. The differences between results produced using the full weights and those produced using the sampling weights available on the public use files are estimated to be below 1 percent. (2) Two year-to-year cross-time question indices for the MTF 8th- and 10th-grade surveys can be viewed on the SAMHDA Web site. The first is sorted by question location and the second is sorted by subject area, item number, and questionnaire form. (3) To protect the privacy of respondents, all variables that could be used to identify individuals have been col-

lapsed or recoded on the public use files. These modifications should not affect analytic uses of the public use files. (4) For a full list of related publications, see the codebooks.

Related publications:

Bachman, J.G., L.D. Johnston, and P.M. O'Malley

Monitoring the future: Questionnaire responses from the nation's high school seniors. Ann Arbor, MI: University of Michigan. Institute for Social Research, annual.

Johnston, Lloyd D., Jerald G. Bachman, Patrick M. O'Malley

Monitoring the future: National results on adolescent drug use: Overview of key findings, 2000 (NIH publication no. 01-4923). Washington, DC: U.S. Dept. of Health and Human Services. National Institute on Drug Abuse, 2000.

Johnston, L.D., P.M. O'Malley, and J.G. Bachman

National survey results on drug use from the monitoring the future study, 1975-2000. Volume I, Secondary school students (NIH publication no. 01-4924), and *Volume II, College students and young adults* (NIH Publication No. 97-4140). Washington, DC: National Institute on Drug Abuse, 1998.

Bachman, Jerald G., Lloyd D. Johnston, and Patrick M. O'Malley

Monitoring the future: Questionnaire responses from the nation's 8th- and 10th-grade students, 1996. Ann Arbor, MI: University of Michigan. Institute for Social Research, 1996.

Bryant, A.L., J. Schulenberg, J.G. Bachman, P.M. O'Malley, and L.D. Johnston

"Understanding the links among school misbehavior, academic achievement, and cigarette use: A national panel study of adolescents." *Prevention Science* 1, 2 (2000), 71-87.

Monitoring the future: A continuing study of the lifestyles and values of youth, 1976

(ICPSR 7927)

Extent of collection: 6 data files + machine-readable documentation (PDF) + SAS data definition statements + SPSS data definition statements

Extent of processing: CDBK.ICPSR/ FREQ.PR/ REFORM.DOC

Logical record length and card image data formats

Parts 1-5

Forms 1-5 questionnaires

rectangular file structure
3,314 to 3,353 cases per part
272 to 603 variables per part
286- to 616-unit long record per part
5 to 10 records per case per part

Part 6

Core variables

rectangular file structure
16,677 cases
116 variables
129-unit long record
2 records per case

Monitoring the future: A continuing study of the lifestyles and values of youth, 1977

(ICPSR 7928)

Extent of collection: 6 data files + machine-readable documentation (PDF) + SAS data definition statements + SPSS data definition statements

Extent of processing: CDBK.ICPSR/ FREQ.PR/ REFORM.DOC

Logical record length and card image data formats

Parts 1-5

Forms 1-5 questionnaires

rectangular file structure
3,645 to 3,729 cases per part
283 to 603 variables per part
297- to 616-unit long record per part
5 to 10 records per case per part

Part 6

Core variables

rectangular file structure
18,436 cases
116 variables
129-unit long record
2 records per case

Monitoring the future: A continuing study of the lifestyles and values of youth, 1978

(ICPSR 7929)

Extent of collection: 6 data files + machine-readable documentation (PDF) + SAS data definition statements + SPSS data definition statements

Extent of processing: CDBK.ICPSR/ FREQ.PR/ REFORM.DOC

Logical record length and card image data formats

Parts 1-5

Forms 1-5 questionnaires

rectangular file structure
3,772 to 3,803 cases per part
293 to 607 variables per part
307- to 620-unit long record per part
5 to 10 records per case per part

Part 6

Core variables

rectangular file structure
18,924 cases
116 variables
129-unit long record
2 records per case

Monitoring the future: A continuing study of the lifestyles and values of youth, 1979

(ICPSR 7930)

Extent of collection: 6 data files + machine-readable documentation (PDF) + SAS data definition statements + SPSS data definition statements

Extent of processing: CDBK.ICPSR/ FREQ.PR/ REFORM.DOC

Logical record length and card image data formats

Parts 1-5

Forms 1-5 questionnaires

rectangular file structure
3,305 to 3,365 cases per part
293 to 614 variables per part
307- to 627-unit long record per part
5 to 10 records per case per part

Part 6

Core variables

rectangular file structure
16,662 cases
116 variables
129-unit long record
2 records per case

Monitoring the future: A continuing study of the lifestyles and values of youth, 1980

(ICPSR 7900)

Extent of collection: 6 data files + machine-readable documentation (PDF) + SAS data definition statements + SPSS data definition statements

Extent of processing: CDBK.ICPSR/ FREQ.PR/ REFORM.DOC/ DDEF.ICPSR

Logical record length data format with SAS and SPSS data definition statements

Parts 1-5

Forms 1-5 questionnaire

rectangular file structure
3,288 to 3,326 cases
293 to 614 variables
307- to 627-unit-long record
1 record per case

Part 6

Core variables

rectangular file structure
16,524 cases
116 variables
129-unit-long record
1 record per case

Monitoring the future: A continuing study of the lifestyles and values of youth, 1981

(ICPSR 9013)

Extent of collection: 6 data files + machine-readable documentation (PDF) + SAS data definition statements + SPSS data definition statements

Extent of processing: CDBK.ICPSR/ FREQ.PR/ REFORM.DOC

Logical record length and card image data formats

Parts 1-5

Forms 1-5 questionnaires

rectangular file structure
3,637 to 3,664 cases per part
293 to 614 variables per part
307- to 627-unit long record per part
5 to 10 records per case per part

Part 6

Core variables

rectangular file structure
18,267 cases
116 variables
129-unit long record
2 records per case

Monitoring the future: A continuing study of the lifestyles and values of youth, 1982

(ICPSR 9045)

Extent of collection: 6 data files + machine-readable documentation (PDF) + SAS data definition statements + SPSS data definition statements

Extent of processing: CDBK.ICPSR/ FREQ.PR/ REFORM.DOC

Logical record length and card image data formats

Parts 1-5

Forms 1-5 questionnaires

rectangular file structure
3,639 to 3,686 cases per part
313 to 649 variables per part
327- to 662-unit long record per part
5 to 10 records per case per part

Part 6

Core variables

rectangular file structure
18,348 cases
116 variables
129-unit long record
2 records per case

Monitoring the future: A continuing study of the lifestyles and values of youth, 1983

(ICPSR 8387)

Extent of collection: 6 data files + machine-readable documentation (PDF) + SAS data

definition statements + SPSS data definition statements

Extent of processing: CDBK.ICPSR/ FREQ.PR/ REFORM.DOC/ DDEF.ICPSR

Logical record length and card image data formats, with SPSS data definition statements for each

Parts 1-5

Forms 1-5 questionnaires

rectangular file structure
3,342 to 3,437 cases per part
320 to 649 variables per part
334- to 662-unit long record per part
5 to 11 records per case per part

Part 6

Core variables

rectangular file structure
16,947 cases
116 variables
129-unit long record
2 records per case

Monitoring the future: A continuing study of the lifestyles and values of youth, 1984

(ICPSR 8388)

Extent of collection: 6 data files + machine-readable documentation (PDF) + SAS data definition statements + SPSS data definition statements

Extent of processing: CDBK.ICPSR/ FREQ.PR/ REFORM.DOC/ DDEF.ICPSR

Logical record length and card image data formats with SPSS data definition statements for each

Parts 1-5

Forms 1-5 questionnaires

rectangular file structure
3,282 to 3,321 cases per part
323 to 650 variables per part
337- to 663-unit long record per part
6 to 11 records per case per part

Part 6

Core variables

rectangular file structure
16,499 cases
117 variables
130-unit long record
2 records per case

Monitoring the future: A continuing study of the lifestyles and values of youth, 1985

(ICPSR 8546)

Extent of collection: 6 data files + machine-readable documentation (PDF) + SAS data definition statements + SPSS data definition statements

Extent of processing: CDBK.ICPSR/ FREQ.PR/ REFORM.DOC/ DDEF.ICPSR

Logical record length and card image data formats with SPSS data definition statements for each

Parts 1-5

Forms 1-5 questionnaires

rectangular file structure

3,278 to 3,329 cases per part

323 to 650 variables per part

337- to 663-unit-long record per part

5 to 10 records per case per part

Part 6

Core variables

rectangular file structure

16,502 cases

117 variables

130-unit-long record

2 records per case

Monitoring the future: A continuing study of the lifestyles and values of youth, 1986

(ICPSR 8701)

Extent of collection: 6 data files + machine-readable documentation (PDF) + SAS data definition statements + SPSS data definition statements

Extent of processing: CDBK.ICPSR/ FREQ.PR/ REFORM.DOC/ DDEF.ICPSR

Logical record length and card image data formats with SPSS data definition statements for each

Parts 1-5

Forms 1-5 questionnaires

rectangular file structure

3,083 to 3,188 cases per part

326 to 661 variables per part

339- to 676-unit-long record per part

5 to 10 records per case per part

Part 6

Core variables

rectangular file structure

15,713 cases

117 variables

130-unit-long record

2 records per case

Monitoring the future: A continuing study of the lifestyles and values of youth, 1987

(ICPSR 9079)

Extent of collection: 6 data files + machine-readable documentation (PDF) + SAS data definition statements + SPSS data definition statements

Extent of processing: CDBK.ICPSR/ FREQ.PR/ REFORM.DOC/ DDEF.ICPSR

Logical record length and card image data formats with SPSS data definition statements for each

Parts 1-5

Forms 1-5 questionnaires

rectangular file structure

3,358 to 3,375 cases per part

326 to 661 variables per part

337- to 689-unit-long record per part

5 to 10 records per case per part

Part 6

Core variables

rectangular file structure

16,843 cases

117 variables

130-unit-long record

2 records per case

Monitoring the future: A continuing study of the lifestyles and values of youth, 1988

(ICPSR 9259)

Extent of collection: 6 data files + machine-readable documentation (PDF) + SAS data definition statements + SPSS data definition statements

Extent of processing: CDBK.ICPSR/ FREQ.PR/ REFORM.DOC/ DDEF.ICPSR

Logical record length and card image data
formats with SPSS data definition statements
for each

Parts 1-5

Forms 1-5 questionnaires

rectangular file structure
3,331 to 3,386 cases per part
341 to 673 variables per part
355- to 689-unit-long record per part
5 to 10 records per case per part

Part 6

Core variables

rectangular file structure
16,795 cases
117 variables
130-unit-long record
2 records per case

**Monitoring the future: A continuing
study of the lifestyles and values of
youth, 1989**

(ICPSR 9397)

Extent of collection: 7 data files + machine-
readable documentation (PDF) + OSIRIS
dictionaries + SAS data definition statements
+ SPSS data definition statements

Extent of processing: CONCHK.PR/ MDATA.PR/
FREQ.PR/ UNDOCCHK.PR/ CDBK.ICPSR/
REFORM.DOC

Logical record length data format with SAS
and SPSS data definition statements and
card image

Part 1

Core variables

rectangular file structure
17,142 cases
117 variables
130-unit-long record
2 records per case

Parts 2-7

Forms 1-6 questionnaires

rectangular file structure
2,847 to 2,872 cases per part
341 to 675 variables per part
355- to 691-unit-long record per part
5 to 10 records per case per part

**Monitoring the future: A continuing
study of the lifestyles and values of
youth, 1990**

(ICPSR 9745)

Extent of collection: 7 data files + machine-
readable documentation (PDF) + SAS data
definition statements + SPSS data definition
statements

Extent of processing: CDBK.ICPSR/ FREQ.PR/
CONCHK.PR/ MDATA.PR/ UNDOCCHK.PR/
REFORM.DOC

Part 1

Core data

rectangular file structure
15,676 cases
111 variables
124-unit-long record
1 record per case

Parts 2-7

Forms 1-6

rectangular file structure
2,600 to 2,635 cases per part
294 to 580 variables per part
308- to 596-unit-long record per part
1 record per case

**Monitoring the future: A continuing
study of American youth (8th- and
10th-grade surveys), 1991**

(ICPSR 2521)

Extent of collection: 4 data files + machine-
readable documentation (PDF) + SAS data
definition statements + SPSS data definition
statements

Extent of processing: CONCHK.PR/
UNDOCCHK.PR/ MDATA.PR/ REFORM.DOC/
UNDOCCHK.ICPSR/ CDBK.ICPSR/ DDEF.ICPSR/
FREQ.ICPSR/ REFORM.DOC/ RECODE

Parts 1-2

8th-grade forms 1 and 2 data

rectangular file structure
8,926 and 8,918 cases per part
289 and 290 variables per part
303- and 305-unit-long record per part
1 record per case

Parts 3-4

10th-grade forms 1 and 2 data

rectangular file structure
7,528 and 7,468 cases per part
289 and 290 variables per part
303- and 305-unit-long record per part
1 record per case

Monitoring the future: A continuing study of the lifestyles and values of youth, 1991

(ICPSR 9871)

Extent of collection: 7 data files + machine-readable documentation (PDF) + SAS data definition statements + SPSS data definition statements

Extent of processing: CDBK.ICPSR/ MDATA.PR/ FREQ.PR/ UNDOCCHK.PR/ REFORM.DOC/ CONCHK.PR

Part 1

Core data

rectangular file structure
15,483 cases
111 variables
124-unit-long record
1 record per case

Parts 2-7

Forms 1-6 data

rectangular file structure
2,556 to 2,614 cases per part
294 to 585 variables per part
309- to 601-unit-long record per part
1 record per case

Monitoring the future: A continuing study of American youth (8th- and 10th-grade surveys), 1992

(ICPSR 2522)

Extent of collection: 4 data files + machine-readable documentation (PDF) + SAS data definition statements + SPSS data definition statements

Extent of processing: CONCHK.PR/ UNDOCCHK.PR/ MDATA.PR/ REFORM.DOC/ UNDOCCHK.ICPSR/ CDBK.ICPSR/ DDEF.ICPSR/ FREQ.ICPSR/ REFORM.DOC/ RECODE

Parts 1-2

8th-grade forms 1 and 2 data

rectangular file structure
9,511 and 9,504 cases per part
285 and 286 variables per part
299- and 300-unit-long record per part
1 record per case

Parts 3-4

10th-grade Forms 1 and 2 data

rectangular file structure
7,499 and 7,498 cases per part
285 and 286 variables per part
299- and 300-unit-long record per part
1 record per case

Monitoring the future: A continuing study of the lifestyles and values of youth, 1992

(ICPSR 6133)

Extent of collection: 7 data files + machine-readable documentation (PDF) + SAS data definition statements + SPSS data definition statements

Extent of processing: CONCHK.PR/ MDATA.PR/ FREQ.PR/ UNDOCCHK.PR/ REFORM.DOC

Part 1

Core data

rectangular file structure
16,251 cases
111 variables
124-unit-long record
1 record per case

Parts 2-7

Forms 1-6 data

rectangular file structure
2,688 to 2,731 cases per part
293 to 585 variables per part
308- to 601-unit-long record per part
1 record per case

Monitoring the future: A continuing study of American youth (8th- and 10th-grade surveys), 1993

(ICPSR 2523)

Extent of collection: 4 data files + machine-readable documentation (PDF) + SAS data definition statements + SPSS data definition statements

Extent of processing: CONCHK.PR/
UNDOCCHK.PR/ MDATA.PR/ REFORM.DATA/
UNDOCCHK.ICPSR/ CDBK.ICPSR/ DDEF.ICPSR/
FREQ.ICPSR/ REFORM.DOC/ RECODE

Parts 1-2

8th-grade forms 1 and 2 data

rectangular file structure
9,427 and 9,393 cases per part
291 and 294 variables per part
305- and 308-unit-long record per part
1 record per case

Parts 3-4

10th-grade forms 1 and 2 data

rectangular file structure
7,736 and 7,780 cases per part
291 and 294 variables per part
305- and 308-unit-long record per part
1 record per case

Monitoring the future: A continuing study of the lifestyles and values of youth, 1993

(ICPSR 6367)

Extent of collection: 7 data files + machine-readable documentation (PDF) + SAS data definition statements + SPSS data definition statements

Extent of processing: DDEF.ICPSR/ RECODE/
CDBK.ICPSR/ CONCHK.PR/ MDATA.PR/ FREQ.PR/
UNDOCCHK.PR/ UNDOCCHK.ICPSR/
REFORM.DOC

Part 1

Core data

rectangular file structure
16,763 cases
111 variables
124-unit-long record
1 record per case

Parts 2-7

Forms 1-6 data

rectangular file structure
2,772 to 2,843 cases per part
233 to 612 variables per part
308- to 628-unit-long record per part
1 record per case

Monitoring the future: A continuing study of American youth (8th- and 10th-grade surveys), 1994

(ICPSR 2475)

Extent of collection: 4 data files + machine-readable documentation (PDF) + SAS data definition statements + SPSS data definition statements

Extent of processing: CONCHK.PR/
UNDOCCHK.PR/ MDATA.PR/ REFORM.DATA/
UNDOCCHK.ICPSR/ CDBK.ICPSR/ DDEF.ICPSR/
FREQ.ICPSR/ REFORM.DOC/ RECODE

Parts 1-2

8th-grade forms 1 and 2 data

rectangular file structure
8,860 and 8,848 cases per part
292 and 294 variables per part
306- and 308-unit-long record per part
1 record per case

Parts 3-4

10th-grade forms 1 and 2 data

rectangular file structure
8,024 and 8,056 cases per part
292 and 294 variables per part
306- and 308-unit-long record per part
1 record per case

Monitoring the future: A continuing study of the lifestyles and values of youth, 1994

(ICPSR 6517)

Extent of collection: 7 data files + machine-readable documentation (PDF) + SAS data definition statements + SPSS data definition statements

Extent of processing: DDEF.ICPSR/ FREQ.PR/
CDBK.ICPSR/ CONCHK.PR/ MDATA.PR/ RECODE/
UNDOCCHK.PR/ UNDOCCHK.ICPSR/
REFORM.DOC

Part 1

Core data

rectangular file structure
15,929 cases
111 variables
124-unit-long record
1 record per case

Parts 2-7

Forms 1-6 data

rectangular file structure
2,642 to 2,691 cases per part
293 to 609 variables per part
308- to 625-unit-long record per part
1 record per case

Monitoring the future: A continuing study of American youth (8th- and 10th-grade surveys), 1995

(ICPSR 2390)

Extent of collection: 4 data files + machine-readable documentation (PDF) + SAS data definition statements + SPSS data definition statements

Extent of processing: CONCHK.PR/
UNDOCCHK.PR/ MDATA.PR/ REFORM.DATA/
UNDOCCHK.ICPSR/ CDBK.ICPSR/ DDEF.ICPSR/
FREQ.ICPSR/ REFORM.DOC/ RECODE

Parts 1-2

8th-grade forms 1 and 2 data

rectangular file structure
8,953 and 8,976 cases per part
298 and 295 variables per part
312- and 309-unit-long record per part
1 record per case

Parts 3-4

10th-grade forms 1 and 2 data

rectangular file structure
8,653 and 8,632 cases per part
298 and 295 variables per part
312- and 309-unit-long record per part
1 record per case

Monitoring the future: A continuing study of American youth, 1995

(ICPSR 6716)

Extent of collection: 7 data files + machine-readable documentation (PDF) + SAS data definition statements + SPSS data definition statements

Extent of processing: CONCHK.PR/
UNDOCCHK.PR/ MDATA.PR/ REFORM.DATA/
UNDOCCHK.ICPSR/ CDBK.ICPSR/ DDEF.ICPSR/
FREQ.PR/ REFORM.DOC

Part 1

Core data

rectangular file structure
15,876 cases
111 variables
122-unit-long record
1 record per case

Parts 2-7

Forms 1-6 data

rectangular file structure
2,625 to 2,658 cases per part
299 to 623 variables per part
312- to 637-unit-long record per part
1 record per case

Monitoring the future: A continuing study of American youth (8th- and 10th-grade surveys), 1996

(ICPSR 2350)

Extent of collection: 4 data files + machine-readable documentation (PDF) + SAS data definition statements + SPSS data definition statements

Extent of processing: CONCHK.PR/
UNDOCCHK.PR/ MDATA.PR/ REFORM.DATA/
UNDOCCHK.ICPSR/ CDBK.ICPSR/ DDEF.ICPSR/
FREQ.ICPSR/ REFORM.DOC/ RECODE

Parts 1-2

8th-grade forms 1 and 2 data

rectangular file structure
9,167 and 9,201 cases per part
300 variables per part
314-unit-long record per part
1 record per case

Parts 3-4

10th-grade forms 1 and 2 data

rectangular file structure
7,895 and 7,978 cases per part
300 variables per part
314-unit-long record per part
1 record per case

Monitoring the future: A continuing study of American youth (12th-grade survey), 1996

(ICPSR 2268)

Extent of collection: 7 data files + machine-readable documentation (PDF) + SAS data

definition statements + SPSS data definition statements

Extent of processing: CONCHK.PR/
UNDOCCHK.PR/ MDATA.PR/ REFORM.DATA/
UNDOCCHK.ICPSR/ CDBK.ICPSR/ DDEF.ICPSR/
FREQ.ICPSR/ REFORM.DOC

Part 1

Core data

rectangular file structure
14,823 cases
109 variables
124-unit-long record
1 record per case

Parts 2-7

Forms 1-6 data

rectangular file structure
2,451 to 2,499 cases per part
300 to 621 variables per part
316- to 638-unit-long record per part
1 record per case

Monitoring the future: A continuing study of American youth (8th- and 10th-grade surveys), 1997

(ICPSR 2476)

Extent of collection: 8 data files + machine-readable documentation (PDF) + SAS data definition statements + SPSS data definition statements

Extent of processing: CONCHK.PR/
UNDOCCHK.PR/ MDATA.PR/ REFORM.DATA/
UNDOCCHK.ICPSR/ CDBK.ICPSR/ DDEF.ICPSR/
FREQ.ICPSR/ REFORM.DOC/ RECODE

Parts 1-4

8th-grade forms 1-4 data

rectangular file structure
3,159 to 6,367 cases per part
292 to 301 variables per part
306- to 315-unit-long record per part
1 record per case

Parts 5-8

10th-grade forms 1-4 data

rectangular file structure
2,612 to 5,267 cases per part
292 to 301 variables per part
306- to 315-unit-long record per part
1 record per case

Monitoring the future: A continuing study of American youth (12th-grade survey), 1997

(ICPSR 2477)

Extent of collection: 7 data files + machine-readable documentation (PDF) + SAS data definition statements + SPSS data definition statements

Extent of processing: CONCHK.PR/
UNDOCCHK.PR/ MDATA.PR/ REFORM.DATA/
UNDOCCHK.ICPSR/ CDBK.ICPSR/ DDEF.ICPSR/
FREQ.ICPSR/ REFORM.DOC

Part 1

Core data

rectangular file structure
15,963 cases
108 variables
122-unit-long record
1 record per case

Parts 2-7

Forms 1-6 data

rectangular file structure
2,637 to 2,684 cases per part
293 to 612 variables per part
308- to 626-unit-long record per part
1 record per case

Monitoring the future: A continuing study of American youth (8th- and 10th-grade surveys), 1998

(ICPSR 2752)

(included on CD-ROM CD0033)

Extent of collection: 8 data files + machine-readable documentation (PDF) + SAS data definition statements + SPSS data definition statements

Extent of processing: CONCHK.PR/ RECODE/
UNDOCCHK.PR/ MDATA.PR/ REFORM.DATA/
UNDOCCHK.ICPSR/ CDBK.ICPSR/ DDEF.ICPSR/
FREQ.ICPSR/ REFORM.DOC

Parts 1-4

8th-grade forms 1-4 data

rectangular file structure
3,096 to 6,228 cases per part
283 to 290 variables per part
297- to 305-unit-long record per part
1 record per case

Parts 5–8

10th-grade forms 1–4 data

rectangular file structure
2,568 to 5,156 cases per part
285 to 291 variables per part
298- to 306-unit-long record per part
1 record per case

Monitoring the future: A continuing study of American youth (12th-grade survey), 1998

(ICPSR 2751)

(included on CD-ROM CD0033)

Extent of collection: 7 data files + machine-readable documentation (PDF) + SAS data definition statements + SPSS data definition statements

Extent of processing: CONCHK.PR/
UNDOCCHK.PR/ MDATA.PR/ REFORM.DATA/
UNDOCCHK.ICPSR/ CDBK.ICPSR/ DDEF.ICPSR/
FREQ.ICPSR/ REFORM.DOC

Part 1

Core data

rectangular file structure
15,780 cases
108 variables
122-unit-long record
1 record per case

Parts 2–7

Forms 1–6 data

rectangular file structure
2,618 to 2,655 cases per part
293 to 612 variables per part
308- to 627-unit-long record per part
1 record per case

Monitoring the future: A continuing study of American youth (8th- and 10th-grade surveys), 1999

(ICPSR 2940)

Extent of collection: 8 data files + machine-readable documentation (PDF) + SAS data definition statements + SPSS data definition statements

Extent of processing: DDEF.ICPSR/ RECODE/
CDBK.ICPSR/ CONCHK.PR/ MDATA.PR/
FREQ.ICPSR/ REFORM.DATA/ UNDOCCHK.PR/
UNDOCCHK.ICPSR/ REFORM.DOC

Parts 1–4

8th-grade forms 1–4 data

rectangular file structure
2,893 to 5,764 cases per part
287 to 301 variables per part
307- to 320-unit-long record per part
1 record per case

Parts 5–8

10th-grade forms 1–4 data

rectangular file structure
2,321 to 4,624 cases per part
287 to 301 variables per part
306- to 319-unit-long record per part
1 record per case

Monitoring the future: A continuing study of American youth (12th-grade survey), 1999

(ICPSR 2939)

Extent of collection: 7 data files + machine-readable documentation (PDF) + SAS data definition statements + SPSS data definition statements

Extent of processing: UNDOCCHK.ICPSR/
UNDOCCHK.PR/ MDATA.ICPSR/ REFORM.DATA/
CDBK.ICPSR/ DDEF.ICPSR/ FREQ.ICPSR/
REFORM.DOC/ RECODE/ CONCHK.PR

Part 1

Core data

rectangular file structure
14,056 cases
108 variables
224-unit-long record
1 record per case

Parts 2–7

Forms 1–6 data

rectangular file structure
2,321 to 2,354 cases per part
281 to 615 variables per part
569- to 1,237-unit-long record per part
1 record per case

Monitoring the future: A continuing study of American youth (8th- and 10th-grade surveys), 2000

(ICPSR 3183)

Extent of collection: 8 data files + machine-readable documentation (PDF) + SAS data

definition statements + SPSS data definition statements

Extent of processing: DDEF.ICPSR/
CDBK.ICPSR/ CONCHK.PR/ MDATA.ICPSR/
RECODE/ FREQ.ICPSR/ REFORM.DATA/
UNDOCCHK.PR/ UNDOCCHK.ICPSR/
REFORM.DOC

Logical record length data format with SAS
and SPSS data definition statements

Parts 1-4

8th-grade forms 1-4 data

rectangular file structure
2,884 to 5,777 cases
287 to 298 variables
581- to 603-unit-long record
1 record per case

Parts 5-8

10th-grade forms 1-4 data

rectangular file structure
2,423 to 4,866 cases
287 to 298 variables
581- to 603-unit-long record
1 record per case

**Monitoring the future: A continuing
study of American youth (12th-grade
survey), 2000**

(ICPSR 3184)

Extent of collection: 7 data files + machine-
readable documentation (PDF) + SAS data
definition statements + SPSS data definition
statements

Extent of processing: CONCHK.PR/
UNDOCCHK.PR/ MDATA.ICPSR/ REFORM.DATA/
UNDOCCHK.ICPSR/ CDBK.ICPSR/ DDEF.ICPSR/
FREQ.ICPSR/ REFORM.DOC/ RECODE

Logical record length data format with SAS
and SPSS data definition statements

Part 1

Core data

rectangular file structure
13,286 cases
108 variables
224-unit-long record
1 record per case

Parts 2-7

Forms 1-6 data

rectangular file structure
2,196 to 2,242 cases
281 to 615 variables
569- to 1,237-unit-long record
1 record per case

**Monitoring the future: A continuing
study of the lifestyles and values of
youth, 1976-1992: Concatenated core
file**

(ICPSR 6227)

(included on CD-ROM CD0030)

Summary: This data collection contains the
115 "core" variables for the first 17 years of
this annual survey. Personal and family char-
acteristics, political and religious beliefs,
school performance and educational goals,
and type and degree of drug usage are some
of the topics explored in the core variables.

Note: Percentage distributions provided in
the codebook were generated using full
weights, which are not available on the public
use files. Therefore, these results cannot be
replicated using the public use files. The dif-
ferences between results produced using the
full weights and those produced using the
sampling weights available on the public use
files are estimated to be below 1 percent.

Extent of collection: 1 data file + machine-
readable documentation (PDF) + SAS data
definition statements + SPSS data definition
statements

Extent of processing: CONCHK.PR/ MDATA.PR/
FREQ.PR/ UNDOCCHK.PR/ REFORM.DOC/
DDEF.ICPSR

rectangular file structure
287,689 cases
115 variables
133-unit-long record
1 record per case

Bausell, Carole R., Charles E. Maloy, and Jan M. Sherrill

Drugs, alcohol, and student crime in the United States, April–May 1989

(ICPSR 9585)

This study was sponsored by the U.S. Dept. of Justice, National Institute of Justice. The grant number is 88-IJ-CX-0040.

Summary: This project examined different aspects of campus crime — specifically, the prevalence of crimes among college students, whether the crime rate is increasing or decreasing on college campuses, and what factors are related to campus crime. Researchers made the assumption that crimes committed by and against college students are likely to be related to drug and alcohol use. Specific questions designed to be answered by the data include: (1) Do students who commit crimes differ in their use of drugs and alcohol from students who do not commit crimes? (2) Do students who are victims of crimes differ in their use of drugs and alcohol from students who are not victims? (3) How do multiple offenders differ from single offenders in their use of drugs and alcohol? (4) How do victims of violent crimes differ from victims of nonviolent crimes in their use of drugs and alcohol? (5) What types of student crimes are more strongly related to drug or alcohol use than others? (6) Other than drug and alcohol use, in what ways can victims and perpetrators of crimes be differentiated from students who have had no direct experiences with crime? Variables include basic demographic information, academic information, drug use information, and experiences with crime since becoming a student.

Universe: Current college undergraduates in the United States.

Sampling: This study was based on a national cross-sectional sample of college undergraduates in the United States. The sample was selected from *American Students List: College Students at Home or School Address*, which is published by the American List Council, Princeton, New Jersey. A sample of 6,000 student names and addresses was selected from the original list of 1,300,000. The sample size was determined by researchers to achieve a final sample of respondents that included information on at least 100 student perpetrators. Also included were respondents who participated in pilot surveys and pretests. These cases were not randomly selected, but were drawn from the student pop-

ulation at Towson State University, and should not be considered as part of the representative sample of current college students within the United States.

Extent of collection: 1 data file + machine-readable documentation (PDF) + SAS data definition statements + SPSS data definition statements

Extent of processing: CONCHK.PR/
DDEF.ICPSR/ MDATA.ICPSR/ REFORM.DATA/
REFORM.DOC/ SCAN/UNDOCCHK.PR

Logical record length data format with SAS and SPSS data definition statements

rectangular file structure
2,207 cases
118 variables
80-unit-long record
2 records per case

Blane, Howard T., Brenda A. Miller, and Kenneth E. Leonard

Intra- and intergenerational aspects of serious domestic violence and alcohol and drug abuse in Buffalo, 1987

(ICPSR 9984)

(included on CD-ROMs CD0014 and CD0033)

This study was sponsored by the U.S. Dept. of Justice, National Institute of Justice. The grant number is 86-IJ-CX-0035.

Summary: These data examine the interrelationships among alcohol use, drug use, criminal violence, and domestic violence in a parolee population. More specifically, the data explore the contributions of parental substance abuse and domestic violence in prediction of parolee violence. The study also investigates the effects of drug and alcohol use on domestic violence for the parolee, the spouse, and the parents. The data were drawn from individual interviews conducted with parolees from the Buffalo, New York, area, half of whom were convicted of violent crimes and half of whom were convicted of nonviolent crimes. Interviews were also conducted with the spouses and partners of the parolees. In addition, data concerning the parolees' criminal histories were abstracted from arrest and parole records. Part 1, Demographic File 1, provides information on the demographic characteristics of offenders; arrests, convictions, and sentencing; institu-

tional transfers; disciplinary reports; indications of psychiatric diagnosis or psychological disturbances; alcohol and drug use; criminal activity; and substance abuse while incarcerated. Part 2, Demographic File 2, includes the same variables as Part 1 (with the exception of information about psychiatric diagnoses, psychological disturbances, and disciplinary reports) for those individuals who declined to be interviewed and a random sample of those who could not be contacted. Part 3, the Interview File, contains information about childhood social histories (including sociodemographics, experience of family violence as a victim and as a witness, and parental drug and alcohol use), self-reported criminal histories, adult social histories (including data concerning violence in current relationships, and drug and alcohol use history), and information about the parolees' and spouses' discipline styles. The researchers discarded data on female parolees for the purpose of their analysis.

Universe: All parolees and their spouses or partners in the Buffalo, New York, area.

Sampling: The subjects were drawn from all persons residing in the greater Buffalo, New York, area who were on parole from state correctional facilities between January 1987 and June 1987. The parolees were separated into two categories before sampling, depending on whether their last conviction was for a violent or a nonviolent offense. Youthful offenders and individuals whose crimes could not easily be classified were excluded. An equal number of names were selected at random from each category. Those subjects who had subsequently been removed from parole status were excluded. The remaining subjects who agreed to be interviewed were included in the sample, along with any of their spouses or partners who agreed to be interviewed.

Extent of collection: 3 data files + machine-readable documentation (text) + SAS data definition statements + SPSS data definition statements + data collection instrument

Extent of processing: MDATA.PR/SCAN/
UNDOCCHK.PR/DDEF.ICPSR

Card image data format with SAS and SPSS data definition statements

Part 1
Demographic file 1
rectangular file structure
196 cases
59 variables
80-unit-long record
2 records per case

Part 2
Demographic file 2
rectangular file structure
65 cases
47 variables
79-unit-long record
2 records per case

Part 3
Interview file
rectangular file structure
285 cases
1,239 variables
80-unit-long record
26 records per case

Related publications:

- Miller, B.A., et al.
"Intra- and intergenerational aspects to serious domestic violence and alcohol and drugs" (Final Report). Washington, DC: National Institute of Justice, 1988.
- Miller, B.A., et al.
"Spousal violence and alcohol/drug problems among parolees and their spouses." *Women and Criminal Justice* 1 (1990), 55-72.
- Miller, B.A.
"The interrelationships between alcohol and drugs and family violence." In M. De La Rosa, E.Y. Lambert, and B. Gropper (eds.), *Drugs and violence: Causes, correlates, and consequences*. National Institute on Drug Abuse Research Monograph 103 (1990), 177-207.

Britt, Chester L., III, Michael R. Gottfredson, and John S. Goldkamp

Evaluation of Arizona pretrial services drug testing programs, 1987-1989
(ICPSR 9807)

This study was sponsored by the U.S. Dept. of Justice, National Institute of Justice. The grant number is 88-IJ-CX-K003.

Summary: The purpose of this data collection was to examine the relationship between drug use and pretrial misconduct in Pima and

Maricopa counties in Arizona. Data assess the effectiveness of Arizona pretrial services, which were designed to monitor those defendants who tested positive for selected drugs. The collection includes variables for drugs such as marijuana and cocaine, previous criminal history, results of urinalysis testing, pretrial misconduct, and drug monitoring. Demographic information includes defendant's sex, ethnicity, age, marital status, employment, and last grade completed. Class IV

Universe: Pretrial felony populations of Pima and Maricopa counties.

Sampling: Three different sample groups were selected for each of the two counties. For Pima County, one sample group consisted of individuals who were booked on felony charges, agreed to a drug test, and were released prior to their trials. A second group was a random sample of defendants who were on pretrial supervised releases with or without drug testing. A third sample group consisted of those arrested on felony charges who were granted release. For Maricopa County, one sample group consisted of felony defendants who were released prior to trial and agreed to a drug test. Another group comprised felons who were released prior to their trials and were either randomly assigned to the monitoring program or were on their own recognizance. Individuals in the third sample group were on pretrial release and were randomly assigned to the drug monitoring program or to normal treatment without drug monitoring.

Extent of collection: 6 data files + machine-readable documentation (text)

Extent of processing: UNDOCCHK.PR/ MDATA

Card image data format

Part 1
Raw data for nonexperimental study in Pima County

rectangular file structure
523 cases
58 variables
76-unit-long record
2 records per case

Part 2
Raw data for first experimental study in Pima County

rectangular file structure
231 cases
99 variables
76-unit-long record
3 records per case

Part 3
Raw data for second experimental study in Pima County

rectangular file structure
138 cases
99 variables
76-unit-long record
3 records per case

Part 4
Raw data for nonexperimental study in Maricopa County

rectangular file structure
311 cases
87 variables
77-unit-long record
2 records per case

Part 5
Raw data for first experimental study in Maricopa County

rectangular file structure
234 cases
103 variables
77-unit-long record
3 records per case

Part 6
Raw data for second experimental study in Maricopa County

rectangular file structure
945 cases
103 variables
77-unit-long record
3 records per case

Related publication:
Gottfredson, M.R., C.L. Britt III, and J. Goldkamp
"Evaluation of Arizona pretrial services drug testing programs" (Final Report).
Washington, DC: National Institute of Justice, 1991.

Bureau of Justice Assistance and
Criminal Justice Statistics Association

Mandatory drug offender processing data, 1986: Alaska, California, Iowa, Minnesota, Nebraska, New York, North Carolina, and Virginia

(ICPSR 9420)

Summary: The National Consortium for Assessing Drug Control Initiatives, funded by the Bureau of Justice Assistance and coordinated by the Criminal Justice Statistics Association, collected drug offender process-

ing data from eight states: Alaska, California, Iowa, Minnesota, Nebraska, New York, North Carolina, and Virginia. The purpose of the project was to track adult drug offenders from the point of entry into the criminal justice system (typically by arrest) through final court disposition, regardless of whether the offender was released without trial, acquitted, or convicted. These data allow researchers to examine how the criminal justice system processes drug offenders, to measure the changing volume of drug offenders moving through the different segments of the criminal justice system, to calculate processing time intervals between major decision-making events, and to assess the changing structure of the drug offender population. For purposes of this project, a drug offender was defined as any person who had been charged with a felony drug offense. The data are structured into six segments pertaining to (1) record identification, (2) the offender (date of birth, sex, race, and ethnic origin), (3) arrest information (date of arrest, age at arrest, arrest charge code), (4) prosecution information (filed offense code and level, prosecution disposition and date), (5) court disposition information (disposition offense and level, court disposition, final disposition date, final pleading, type of trial), and (6) sentencing information (sentence and sentence date, sentence minimum and maximum). Also included are elapsed time variables. The unit of analysis is the felony drug offender.

Universe: All convicted felons in Alaska, California, Iowa, Minnesota, Nebraska, New York, North Carolina, and Virginia.

Extent of collection: 9 data files + machine-readable documentation (text) + OSIRIS dictionaries + SAS data definition statements + SPSS data definition statements + machine-readable frequencies

Extent of processing: CONCHK.ICPSR/
MDATA.ICPSR/ FREQ.ICPSR/ UNDOCCHK.ICPSR

Logical record length data format with SAS and SPSS data definition statements

Part 1

Combined state file
rectangular file structure
126,702 cases
51 variables
173-unit-long record
1 record per case

Parts 2-9

Alaska, California, Iowa, Minnesota, Nebraska, New York, North Carolina, and Virginia

rectangular file structure
364 to 78,940 cases per part
51 variables
173-unit-long record
1 record per case

Bureau of Justice Assistance and
Criminal Justice Statistics Association

Mandatory drug offender processing data, 1987: New York

(ICPSR 9565)

Summary: The National Consortium for Assessing Drug Control Initiatives, funded by the Bureau of Justice Assistance and coordinated by the Criminal Justice Statistics Association, collected drug offender processing data from the state of New York. The purpose of the project was to track adult drug offenders from the point of entry into the criminal justice system (typically by arrest) through final court disposition, regardless of whether the offender was released without trial, acquitted, or convicted. These data allow researchers to examine how the criminal justice system processes drug offenders, to measure the changing volume of drug offenders moving through the different segments of the criminal justice system, to calculate processing time intervals between major decision-making events, and to assess the changing structure of the drug offender population. For purposes of this project, a drug offender was defined as any person who had been charged with a felony drug offense. The data are structured into six segments pertaining to (1) record identification, (2) the offender (date of birth, sex, race, and ethnic origin), (3) arrest information (date of arrest, age at arrest, arrest charge code), (4) prosecution information (filed offense code and level, prosecution disposition and date), (5) court disposition information (disposition offense and level, court disposition, final disposition date, final pleading, type of trial), and (6) sentencing information (sentence and sentence date, sentence minimum and maximum). Also included are elapsed time variables. The unit of analysis is the felony drug offender.

Universe: All convicted felons in New York.

Office of Applied Studies. Substance Abuse and Mental Health Services Administration. U.S. Dept. of Health and Human Services

Drug abuse warning network (DAWN), 1994: [United States]

(ICPSR 2756)

Summary: The Drug Abuse Warning Network (DAWN) survey is designed to capture data on emergency department (ED) episodes that are induced by or related to the use of an illicit, prescription, or over-the-counter drug. For purposes of this collection, a drug "episode" is an ED visit that was induced by or related to the use of an illegal drug or the non-medical use of a legal drug for patients aged six years and older. A drug "mention" refers to a substance that was mentioned during a drug-related ED episode. Because up to four drugs can be reported for each drug abuse episode, there are more mentions than episodes in the data. Individual persons may also be included more than once in the data. Within each facility participating in DAWN, a designated reporter, usually a member of the emergency department or medical records staff, was responsible for identifying drug-related episodes and recording and submitting data on each case. An episode report was submitted for each patient visiting a DAWN emergency department whose presenting problem(s) was/were related to their own drug use. DAWN produces estimates of drug-related emergency department visits for 50 specific drugs, drug categories, or combinations of drugs, including the following: acetaminophen, alcohol in combination with other drugs, alprazolam, amitriptyline, amphetamines, aspirin, cocaine, codeine, diazepam, diphenhydramine, fluoxetine, heroin/morphine, inhalants/solvents/aerosols, LSD, lorazepam, marijuana/hashish, methadone, methamphetamine, and PCP/PCP in combination with other drugs. The use of alcohol alone is not reported. The route of administration and form of drug used (e.g., powder, tablet, liquid) are included for each drug. Data collected for DAWN also include drug use motive and total drug mentions in the episode, as well as race, age, patient disposition, reason for ED visit, and day of the week, quarter, and year of episode.

Universe: Patients treated during 1994 in the emergency department of nonfederal, short-stay general hospitals that have a 24-hour emergency department. Eligible respondents were those patients who met the following criteria: (1) they were aged 6 years or older,

(2) their presenting problem(s) was/were induced by or related to drug use, regardless of when the drug ingestion occurred, (3) the case involved the nonmedical use of a legal drug or any use of an illegal drug, (4) the patient's reason for taking the substance(s) included one of the following: (a) dependence, (b) suicide attempt or gesture, or (c) psychic effects.

Sampling: More than 500 EDs that were part of a scientifically-selected sample of general hospitals in the country provided data for DAWN. The DAWN sample is constructed to produce estimates of substance abuse visits to emergency departments across the nation and to 21 oversampled metropolitan areas. The sample design of DAWN does not permit state-level estimates. Hospitals in the frame were stratified according to size, with hospitals reporting 80,000 or more annual emergency department visits assigned to a single stratum and selected with certainty. Additional strata were defined according to whether the hospital had an organized outpatient department or a chemical/alcohol inpatient unit. The 21 oversampled MSAs include: Atlanta, GA; Baltimore, MD; Boston, MA; Buffalo, NY; Chicago, IL; Dallas, TX; Denver, CO; Detroit, MI; Los Angeles, CA; Miami, FL; Minneapolis, MN; New Orleans, LA; New York, NY; Newark, NJ; Philadelphia, PA; Phoenix, AZ; San Diego, CA; San Francisco, CA; Seattle, WA; St. Louis, MO; and Washington, DC.

Note: (1) Because data are abstracted from medical records completed by hospital staff who treat the patients, the accuracy of these reports depends on their careful recording of these conditions. It is also important to recognize that DAWN does not provide a complete picture of problems associated with drug use, but rather focuses on the impact that these problems have on hospital emergency departments in the United States. If a person is admitted to another part of the hospital for treatment, or treated in a physician's office or at a drug treatment center, the episode would not be included in DAWN. (2) To protect the privacy of respondents, all variables that could be used to identify individuals have been encrypted or collapsed in the public use file. These modifications should not affect analytic uses of the public use file. (3) In January 1994, several DAWN hospital emergency departments in Los Angeles were closed for a period of time due to the Northridge earthquake. In addition, emergency department records in some facilities were destroyed. This may explain the decrease in the total number of drug-related episodes in Los An-

geles between the first half of 1993 and the first half of 1994. (4) Changes in reporting procedures in 1994 in two national panel hospitals may have caused an increase in the volume of drug-related cases reported there. Because these hospitals reported a large number of methamphetamine cases, part of the estimated 75-percent increase in methamphetamine-related episodes from 1993 to 1994 may be an artifact. However, after removing these two hospitals from the estimation, methamphetamine still showed a 45-percent increase. (5) The data were collected and cleaned by Johnson, Bassin, and Shaw, Inc. Westat, Inc. created the weights and analytic files, and the National Opinion Research Center (NORC) created the public use file and codebook.

Restrictions: Users are reminded by the Substance Abuse and Mental Health Services Administration that these data are to be used solely for statistical analysis and reporting of aggregated information, and not for the investigation of specific individuals or organizations.

Extent of collection: 1 data file + machine-readable documentation (PDF) + SAS data definition statements + SPSS data definition statements

Extent of processing: CONCHK.PR/ FREQ.PR/ CONCHK.ICPSR/ DDEF.ICPSR/ MDATA.PR/ SCAN/ REFORM.DOC/ REFORM.DATA/ UNDOCCHK.PR/ UNDOCCHK.ICPSR

Logical record length data format with SAS and SPSS data definition statements

rectangular file structure
165,646 cases
172 variables
298-unit-long record
1 record per case

Related publications:
U.S. Dept. of Health and Human Services Substance Abuse and Mental Health Services Administration. Office of Applied Studies "SAMHSA statistical series, annual emergency department data, 1994. Data from the drug abuse warning network (DAWN)." Series I, Number 14-A, DHHS Publication No. (SMA) 96-3104 (BKD210). Rockville, MD: U.S. Dept. of Health and Human Services. Substance Abuse and Mental Health Services Administration, October 1996.

U.S. Dept. of Health and Human Services. Substance Abuse and Mental Health Services Administration. Office of Applied Studies.

"Historical estimates from the drug abuse warning network — 1978–1994 estimates of drug-related emergency department episodes." Advance Report 16, DHHS Publication No. (SMA) 96-3105 (AR16). Rockville, MD: U.S. Dept. of Health and Human Services. Substance Abuse and Mental Health Services Administration, August 1996.

U.S. Dept. of Health and Human Services. Substance Abuse and Mental Health Services Administration. Office of Applied Studies.

"Drug abuse warning network sample design and estimation procedures" (Technical Report). DHHS Publication No. (SMA) 98-3178 (BKD249). Rockville, MD: U.S. Dept. of Health and Human Services. Substance Abuse and Mental Health Services Administration, November 1997.

Office of Applied Studies. Substance Abuse and Mental Health Services Administration. U.S. Dept. of Health and Human Services

Drug abuse warning network (DAWN), 1997: [United States]

(ICPSR 2834)

Summary: The Drug Abuse Warning Network (DAWN) survey is designed to capture data on emergency department (ED) episodes that are induced by or related to the use of an illicit, prescription, or over-the-counter drug. For purposes of this collection, a drug "episode" is an ED visit that was induced by or related to the use of an illegal drug or the nonmedical use of a legal drug for patients aged six years and older. A drug "mention" refers to a substance that was mentioned during a drug-related ED episode. Because up to four drugs can be reported for each drug abuse episode, there are more mentions than episodes in the data. Individual persons may also be included more than once in the data. Within each facility participating in DAWN, a designated reporter, usually a member of the emergency department or medical records staff, was responsible for identifying drug-related episodes and recording and submitting data on each case. An episode report was submitted for each patient visiting a DAWN emergency department whose presenting problem(s) was/ were related to their own drug use. DAWN

produces estimates of drug-related emergency department visits for 50 specific drugs, drug categories, or combinations of drugs, including the following: acetaminophen, alcohol in combination with other drugs, alprazolam, amitriptyline, amphetamines, aspirin, cocaine, codeine, diazepam, diphenhydramine, fluoxetine, heroin/morphine, inhalants/solvents/aerosols, LSD, lorazepam, marijuana/hashish, methadone, methamphetamine, and PCP/PCP in combination with other drugs. The use of alcohol alone is not reported. The route of administration and form of drug used (e.g., powder, tablet, liquid) are included for each drug. Data collected for DAWN also include drug use motive and total drug mentions in the episode, as well as race, age, patient disposition, reason for ED visit, and day of the week, quarter, and year of episode.

Universe: Patients treated during 1997 in the emergency department of nonfederal, short-stay general hospitals that had a 24-hour emergency department. Eligible respondents were those patients who met the following criteria: (1) they were aged 6 years or older, (2) their presenting problem(s) was/were induced by or related to drug use, regardless of when the drug ingestion occurred, (3) the case involved the nonmedical use of a legal drug or any use of an illegal drug, (4) the patient's reason for taking the substance(s) included one of the following: (a) dependence, (b) suicide attempt or gesture, or (c) psychic effects.

Sampling: More than 500 EDs that were part of a scientifically-selected sample of general hospitals in the country provided data for DAWN. The DAWN sample is constructed to produce estimates of substance abuse visits to emergency departments across the nation and to 21 oversampled metropolitan areas. The sample design of DAWN does not permit state-level estimates. Hospitals in the frame were stratified according to size, with hospitals reporting 80,000 or more annual emergency department visits assigned to a single stratum and selected with certainty. Additional strata were defined according to whether the hospital had an organized outpatient department or a chemical/alcohol inpatient unit. The 21 oversampled metropolitan areas include: Atlanta, GA; Baltimore, MD; Boston, MA; Buffalo, NY; Chicago, IL; Dallas, TX; Denver, CO; Detroit, MI; Los Angeles, CA; Miami, FL; Minneapolis, MN; New Orleans, LA; New York, NY; Newark, NJ; Philadelphia, PA; Phoenix, AZ; San Diego, CA; San Fran-

cisco, CA; Seattle, WA; St. Louis, MO; and Washington, DC.

Note: (1) Because data are abstracted from medical records completed by hospital staff who treat the patients, the accuracy of these reports depends on their careful recording of these conditions. It is also important to recognize that DAWN does not provide a complete picture of problems associated with drug use, but rather focuses on the impact that these problems have on hospital emergency departments in the United States. If a person is admitted to another part of the hospital for treatment, or treated in a physician's office or at a drug treatment center, the episode would not be included in DAWN. (2) To protect the privacy of respondents, all variables that could be used to identify individuals have been encrypted or collapsed in the public use file. These modifications should not affect analytic uses of the public use file. (3) In May 1995, following a comprehensive review, changes were implemented in the computer programs that produce the DAWN estimates. The 1997 estimates are based on these corrected programs. Most of the errors were due to a miscalculation of the weights for hospitals that had undergone organizational changes after they were selected into the sample. Because the impact of these changes on the preliminary 1995 estimates was found to be small, 1994 estimates were not revised. The new DAWN estimation system was fully implemented for the 1995 year. Estimates for 1995 and subsequent years reflect those changes. (4) The data were collected and cleaned by Johnson, Bassin, and Shaw, Inc. Westat, Inc. created the weights and analytic files, and the National Opinion Research Center (NORC) created the public use file and codebook.

Restrictions: Users are reminded by the Substance Abuse and Mental Health Services Administration that these data are to be used solely for statistical analysis and reporting of aggregated information, and not for the investigation of specific individuals or organizations.

Extent of collection: 1 data file + machine-readable documentation (PDF) + SAS data definition statements + SPSS data definition statements

Extent of processing: CONCHK.PR/ MDATA.PR/ CONCHK.ICPSR/ DDEF.ICPSR/ FREQ.PR/ SCAN/ REFORM.DOC/ REFORM.DATA/ UNDOCCHK.PR/ UNDOCCHK.ICPSR

Logical record length data format with SAS and SPSS data definition statements

rectangular file structure
164,056 cases
172 variables
296-unit-long record
1 record per case

Related publications:

U.S. Dept. of Health and Human Services.
Substance Abuse and Mental Health Services Administration. Office of Applied Studies
SAMHSA statistical series, annual emergency department data, 1997. Data from the drug abuse warning network (DAWN). Series D-9, DHHS Publication No. (SMA)99-3331 (BKD318). Rockville, MD: U.S. Dept. of Health and Human Services. Substance Abuse and Mental Health Services Administration, August 1999.

U.S. Dept. of Health and Human Services.
Substance Abuse and Mental Health Services Administration. Office of Applied Studies
"Drug abuse warning network sample design and estimation procedures" (Technical Report). DHHS Publication No. (SMA)98-3178 (BKD249). Rockville, MD: U.S. Dept. of Health and Human Services. Substance Abuse and Mental Health Services Administration, November 1997.

Pearson, Frank S.

Deterring drug use with intensive probation in New Jersey, 1989-1990

(ICPSR 9919)

This study was sponsored by the U.S. Dept. of Justice, National Institute of Justice. The grant number is 88-IJ-CX-0048.

Summary: These data were collected to measure the degree to which subjective deterrence and rational choice are effective in reducing drug-use recidivism rates. Baseline interviews were conducted with participants upon entering a drug rehabilitation program in New Jersey. Under the terms of this program, which was an alternative to prison, any incident of drug use occurring during the rehabilitation period would result in the participant's returning to prison. Follow-up interviews were conducted when the participant either had a drug/alcohol use relapse or successfully completed a year in the program without a drug-use incident. Baseline interviews included questions about alcohol and

drug-use history, as well as initial reactions to the drug rehabilitation program. Follow-up interviews probed for participants' feelings about the drug rehabilitation program experience. Further questions concerned participants' failure or success at staying away from drugs or alcohol. Class III

Universe: Individuals in the Intensive Supervision Program in New Jersey.

Sampling: All individuals (546) who entered the Intensive Supervision Program in New Jersey between January 1, 1989, and April 30, 1990, of which 516 were interviewed.

Extent of collection: 1 data file + machine-readable documentation (text) + SAS data definition statements + SPSS data definition statements

Extent of processing: CONCHK.ICPSR/ MDATA/ FREQ.PR/ UNDOCCHK.ICPSR

Card image data format with SAS and SPSS data definition statements

rectangular file structure
546 cases
694 variables
80-unit-long record
23 records per case

Related publication:

Pearson, Frank S.
Deterring drug use with intensive supervision. New Brunswick, NJ: Institute for Criminological Research, 1991.

Pennell, Susan, and Christine Curtis

Comparison of drug control strategies in San Diego, 1989

(ICPSR 9990)

This study was sponsored by the U.S. Dept. of Justice, National Institute of Justice. The grant number is 88-IJ-CX-0034.

Summary: This study assesses the consequences for offenders of various drug enforcement strategies employed by the San Diego Police Department and profiles the factors that characterize street-level and mid-level dealers, drug users, and the drug market. The drug enforcement strategies examined include the use of search warrants, body wires, police decoys, surveillance, offic-

er buys and sells, wiretaps, and sweeps. Measures of the consequences of arrests include drug and property seizures, convictions, and sentences. The data were drawn from police and court records of drug arrests made by three special sections of the police department in San Diego, California. Additionally, data were collected through personal interviews conducted at the time of arrest with a subsample of persons arrested for drug charges. The arrest tracking file, Part 1, contains demographic information about the offender, including criminal history and gang membership, as well as data on each arrest through final disposition, charges, and sentencing. The interview portion of the study, Part 2, provides information about the demographics and characteristics of drug users and dealers, criminal history and drug use history, current arrest information, and offenders' opinions about drug use, drug sales, police strategies, and the drug market.

Universe: Individuals arrested on drug charges in San Diego.

Sampling: In Part 1, the Arrest Tracking File, the data were drawn from arrest records with at least one drug charge made by specialized narcotic and gang divisions at the San Diego Police Department from June to November of 1989. Individuals for the interview data were chosen using an availability sampling method. Two to three days a week, the logs of arrests were reviewed to develop a list of persons arrested for at least one drug charge by one of the three specialized police divisions. Women were excluded from the interview sample.

Note: Data about the arrest case (including the arresting division, location of arrest, drugs and property seized, and the police strategies used in making the arrest) were recorded only for those individuals considered the key arrest in each case. In most instances the key arrest was the person with the highest, most serious drug charge.

Extent of collection: 2 data files + machine-readable documentation (PDF) + SAS data definition statements + SPSS data definition statements

Extent of processing: UNDOCCHK.PR/
DDEF.ICPSR

Card image data format with SAS and SPSS data definition statements

Part 1
Arrest tracking data file
rectangular file structure
1,432 cases
133 variables
80-unit-long record
5 records per case

Part 2
Interview data file
rectangular file structure
123 cases
408 variables
80-unit-long record
8 records per case

Related publication:
Pennell, S., and C. Curtis.
Crack abatement: Comparison of drug control strategies. San Diego, CA: San Diego Association of Governments Press, 1992.

Pennell, Susan, Roni Melton, and Darlanne Hoctro

Assessment of a multiagency approach to drug-involved gang members in San Diego County, California, 1988–1992

(ICPSR 2022)

This study was sponsored by the U.S. Dept. of Justice, National Institute of Justice. The grant number is 91-DD-CX-0046.

Summary: In 1988, with funds from the Bureau of Justice Assistance (BJA) via the Anti-Drug Abuse Act of 1987, a multiagency task force, Jurisdictions Unified for Drug Gang Enforcement (JUDGE), was created. Spearheaded by the San Diego County District Attorney's Office and representing a unique blend of police officers, probation officers, and deputy district attorneys working together, the JUDGE program targeted documented gang members also involved in drug use and sales. The task force incorporated an intensive supervision approach that enforced conditions of probation and drug laws and provided vertical prosecution for probation violations and new offenses involving targeted offenders. This research project sought to address the following research objectives: (1) to determine if the JUDGE program objectives were met during the grant period; (2) to assess the results of program activities, such as surveillance, special enforcement, and verti-

cal prosecution, in terms of probation violations, arrests, pretrial custody, probation revocations, convictions, and sentences; (3) to evaluate the impact of the program on offenders as measured by recidivism and the need for probation intervention; (4) to assess the cost of JUDGE probation compared to regular probation caseloads; and (5) to provide recommendations regarding the implementation of similar programs in other jurisdictions. This research project consisted of a process evaluation and an impact assessment that focused on the first two years of the JUDGE program, when youthful offenders were the targets (1988 and 1989). The research effort focused only on new targets for whom adequate records were maintained, yielding a study size of 279. The tracking period for targets ended in 1992. For the impact assessment, the research was structured as a within-subjects design, with the comparison focusing on target youths two years before the implementation of JUDGE and the same group two years after being targeted by JUDGE. Data were compiled on the juveniles' age at target, race, sex, gang affiliation, type of target (gang member, drug history, and/or ward), status when targeted, and referrals to other agencies. Variables providing data on criminal histories include age at first contact/arrest, instant offense and disposition, highest charges for each subsequent arrest that resulted in probation supervision, drug charges, highest conviction charges, probation conditions before selection date and after JUDGE target, number of contacts by probation and JUDGE staff, number of violations for each probation condition and action taken, and new offenses during probation. For the process evaluation, case outcome data were compared to project objectives to measure compliance in terms of program implementation and results. Variables include number of violations for each probation condition and action taken, and number of failed drug tests. The consequences of increased probation supervision, including revocation, sentences, custody time, and use of vertical prosecution, were addressed by comparing the processing of cases prior to the implementation of JUDGE to case processing after JUDGE targeting.

Universe: All targets of the JUDGE program in San Diego County from 1988 and 1989.

Sampling: The screening criteria used to identify JUDGE targets included juveniles (1) with evidence of a drug history (operationalized as arrests for possession, sale, and trafficking or other indication in the file), (2)

who were wards of the court, and (3) who were documented gang members.

Note: The data file contains five record types. The number of records in record types 1-3 and 5, the individual offender records, is 279. The number of records in record type 4, the arrest records, is 2,375. The data definition statements distributed with this collection follow the principal investigator's SPSS setup file that defined the data as a nested (hierarchical) file. The nested option is necessary to read the multiple records in record type 4. However, the data file is not conceptually a hierarchical file. Users are encouraged to read the codebook notes for more information. The number of variables for each record type is as follows: record type 1, 32 variables; record type 2, 122 variables; record type 3, 37 variables; record type 4, 31 variables; and record type 5, 94 variables.

Extent of collection: 1 data file + machine-readable documentation (PDF) + SAS data definition statements + SPSS data definition statements

Extent of processing: MDATA.PR/ CONCHK.PR/ REFORM.DOC/ UNDOCCHK.ICPSR/ CDBK.ICPSR/ SCAN/ DDEF.ICPSR

Logical record length data format with SAS and SPSS data definition statements

hierarchical file structure
204-unit-long record

Related publication:
Pennell, Susan, Roni Melton, and Darlanne Hoctor.

"Assessment of a multi-agency approach to drug-involved gang members" (Final Report). Washington, DC: National Institute of Justice, June 1996.

Rosay, Andre B., Stacy Skroban Najaka, and Denise C. Herz

Differences in the validity of self-reported drug use across five factors in Indianapolis, Fort Lauderdale, Phoenix, and Dallas, 1994

(ICPSR 2706)

This study was sponsored by the U.S. Dept. of Justice, National Institute of Justice. The grant number is 97-IJ-CX-0051.

Summary: This study investigated the accuracy of self-reported drug use in three ways. First, the researchers examined differences in the accuracy of self-reported drug use across five factors: gender, race, age, type of drug, and offense seriousness. Second, an attempt was made to determine the specific sources of inaccurate self-reports in terms of differences in underreporting and overreporting. Third, the researchers sought to explain differences in underreporting and overreporting in terms of true differences or differences in opportunity to underreport or overreport. This study used data collected in 1994 as part of the Drug Use Forecasting (DUF) Program (**Drug use forecasting in 24 cities in the United States, 1987–1997** [ICPSR 9477]). The DUF drug testing and measurement methodology allows the accuracy of self-reported drug use to be checked with a biological criterion, namely urine tests. The sample for this study consisted of 4,752 white and Black adults residing in Indianapolis, Ft. Lauderdale, Phoenix, and Dallas. The five exogenous measures included in this study were type of drug (marijuana vs. crack/cocaine), age (18 through 30 vs. 31 or over), offense seriousness (misdemeanor vs. felony), race (Black vs. white), and gender (male vs. female). The endogenous measures were accuracy (self-report and drug test both positive or both negative vs. otherwise), underreporting (self-report negative but drug test positive vs. otherwise), and overreporting (self-report positive but drug test negative vs. otherwise). Variables include result of marijuana urine test, result of cocaine/crack urine test, marijuana self-report, cocaine/crack self-report, age group, sex, race, offense category, and ethnic/gender group.

Universe: All Black and white adults from the 1994 component of **Drug use forecasting in 24 cities in the United States, 1987–1997** (ICPSR 9477) residing in Indianapolis, Ft. Lauderdale, Phoenix, and Dallas.

Sampling: A stratified random sample.

Note: (1) Users are encouraged to refer to the documentation for ICPSR 9477 for more information on sampling procedures used to select respondents for that study. (2) Documentation on the analyses performed for this study is provided in the appendix to the codebook.

Extent of collection: 1 data file + machine-readable documentation (PDF) + SAS data definition statements + SPSS data definition statements

Extent of processing: REFORM.DATA/ SCAN/ REFORM.DOC/ MDATA.PR/ UNDOCHK.ICPSR/ CDBK.ICPSR/ DDEF.ICPSR

Logical record length data format with SAS and SPSS data definition statements

rectangular file structure
4,752 cases
11 variables
20-unit-long record
1 record per case

Related publication:
Rosay, Andre B., Stacy Skroban Najaka, and Denise C. Herz.

“Differences in the validity of self-reported drug use across five factors: Gender, race, age, type of drug, and offense seriousness” (Final Report). Washington, DC: National Institute of Justice, 2000.

Shannon, Lyle W.

Patterns of drug use and their relation to improving prediction of patterns of delinquency and crime in Racine, Wisconsin, 1961–1988

(ICPSR 9684)

This study was sponsored by the U.S. Dept. of Justice, National Institute of Justice. The grant number is 87-IJ-CX-0045.

Summary: This dataset presents information on the relationship between drug and alcohol use and contacts with police for persons in Racine, Wisconsin, born in 1955. This collection is part of an ongoing longitudinal study of three Racine, Wisconsin, birth cohorts: those born in 1942, 1949, and 1955. Only those born in 1955 were considered to have potential for substantial contact with drugs, and thus only the younger cohort was targeted for this collection. Data were gathered for ages 6 to 33 for the cohort members. The file contains information on the most serious offense during the juvenile and adult periods, the number of police contacts grouped by age of the cohort member, seriousness of the reason for police contact, drugs involved in the incident, the reason police gave for the person having the drugs, the reason police gave for the contact, and the neighborhood in which the juvenile was socialized. Other variables include length of residence in Racine of the cohort member, and demographic information including age, sex, and race. Class IV

Universe: All individuals born in 1955 in Racine, Wisconsin, and those who had migrated there by the age of 6.

Sampling: The sample includes all individuals born in 1955 and attending school (i.e., appearing in the Racine school census records) in 1966.

Note: Other datasets that are part of this ongoing study include: **Juvenile delinquency and adult crime, 1948-1977 [Racine, Wisconsin]: Three birth cohorts** (ICPSR 8163), **Juvenile delinquency and adult crime, 1948-1977 [Racine, Wisconsin]: City ecological data** (ICPSR 8164), and **Sanctions in the justice system, 1942-1977: The effects on offenders in Racine, Wisconsin** (ICPSR 8530). Also, users should note that police contact, rather than the individual, is the unit of analysis in this collection, and that each contact is a record. Therefore, there can be multiple records (contacts) per individual. Each individual is identified by the variable UID (Unique Identification Number).

Extent of collection: 1 data file + machine-readable documentation (PDF) + SAS data definition statements + SPSS data definition statements

Extent of processing: DDEF.ICPSR/ MDATA.PR/ SCAN/ REFORM.DOC/ UNDOCCHK.ICPSR/ CONCHK.PR

Logical record length data format with SAS and SPSS data definition statements

rectangular file structure
9,960 cases
19 variables
60-unit-long record
1 record per case

Related publications:

Shannon, Lyle W.

Changing patterns of delinquency and crime: A longitudinal study in Racine. Boulder, CO: Westview Press, 1991.

Shannon, Lyle

Criminal career continuity: Its social context. New York, NY: Human Sciences Press, 1988.

Lab, Steven P.

"Analyzing change in crime and delinquency rates: The case for cohort analysis." *Criminal Justice Research Bulletin* 3,10 (1988).

Snortum, John

Drinking and driving: A survey of licensed drivers in the United States, 1983

(ICPSR 8356)

This study was sponsored by United States Department of Justice, National Institute of Justice. The grant number is 82-IJ-CX-0059.

Summary: This study focuses on the drinking and driving habits of Americans. The questionnaire contained 51 questions. Respondents were interviewed over the telephone and asked about their frequency of consumption of alcoholic beverages, where they most often drank, their mode of transportation to and from this location, their driving and drinking experiences, and their age, sex, educational attainment, and socioeconomic status.

Universe: The universe for this study is adults 16 years of age and older who possessed a valid driver's license.

Sampling: The first 1,000 cases were drawn using a national probability sample of the 48 contiguous states. The final 400 cases were selected from an oversample of 20 states. Conditions were imposed to yield approximately 50 percent males and 50 percent females. Respondents were interviewed over the telephone using random-digit dialing.

Extent of collection: 1 data file + machine-readable codebook + SAS data definition statements + SPSS data definition statements

Extent of processing: CDBK.ICPSR/ DDEF.ICPSR/ REFORM.DOC/ UNDOCCHK.ICPSR

Logical record length data format with SAS and SPSS data definition statements

rectangular file structure
1,401 cases
53 variables
61-unit-long record
1 record per case

Related publications:

Snortum, J.R., D.E. Berger, and R. Hauge
"Legal knowledge and compliance: Drinking and driving in Norway and the United States." *NCJ* 115994. *Alcohol, Drugs, and Driving* 4 (1988), 251-263.

Berger, D.E., and J.R. Snortum

"A structural model of drinking and driving: Alcohol consumption, social norms, and

moral commitments." NCJ 102961. *Criminology* 24 (1986), 139-153.

Snortum, J.R., and D.E. Berger

"Drinking and driving: Detecting the 'dark figure' of compliance." NCJ 103837. *Journal of Criminal Justice* 14 (1986), 475-489.

Berger, D.E., and J.R. Snortum

"Alcoholic beverage preferences of drinking driving violators." NCJ 102968. *Journal of Studies on Alcohol* 46(3) (1985), 232-236.

Snortum, John R., and Dale E. Berger

Drinking and driving: A survey of licensed drivers in the United States, 1986

(ICPSR 9599)

Summary: This data collection focuses on perceptions and experiences regarding driving and alcohol consumption. Respondents were asked questions about their average alcohol consumption, whether they refrained from drinking or moderated their behavior if they knew they would be driving, whether they ever drove while intoxicated, how many drinks they estimated it would take to make them legally drunk as defined by the laws of their state, whether they had been arrested for driving under the influence of liquor during the past year, and whether they and their friends ever had a designated driver when they went to a place where alcohol was served. Questions were also asked about perceptions of other people's behavior, such as whether designating a driver or refraining from driving after drinking is a common practice, and whether drunk driving is viewed as a serious offense in the community. Additional questions concerned knowledge of local laws and penalties regarding drunk driving. Demographic questions included age, education, family income, and whether employed.
Class IV

Universe: Licensed drivers in the United States.

Sampling: Telephone survey of a national sample of licensed drivers in the United States. The number of respondents in each state was proportional to the population of that state.

Note: This data collection is a replication of a previous study, **Drinking and driving: A sur-**

vey of licensed drivers in the United States, 1983 (ICPSR 8356).

Extent of collection: 1 data file + machine-readable documentation (PDF) + SAS data definition statements + SPSS data definition statements

Extent of processing: DDEF.ICPSR/ MDATA.PR/ REFORM.DATA/ CDBK.ICPSR/ SCAN/ UNDOCCHK.ICPSR

Logical record length data format with SPSS and SAS data definition statements

rectangular file structure

1,802 cases

73 variables

155-unit-long record

1 record per case

Related publications:

Berger, D.E., J.R. Snortum, R.J. Homel, R. Hauge, and W. Loxley

"Deterrence and prevention of alcohol-impaired driving in Australia, the United States, and Norway." *Justice Quarterly* 7,3 (1990), 453-465.

Berger, D.E., J.R. Snortum, R.J. Homel, R. Hauge, and W. Loxley

"Social, cultural, and legal influences on alcohol-impaired driving: Compliance in Australia, the United States, and Norway." Paper presented at T89 — 11th International Conference on Alcohol, Drugs, and Traffic Safety, Chicago, IL (October 1989).

Snortum, J.R., and D.E. Berger

"Drinking-driving compliance in the United States: Perceptions and behavior in 1983 and 1986." *Journal of Studies on Alcohol* 50 (1989), 306-319.

Snortum, John R., et al.

Police documentation of drunk driving arrests, 1984-1987: Los Angeles, Denver, and Boston

(ICPSR 9400)

This study was sponsored by the U.S. Dept. of Justice, National Institute of Justice. The grant number is 86-IJ-CX-0056.

Summary: These data measure the effects of blood alcohol content coupled with officer reports at the time of arrest on driving while intoxicated (DWI) case outcomes (jury verdicts and guilty pleas). Court records and relevant

police reports for drunk-driving cases drawn from the greater metropolitan areas of Boston, Denver, and Los Angeles were compiled to produce this data collection. Cases were selected to include roughly equal proportions of guilty pleas, guilty verdicts, and not-guilty verdicts. DWI cases were compared on the quality and quantity of evidence concerning the suspect's behavior, with the evidence coming from any mention of 20 standard visual detection cues prior to the stop, 13 attributes of general appearance and behavior immediately after the stop, and the results of as many as 7 field sobriety tests. Questions concerned driving-under-the-influence cues (scoring sheet), observed traffic violations and actual traffic accidents, the verdict, DWI history, whether the stop resulted from an accident, whether the attorney was public or private, and sanctions that followed the verdict. Also included were demographic questions on age, sex, and ethnicity.

Extent of collection: 1 data file + machine-readable documentation (PDF) + SAS data definition statements + SPSS data definition statements + accompanying computer program

Note: Part 2 is a set of SPSS program statements supplied by the principal investigator that recode the original variables and compute new variables to produce an expanded analytical file.

Extent of processing: UNDOCCHK.PR/
MDATA.PR/ CONCHK.PR/ REFORM.DOC/
REFORM.DATA

Logical record length data format with SAS and SPSS data definition statements

rectangular file structure
617 cases
113 variables
131-unit-long record
1 record per case

Related publications:

Berger, D.E., J.R. Snortum, R.J. Homel, R. Hauge, and W. Loxley
"Deterrence and prevention of alcohol-impaired driving in Australia, the United States, and Norway." *Justice Quarterly* 7 (1989), 453-465.

Berger, D.E., J.R. Snortum, R.J. Homel, R. Hauge, and W. Loxley
"Social, cultural, and legal influences on alcohol-impaired driving: compliance in Australia, the United States, and Norway." Chicago, IL: Paper presented at T89 —

International Conference on Alcohol, Drugs, and Traffic Safety, October 1989. Snortum, J.R., et al.

"Police documentation of drunk driving arrests: Jury verdicts and guilty pleas as a function of quantity and quality of evidence." *Journal of Criminal Justice* 18 (1990), 99-116.

Toborg, Mary A., Anthony Yezer, and John Bellasai

Evaluation of adult urine testing/ drug use surveillance project in Washington, DC, 1984-1986

(ICPSR 9947)

This study was sponsored by the U.S. Dept. of Justice, National Institute of Justice. The grant number is 83-IJ-CX-K049.

Summary: These data were gathered to assess whether drug users are greater risks than nonusers for rearrest or failure to appear for scheduled court appearances while on pretrial release. The data also evaluate the relative effectiveness of periodic surveillance through urinalysis, traditional narcotic treatment, or neither in reducing rearrest and failure to appear during the pretrial period. The collection provides information on arrestees who both tested positive for drugs and were released on recognizance as well as those arrestees who tested negative but were not released on recognizance. Drugs tested for include heroin, cocaine, PCP, methadone, and amphetamines. Arrestees who were released were randomly assigned to one of three groups: weekly urine testing, referral to drug treatment, or a control condition. The data offer information on the offender's background, family and employment status, probation and parole status, pending charges, and prior convictions. Other variables include date of arrest, charge, initial release, decision, date of disposition, type of final disposition, number of subsequent arrests before trial, and number of bench warrants issued. Results of urine tests at arrest are available for about 65 percent of the total sample. For those in the experimental surveillance group, summary urine test results from the periodic testing program are available. There is no measure of treatment for the drug treatment or control groups. Class IV

Universe: Individual adult offenders in Washington, DC, who have been arrested and interviewed by the Pretrial Services Agency.

Sampling: All adults arrested that are brought to the attention of the Pretrial Services Agency of Washington, DC. The data exclude unfounded arrests and other arrests which were immediately disposed. Persons arrested more than once during the sampling period have multiple data records.

Note: Users are cautioned that some variables may contain wild codes or other unexpected values. Variables located in column positions 622–1737 are particularly subject to this condition.

Extent of collection: 1 data file

Logical record length data format

rectangular file structure

12,662 cases

834 variables

1,737-unit-long record

1 record per case

Related publications:

Toborg, M.

“Background and description of the urine-testing program” (Unpublished report). Monograph No. 1. Washington, DC: National Institute of Justice, 1987.

Toborg, M., and A. Yezer

“Analysis of drug use among arrestees.” Monograph No. 4. Washington, DC: National Institute of Justice, 1987.

Toborg, M., and A. Yezer

“The efficacy of using urine-test results in risk classification of arrestees.” Monograph No. 6. Washington, DC: National Institute of Justice, 1988.

Tunis, Sandra, James Austin, Mark Morris, Patricia Hardyman, and Melissa Bolyard

Drug offender treatment in local corrections in California and New York, 1991–1993

(ICPSR 6628)

This study was sponsored by the U.S. Dept. of Justice, National Institute of Justice. The grant number is 91-DD-CX-K052.

Summary: The purpose of this multisite program evaluation project was to provide detailed and systematic descriptions of participants and treatment program components for a sample of five drug treatment programs in

local jails. Three of the programs were located in California: Jail Education and Treatment (JET), Deciding, Educating, Understanding, Counseling, and Evaluation (DEUCE), and Rebuilding, Educating, Awareness, Counseling, and Hope (REACH). Two programs were in New York State: Substance Abuse Intervention Division (SAID) and New Beginnings. The project was aimed at assessing program completion rates as well as 12-month post-release recidivism for program participants versus matched controls. Background information obtained about the participating offenders includes sex, race, age, education, marital status, and employment status, as well as history of drug use, previous drug treatment, mental illness, inpatient/outpatient episodes, and offenses and sentencing. Additional data cover program location, dates of release from the program and from jail, type of program termination, type of residence upon release, and anticipated post-custody treatment. Information on each conviction/disposition was obtained through state criminal information systems, and state-level criminal history data (rap sheets) were collected for both the treatment and comparison groups. The unit of analysis is arrest events.

Universe: Arrestees from five local jail sites in California and New York State with drug treatment programs.

Sampling: The study used a nonrandom sample of 1,428 arrestees from five different local jail sites. These sites were selected for several reasons, including their geographical convenience and their amenability to research. The study sites were also diverse with respect to program history and setting, participating offenders, services offered, and length of stay. Within each site arrestees participating in the available drug treatment program were selected, along with a matched sample of arrestees not participating in the program. A total of 8,285 arrest records were collected for these 1,428 individuals.

Extent of collection: 1 data file + machine-readable documentation (PDF) + SAS data definition statements + SPSS data definition statements + data collection instruments (PDF)

Extent of processing: CDBK.ICPSR/ RECODE/ DDEF.ICPSR/ MDATA.ICPSR/ SCAN/ REFORM.DATA/ REFORM.DOC/ UNDOCCHK.ICPSR

Logical record length data format with SAS and SPSS data definition statements

rectangular file structure
8,285 cases
54 variables
132-unit-long record
1 record per case

Related publication:
National Council on Crime and Delinquency
"Evaluation of drug treatment in local corrections" (Final Report). Washington, DC:
National Institute of Justice, 1995.

Wish, Eric D.

Drug abuse as a predictor of rearrest or failure to appear in court in New York City, 1984

(ICPSR 9979)

This study was sponsored by the U.S. Dept. of Justice, National Institute of Justice. The grant number is 83-IJ-CX-K048.

Summary: This data collection was undertaken to estimate the prevalence of drug use/ drug use trends among booked arrestees in New York City and to analyze the relationship between drug use and crime. The data, which were collected over a six-month period, were generated from volunteer interviews with male arrestees, the analyses of their urine specimens, police and court records of prior criminal behavior and experience with the criminal justice system, and records of each arrestee's current case, including court warrants, rearrests, failures to appear, and court dispositions. Demographic variables include age, education, vocational training, marital status, residence, and employment. Items relating to prior and current drug use and drug dependency are provided, along with results from urinalysis tests for opiates, cocaine, PCP, and methadone. The collection also contains arrest data for index crimes and subsequent court records pertaining to those arrests (number of court warrants issued, number of pretrial rearrests, types of rearrests, failure to appear in court, and court dispositions), and prior criminal records (number of times arrested and convicted for certain offenses).

Universe: Male arrestees booked at Manhattan Central Booking from April to October 1984.

Sampling: Nonrandom data collection from 6,406 arrestees. Priority was given to those

persons charged with nondrug felony offenses. Drug offenses accounted for 20 percent of the sample, and 76 percent were felony offenses.

Extent of collection: 1 data file + machine-readable documentation (PDF) + SAS data definition statements + SPSS data definition statements

Extent of processing: UNDOCCHK.PR/
DDEF.ICPSR/ REFORM.DOC/ SCAN

Logical record length data format with SAS and SPSS data definition statements

rectangular file structure
6,406 cases
546 variables
117-unit-long record
14 records per case

Related publication:
Wish, Eric D.

Drug use in arrestees in Manhattan: The dramatic increase in cocaine from 1984 to 1986. New York, NY: Narcotic and Drug Research, 1987.

Wish, Eric D., Thomas Gray, and Jonathan Sushinsky

Experiment to enhance the reporting of drug use by arrestees in Cleveland, Detroit, and Houston, 1997

(ICPSR 2890)

This study was sponsored by U.S. Dept. of Justice, National Institute of Justice. The grant number is 94-IJ-CX-K002.

Summary: This project involved an experiment conducted in three Drug Use Forecasting (DUF) [Drug use forecasting in 24 cities in the United States, 1987-1997 (ICPSR 9477)] program sites to determine whether using a more detailed informed consent procedure and/or altering the sequence of the interview and urine specimen collection could enhance the validity of arrestees' self-reports of drug use without adversely affecting study response rates. A 2x2 factorial design was used to assess the effects of the two manipulations. The first two experimental conditions involved administering either the standard DUF informed consent or an enhanced consent that told the arrestees more about the confidential nature of the research

and the capabilities of urinalysis. The second two conditions involved collecting the urine specimen either before or after the interview was administered. The experiment included 2,015 adult arrestees from Cleveland, Ohio, Detroit, Michigan, and Houston, Texas, who were randomly assigned to one of the four experimental conditions. The experiment was designed so that the only variability across the interviews was the manipulation of informed consent and the sequencing of the urine specimen request. All other procedures of a standard DUF collection were followed. Data were collected in Cleveland between July 8 and August 22, 1997, in Detroit from August 4 to September 27, 1997, and in Houston from October 17 to November 1, 1997. Variables specific to this project include the experimental condition to which the respondent was assigned, follow-up questions asking whether the arrestee would have responded differently if assigned to the other conditions, and several dummy variables on length and type of drug use. Data from the DUF interview provided detailed information about each arrestee's self-reported use of 15 drugs. For each drug type, arrestees were asked whether they had ever used the drug, the age at which they first used the drug, whether they had used the drug within the past three days, how many days they had used the drug within the past month, whether they had ever needed or felt dependent on the drug, and whether they were dependent on the drug at the time of the interview. Data from the DUF interview instrument also included alcohol/drug treatment history, information about whether arrestees had ever injected drugs, and whether they were influenced by drugs when the crime that they were charged with was committed. The data also include information about whether the arrestee had been to an emergency room for drug-related incidents and whether he or she had had prior arrests in the past 12 months. Urine tests screened for the presence of ten drugs, including marijuana, opiates, cocaine, PCP, methadone, benzodiazepines (Valium), methaqualone, propoxyphene (Darvon), barbiturates, and amphetamines (positive test results for amphetamines were confirmed by gas chromatography). Demographic data include the age, race, sex, educational attain-

ment, marital status, employment status, and living circumstances of each respondent.

Universe: Booked adult arrestees in Cleveland, Detroit, and Houston in 1997.

Sampling: Sites were chosen to represent different interviewing conditions and to fit with the experiment's data collection schedule.

Note: Users are encouraged to review the documentation for the 1997 DUF data collection for the methodology and sampling used for the standard DUF interview protocol.

Restrictions: The data are restricted from general dissemination. Users interested in obtaining these data should follow the procedures for obtaining restricted-access data collections described in the preface to this catalog.

Extent of collection: 1 data file + machine-readable documentation (PDF) + SAS data definition statements + SPSS data definition statements

Extent of processing: REFORM.DAT/ REFORM.DOC/ SCAN/ UNDOCHK.ICPSR/ MDATA.ICPSR/ CDBK.ICPSR/ DDEF.ICPSR/ MDATA.PR

Logical record length data format with SAS and SPSS data definition statements

rectangular file structure
2,015 cases
359 variables
1,127-unit-long record
1 record per case

Related publications:

Wish, Eric D., Thomas Gray, and Jonathan Sushinsky

"An experiment to enhance the reporting of drug use by arrestees" (Final report). Washington, DC: Institute of Justice, 1998.

Wish, Eric D., Thomas Gray, Jonathan Sushinsky, George S. Yacoubian Jr., and Nora Fitzgerald

"An experiment to enhance the reporting of drug use by arrestees." *Journal of Drug Issues* 30 (Winter 2000), 55-76.

Young, Douglas

Strategies for retaining offenders in mandatory drug treatment programs in Kings County, New York, 1994-1995

(ICPSR 2749)

This study was sponsored by U.S. Dept. of Justice, National Institute of Justice. The grant number is 93-IJ-CX-0025.

Summary: This study examined the relationship between legal pressure and drug treatment retention by assessing perceptions of legal pressure held by two groups of legally-mandated treatment clients: (1) participants of the Drug Treatment Alternative to Prison (DTAP) program operated by the Kings County (Brooklyn) District Attorney in New York City, and (2) a matched group of probationers, parolees, Treatment Alternatives to Street Crime (TASC) participants, and other court-mandated offenders attending the same community-based treatment programs used by DTAP. The Brooklyn DTAP was selected for study because of the program's uniquely coercive program components, including the threat of a mandatory prison term for noncompliance. The goals of this project were (1) to test whether DTAP participants would show significantly higher retention rates when compared to a matched sample of other legally-mandated treatment clients, and (2) to assess the role of perceived legal pressure in predicting retention for both of these groups. Data were collected from program participants through interviews conducted at admission to treatment and follow-up interviews conducted about eight weeks later. Intake interviews were conducted, on average, one week after the client's admission to treatment. The one-to-one interviews, which lasted up to two hours, were administered by trained researchers in a private location at the treatment site. The intake interview battery included a mixture of standardized measures and those developed by the Vera Institute of Justice. Data in Part 1 were collected with the Addiction Severity Index and include age, sex, race, religion, and education. Additional variables cover medical problems, employment history, detailed substance abuse and treatment history, number of times arrested for various crimes, history of incarceration, family's substance abuse and criminal histories, relationships with family and friends, psychological problems such as depression, anxiety, and suicide, current living arrangements, and sources of income. Part 2, Supplemental Background and Retention Data, contains treatment entry date,

number of days in treatment, age at treatment entry, termination date, treatment condition, arrest date, detention at arrest, date released on probation/parole, violation of probation/parole arrest date and location, problem drug, prior drug treatment, as well as age, gender, race, education, and marital status. Part 3, Division of Criminal Justice Services Data, includes data on the number of arrests before and after program entry, and number of total misdemeanor and felony arrests, convictions, and sentences. Part 4, Chemical Use, Abuse, and Dependence Data, contains information on type of substance abuse, intoxication or withdrawal at work, school, or home, effects of abuse on social, occupational, or recreational activities, and effects of abuse on relationships, health, emotions, and employment. Parts 5 and 6 contain psychiatric data gathered from the Symptom Checklist-90-Revised and Beck's Depression Inventory, respectively. Part 7 variables from the Circumstances, Motivation, Readiness, and Suitability scale include family's attitude toward treatment, subject's need for treatment, subject's desire to change life, and legal consequences if subject did not participate in treatment. Part 8, Stages of Change Readiness and Treatment Eagerness scale, contains data on how the subject viewed the drug problem, desire to change, and history of dealing with substance abuse. Part 9, Motivational/Program Supplement Data, includes variables on the subject's need for treatment, attitudes toward treatment sessions, the family's reaction to treatment, and a likelihood of completion rating. Part 10, Perceived Legal Coercion Data, gathered information on who referred the subject to the treatment program, who was keeping track of attendance, whether someone explained the rules of participation in the program and the consequences if the subject failed the program, whether the rules and consequences were put in writing, who monitored program participants, the likelihood of using drugs while in treatment, the likelihood of leaving the program before completion, whether the subject understood the legal consequences of failing the program, the type and frequency of reports and contacts with the criminal justice system, and the subject's reaction to various penalties for not completing the program. Part 11 contains data from the Community Oriented Programs Environment Scale (COPES). Part 12, Treatment Services Review Data, includes data on the number of times the subject received medical attention, days in school, days employed, days intoxicated, days in substance abuse treatment, days tested for drugs, number of con-

facts with the criminal justice system, days treated for psychological problems, and time spent at recreational activities. Additional variables include the number of individual and group treatment sessions spent discussing medical problems, education and employment, substance abuse, legal problems, and psychological and emotional problems.

Universe: Participants in four drug treatment programs in Kings County, New York, between 1994 and 1995.

Sampling: Matched sampling.

Note: (1) ICPSR cannot provide variable and value labels in the codebook or data definition statements for Parts 5, 6, and 11 because of copyright restrictions. Information on how to obtain these instruments from their original producers is provided in the codebook. (2) Selected variables in all parts of this data collection were blanked by ICPSR to protect respondent privacy. More information about these variables can be found in the codebook notes.

Extent of collection: 12 data files + machine-readable documentation (PDF) + SAS data definition statements + SPSS data definition statements

Extent of processing: MDATA.PR/MDATA.ICPSR/ UNDOCCHK.ICPSR/ CDBK.ICPSR/ RECODE/ DDEF.ICPSR/ SCAN/ REFORM.DATA/ REFORM.DOC

Logical record length data format with SAS and SPSS data definition statements

Part 2
Supplemental background and retention data

rectangular file structure
161 cases
36 variables
114-unit-long record
1 record per case

Part 3
Division of criminal justice services data

rectangular file structure
154 cases
24 variables
35-unit-long record
1 record per case

Part 4
Chemical use, abuse, and dependence data

rectangular file structure
161 cases
92 variables
135-unit-long record
1 record per case

Part 5
Symptom checklist-90-revised data

rectangular file structure
161 cases
92 variables
103-unit-long record
1 record per case

Part 6
Beck's depression inventory data

rectangular file structure
161 cases
24 variables
35-unit-long record
1 record per case

Part 7
Circumstances, motivation, readiness, and suitability data

rectangular file structure
161 cases
45 variables
56-unit-long record
1 record per case

Part 8
Stages of change readiness and treatment eagerness data

rectangular file structure
161 cases
43 variables
67-unit-long record
1 record per case

Part 9
Motivational/program supplement data

rectangular file structure
161 cases
19 variables
32-unit-long record
1 record per case

Part 10
Perceived legal coercion data

rectangular file structure
161 cases
134 variables
304-unit-long record
1 record per case

Part 11

Community oriented programs environment data

rectangular file structure
131 cases
101 variables
103-unit-long record
1 record per case

Part 12

Treatment services review data

rectangular file structure
131 cases
116 variables
131-unit-long record
1 record per case

Related publications:

Young, Douglas

"Retaining offenders in mandatory drug treatment programs: The role of perceived legal pressure" (Final report). Washington, DC: National Institute of Justice, 1997.

Young, Douglas

"Drug treatment alternative to prison program." NCJ 177207. Alternatives to Incar-

ceration 5;1 (January/February 1999), 19-22.

SEE ALSO...

The following data collections contain information related to topics covered in this chapter. For full descriptions of these studies, consult the chapters indicated.

Reif, Karlheinz, and Anna Melich. **Euro-Barometer 32: The single European market, drugs, alcohol, and cancer, November 1989** (ICPSR 9519) See I. Attitude surveys

Uchida, Craig D., Brian Forst, and Sampson O. Annan. **Modern policing and the control of illegal drugs: Testing new strategies in Oakland, California, and Birmingham, Alabama, 1987-1989** (ICPSR 9962) See IX. Police

Bachman, Jerald G., Lloyd D. Johnston, and Patrick M. O'Malley. **Monitoring the future: A continuing study of the lifestyles and values of youth**. Series. See VII. Crime and delinquency

XII. Computer programs and instructional packages

Gorr, Wilpen L.

CrimeMapTutorial workbooks and sample data for ArcView and MapInfo, 2000

(ICPSR 3143)

This study was sponsored by U.S. Dept. of Justice. National Institute of Justice. The grant number is OJP-99-329-M.

Summary: CrimeMapTutorial is a step-by-step tutorial for learning crime mapping using ArcView GIS or MapInfo Professional GIS. It was designed to give users a thorough introduction to most of the knowledge and skills needed to produce daily maps and spatial data queries that uniformed officers and detectives find valuable for crime prevention and enforcement. The tutorials can be used either for self-learning or in a laboratory setting. The geographic information system (GIS) and police data were supplied by the Rochester, New York, Police Department. For each mapping software package, there are three PDF tutorial workbooks and one WinZip archive containing sample data and maps. Workbook 1 was designed for GIS users who want to learn how to use a crime-mapping GIS and how to generate maps and data queries. Workbook 2 was created to assist data preparers in processing police data for use in a GIS. This includes address-matching of police incidents to place them on pin maps and aggregating crime counts by areas (like car beats) to produce area or choropleth maps. Workbook 3 was designed for map makers who want to learn how to construct useful crime maps, given police data that have already been address-matched and preprocessed by data preparers. It is estimated that the three tutorials take

approximately six hours to complete in total, including exercises.

Note: (1) The workbooks and WinZip archives are available from the National Archive of Criminal Justice Data Web site at <http://www.icpsr.umich.edu/NACJD/cmtutorial.html>. (2) Users will need to purchase and install ArcView GIS Version 3.x or MapInfo Professional 5.5 or higher in order to use these tutorials. The PC version of ArcView 3.x requires Microsoft Windows 95 or 98, Windows NT, or Windows 2000 as the operating system, at least 16 MB of RAM, and 57 MB of disk space for full installation, or 24 MB for compact installation. More information about obtaining and installing the software can be found at the Environmental Systems Research Institute (ESRI) Web site at <http://www.esri.com>. The PC version of MapInfo 5.5 requires Microsoft Windows 95 or 98, Windows NT 4.0, or Windows 2000 as the operating system, at least 32 MB of RAM, and 58 MB of disk space for software installation. More information about obtaining and installing this software can be found at the MapInfo Web site at <http://www.MapInfo.com>. (3) CrimeMapTutorial is copyrighted by and is the property of Wilpen L. Gorr of Carnegie Mellon University. It is intended for use by law enforcement officers and staff and by educators. It can be distributed freely for use in law enforcement or related agencies or for educational purposes, but cannot be re-sold. Ed Wells, of GeoStrategic Solutions, is coauthor of the MapInfo version of CrimeMapTutorial. (4) The workbooks are provided by ICPSR as Portable Document Format (PDF) files.

Extent of collection: 2 WinZip archives + machine-readable documentation (PDF)

Jasinski, Jana L.

Violence against women: Developmental antecedents among Black, Caucasian, and Hispanic women in the United States, 1987-1988 and 1992-1994

(ICPSR 3293)

This study was sponsored by U.S. Dept. of Justice. National Institute of Justice. The grant number is 2000-WT-VX-0002.

Summary: The aim of this study was to examine the factors related to different patterns of male violence against women. Employing both intra-individual and sociocultural perspectives, the project focused on the relationship between violence against women and previously established risk factors for intimate partner violence including stressors related to work, economic status, and role transitions (e.g., pregnancy), as well as family power dynamics, status discrepancies, and alcohol use. The following research questions were addressed: (1) To what extent do Caucasian, Black, and Hispanic individuals engage in physical violence with their partners? (2) How are socioeconomic stressors associated with violent relationships among Caucasian, Black, and Hispanic couples? (3) To what extent are changes in patterns of physical violence against women associated with different stages of a relationship (e.g., cohabitation, early marriage, pregnancy, marriage)? (4) To what extent do culturally linked attitudes about family structure (family power dynamics) predict violence among Caucasian, Black, and Hispanic couples? (5) To what extent do family strengths and support systems contribute to the cessation of violence among Caucasian, Black, and Hispanic couples? (6) What is the role of alcohol use in violent relationships among Caucasian, Black, and Hispanic couples? The data used for this project came from the first and second waves of the National Survey of Families and Households (NSFH) conducted by the Center for Demography and Ecology at the University of Wisconsin-Madison [**National Survey of Families and Households: Wave I, 1987-1988, and Wave II, 1992-1994** (ICPSR 6906)]. The NSFH was designed to cover a broad range of family structures, processes, and relationships with a large enough sample to permit subgroup analysis. For the purposes of this study, the analytical sample focused on only those couples who were cohabiting or married at the time of the first wave of the study and still with the same person at the time of the second wave

(N=3,584). Since the study design included oversamples of previously understudied groups (i.e., Blacks, Mexicans, Puerto Ricans), racial and ethnic comparisons were possible. In both waves of the NSFH several identical questions were asked regarding marital conflicts. Both married and cohabiting respondents were asked how often they used various tactics including heated arguments and hitting or throwing things at each other to resolve their conflicts. In addition, respondents were asked if any of their arguments became physical, how many of their fights resulted in either the respondent or their partner hitting, shoving, or throwing things, and if any injuries resulted as a consequence of these fights. This data collection consists of the SPSS syntax used to recode variables from the original NSFH dataset. In addition, new variables, including both composite variables (e.g., self-esteem, hostility, depression) and husband and wife versions of the variables (using information from both respondent and partner), were constructed. New variables were grouped into the following categories: demographic, personality, alcohol and drug use, relationship stages, gender role attitudes, division of labor, fairness in household chores, social support, and isolation. Psychological well-being scales were created to measure autonomy, positive relations with others, purpose in life, self-acceptance, environmental mastery, and personal growth. Additional scales were created to measure relationship conflict, sex role gender attitudes, personal mastery, alcohol use, and hostility. The Rosenberg Self Esteem Scale and the Center for Epidemiological Studies Depression Scale (CES-D) were also utilized.

Note: More information about the NSFH is available from the original data producers at <http://www.ssc.wisc.edu/nsfh>.

Extent of collection: 1 computer program code file + machine-readable documentation (PDF)

Extent of processing: SCAN/ REFORM.DOC

72-unit-long record

Related publications:

Jasinski, Jana L.

"Violence against women: An examination of developmental antecedents among Black, Caucasian, and Hispanic women" (Final Report). NCJ 189243. Washington, DC: National Institute of Justice, 2001.

- Jasinski, Jana L.
 "Physical violence among Anglo, African American and Hispanic couples: Ethnic differences in persistence and cessation." *NCJ 191944. Violence and Victims* 16,5 (October 2001), 479-490.
- Jasinski, Jana L.
 "Pregnancy and violence against women." *Journal of Interpersonal Violence*, forthcoming.
- Jasinski, Jana L., and G. Kaufman Kantor.
 "Pregnancy-related wife assaults: Prevalence and onset in a national sample." *Violence and victims* 16,3 (June 2001), 219-232.
- Jasinski, Jana L., and L.M. Williams (eds.).
Partner violence. Thousand Oaks, CA: Sage Publications, 1998.
- Sweet, J.A., and L.L. Bumpass
 "The national survey of families and households — Waves 1 and 2: Data description and documentation." Madison, WI: University of Wisconsin-Madison. Center for Demography and Ecology, 1996.
- Sweet, J., L. Bumpass, and V. Call
 "The design and content of the national survey of families and households" (NSFH Working Paper #1). Madison, WI: University of Wisconsin-Madison. Center for Demography and Ecology, 1988.

Levine, Ned

CrimeStat: A spatial statistics program for the analysis of crime incident locations (Version 1.1)

(ICPSR 2824)

This study was sponsored by the U.S. Dept. of Justice, National Institute of Justice. The grant numbers are 97-IJ-CX-0040 and 99-IJ-CX-0044.

Summary: CrimeStat is a full-featured Windows-based spatial statistics program that was written in Visual C++ and uses a graphical interface with database and expanded statistical functions. The purpose of this program is to provide supplemental statistical tools to aid law enforcement agencies and criminal justice researchers in their crime mapping efforts. This program interfaces with geographic information systems (GIS) and can be linked with the crime mapping efforts of police departments, such as the Baltimore County Police Department, for which CrimeStat was originally developed.

CrimeStat can read ASCII, dBASE (III or IV), and ArcView Shape (SHP) files directly. In addition to printing tables, CrimeStat can write graphical objects to the ArcView, Atlas GIS, and MapInfo GIS programs and can write interpolation files to these programs and to the Surfer for Windows and ArcView Spatial Analyst programs. The calculating algorithms, particularly for distances, are multithreading, which allows them to take advantage of multiple processors. CrimeStat also has Dynamic Data Exchange (DDE) capabilities so that it can be accessed from within another program. CrimeStat version 1.1 includes statistical routines for five categories of spatial statistics: (1) the spatial distribution of incidents, such as the mean center, center of minimum distance, standard deviational ellipse, Moran's I spatial autocorrelation index, or angular mean; (2) properties of distances between incidents, including nearest neighbor analysis, linear nearest neighbor analysis, and Ripley's K statistic; (3) hot spot analyses, such as hierarchical nearest neighbor clustering, K-means clustering, and local Moran statistics; and (4) single-variable kernel density estimation for producing a surface or contour estimate of the density of incidents, and dual-variable kernel density estimation for comparing the density of incidents to the density of an underlying baseline, and (5) journey-to-crime calibration routine for identifying a travel distance function and an estimation routine for modeling the likely location of an offender using either the calibration function or a mathematical model. Version 1.1 fixes some of the problems associated with version 1.0. CrimeStat now works properly in Windows 98, as well as in Windows 95, Windows NT, and Windows 2000. Version 1.1 can handle missing values in databases, and the output of SHP and grid files have been improved. Version 1.1 can write graphical objects to other GIS packages, such as Maptitude and Vertical Mapper. In addition, improvements have been made to the mean center, K-means, directional means, nearest neighbor, and Ripley's K routines. The program is accompanied by worked examples and an extensive user's manual/textbook that describes the functionality of the program and the various routines.

Note: (1) The program and documentation are available from the National Archive of Criminal Justice Data Web site at <http://www.icpsr.umich.edu/NACJD/crimestat.html>. (2) The program is copyrighted by and the property of Ned Levine and Associates and is intended for the use of law enforcement agencies, criminal justice researchers, and

educators. It can be distributed freely for educational or research purposes, but cannot be resold. It must be cited correctly in any publication or report that uses results from the program. (3) Mr. Long Doan of Doan Associates, Falls Church, VA, was the key programmer for CrimeStat.

Extent of collection: 1 computer program file + machine-readable documentation (PDF)

Reilly, Colin, and Victor Goldsmith

Case tracking and mapping system developed for the United States Attorney's Office, Southern District of New York, 1997-1998

(ICPSR 2929)

This study was sponsored by the U.S. Dept. of Justice, National Institute of Justice. The grant number is 98-LB-VX-0004.

Summary: This collection grew out of a prototype case tracking and crime mapping application that was developed for the United States Attorney's Office (USAO), Southern District of New York (SDNY), to move away from the traditionally episodic way of handling cases to a comprehensive and strategic method. The purpose was to create a system that could collect case information and link it to specific geographic locations, and to collect information either not handled at all or not handled with sufficient enough detail by SDNY's existing case management system. The result was an end-user application designed to be run largely by SDNY's nontechnical staff. It consisted of two components, a database to capture case tracking information and a mapping component to link case and geographic data. The case tracking data were contained in a Microsoft Access data-

base and the client application contained all of the forms, queries, reports, macros, table links, and code necessary to enter, navigate through, and query the data. The mapping application was developed using Environmental Systems Research Institute's (ESRI) ArcView 3.0a GIS. This collection shows how the user-interface of the database and the mapping component were customized to allow the staff to perform spatial queries without having to be geographic information systems (GIS) experts. Part 1 of this collection contains the Visual Basic Script used to customize the user-interface of the Microsoft Access database. Part 2 contains the Avenue script used to customize ArcView to link the data maintained in the server databases, to automate the office's most common queries, and to run simple analyses.

Extent of collection: 2 computer program code files + machine-readable documentation (PDF)

Extent of processing: REFORM.DATA/ SCAN/ REFORM.DOC

Part 1
Visual basic script to customize case tracking data
91-unit-long record

Part 2
Avenue script to customize mapping application
82-unit-long record

Related publication:
Reilly, Colin, and Victor Goldsmith.
"RACKETS: Case tracking and mapping system" (Final Report). Washington, DC: National Institute of Justice, 1999.

Criminal justice data on CD-ROM

CD-ROMs available from ICPSR

A number of ICPSR data collections are being distributed on CD-ROM to facilitate data analysis on desktop computers. CD-ROMs are ordered by and supplied to the ICPSR Official Representative at each member institution. Copies are also available for anyone to purchase. Interested users should contact ICPSR User Support at 734-998-9799 or netmail@icpsr.umich.edu. All policies regarding the use of ICPSR data at member institutions apply to data provided on CD-ROM.

In addition, all of the holdings of NACJD sponsored by agencies of the federal government are available for searching and downloading over the Internet. Consult the NACJD Web site at www.icpsr.umich.edu/NACJD.

NACJD currently offers four CD-ROMs sponsored by the National Institute of Justice (NIJ), and one sponsored by the Andrew W. Mellon Foundation. All are in MS-DOS format and include separate file directories for each dataset. In addition to the raw data, each directory contains a study citation and description, electronic documentation, help information, and SAS and SPSS data definition statements. Data on CD-ROM are supplied in uncompressed ASCII form, written to ISO 9660 standards. (Note: The data collections on these CD-ROMs may also be obtained individually through the NACJD Web site via the regular ICPSR distribution procedures.)

Some CD-ROMs previously available through NACJD are now available through BJS (see "CD-ROMs available from BJS" at the end of this chapter). NACJD data collections sponsored by BJS are available on CD-ROM through the National Criminal Justice Reference Service Web site:

<http://puborder.ncjrs.org>.

Data on crime and community (ICPSR 2434) [CD0024]

36 data collections. Sponsored by NIJ. Logical record length data, machine-readable documentation, and SAS and SPSS data definition statements. Contains the following collections:

Anticipating and combating community decay and crime in Washington, DC, and Cleveland, Ohio, 1980–1990
(ICPSR 6486)

Anticipating community drug problems in Washington, DC, and Portland, Oregon, 1984–1990 (ICPSR 9924)

Characteristics of high and low crime neighborhoods in Atlanta, 1980
(ICPSR 7951)

Citizen participation and community crime prevention, 1979: Chicago metropolitan area survey (ICPSR 8086)

Community policing in Baltimore, 1986–1987 (ICPSR 9401)

Community policing in Madison, Wisconsin: Evaluation of implementation and impact, 1987–1990 (ICPSR 6480)

Controlling victimization in schools: Effective discipline and control strategies in a county in Ohio, 1994
(ICPSR 2587)

Crime changes in Baltimore, 1970–1994 (ICPSR 2352)

Crime factors and neighborhood decline in Chicago, 1979 (ICPSR 7952)

Crime, fear, and control in neighborhood commercial centers: Minneapolis and St. Paul, 1970-1982
(ICPSR 8167)

Disorder and community decline in forty neighborhoods of the United States, 1977-1983 (ICPSR 8944)

Drugs and crime in public housing, 1986-1989: Los Angeles, Phoenix, and Washington, DC (ICPSR 6235)

Drugs and police response: Survey of public housing residents in Denver, Colorado, 1989-1990 (ICPSR 6482)

Effects of crime on after-school youth development programs in the United States, 1993-1994 (ICPSR 6791)

Effects of local sanctions on serious criminal offending in cities with populations over 100,000, 1978-1983: [United States] (ICPSR 9590)

Evaluation of the impact of innovative policing programs on social disorder in seven cities in the United States, 1983-1990 (ICPSR 6215)

Evaluation of the weed and seed initiative in the United States, 1994
(ICPSR 6789)

Homicides in Chicago, 1965-1995
(ICPSR 6399)

Immigrant populations as victims in New York City and Philadelphia, 1994
(ICPSR 6793)

Impact of neighborhood structure, crime, and physical deterioration on residents and business personnel in Minneapolis-St. Paul, 1970-1982
(ICPSR 2371)

Impacts of specific incivilities on responses to crime and local commitment, 1974-1994: [Atlanta, Baltimore, Chicago, Minneapolis-St. Paul, and Seattle] (ICPSR 2520)

Interaction between neighborhood change and criminal activity, 1950-1976: Los Angeles County
(ICPSR 9056)

Juvenile delinquency and adult crime, 1948-1977 [Racine, Wisconsin]: City ecological data (ICPSR 8164)

Juvenile delinquency and adult crime, 1948-1977 [Racine, Wisconsin]: Three birth cohorts (ICPSR 8163)

National evaluation of the community anti-crime program, 1979-1981
(ICPSR 8704)

National survey of community policing strategies, 1992-1993
(ICPSR 6485)

Reactions to crime in Atlanta and Chicago, 1979-1980 (ICPSR 8215)

Reactions to crime project, 1977 [Chicago, Philadelphia, San Francisco]: Survey on fear of crime and citizen behavior (ICPSR 8162)

Reducing fear of crime: Program evaluation surveys in Newark and Houston, 1983-1984 (ICPSR 8496)

Relationships between employment and crime: A survey of Brooklyn residents, 1979-1980 (ICPSR 8649)

Reporting of drug-related crimes: Resident and police perspectives in the United States, 1988-1990
(ICPSR 9925)

Research on minorities, [1981]: Race and crime in Atlanta and Washington, DC (ICPSR 8459)

Retail-level heroin enforcement and property crime in 30 cities in Massachusetts, 1980-1986
(ICPSR 9667)

School culture, climate, and violence: Safety in middle schools of the Philadelphia public school system, 1990-1994 (ICPSR 2026)

Testing theories of criminality and victimization in Seattle, 1960–1990 (ICPSR 9741)

Violent incidents among selected public school students in two large cities of the South and the southern Midwest, 1995 [United States] (ICPSR 2027)

Data on women and crime
(ICPSR 2972) [CD0033]

55 data collections. Sponsored by NIJ. Logical record length data, machine-readable documentation, and SAS and SPSS data definition statements. Contains the following collections:

Adjusting the National Crime Victimization Survey's estimates of rape and domestic violence for "gag" factors, 1986–1990 (ICPSR 6558)

Benefits and limitations of civil protection orders for victims of domestic violence in Wilmington, Delaware; Denver, Colorado; and the District of Columbia, 1994–1995 (ICPSR 2557)

Boston Police Department domestic violence research project, 1993–1994 (ICPSR 6483)

Charlotte [North Carolina] spouse assault replication project, 1987–1989 (ICPSR 6114)

Chicago women's health risk study, 1995–1998 (ICPSR 3002)

Child abuse, neglect, and violent criminal behavior in a Midwest metropolitan area of the United States, 1967–1988 (ICPSR 9480)

Classification of rapists in Massachusetts, 1980–1990 (ICPSR 9976)

Clients of street prostitutes in Portland, Oregon; San Francisco and Santa Clara, California; and Las Vegas, Nevada, 1996–1999 (ICPSR 2859)

Crime on campus, 1978–1979: A survey of 150 college campuses and cities (ICPSR 8381)

Criminal justice response to victim harm in the United States, 1981 (ICPSR 8249)

Criminal victimization among women in Cleveland, Ohio: Impact on health status and medical service usage, 1986 (ICPSR 9920)

Criminal victimization and perceptions of community safety in 12 United States cities, 1998 (ICPSR 2743)

Dangerous sex offenders: Classifying, predicting, and evaluating outcomes of clinical treatment in Bridgewater, Massachusetts, 1982–1985 (ICPSR 8985)

Divorce mediation and domestic violence in the United States, 1993 (ICPSR 2561)

Domestic violence experience in Omaha, Nebraska, 1986–1987 (ICPSR 9481)

Effectiveness of alternative victim assistance service delivery models in the San Diego region, 1993–1994 (ICPSR 2789)

Evaluating alternative police response to spouse assault in Colorado Springs: An enhanced replication of the Minneapolis experiment, 1987–1989 (ICPSR 9982)

Evaluation of victim advocacy services funded by the Violence Against Women Act in urban Ohio, 1998–1999 (ICPSR 2992)

Evaluation of victim services programs funded by "STOP Violence Against Women" grants in the United States, 1998–1999 (ICPSR 2735)

Experience and needs of formerly intimate stalking victims in southeastern Pennsylvania, 1991–1995 (ICPSR 2899)

Gender of prisoners admitted to state and federal institutions in the United States, 1926–1987 (ICPSR 9517)

Homicides in Chicago, 1965–1995 (ICPSR 6399)

Impact of constitutional and statutory protection on crime victims' rights in four states in the United States, 1995 (ICPSR 2467)

Impact of rape reform legislation in six major urban jurisdictions in the United States, 1970–1985 (ICPSR 6923)

Intra- and intergenerational aspects of serious domestic violence and alcohol and drug abuse in Buffalo, 1987 (ICPSR 9984)

Management of sex offenders by probation and parole agencies in the United States, 1994 (ICPSR 6627)

Milwaukee domestic violence experiment, 1987–1989 (ICPSR 9966)

Minneapolis intervention project, 1986–1987 (ICPSR 9808)

Monitoring the future: A continuing study of American youth (8th- and 10th-grade surveys), 1998 (ICPSR 2752)

Monitoring the future: A continuing study of American youth (12th-grade survey), 1998 (ICPSR 2751)

National crime surveys: National sample of rape victims, 1973–1982 (ICPSR 8625)

National crime surveys, 1979–1982 (ICPSR 8608)

Part 30: 1979–1987 Rape Subset, All Rape Cases, Incident-Level, Bounded by Calendar Year

National crime surveys: National sample, 1986–1992 [near-term data] (ICPSR 8864)

Part 33: 1987–1992 Incident-Level Rape Subset

Part 46: 1987–1991 Incident-Level Rape Subset, 1987–1990 Data with 1980 Census Weights and 1991 Data with 1990 Census Weights

National crime victimization survey, 1992–1998 (ICPSR 6406)

Part 56: 1992–1998 Incident-Level Rape Subset

National study of innovative and promising programs for women offenders in the United States, 1994–1995 (ICPSR 2788)

National survey of adolescents in the United States, 1995 (ICPSR 2833)

Physical violence in American families, 1976 (ICPSR 7733)

Physical violence in American families, 1985 (ICPSR 9211)

Police stress and domestic violence in police families in Baltimore, Maryland, 1997–1999 (ICPSR 2976)

Profiling the needs of the California Youth Authority's female population, 1996 (ICPSR 2754)

Prosecution of domestic violence cases in the United States, 1993–1994 (ICPSR 2556)

Public support for rehabilitation in Ohio, 1996 (ICPSR 2543)

Reconsidering domestic violence recidivism: Individual and contextual effects of court dispositions and stake in conformity in Hamilton County, Ohio, 1993–1998 (ICPSR 3013)

Sex discrimination as perceived by adult males and females, 1985: [New Jersey] (ICPSR 9250)

Specific deterrent effects of arrest for domestic assault: Minneapolis, 1981–1982 (ICPSR 8250)

Spouse abuse replication project in Metro-Dade County, Florida, 1987–1989 (ICPSR 6008)

Survey of prosecutorial response to bias-motivated crime in the United States, 1994–1995 (ICPSR 3009)

Survey of victimization and attitudes towards crime and law enforcement in Boston and Chicago, 1966 (ICPSR 9085)

Uniform crime reports [United States]: Supplementary homicide reports, 1976–1998 (ICPSR 3000)

Victim impact statements: Their effect on court outcomes and victim satisfaction in New York, 1988–1990 (ICPSR 9588)

Victims' ratings of police services in New York and Texas, 1994–1995 survey (ICPSR 6787)

Violence and threats of violence against women in the United States, 1994–1996 (ICPSR 2566)

Women and violence in Chicago, Illinois, 1994–1995 (ICPSR 2958)

Women correctional officers in California, 1979 (ICPSR 8684)

Women in prison, 1800–1935: Tennessee, New York, and Ohio (ICPSR 8481)

Longitudinal data on crime (ICPSR 2599) [CD0030]

46 data collections. Sponsored by NIJ. Logical record length data, machine-readable documentation, and SAS and SPSS data definition statements. Contains the following collections:

Adult criminal careers in New York, 1972–1983 (ICPSR 9353)

Adult criminal careers, Michigan: 1974–1977 (ICPSR 8279)

Age-by-race specific crime rates, 1965–1985: [United States] (ICPSR 9589)

Cambridge study in delinquent development [Great Britain], 1961–1981 (ICPSR 8488)

Child abuse, neglect, and violent criminal behavior in a Midwest metropolitan area of the United States, 1967–1988 (ICPSR 9480)

Crime commission rates among incarcerated felons in Nebraska, 1986–1990 (ICPSR 9916)

Crime in western societies, 1945–1974 (ICPSR 7769)

Criminal careers and crime control in Massachusetts [The Glueck Study]: A matched-sample longitudinal research design, Phase I, 1939–1963 (ICPSR 9735)

Criminal careers, criminal violence, and substance abuse in California, 1964–1965 (ICPSR 9964)

Criminal careers of juveniles in New York City, 1977–1983 (ICPSR 9986)

Criminal violence and incapacitation in California, 1962–1988 (ICPSR 9922)

Delinquency in a birth cohort in Philadelphia, Pennsylvania, 1945–1963 (ICPSR 7729)

Delinquency in a birth cohort II: Philadelphia, 1958–1988 (ICPSR 9293)

Deterrent effects of arrests and imprisonment in the United States, 1960–1977 (ICPSR 7973)

Early identification of the chronic offender, 1978–1980: [California] (ICPSR 8226)

Early identification of the serious habitual juvenile offender using a birth cohort in Philadelphia, 1958–1984 (ICPSR 2312)

Effects of local sanctions on serious criminal offending in cities with populations over 100,000, 1978–1983: [United States] (ICPSR 9590)

Ethnicity and homicide in California, 1850-1900 (ICPSR 9594)

Gender of prisoners admitted to state and federal institutions in the United States, 1926-1987 (ICPSR 9517)

Historical statistics on prisoners in state and federal institutions, yearend, 1925-1986: [United States] (ICPSR 8912)

Homicides in Chicago, 1965-1995 (ICPSR 6399)

Juvenile delinquency and adult crime, 1948-1977 [Racine, Wisconsin]: Three birth cohorts (ICPSR 8163)

Longitudinal study of biosocial factors related to crime and delinquency, 1959-1962: [Pennsylvania] (ICPSR 8928)

Longitudinal study of criminal career patterns of former California Youth Authority wards, 1978-1980 (ICPSR 2478)

Longitudinal study of violent criminal behavior in the United States, 1970-1984 (ICPSR 6103)

Marion County [Oregon] youth study, 1964-1979 (ICPSR 8334)

Monitoring the future: A continuing study of the lifestyles and values of youth, 1976-1992: Concatenated core file (ICPSR 6227)

National crime surveys extract: Personal crime longitudinal files, 1976-1982 (ICPSR 8315)

National crime surveys longitudinal file, 1988-1989: [Selected variables] (ICPSR 6063)

National crime surveys: National sample, 1986-1992 [Near-term data] (ICPSR 8864)

Part 40: 1986-1990 Longitudinal File

National youth survey [United States]:

Wave I, 1976 (ICPSR 8375)
Wave II, 1977 (ICPSR 8424)
Wave III, 1978 (ICPSR 8506)
Wave IV, 1979 (ICPSR 8917)
Wave V, 1980 (ICPSR 9112)
Wave VI, 1983 (ICPSR 9948)
Wave VII, 1987 (ICPSR 6542)

Police departments, arrests and crime in the United States, 1860-1920 (ICPSR 7708)

Race of prisoners admitted to state and federal institutions in the United States, 1926-1986 (ICPSR 9165)

Screening of youth at risk for delinquency in Oregon, 1980-1985 (ICPSR 9312)

Techniques for assessing the accuracy of recidivism prediction scales, 1960-1980: [Miami, Albuquerque, New York City, Alameda and Los Angeles counties, and the state of California] (ICPSR 9988)

Termination of criminal careers: Measurement of rates and their determinants in Detroit SMSA, 1974-1977 (ICPSR 9666)

Uniform crime reports [United States]: Supplementary homicide reports, 1976-1994 (ICPSR 6754)

United Nations world surveys on crime trends and criminal justice systems, 1970-1994: Restructured five-wave data (ICPSR 2513)

Violent offending by drug users: Longitudinal arrest histories of adults arrested in Washington, DC, 1985-1986 (ICPSR 6254)

Weapons-specific violent offenses and clearances by arrest: National, state, and 12-city data, 1975-1993 (ICPSR 6792)

Minority research data (ICPSR 6941) [CD0016]

20 data collections. Sponsored by the Andrew W. Mellon Foundation. Logical record length data, PDF documentation, SAS and SPSS data definition statements, and some SPSS export files. Contains the following collections (only ICPSR 6668 is listed in this catalog):

ABC News/*Washington Post* race relations poll, February–March 1981 (ICPSR 8010)

Adaptation process of Cuban (Mariel) and Haitian refugees in south Florida, 1983–1987 (ICPSR 9750)

Americans' changing lives: Waves I and II, 1986 and 1989 (ICPSR 6438)

CBS News/*New York Times* national surveys, 1983 (ICPSR 8243)

Detroit area study, 1968: Black attitudes in Detroit (ICPSR 7324)

Detroit area study, 1969: White attitudes and actions on urban problems (ICPSR 7407)

Detroit area study, 1971: Social problems and social change in Detroit (ICPSR 7325)

Detroit area study, 1976: A study of metropolitan and neighborhood problems (ICPSR 7906)

Detroit area study, 1987: A study of greater Detroit (ICPSR 6412)

Detroit area study, 1989: Political participation in the Detroit area (ICPSR 6410)

General social surveys, 1982 and 1987 [including minority oversamples] (derived from ICPSR 6492)

Japanese-American research project (JARP): A three-generation study, 1890–1966 (ICPSR 8450)

Latino national political survey, 1989–1990 (ICPSR 6841)

Mexican origin people in the United States: The 1979 Chicano survey (ICPSR 8436)

National Black election panel study, 1984 and 1988 (ICPSR 9954)

National survey of Black Americans, Waves 1–4, 1979–1980, 1987–1988, 1988–1989, 1992 (ICPSR 6668)

National survey of Hispanic elderly people, 1988 (ICPSR 9289)

Racial attitudes in fifteen American cities, 1968 (ICPSR 3500)

Three-generation national survey of Black American families, 1979–1981 (ICPSR 9288)

Urban poverty and family life survey of Chicago, 1987 (ICPSR 6258)

Violence research data, 2nd edition (ICPSR 6728) [CD0014]

74 data collections. Sponsored by NIJ. Logical record length data, machine-readable documentation, SAS and SPSS data definition statements. Collections are grouped here under the following categories for the reader's convenience:

Violence, general

Age-by-race specific crime rates, 1965–1985: [United States] (ICPSR 9589)

Age cohort arrest rates, 1970–1980 (ICPSR 8261)

Armed criminals in America: A survey of incarcerated felons, 1983 (ICPSR 8357)

Child abuse, neglect, and violent criminal behavior in a Midwest metropolitan area of the United States, 1967–1988 (ICPSR 9480)

Crime commission rates among incarcerated felons in Nebraska, 1986–1990 (ICPSR 9916)

Criminal violence and incapacitation in California, 1962–1988 (ICPSR 9922)

Operation hardcore [crime] evaluation: Los Angeles, 1976–1980 (ICPSR 9038)

Police departments, arrests and crime in the United States, 1860–1920 (ICPSR 7708)

Police response to street gang violence in California: Improving the investigative process, 1985 (ICPSR 8934)

Survey of California prison inmates, 1976 (ICPSR 7797)

Violence and crime in cross-national perspective, 1900–1974 (ICPSR 8612)

Youth violence

Cambridge study in delinquent development [Great Britain], 1961–1981 (ICPSR 8488)

Delinquency in a birth cohort in Philadelphia, Pennsylvania, 1945–1963 (ICPSR 7729)

Delinquency in a birth cohort II: Philadelphia, 1958–1988 (ICPSR 9293)

Deterrent effects of the New York juvenile offender law, 1974–1984 (ICPSR 9324)

Drug testing of juvenile detainees to identify high-risk youth in Florida, 1986–1987 (ICPSR 9686)

Early identification of the chronic offender, [1978–1980: California] (ICPSR 8226)

Firearms, violence, and youth in California, Illinois, Louisiana, and New Jersey, 1991 (ICPSR 6484)

Juvenile delinquency and adult crime, 1948–1977 [Racine, Wisconsin]: City ecological data (ICPSR 8164)

Juvenile delinquency and adult crime, 1948–1977 [Racine, Wisconsin]: Three birth cohorts (ICPSR 8163)

National crime surveys: Crime school supplement, 1989 (ICPSR 9394)

National youth survey [United States]:
Wave I, 1976 (ICPSR 8375)
Wave II, 1977 (ICPSR 8424)
Wave III, 1978 (ICPSR 8506)
Wave IV, 1979 (ICPSR 8917)
Wave V, 1980 (ICPSR 9112)
Wave VI, 1983 (ICPSR 9948)
Wave VII, 1987 (ICPSR 6542)

Survey of youths in custody, 1987: [United States] (ICPSR 8992)

Domestic violence

Adjusting the National Crime Victimization Survey's estimates of rape and domestic violence for "gag" factors, 1986–1990 (ICPSR 6558)

Boston police department domestic violence research project, 1993–1994 (ICPSR 6483)

Charlotte [North Carolina] spouse assault replication project, 1987–1989 (ICPSR 6114)

Domestic violence experience in Omaha, Nebraska, 1986–1987 (ICPSR 9481)

Evaluating alternative police responses to spouse assault in Colorado Springs: An enhanced replication of the Minneapolis experiment, 1987–1989 (ICPSR 9982)

Intra- and intergenerational aspects of serious domestic violence and alcohol and drug abuse in Buffalo, 1987 (ICPSR 9984)

Milwaukee domestic violence experiment, 1987–1989 (ICPSR 9966)

Minneapolis intervention project, 1986–1987 (ICPSR 9808)

Physical violence in American families, 1976 (ICPSR 7733)

Physical violence in American families, 1985 (ICPSR 9211)

Specific deterrent effects of arrest for domestic assault: Minneapolis, 1981–1982 (ICPSR 8250)

Spouse abuse replication project in Metro-Dade County, Florida, 1987–1989 (ICPSR 6008)

Homicide

Ethnicity and homicide in California, 1850–1900 (ICPSR 9594)

Homicides in Chicago, 1965–1990 (ICPSR 6399)

Improving the investigation of homicide and the apprehension rate of murderers in Washington State, 1981–1986 (ICPSR 6134)

Murder cases in 33 large urban counties in the United States, 1988 (ICPSR 9907)

Nature and patterns of homicide in eight American cities, 1978 (ICPSR 8936)

Trends in American homicide, 1968–1978: Victim-level supplementary homicide reports (ICPSR 8676)

Uniform crime reports [United States]: Supplementary homicide reports, 1976–1994 (ICPSR 6754)

Other specific offenses

Classification of rapists in Massachusetts, 1980–1990 (ICPSR 9976)

Domestic terrorism: Assessment of state and local preparedness in the United States, 1992 (ICPSR 6566)

Management of sex offenders by probation and parole agencies in the United States, 1994 (ICPSR 6627)

National crime surveys: National sample, 1986–1992 [Near-term data] (ICPSR 8864)
Part 33: 1987–1992 Rape Subset

National crime victimization survey, 1992–1996 (ICPSR 6406)

Robberies in Chicago, 1982–1983 (ICPSR 8951)

Violence in criminal careers

Adult criminal careers in New York, 1972–1983 (ICPSR 9353)

Adult criminal careers, Michigan: 1974–1977 (ICPSR 8279)

Criminal careers and crime control in Massachusetts [The Glueck Study]: A matched-sample longitudinal research design, Phase I, 1939–1963 (ICPSR 9735)

Longitudinal study of violent criminal behavior in the United States, 1970–1984 (ICPSR 6103)

Recidivism of felons on probation, 1986–1989: [United States] (ICPSR 9574)

Termination of criminal careers: Measurement of rates and their determinants in Detroit SMSA, 1974–1977 (ICPSR 9666)

Violent offending by drug users: Longitudinal arrest histories of adults arrested in Washington, DC, 1985–1986 (ICPSR 6254)

Violence in criminal justice agencies

Phoenix [Arizona] use of force project, June 1994 (ICPSR 6626)

Police and child abuse: Policies and practices in the United States, 1987–1988 (ICPSR 6338)

Police use of force [United States]: Official reports, citizen complaints, and legal consequences, 1991-1992 (ICPSR 6274)

Role of police psychology in controlling excessive force in 50 large cities in the United States, 1992 (ICPSR 6402)

Violence and mental disorder

Cost of mental health care for victims of crime in the United States, 1991 (ICPSR 6581)

Disturbed violent offenders in New York, 1985 (ICPSR 9325)

Mental disorder and violent crime: A 20-year cohort study in New York State, 1968-1988 (ICPSR 9978)

Capital punishment

Capital punishment in the United States, 1973-1993 (ICPSR 6512)

Executions in the United States, 1608-1991: The Espy file (ICPSR 8451)

Victims of violence

Concerns of police survivors, 1986: [United States] (ICPSR 9327)

Criminal justice response to victim harm in the United States, 1981 (ICPSR 8249)

Hospital-based victim assistance for physically injured crime victims in Charleston, South Carolina, 1990-1991 (ICPSR 6719)

Victims' needs and victim services, 1988-1989: Evanston, Rochester, Pima County, and Fayette County (ICPSR 9399)

CD-ROMs available from BJS

The following CD-ROMs are available from BJS and can be obtained through the National Criminal Justice Reference Services (NCJRS) online ordering system (<http://pub-order.ncjrs.org/>).

Civil justice survey of state courts, 1992 and 1996 [United States] — CD-ROM

2 data collections available on CD-ROM through NCJRS (NCJ 189035). Sponsored by BJS. Logical record length data, PDF documentation and related reports, and SAS and SPSS data definition statements. Contains the following collections:

Civil justice survey of state courts, 1992: [United States] (ICPSR 6587)

Part 1: Tort, Contract, and Real Property Rights Data
Part 2: Civil Jury Cases Data

Civil justice survey of state courts, 1996: [United States] (ICPSR 2883)

Crime and justice data, volume II — CD-ROM

19 data collections available on CD-ROM through NCJRS (NCJ 188738). Sponsored by BJS. PDF documentation and user guides, and SAS and SPSS data definition statements. Contains the following collections:

Annual survey of jails: Jurisdiction-level data, 1997 (ICPSR 2313)

Annual survey of jails: Jurisdiction-level data, 1998 (ICPSR 2682)

Capital punishment in the United States, 1973-1999 (ICPSR 3201)

Criminal victimization and perceptions of community safety in 12 United States cities, 1998 (ICPSR 2743)

Directory of law enforcement agencies, 1996: [United States] (ICPSR 2260)

Expenditure and employment data for the criminal justice system [United States]: CJEE Extracts File, 1996 (ICPSR 3063)

Law enforcement agency identifiers crosswalk [United States], 1996 (ICPSR 2876)

Law enforcement management and administrative statistics (LEMAS): 1997 sample survey of law enforcement agencies (ICPSR 2700)

Law enforcement management and administrative statistics (LEMAS): 1999 sample survey of law enforcement agencies (ICPSR 3079)

National crime victimization survey, 1992–1999 (ICPSR 6406)

Incident-Level file, 1992–1999

Rape Subset, 1992–1999

National crime victimization survey: school crime supplement, 1995 (ICPSR 6739)

National crime victimization survey: school crime supplement, 1999 (ICPSR 3137)

National judicial reporting program, 1996: [United States] (ICPSR 2660)

National survey of DNA crime laboratories, 1998 (ICPSR 2879)

Police-public contact survey, 1999: [United States] (ICPSR 3151)

Police use of force data, 1996: [United States] (ICPSR 6999)

State court processing statistics, 1990, 1992, 1994, and 1996: Felony defendants in large urban counties (ICPSR 2038)

Survey of inmates of local jails, 1996: [United States] (ICPSR 6858)

Survey of inmates in state and federal correctional facilities, 1997 (ICPSR 2598)

National corrections reporting program, 1983–1999 [United States] — CD-ROM

14 data collections available on CD-ROM through NCJRS. Sponsored by BJS. Logical record length data, machine-readable documentation and user guides, and SAS and SPSS data definition statements.

National corrections reporting program, 1983: [United States] (ICPSR 8363)

National corrections reporting program, 1984: [United States] (ICPSR 8497)

National corrections reporting program, 1985: [United States] (ICPSR 8918)

National corrections reporting program, 1986: [United States] (ICPSR 9276)

National corrections reporting program, 1987: [United States] (ICPSR 9402)

National corrections reporting program, 1988: [United States] (ICPSR 9450)

National corrections reporting program, 1992: [United States] (ICPSR 6400)

National corrections reporting program, 1993: [United States] (ICPSR 6823)

National corrections reporting program, 1994: [United States] (ICPSR 6881)

National corrections reporting program, 1995: [United States] (ICPSR 2194)

**National corrections reporting
program, 1996: [United States]**
(ICPSR 2448)

**National corrections reporting
program, 1998: [United States]**
(ICPSR 3029)

**National corrections reporting
program, 1997: [United States]**
(ICPSR 2613)

**National corrections reporting
program, 1999: [United States]**
(ICPSR 3339)

Serial data on criminal justice

Longitudinal or serial data offer a number of different perspectives on the nature of crime and justice phenomena. These kinds of data make it possible to study patterns of stability or change and their correlates, to determine whether relationships observed at one time persist or may be different when observed over time, and to assess the effects of planned as well as unintended changes.

The National Archive of Criminal Justice Data (NACJD) contains a number of data series. To assist interested users in identifying the extent and contents of series collections, they are listed separately in this section, alphabetically by principal investigator and given by chapter. Another reason for this listing is that some series datasets are actually comprised of multiple ICPSR study numbers while others are processed as different parts of, or as updates to, the same study. Those processed as different study numbers are listed separately in the catalog and, therefore, users may not fully appreciate or realize the extent of series collections maintained by the NACJD.

Chapter I. Attitude surveys

Davis, James A., Tom W. Smith, and Peter V. Marsden

General social surveys

General social surveys, 1972–2000: [Cumulative file] (ICPSR 3197)

Thornton, Arland, and Deborah Freedman

Intergenerational study of parents and children, 1962–1993: [Detroit]
(ICPSR 9902)

Chapter III. Corrections

Bureau of Justice Statistics, U.S. Dept. of Justice

Annual survey of jails in Indian Country, 1998: [United States] (ICPSR 2979)

Annual survey of jails in Indian Country, 1999: [United States] (ICPSR 2980)

Annual survey of jails in Indian Country, 2000: [United States] (ICPSR 3196)

Bureau of Justice Statistics, U.S. Dept. of Justice

Capital punishment in the United States

Capital punishment in the United States, 1973–1987 (ICPSR 9210)

Capital punishment in the United States, 1973–1988 (ICPSR 9337)

Capital punishment in the United States, 1973–1989 (ICPSR 9507)

Capital punishment in the United States, 1973–1990 (ICPSR 9819)

Capital punishment in the United States, 1973–1991 (ICPSR 6514)

Capital punishment in the United States, 1973–1992 (ICPSR 6513)

Capital punishment in the United States, 1973–1993 (ICPSR 6512)

Capital punishment in the United States, 1973–1994 (ICPSR 6691)

Capital punishment in the United States, 1973–1995 (ICPSR 6956)

Capital punishment in the United States, 1973–1996 (ICPSR 2736)

Capital punishment in the United States, 1973–1997 (ICPSR 2737)

Capital punishment in the United States, 1973–1998 (ICPSR 2977)

Capital punishment in the United States, 1973–1999 (ICPSR 3201)

Bureau of Justice Statistics, U.S. Dept. of Justice

Census of state adult correctional facilities

Census of state adult correctional facilities, 1979 (ICPSR 7852)

Census of state adult correctional facilities, 1984 (ICPSR 8444)
Census of state and federal adult correctional facilities, 1990 (ICPSR 9908)
Census of state and federal adult correctional facilities, 1995 (ICPSR 6953)

Bureau of Justice Statistics, U.S. Dept. of Justice

National corrections reporting program

National corrections reporting program, 1983 (ICPSR 8363)
National corrections reporting program, 1984 (ICPSR 8497)
National corrections reporting program, 1985 (ICPSR 8918)
National corrections reporting program, 1986 (ICPSR 9276)
National corrections reporting program, 1987 (ICPSR 9402)
National corrections reporting program, 1988 (ICPSR 9450)
National corrections reporting program, 1989 (ICPSR 9849)
National corrections reporting program, 1990 (ICPSR 6141)
National corrections reporting program, 1991 (ICPSR 6272)
National corrections reporting program, 1992 (ICPSR 6400)
National corrections reporting program, 1993 (ICPSR 6823)
National corrections reporting program, 1994: [United States] (ICPSR 6881)
National corrections reporting program, 1995: [United States] (ICPSR 2194)
National corrections reporting program, 1996: [United States] (ICPSR 2448)
National corrections reporting program, 1997: [United States] (ICPSR 2613)
National corrections reporting program, 1998: [United States] (ICPSR 3029)

Bureau of Justice Statistics, U.S. Dept. of Justice

National jail census

National jail census, 1970 (ICPSR 7641)

National jail census, 1972 (ICPSR 7638)
National jail census, 1978 (ICPSR 7737)
National jail census, 1983 (ICPSR 8203)
National jail census, 1988 (ICPSR 9256)
National jail census, 1993 (ICPSR 6648)

Bureau of Justice Statistics, U.S. Dept. of Justice

National survey of jails

National survey of jails: Jurisdiction-level and jail-level data, 1985 (ICPSR 8687)
National survey of jails: Jurisdiction-level and jail-level data, 1986 (ICPSR 8871)
National survey of jails: Jurisdiction-level data, 1987 (ICPSR 9074)
National survey of jails: Jurisdiction-level data, 1989 (ICPSR 9373)
National survey of jails: Jurisdiction-level data, 1990 (ICPSR 9569)
National survey of jails: Jurisdiction-level and jail-level data, 1991 (ICPSR 6511)
National survey of jails: Jurisdiction-level and jail-level data, 1992 (ICPSR 6395)
National survey of jails: Jurisdiction-level data, 1994 (ICPSR 6538)
National survey of jails: Jurisdiction-level data, 1995 (ICPSR 6784)
National survey of jails: Jurisdiction-level data, 1996 (ICPSR 6856)
National survey of jails: Jurisdiction-level data, 1997 (ICPSR 2313)
National survey of jails: Jurisdiction-level data, 1998 (ICPSR 2682)

Bureau of Justice Statistics, U.S. Dept. of Justice

Survey of inmates of local jails

Survey of inmates of local jails, 1983: [United States] (ICPSR 8274)
Survey of inmates of local jails, 1989: [United States] (ICPSR 9419)
Survey of inmates of local jails, 1996: [United States] (ICPSR 6858)

Bureau of Justice Statistics, U.S. Dept. of Justice

Survey of inmates of state [and federal] correctional facilities

Survey of inmates of state correctional facilities and census of state adult correctional facilities, 1974 (ICPSR 7811)

Survey of inmates of state correctional facilities, 1979 (ICPSR 7856)

Survey of inmates of state correctional facilities, 1986 (ICPSR 8711)

Survey of inmates of state correctional facilities, 1991 (ICPSR 6068)

Survey of inmates in state and federal correctional facilities, 1997 (ICPSR 2598)

Bureau of Justice Statistics, U.S. Dept. of Justice

Survey of jail inmates

Survey of jail inmates, 1972 (ICPSR 7668)

Survey of jail inmates, 1978 (ICPSR 7751)

Bureau of Justice Statistics/Office of Juvenile Justice and Delinquency Prevention, U.S. Dept. of Justice

Juvenile detention and correctional facility census/Census of public and private juvenile detention, correctional, and shelter facilities

Juvenile detention and correctional facility census, 1971 (ICPSR 7637)

Juvenile detention and correctional facility census, 1973 (ICPSR 7639)

Juvenile detention and correctional facility census, 1974 (ICPSR 7706)

Juvenile detention and correctional facility census, 1975 (ICPSR 7707)

Juvenile detention and correctional facility census, 1977 (ICPSR 7758)

Juvenile detention and correctional facility census, 1979 (ICPSR 7846)

Juvenile detention and correctional facility census, 1982–1983 (ICPSR 8205)

Juvenile detention and correctional facility census, 1984–1985 (ICPSR 8495)

Census of public and private juvenile detention, correctional, and shelter facilities, 1986–1987 (ICPSR 8973)

Census of public and private juvenile detention, correctional, and shelter facilities, 1988–1989 (ICPSR 9445)

Census of public and private juvenile detention, correctional, and shelter facilities, 1990–1991 (ICPSR 9824)

Census of public and private juvenile detention, correctional, and shelter facilities, 1992–1993 (ICPSR 6491)

Chapter IV. Court case processing

Bureau of Justice Statistics, U.S. Dept. of Justice

Federal justice statistics program data, 1978–1994 (ICPSR 9296)

Bureau of Justice Statistics, U.S. Dept. of Justice

National judicial reporting program

National judicial reporting program, 1986: [United States] (ICPSR 9073)

National judicial reporting program, 1988: [United States] (ICPSR 9449)

National judicial reporting program, 1990: [United States] (ICPSR 6038)

National judicial reporting program, 1992: [United States] (ICPSR 6509)

National judicial reporting program, 1994: [United States] (ICPSR 6855)

National judicial reporting program, 1996: [United States] (ICPSR 2660)

National judicial reporting program, 1998: [United States] (ICPSR 3316)

Bureau of Justice Statistics, U.S. Dept. of Justice

Offender based transaction statistics (OBTS)

Offender based transaction statistics (OBTS), 1979 (ICPSR 8042)

Offender based transaction statistics (OBTS), 1980 (ICPSR 8248)

Offender based transaction statistics (OBTS), 1981 (ICPSR 8277)

Offender based transaction statistics (OBTS), 1982 (ICPSR 8408)

Offender based transaction statistics (OBTS), 1983 (ICPSR 8449)

Offender based transaction statistics (OBTS), 1984 (ICPSR 8675)

Offender based transaction statistics (OBTS), 1985 (ICPSR 8911)

Offender based transaction statistics (OBTS), 1986 (ICPSR 9130)

Offender based transaction statistics (OBTS), 1987 (ICPSR 9287)

Offender based transaction statistics (OBTS), 1988 (ICPSR 9523)

Offender based transaction statistics (OBTS), 1989 (ICPSR 6190)

Offender based transaction statistics (OBTS), 1990 (ICPSR 6191)

Federal Judicial Center

Federal court cases: Integrated data base, 1970-1997 (ICPSR 8429)

National Center for Juvenile Justice

Juvenile court statistics

Juvenile court statistics, 1982: [United States] (ICPSR 8440)

Juvenile court statistics, 1983: [United States] (ICPSR 8656)

Juvenile court statistics, 1984: [United States] (ICPSR 8940)

Juvenile court statistics, 1985: [United States] (ICPSR 9297)

Juvenile court statistics, 1986: Reported cases in calendar year data base (ICPSR 9691)

Juvenile court statistics, 1987: [United States] (ICPSR 6119)

Juvenile court statistics, 1988: [United States] (ICPSR 6120)

Juvenile court statistics, 1989: [United States] (ICPSR 6121)

Juvenile court statistics, 1990: [United States] (ICPSR 6508)

Juvenile court statistics, 1991: [United States] (ICPSR 6582)

Juvenile court statistics, 1992: [United States] (ICPSR 6634)

Juvenile court statistics, 1993: [United States] (ICPSR 6715)

Juvenile court statistics, 1994: [United States] (ICPSR 6882)

Juvenile court statistics, 1995: [United States] (ICPSR 2805)

Juvenile court statistics, 1996: [United States] (ICPSR 2841)

Juvenile court statistics, 1997: [United States] (ICPSR 2894)

National Center for Juvenile Justice

State juvenile court records series

Arkansas juvenile court records, 1991-1993 (ICPSR 6808)

Arkansas juvenile court records, 1994 (ICPSR 6883)

Minnesota juvenile court records, 1984-1987 (ICPSR 9447)

Missouri juvenile court records, 1984-1987 (ICPSR 9448)

Missouri juvenile court records, 1994 (ICPSR 6884)

Nebraska juvenile court records, 1975-1987 (ICPSR 8915)

Nebraska juvenile court records, 1988-1993 (ICPSR 6809)

Nebraska juvenile court records, 1994 (ICPSR 6885)

*National Center for State Courts/
Court Statistics and Information
Management Project*

State court statistics

State court processing statistics, 1990, 1992, 1994, and 1996: Felony defendants in large urban counties (ICPSR 2038)

State court statistics, 1985-1998 (ICPSR 9266)

Pretrial Services Resource Center

National pretrial reporting program

National pretrial reporting program, 1988-1989 (ICPSR 9508)

National pretrial reporting program,
1990–1991 (ICPSR 6136)

National pretrial reporting program,
1992–1993 (ICPSR 6489)

Chapter V. Courts

*Bureau of Justice Statistics, U.S. Dept. of
Justice*

National prosecutors survey

National prosecutors survey, 1990
(ICPSR 9579)

National prosecutors survey, 1992
(ICPSR 6273)

National prosecutors survey, 1994
(ICPSR 6785)

National prosecutors survey, 1996
(ICPSR 2433)

Spaeth, Harold J.

United States Supreme Court judicial database

United States Supreme Court judicial
database, 1953–1997 terms
(ICPSR 9422)

Expanded United States Supreme Court
judicial database, 1946–1968 terms
(ICPSR 6557)

United States Supreme Court judicial
database, Phase II: 1953–1993
(ICPSR 6987)

United States Sentencing Commission

**Monitoring of federal criminal sentences,
1987–1998** (ICPSR 9317)

Chapter VI. Criminal justice system

*Bureau of Justice Statistics, U.S. Dept. of
Justice*

Expenditure and employment data for the criminal justice system

Expenditure and employment data for the
criminal justice system: CJEE annual files,
1971–1979 (ICPSR 7618)

Expenditure and employment data for the
criminal justice system [United States]:
CJEE extracts file, 1982 (ICPSR 8382)

Expenditure and employment data for the
criminal justice system [United States]:
CJEE extracts file, 1983 (ICPSR 8455)

Expenditure and employment data for the
criminal justice system [United States]:
CJEE extracts file, 1984 (ICPSR 9162)

Expenditure and employment data for the
criminal justice system [United States]:
CJEE extracts file, 1985 (ICPSR 9161)

Expenditure and employment data for the
criminal justice system [United States]:
CJEE extracts file, 1986 (ICPSR 9160)

Expenditure and employment data for the
criminal justice system [United States]:
CJEE extracts file, 1987 (ICPSR 9396)

Expenditure and employment data for the
criminal justice system [United States]:
CJEE extracts file, 1988 (ICPSR 9554)

Expenditure and employment data for the
criminal justice system [United States]:
CJEE extracts file, 1989 (ICPSR 9773)

Expenditure and employment data for the
criminal justice system [United States]:
CJEE extracts file, 1990 (ICPSR 6006)

Expenditure and employment data for the
criminal justice system [United States]:
CJEE extracts file, 1991 (ICPSR 6259)

Expenditure and employment data for the
criminal justice system [United States]:
CJEE extracts file, 1992 (ICPSR 6579)

Expenditure and employment data for the
criminal justice system [United States]:
CJEE extracts file, 1993 (ICPSR 6795)

Expenditure and employment data for the
criminal justice system [United States]:
CJEE extracts file, 1994 (ICPSR 2257)

Expenditure and employment data for the
criminal justice system [United States]:
CJEE extracts file, 1995 (ICPSR 2840)

Expenditure and employment data for the
criminal justice system [United States]:
CJEE extracts file, 1996 (ICPSR 3063)

Expenditure and employment data for the
criminal justice system [United States]:
CJEE extracts file, 1997 (ICPSR 3229)

Expenditure and employment data for the criminal justice system: CJEE individual units file and estimates file, 1985 (ICPSR 8650)

Expenditure and employment data for the criminal justice system: CJEE individual units file and estimates file, 1988 (ICPSR 9446)

Expenditure and employment data for the criminal justice system: CJEE longitudinal file, 1971-1979, 1985, 1988 (ICPSR 7636)

Bureau of Justice Statistics, U.S. Dept. of Justice

National justice agency list

National justice agency list, 1980 (ICPSR 7858)

National justice agency list, 1985 (ICPSR 8489)

National justice agency list, 1986 (ICPSR 8692)

National justice agency list, 1987 (ICPSR 9482)

National justice agency list, 1992 (ICPSR 6228)

National justice agency list, 1995 (ICPSR 6726)

Chapter VII. Crime and delinquency

Elliott, Delbert

National youth survey

National youth survey, Wave I, 1976 (ICPSR 8375)

National youth survey, Wave II, 1977 (ICPSR 8424)

National youth survey, Wave III, 1978 (ICPSR 8506)

National youth survey, Wave IV, 1979 (ICPSR 8917)

National youth survey, Wave V, 1980 (ICPSR 9112)

National youth survey, Wave VI, 1983 (ICPSR 9948)

National youth survey, Wave VII, 1987 (ICPSR 6542)

Chapter VIII. Official statistics

*Federal Bureau of Investigation,
U.S. Dept. of Justice*

Uniform crime reports/Uniform crime reporting program data

Summary data

Uniform crime reporting program data [United States]: 1975-1997 (ICPSR 9028)

Uniform crime reporting program data [United States]: Offenses known and clearances by arrest, 1998 (ICPSR 2904)

Uniform crime reporting program data [United States]: Offenses known and clearances by arrest, 1999 (ICPSR 3158)

Uniform crime reporting program data [United States]: Police employee (LEOKA) data, 1998 (ICPSR 2907)

Uniform crime reporting program data [United States]: Police employee (LEOKA) data, 1999 (ICPSR 3165)

Uniform crime reporting program data [United States]: Property stolen and recovered, 1998 (ICPSR 2905)

Uniform crime reporting program data [United States]: Property stolen and recovered, 1999 (ICPSR 3164)

Uniform crime reporting program data [United States]: Supplementary homicide reports, 1998 (ICPSR 2906)

Uniform crime reports [United States]: Supplementary homicide reports, 1976-1999 (ICPSR 3180)

Uniform crime reporting program data [United States]: Supplementary homicide reports, 1999 (ICPSR 3162)

County-level data

Uniform crime reporting program data [United States]: County level arrest and offenses data, 1977-1983 (ICPSR 8703)

Uniform crime reporting program data [United States]: County level arrest and offenses data, 1984 (ICPSR 8714)

Uniform crime reports: County level detailed arrest and offense data, 1985 and 1987 (ICPSR 9252)

Uniform crime reports: County level arrest and offense data, 1986 (ICPSR 9119)

Uniform crime reports: County level detailed arrest and offense data, 1988 (ICPSR 9335)

Uniform crime reporting program data [United States]: County-level detailed arrest and offense data, 1989 (ICPSR 9573)

Uniform crime reporting program data [United States]: County-level detailed arrest and offense data, 1990 (ICPSR 9785)

Uniform crime reporting program data [United States]: County-level detailed arrest and offense data, 1991 (ICPSR 6036)

Uniform crime reporting program data [United States]: County-level detailed arrest and offense data, 1992 (ICPSR 6316)

Uniform crime reporting program data [United States]: County-level detailed arrest and offense data, 1993 (ICPSR 6545)

Uniform crime reporting program data [United States]: County-level detailed arrest and offense data, 1994 (ICPSR 6669)

Uniform crime reporting program data [United States]: County-level detailed arrest and offense data, 1995 (ICPSR 6850)

Uniform crime reporting program data [United States]: County-level detailed arrest and offense data, 1996 (ICPSR 2389)

Uniform crime reporting program data [United States]: County-level detailed arrest and offense data, 1997 (ICPSR 2764)

Uniform crime reporting program data [United States]: County-level detailed arrest and offense data, 1998 (ICPSR 2910)

Uniform crime reporting program data [United States]: County-level detailed arrest and offense data, 1999 (ICPSR 3167)

National incident-based reporting system (NIBRS) data

National incident-based reporting system, 1995 (ICPSR 2259)

National incident-based reporting system, 1996 (ICPSR 2465)

National incident-based reporting system, 1997 (ICPSR 2793)

National incident-based reporting system, 1998 (ICPSR 3031)

National incident-based reporting system, 1999 (ICPSR 3207)

Hate crime data

Uniform crime reporting program data [United States]: Hate crime data, 1992 (ICPSR 3005)

Uniform crime reporting program data [United States]: Hate crime data, 1993 (ICPSR 3006)

Uniform crime reporting program data [United States]: Hate crime data, 1994 (ICPSR 3007)

Uniform crime reporting program data [United States]: Hate crime data, 1995 (ICPSR 3008)

Uniform crime reporting program data [United States]: Hate crime data, 1996 (ICPSR 3027)

Uniform crime reporting program data [United States]: Hate crime data, 1997 (ICPSR 3028)

Uniform crime reporting program data [United States]: Hate crime data, 1998 (ICPSR 2909)

Uniform crime reporting program data [United States]: Hate crime data, 1999 (ICPSR 3200)

Various UCR collections

Chilton, Roland, and Dee Weber

Uniform crime reporting program [United States]: Arrests by age, sex, and race for police agencies in metropolitan statistical areas, 1960–1997 (ICPSR 2538)

Federal Bureau of Investigation, U.S. Dept. of Justice

Uniform crime reports, 1958–1969, and county and city data books, 1962, 1967, 1972: Merged data (ICPSR 7715)

Uniform crime reporting program data [United States]: Offenses known and clearances by arrest in all cities with populations over 250,000, 1987-1988 (ICPSR 9336)

Uniform crime reporting program data [United States]: Offenses known and clearances by arrest in all cities with populations over 250,000, 1989 (ICPSR 9572)

Pierce, Glenn L., William J. Bowers, James Baird, and Joseph Heck

Uniform crime reports: National time series community-level database, 1967-1980 (ICPSR 8214)

Pierce, Glenn L., and James Alan Fox

Uniform crime reports: Offenses known and clearances by arrest time series data, 1965-1983 (ICPSR 8631)

Uniform crime reports: Supplementary homicide reports, 1976-1983 (ICPSR 8657)

Fox, James Alan

Uniform crime reports: Supplementary homicide reports, 1976-1992 (ICPSR 6387)

Uniform crime reports: Supplementary homicide reports, 1976-1994 (ICPSR 6754)

Uniform crime reports [United States]: Supplementary homicide reports, 1976-1997 (ICPSR 2832)

Uniform crime reports [United States]: Supplementary homicide reports, 1976-1998 (ICPSR 3000)

Uniform Crime Reports [United States]: Homicide victimization and offending rates, 1976-1999 (ICPSR 3181)

National Center for Health Statistics

Mortality detail files

Mortality detail files, 1968-1991 (ICPSR 7632)

Mortality detail file, 1992 (ICPSR 6798)

Mortality detail file: External cause extract, 1968-1978, 1979-1980 (ICPSR 8224)

National Center for Health Statistics

Multiple cause of death

Multiple cause of death, 1982 (ICPSR 9880)

Multiple cause of death, 1983 (ICPSR 9879)

Multiple cause of death, 1984 (ICPSR 9811)

Multiple cause of death, 1985 (ICPSR 9812)

Multiple cause of death, 1986 (ICPSR 9723)

Multiple cause of death, 1987 (ICPSR 9724)

Multiple cause of death, 1988 (ICPSR 6299)

Multiple cause of death, 1989 (ICPSR 6257)

Multiple cause of death, 1990 (ICPSR 6319)

Multiple cause of death, 1991 (ICPSR 6320)

Multiple cause of death, 1992 (ICPSR 6546)

Multiple cause of death, 1993 (ICPSR 6799)

Multiple cause of death, 1994 (ICPSR 2201)

Multiple cause of death, 1995 (ICPSR 2392)

Multiple cause of death, 1996 (ICPSR 2702)

Riedel, Marc, and Margaret A. Zahn

Trends in American homicide, 1968-1978: Victim-level supplementary homicide reports (ICPSR 8676)

Chapter IX. Police

Bureau of Justice Statistics, U.S. Dept. of Justice

Directory of law enforcement agencies

Directory of law enforcement agencies, 1986: [United States] (ICPSR 8696)

Directory of law enforcement agencies, 1992: [United States] (ICPSR 2266)

Directory of law enforcement agencies, 1996: [United States] (ICPSR 2260)

Bureau of Justice Statistics, U.S. Dept. of Justice

Law enforcement management and administrative statistics

Law enforcement management and administrative statistics, 1987 (ICPSR 9222)

Law enforcement management and administrative statistics (LEMAS), 1990 (ICPSR 9749)

Law enforcement management and administrative statistics (LEMAS), 1993 (ICPSR 6708)

Law enforcement management and administrative statistics (LEMAS): 1997 sample survey of law enforcement agencies (ICPSR 2700)

Law enforcement management and administrative statistics (LEMAS): 1999 sample survey of law enforcement agencies (ICPSR 3079)

Chapter X. Victimization

Bureau of Justice Statistics, U.S. Dept. of Justice

National crime victimization surveys/ National crime surveys

National crime surveys: National sample of rape victims, 1973–1982 (ICPSR 8625)

National crime surveys: National sample, 1973–1983 (ICPSR 7635)

National crime surveys: National sample, 1979–1987 [Revised questionnaire] (ICPSR 8608)

National crime surveys: National sample, 1986–1992 [Near-term data] (ICPSR 8864)

National crime surveys extract: Personal crime longitudinal files, 1976–1982 (ICPSR 8315)

National crime victimization survey, 1992–1999 (ICPSR 6406)

National Crime Victimization Survey, 1992–2000 (ICPSR 3140)

National crime victimization survey: School crime supplement, 1999 (ICPSR 3137)

Great Britain Home Office Research and Planning Unit

British crime surveys

British crime survey, 1982 (ICPSR 8672)

British crime surveys, 1984 (ICPSR 8685)

British crime survey, 1988 (ICPSR 9850)

British crime survey, 1992 (ICPSR 6717)

British crime survey, 1992: Teenage booster sample (ICPSR 6834)

Chapter XI. Drug Use and Crime

Bachman, Jerald G., Lloyd D. Johnston, and Patrick M. O'Malley

Monitoring the future: A continuing study of the lifestyles and values of youth

Monitoring the future: A continuing study of the lifestyles and values of youth, 1976 (ICPSR 7927)

Monitoring the future: A continuing study of the lifestyles and values of youth, 1977 (ICPSR 7928)

Monitoring the future: A continuing study of the lifestyles and values of youth, 1978 (ICPSR 7929)

Monitoring the future: A continuing study of the lifestyles and values of youth, 1979 (ICPSR 7930)

Monitoring the future: A continuing study of the lifestyles and values of youth, 1980 (ICPSR 7900)

Monitoring the future: A continuing study of the lifestyles and values of youth, 1981 (ICPSR 9013)

Monitoring the future: A continuing study of the lifestyles and values of youth, 1982 (ICPSR 9045)

Monitoring the future: A continuing study of the lifestyles and values of youth, 1983 (ICPSR 8387)

Monitoring the future: A continuing study of the lifestyles and values of youth, 1984 (ICPSR 8388)

Monitoring the future: A continuing study of the lifestyles and values of youth, 1985 (ICPSR 8546)

Monitoring the future: A continuing study of the lifestyles and values of youth, 1986 (ICPSR 8701)

Monitoring the future: A continuing study of the lifestyles and values of youth, 1987 (ICPSR 9079)

Monitoring the future: A continuing study of the lifestyles and values of youth, 1988 (ICPSR 9259)

Monitoring the future: A continuing study of the lifestyles and values of youth, 1989 (ICPSR 9397)

- Monitoring the future: A continuing study of the lifestyles and values of youth, 1990 (ICPSR 9745)
- Monitoring the future: A continuing study of American youth (8th- and 10th-grade surveys), 1991 (ICPSR 2521)
- Monitoring the future: A continuing study of the lifestyles and values of youth, 1991 (ICPSR 9871)
- Monitoring the future: A continuing study of American youth (8th- and 10th-grade surveys), 1992 (ICPSR 2522)
- Monitoring the future: A continuing study of the lifestyles and values of youth, 1992 (ICPSR 6133)
- Monitoring the future: A continuing study of American youth (8th- and 10th-grade surveys), 1993 (ICPSR 2523)
- Monitoring the future: A continuing study of the lifestyles and values of youth, 1993 (ICPSR 6367)
- Monitoring the future: A continuing study of American youth (8th- and 10th-grade surveys), 1994 (ICPSR 2475)
- Monitoring the future: A continuing study of the lifestyles and values of youth, 1994 (ICPSR 6517)
- Monitoring the future: A continuing study of American youth (8th- and 10th-grade surveys), 1995 (ICPSR 2390)
- Monitoring the future: A continuing study of American youth, 1995 (ICPSR 6716)
- Monitoring the future: A continuing study of American youth (8th- and 10th-grade surveys), 1996 (ICPSR 2350)
- Monitoring the future: A continuing study of American youth (12th-grade survey), 1996 (ICPSR 2268)
- Monitoring the future: A continuing study of American youth (8th- and 10th-grade surveys), 1997 (ICPSR 2476)
- Monitoring the future: A continuing study of American youth (12th-grade survey), 1997 (ICPSR 2477)
- Monitoring the future: A continuing study of American youth (8th- and 10th-grade surveys), 1998 (ICPSR 2752)
- Monitoring the future: A continuing study of American youth (12th-grade survey), 1998 (ICPSR 2751)
- Monitoring the future: A continuing study of American youth (8th- and 10th-grade surveys), 1999 (ICPSR 2940)
- Monitoring the future: A continuing study of American youth (12th-grade survey), 1999 (ICPSR 2939)
- Monitoring the Future: A Continuing Study of American Youth (8th- and 10th-Grade Surveys), 2000 (ICPSR 3183)
- Monitoring the Future: A Continuing Study of American Youth (12th-Grade Survey), 2000 (ICPSR 3184)
- Monitoring the future: A continuing study of the lifestyles and values of youth, 1976-1992: Concatenated core file (ICPSR 6227)
- National Institute of Justice, U.S. Dept. of Justice*
- Arrestee drug abuse monitoring (ADAM) program in the United States**
- Arrestee drug abuse monitoring (ADAM) program in the United States, 1998 (ICPSR 2826)
- Arrestee drug abuse monitoring (ADAM) program in the United States, 1999 (ICPSR 2994)
- Arrestee drug abuse monitoring (ADAM) program in the United States, 2000 (ICPSR 3270)
- National Institute of Justice, U.S. Dept. of Justice*
- Drug use forecasting in 24 cities in the United States, 1987-1997 (ICPSR 9477)**
- National Institute on Drug Abuse*
- Washington, DC, metropolitan area drug study (DC*MADS)**
- Washington, DC, metropolitan area drug study (DC*MADS), 1991: Homeless and transient population (ICPSR 2346)
- Washington, DC, metropolitan area drug study (DC*MADS), 1991: Household and nonhousehold populations (ICPSR 2155)
- Washington, DC, metropolitan area drug study (DC*MADS), 1992: Drug use among DC women delivering live births in DC hospitals (ICPSR 2347)

*National Institute on Drug Abuse/
Thomas Virag, Brenda Cox, and
J. Valley Rachal/Office of Applied Studies.
Substance Abuse and Mental Health Ser-
vices Administration. U.S. Dept. of Health
and Human Services*

**National household survey on drug
abuse**

National household survey on drug abuse,
1979 (ICPSR 6843)

National household survey on drug abuse,
1982 (ICPSR 6845)

National household survey on drug abuse,
1985 (ICPSR 6844)

National household survey on drug abuse,
1988 (ICPSR 9522)

National household survey on drug abuse,
1990 (ICPSR 9833)

National household survey on drug abuse,
1991 (ICPSR 6128)

National household survey on drug abuse,
1992 (ICPSR 6887)

National household survey on drug abuse,
1993 (ICPSR 6852)

National household survey on drug abuse,
1994 (ICPSR 6949)

National household survey on drug abuse,
1995 (ICPSR 6950)

National household survey on drug abuse,
1996 (ICPSR 2391)

National household survey on drug abuse,
1997 (ICPSR 2755)

National household survey on drug abuse,
1998 (ICPSR 2934)

National household survey on drug abuse,
1999 (ICPSR 3239)

Other criminal justice data

This is a list of data collections whose acquisition and processing were paid for by ICPSR member dues, not by the public agencies supporting the NACJD. These data collections are relevant to crime and justice topics and so are presented in this catalog for the user's information. However, unlike the government-sponsored crime and justice data described in this catalog, they cannot be freely acquired via the NACJD Web site. Individuals at ICPSR member institutions can order these data through the ICPSR Official Representative at their institution. Individuals at nonmember institutions may obtain data on removable media (CD-ROMs or cartridge tapes) for a fee, and should contact ICPSR Member Services staff for more information.

ABC News drug abuse poll, 1986
(ICPSR 8636)

ABC News Ginsburg poll, November 1987
(ICPSR 8885)

ABC News "Nightline" drugs and alcohol poll, August 1988 (ICPSR 9180)

ABC News poll of public opinion on crime, December 1982 (ICPSR 8100)

ABC News Supreme Court nomination poll, July 1991 (ICPSR 9612)

ABC News/Washington Post anthrax poll, October 2001 (ICPSR 3300)

ABC News/Washington Post Bork vote poll, October 1987 (ICPSR 8888)

ABC News/Washington Post Clarence Thomas vote delay polls, October 1991
(ICPSR 9766)

ABC News/Washington Post drug poll, February 1997 (ICPSR 2175)

ABC News/Washington Post Los Angeles beating poll, April 1992 (ICPSR 9941)

ABC News/Washington Post poll, January 1990 (ICPSR 9436)

ABC News/Washington Post poll, February 1990 (ICPSR 9438)

ABC News/Washington Post Souther nomination poll, July 1990 (ICPSR 9462)

ABC News/Washington Post terrorist attack poll #1, September 2001
(ICPSR 3289)

ABC News/Washington Post terrorist attack poll #2, September 2001
(ICPSR 3290)

ABC News/Washington Post terrorist attack poll #3, September 2001
(ICPSR 3294)

ABC News/Washington Post terrorist attack poll #4, September 2001
(ICPSR 3295)

Americans' use of time, 1985 (ICPSR 9875)

Analysis of arrests in Paris, June 1848
(ICPSR 0049)

CBS News "48 Hours" gun poll, March 1989 (ICPSR 9233)

CBS News/New York Times abortion poll, July 1989 (ICPSR 9488)

CBS News/New York Times abortion polls, September–October 1989 (ICPSR 9491)

CBS News/New York Times drug poll, September 1989 (ICPSR 9489)

CBS News/New York Times monthly poll, March–April 1990 (ICPSR 9498)

Census of population and housing, 1970 [United States]: Persons in institutions and other group quarters by age, sex, race and Spanish origin (ICPSR 8342)

Census of population and housing, 1980 [United States]: Group quarters population by age, sex, race and Spanish origin (ICPSR 8341)

Center for Research on Social Reality [Spain] survey, April 1992: Justice and civic rights (ICPSR 9992)

Center for Research on Social Reality [Spain] survey, December 1993: Attitudes and behavior regarding alcohol, tobacco, and drugs (ICPSR 6303)

Data bank of assassinations, 1948–1967 (ICPSR 5208)

Detroit area study, 1979: A study of metropolitan issues (ICPSR 9301)

Drug abuse warning network (DAWN), 1994: [United States] (ICPSR 2756)

Drug abuse warning network (DAWN), 1997: [United States] (ICPSR 2834)

Euro-barometer 32: The single European market, drugs, alcohol, and cancer, November 1989 (ICPSR 9519)

General social surveys, 1972–1998: [Cumulative file] (ICPSR 2685)

Intergenerational study of parents and children, 1962–1985: [Detroit] (ICPSR 9902)

Mortality detail files, 1968–1991 (ICPSR 7632)

Mortality detail file, 1992 (ICPSR 6798)

Mortality detail file: External cause extract, 1968–1978, 1979–1980 (ICPSR 8224)

Multiple cause of death, 1982 (ICPSR 9880)

Multiple cause of death, 1983 (ICPSR 9879)

Multiple cause of death, 1984 (ICPSR 9811)

Multiple cause of death, 1985 (ICPSR 9812)

Multiple cause of death, 1986 (ICPSR 9723)

Multiple cause of death, 1987 (ICPSR 9724)

Multiple cause of death, 1988 (ICPSR 6299)

Multiple cause of death, 1989 (ICPSR 6257)

Multiple cause of death, 1990 (ICPSR 6319)

Multiple cause of death, 1991 (ICPSR 6320)

Multiple cause of death, 1992 (ICPSR 6546)

Multiple cause of death, 1993 (ICPSR 6799)

Multiple cause of death, 1994 (ICPSR 2201)

Multiple cause of death, 1995 (ICPSR 2392)

Multiple cause of death, 1996 (ICPSR 2702)

National health interview survey, 1991: Drug and alcohol use supplement (ICPSR 6132)

National maternal and infant health survey, 1988 (ICPSR 9730)

National survey of Black Americans, 1979–1980 (ICPSR 8512)

National survey of Black Americans, Waves 1–4, 1979–1980, 1987–1988, 1988–1989, 1992 (ICPSR 6668)

New York Times New York City Police Department poll, January 2001 (ICPSR 3274)

New York Times race relations survey, March 1987: New York City (ICPSR 9214)

Public attitudes toward deviant behavior, 1972: Iowa, New Jersey, and Oregon (ICPSR 8480)

Quality of life in the Detroit metropolitan area, 1975 (ICPSR 7986)

SETUPS: American politics: Fear of crime (ICPSR 7368)

Slave trials in Anderson and Spartanburg counties, South Carolina, 1818–1861 (ICPSR 8674)

Teenage attitudes and practices survey, 1989: [United States] (ICPSR 9786)

Teenage attitudes and practices survey II, 1993: [United States] (ICPSR 6375)

WABC-TV/New York Daily News race relations poll, January 1988 (ICPSR 9187)

Washington, DC, metropolitan area drug study (DC*MADS), 1991: Homeless and transient population (ICPSR 2346)

Washington, DC, metropolitan area drug study (DC*MADS), 1991: Household and non-household populations (ICPSR 2155)

Washington, DC, metropolitan area drug study (DC*MADS), 1992: Drug use among DC women delivering live births in DC hospitals (ICPSR 2347)

Washington Post Mayor Barry poll, January 1990 (ICPSR 9437)

Washington Post Mayor Barry verdict poll, August 1990 (ICPSR 9555)

WCBS-TV News/New York Times New York City and suburban poll, November 1991 (ICPSR 9861)

WCBS-TV News/New York Times race relations poll, June 1988 (ICPSR 9106)

WCBS-TV News/New York Times race relations poll, June 1990 (ICPSR 9502)

Index of principal investigators

A

ABC News 1–9, 565
Abrahamse, Allan F. 155, 488–489
Abt Associates, Inc. 63–64, 156–157, 195
Adams, Bill 184
Adams, Bonney 232
Adams, Kenneth 368
Aikman, Alexander 195
Allison, Gale 610
Alpert, Geoffrey P. 431
Alvazzi del Frate, Anna 545
American Correctional Association 144
American Institutes for Research 33
American Justice Institute 253
American Political Science Association 9
Andrews, Frank M. 11
Anglin, M. Douglas 565
Annan, Sampson O.
. 431–432, 484, 487, 504, 552, 567
Apao, William K. 65
Applegate, Brandon K. 9–10
Archer, Dane 383
Arkansas Administrative Office of the Courts
. 181–182
Association of the Bar of the City of New York
. 568
Athens, Lonnie A. 280
Austin, James 65–68, 641
Avitabile, Nancy 532
Azrael, Deborah 40

B

Bachman, Jerald G. 569–580
Bailey, Susan L. 313
Baird, James 407
Baldus, David C. 159, 197
Ball, Richard A. 449–450
Bannister, Tanya 299
Barnes, Geoffrey C. 289
Barrow, Deborah J. 251
Bartley, William Alan 299
Baugh, Dennis G. 70
Baum, Richard 447
Baumer, Terry L. 70, 130, 383
Bausell, Carole R. 581
Bayley, David 433
Beatty, David 511
Belenko, Steven 597
Belknap, Joanne 197
Bell, Raymond 72
Bellassai, John 640
Bennett, Richard R. 384
Berger, Dale E. 639
Berk, Richard 433–434
Besharov, Douglas J. 473
Best, Connie L. 512
Black, Howard 434
Blair, Johnny 529
Blane, Howard T. 581
Block, Carolyn Rebecca 300, 385
Block, Michael K. 304
Block, Richard L. 385
Bloom, Barbara 136
Blumenthal, Monica D. 11
Blumstein, Alfred 304–305, 309
Bode, Nancy 374
Bogart, W.A. 199
Bogle Willard, Trina G. 253
Bohen, Timothy 598
Bohmer, Carol 513
Boland, Barbara 160
Bolyard, Melissa 67, 641
Bornstein, Gail K. 214
Boston Police Department 435
Bourque, Blair B. 72
Bowers, William J. 407, 436
Boyle, John M. 514
Bradshaw, Richard Alfred 75
Braithwaite, John 289
Brame, Robert 351
Brandt, Jennifer 513
Brensilber, Diana 541
Britt, Chester L., III 582
Bronson, Denise E. 513
Brooks, Laure W. 502
Brown, Barbara B. 33
Brown, Dale K. 500
Buerger, Michael E. 437, 496
Bureau of Justice Assistance 583–584

Bureau of Justice Statistics	12, 63, 75-82, 84-106, 155, 161, 163, 166, 195, 200-204, 255-264, 386, 438-443, 515-518, 520, 522-525	Clements, William H.	209
Bureau of Planning, Research, and Statistics, Florida Department of Corrections	264, 586	Clinard, Marshall B.	308
Bureau of Prisons	75	Cohen, Jacqueline	304-305, 309, 311, 387, 589
Bureau of Social Science Research, Inc.	266	Cohen, Lawrence E.	312
Bureau of the Census	405	Cohen, Mark A.	526
Burnham, Helen	266	Coker, Ann L.	527
Burnham, R.W.	266	Cole, George F.	209
Bursik, Robert J., Jr.	443	Coletti, Shirley	610
Buzawa, Eve	205	Collins, James J.	210, 269, 313, 445, 447, 590
Bynum, Timothy S.	133, 503	Conaway, Mark R.	550
Byrne, James M.	107, 205	Conner, Roger	447
C		Connick, Harry	609
Calavita, Kitty	352	Connors, Edward	281
Cameron, James G.	306	Cook, Royer	528
Camp, George M.	267	Cordner, Gary W.	448
Canales-Portatatin, David	561	Corrothers, Helen G.	210
Canan, Penelope	167	Cox, Brenda	618
Carbonell, Joyce L.	344	Craddock, Amy	313
Carlson, Susan M.	406	Cramer, James A.	225
Carrington, Michael D.	383	Crank, John	592
Carter, Charlotte A.	506	Crime Prevention and Criminal Justice Branch, United Nations Office at Vienna	423
Carver, Jay	585	Criminal Justice Statistics Association	583-584
Caulkins, Jonathan P.	586	Critchlow, Cathy	377
Cavanagh, David P.	586	Cullen, Francis T.	599
Cavanagh, Shannon	38, 274	Cunniff, Mark A.	211-212
CBS News	12-14	Cunningham, Lea C.	608
Center for Action Research	268	Curry, G. David	361, 449-450
Center for Urban Affairs and Policy Research	15	Curtis, Christine	52, 119, 350, 634
Centro de Investigaciones Sobre la Realidad Social (CIRES)	16, 587	Czaja, Ronald	529
Chabotar, Kent	268	D	
Chaiken, Jan Michael	140	Davis, James A.	16
Chaiken, Marcia R.	206, 307	Davis, Robert C.	530-532, 560, 593
Chamlin, Mitchell B.	443-444	Debro, Julius	314
Champagne, Anthony S.	227, 269	Decker, Scott H.	379, 449
Chapper, Joy A.	207	Dembo, Richard	594
Chilton, Roland	404	Denno, Deborah W.	314
Church, Thomas W., Jr.	208	Deschenes, Elizabeth Piper	108-109, 138, 565
Cirincione, Carmen	362	DiCristina, Bruce	422
Clark, Richard	445	Dietz, Park Elliot	315
Clark, Richard D.	45	Doan, David	452
Clarke, Stevens H.	168	Doble, John	17
Clausen, Jack	445	Doerner, William G.	547
		Downs, George W.	111
		Drug Abuse Council, Inc.	568

Dunford, Franklyn W.	453
Dunham, Roger G.	431
Dunworth, Terence	169, 271, 595
DuPont, Robert L.	596
Dupree, Cheron	291
Dutch Ministry of Justice	533

E

Earls, Felton	35
Ebener, Patricia A.	155, 489
Edelhart, Herbert	455
Edleson, Jeffrey L.	455
Efkeman, Hillery S.	219
Ehrlich, Howard J.	534
Ehrlich, Isaac	271
Eimmermann, Thomas	228
Eisenstein, James	177
Elliott, Delbert	316–317, 453
English, Kim	112, 142, 318
Erez, Edna	530
Ervin, Laurie H.	147
Espy, M. Watt	113
Everson, Mark D.	233

F

Fagan, Jeffrey	597
Falkin, Gregory P.	598
Farkas, Mary Ann	29
Farrington, David P.	319
Federal Bureau of Investigation	388–400, 402–405, 408–409
Federal Judicial Center	170, 213–214
Feeney, Floyd	171
Feierabend, Ivo	319
Feierabend, Rosalind	319
Felker, Daniel B.	72, 74
Felstiner, William L.F.	174
Fendrich, Michael	113
Feyerherm, William H.	272
Figlio, Robert M.	320, 378, 427
Finckenaer, James O.	321
Finkelhor, David	323
Fisher, Bonnie S.	599
Flanagan, Timothy J.	18
Fleming, Roy B.	177
Forst, Brian	172, 324, 504, 540
Fowler, Floyd J.	36
Fox, James Alan	408–414
Fox, Robert J.	450
Freedman, Deborah	24

Frey, David	51
Fridell, Lorie A.	456, 485
Furstenberg, Frank, Jr.	381

G

Garner, Joel H.	457–458
Gartin, Patrick R.	496
Gartner, Rosemary	383
Geerken, Michael R.	325
Geiselman, R. Edward	214
Gelles, Richard J.	535, 561
Gershon, Robyn	460
Gibbs, John J.	326–327
Gibson, James L.	215
Gilliland, Michael	489
Glaser, Daniel	114
Gold, Martin	328
Goldkamp, John S.	216, 582, 600
Goldsmith, Victor	650
Goodrum, Sarah Dugan	272
Goodstein, Lynne	115
Gordon, Jill A.	116
Gordon, Margaret A.	114, 468
Gorr, Wilpen L.	309, 647
Gottfredson, Don M.	116, 273, 329
Gottfredson, Michael R.	216, 582, 600
Gottfredson, Stephen D.	116
Gould, LeRoy	267
Gouvis, Caterina	331
Gowdy, Voncile B.	128
Graham, Dee L.R.	197
Grasmick, Harold G.	443
Gray, Thomas	642
Great Britain Home Office Research and Planning Unit	543–545
Greenberg, David F.	413
Greenberg, Stephanie	36
Greene, Jack R.	61
Greene, Judith	17
Greenwood, Peter W.	108, 489
Groff, Elizabeth	472
Grofman, Bernard	216
Grossman, Joel B.	174
Groves, Robert M.	536
Gryski, Gerard S.	251
Gun, Gerald	42
Gurr, Erika	414
Gurr, Ted Robert	414

H

Haapanen, Rudy A.	329-330, 351
Hackman, Bela B.	43
Hakim, Simon	37
Hamilton, Edwin E.	486-487
Hammett, Theodore M.	218
Han, Mei	72, 74
Hannaford, Paula L.	216, 219
Hans, Valerie P.	216
Hanson, Roger A.	207
Hardyman, Patricia	641
Harper, Dean	117
Harrell, Adele	38, 184, 274, 331, 528, 601
Hartigan, Richard	118
Hartley, Carolyn Copps	217
Hartnett, Helen	513
Harver, William E.	469
Hatcher, Chris	536
Heck, Joseph	407
Heinz, John P.	218
Hellman, Daryl A.	414
Hemenway, David	40
Henderson, Joel	52
Henley, Madeline	531
Hensler, Deborah R.	175
Hepburn, John R.	115, 118, 457, 603
Hernon, Jolene C.	540
Herz, Denise C.	636
Heumann, Milton	176
Hewitt, John	332
Hillenbrand, Susan W.	593
Hindus, Michael S.	172, 218
Hirsch, Jon	436
Hirsch, Ronald L.	219
Hirschel, J. David	461
Hobson, Barbara M.	218
Hoctor, Darlanne	119, 635
Hoffman, Bruce	354
Holeman, Herbert	121
Holmes, William	541
Holt, Victoria L.	377
Home Office Research and Planning Unit (see also Great Britain Home Office Research and Planning Unit)	542
Horney, Julie	122, 276
Hotaling, Gerald T.	205, 323
Howley, Susan Smith	511
Hser, Yih-Ing	601
Huff, David	334
Huff, David L.	41

Huizinga, David	453
Hunter, Wanda M.	233

I

ICVS International Working Group	545
Illinois Criminal Justice Information Authority	385
Innes, Christopher A.	546
Institute for Law and Social Research, Inc.	173
Inter-university Consortium for Political and Social Research	105, 406

J

Jackson, James S.	42
Jacob, Herbert	278
Jagger, F.M.	319
Jarrett, James E.	41
Jasinski, Jana L	648
Jenkins, Patricia H.	61
Jesness, Carl F.	330
Johnson, Bruce D.	597
Johnston, C. Wayne	603
Johnston, Lloyd D.	569-580, 605
Joksch, Hans C.	334
Jones, Michael	67
Jones, Ralph K.	334

K

Kahn, Robert L.	11
Kania, Kristen S.	513
Kansas City, Missouri, Police Dept.	464
Katz, Jack	336
Keilitz, Susan	219
Kellerman, Arthur L.	43
Kelly, Linda M.	107
Kennedy, Mary Baldwin	325
Kenney, Dennis Jay	44
Keppel, Robert D.	466-467
Kernic, Mary A.	377
Kerstetter, Wayne A.	220
Kilpatrick, Dean G.	511
King, Daniel W.	336
King, Lynda A.	336
King, Nancy M.P.	233
King, Stephen	311
Klecka, William	9
Kleiman, Mark A.R.	605
Klein, Andrew	205

Klein, Malcolm W.	338–339, 468, 606, 608
Klein, Stephen P.	155
Klockars, Carl B.	469
Knight, Raymond	141–142
Knudten, Mary S.	547
Knudten, Richard D.	547
Kobrin, Solomon	45
Kohfeld, Carol W.	470
Kohl, Rhiana	541
Koper, Christopher S.	340
Koss, Mary P.	548
Kramer, John H.	115
Krepps-Hess, Barbara J.	121
Krisberg, Barry	68
Kritzer, Herbert M.	174

L

Lab, Steven P.	45
LaFree, Gary	221
Land, Kenneth C.	312
Larcom, Barbara E.K.	534
Lattimore, Pamela K.	123, 126
Laub, John H.	335
Laumann, Edward O.	218
LaVigne, Nancy G.	472
Lavrakas, Paul J.	46, 287
Lees, Lynn	425
Leonard, Kenneth E.	581
Levine, Ned	649
Levinson, Robert B.	125
Lily, James	434
Lind, Allan E.	175
Linster, Richard L.	126
Lizotte, Alan J.	415
Lloyd, Susan	549
Lockwood, Daniel	47
Loeber, Rolf	341
Loftin, Colin	48, 176
Lohr, Sharon L.	550
Longmire, Dennis R.	18
Los Angeles District Attorney's Office	278
Lurigio, Arthur J.	287, 560

M

MacDonald, John M.	126
MacKenzie, Doris L.	115, 126, 128
Mahoney, Barry	209, 223
Maloy, Charles E.	581
Mamalian, Cynthia A.	472
Mande, Mary J.	129, 318

Manpower Demonstration Research Corporation	607
Marans, Robert W.	53
Marlow, Christine R.	154
Marsden, Mary Ellen	130
Marsden, Peter V.	16
Marshall, Ineke Haen	122
Martell, Daniel A.	315
Martin, Susan	473
Marvell, Thomas B.	224
Mastrofski, Jennifer Adams	474
Mastrofski, Stephen D.	476
Matulia, Kenneth J.	478
Maxfield, Michael G.	130, 607
Maxson, Cheryl L.	338–339, 342, 468, 606, 608
Maxwell, Christopher D.	458
Mayes, Bronston T.	452
Mayhew, Pat	545
Maynard-Moody, Steven	137
Mazerolle, Paul	351
McCalla, Mary Ellen	447
McCampbell, Michael S.	478
McCarthy, Jack	131
McConnell, Thomas	279
McCorkle, Richard C.	284
McDevitt, Jack	436
McDonald, William F.	225, 280
McEwen, J. Thomas	281–282, 551
McKanna, Clare V., Jr.	415
McPherson, Marlys	51
Medina, Juan	532
Megargee, Edwin I.	344
Melton, Roni	635
Memory, John Madison	480
Mendelsohn, Harold	19
Mendelsohn, Robert I.	70
Messinger, Sheldon	131
Mieczkowski, Tom	609–610
Miethe, Terance D.	19, 225, 284, 552
Mihajlovic, Steve	489
Milder, N. David	52
Milkman, Raymond H.	133
Miller, Brenda A.	581
Miller, Frederick	195
Miller, Herbert S.	225
Miller, Neal	291
Miller, Ted R.	526
Minnesota Criminal Justice System Driving While Intoxicated Task Force	611
Minnesota State Court Administration	182
Minton, Thomas J.	280
Miranne, Alfred C.	325

Mirsky, Chester L.	176
Missouri Division of Youth Services . . .	182
Monkkonen, Eric	345, 481
Monto, Martin A.	347
Moody, Carlisle E., Jr.	224
Moore, Charles A.	225
Morash, Merry	133
Morris, Mark	641
Mulcahy, Aogan	457
Mulmat, Darlanne Hoctor	554
Mumm, Rosemary	609
Munsterman, G. Thomas	216
Musheno, Michael C.	137, 226

N

Nagel, Stuart S.	177, 188, 226-228, 269
Nagin, Daniel	589
Najaka, Stacy Skroban	636
Nardulli, Peter	177
National Association of Criminal Justice Planners	212
National Center for Health Statistics	19-20, 416-421, 611-612
National Center for Injury Prevention and Control	421
National Center for Juvenile Justice	178-183
National Center for State Courts	183-184, 229
National Commission on Children	21
National Council on Crime and Delinquency	135
National Institute of Justice.	620, 623-626
National Institute on Drug Abuse	613-620
Nebraska Commission on Law Enforcement and Criminal Justice	182-183
Neff, Marian	228
Neighbors, Harold W.	42
Neuman, Tom	445
<i>New York Daily News</i>	26
<i>New York Times, The</i>	12-14, 22, 27-28
Newel, Richard A.	610
Newman, Graeme	422
Newmark, Lisa	184
Nold, Fredrick C.	304
Nurco, David	628-629

O

O'Keefe, Garrett J.	19
O'Malley, Patrick M.	569-580

Office of Justice Assistance, Research, and Statistics	285
Office of Juvenile Justice and Delinquency Prevention	80, 82-84, 230
Oram, Mary Elsner	195, 235
Orchowsky, Stan J.	347
Orme, Martin T.	482
Orsagh, Thomas	130
Ortese, Edelle	176
Ostrom, Elinor	483
Overcast, Thomas D.	455
Owen, Barbara	136
Owenbey, Robert	434

P

Pace, Nicholas	169
Palumbo, Dennis J.	137
Pappenfort, Donnell M.	154
Parks, Roger B.	483
Pate, Antony M.	456, 484-487, 552
Paternoster, Raymond	349
Pearson, Frank S.	137, 634
Pearson, Jessica	349
Pennell, Susan	52, 119, 350, 554, 634-635
Pennsylvania Commission on Sentencing	186, 231
Perkins, Douglas D.	33
Petersilia, Joan	109, 138, 140, 149, 488-489
Peterson, James	381
Peterson, Joseph L.	489
Peterson, Joyce	140
Peterson, Mark A.	140
Petrosino, Anthony	293
Phillips, Charles D.	313
Pierce, Glenn L.	407-409, 436
Piquero, Alex R.	351
Pogue, Thomas F.	285
Police Foundation, The	23
Polich, Suzanne	140
Polk, Kenneth	352
Polsenberg, Christina	585
Pontell, Henry N.	352
Powers, Keiko	601
Powers, Linda L.	447
Prell, Lettie	334
Prentky, Robert A.	141-142
Pretrial Services Resource Center	186
Pring, George W.	167
Pulaski, Charles A., Jr.	159, 197

Pullen, Suzanne	142
Putala, Christopher E.	605

R

Rachal, J. Valley	618
Rack, Christine	221
Rafter, Nicole Hahn	143
RAND	144
Rauch, W. Hardy	144
Rebovich, Donald	232, 234
Reilly, Colin	650
Reinbolt, Kathleen	228
Reiss, Albert J., Jr.	491-492
Research Triangle Institute	555
Rhodes, William	172, 324
Richardson, Richard	23
Riedel, Marc	424, 427
Rienick, Cynthia Burke	554
Rikoski, Giannina	434
Riley, Kevin Jack	354, 493
Rivara, Frederick P.	43
Robbins, Pamela Clark	362
Robinson, John	557
Rocke, David M.	111
Rodgers, Willard L.	53
Roehl, Jan	286
Rogan, Dennis P.	497
Rogers, Scott	603
Roman, John	274
Romm, Joseph	145
Rosay, Andre B.	636
Rosenbaum, Dennis P.	287
Rosenfeld, Richard	387
Rossi, Peter	146, 153
Roth, Jeffrey	288
Rowland, C.K.	188
Ruch, Libby O.	558
Runyan, Desmond K.	233
Rushforth, Norman B.	43
Ryan, Roxann	217

S

Sabol, William J.	146
Saiger, Aaron J.	271, 595
Sampson, Robert J.	288, 335
Sanders, Beth A.	502
Sarat, Austin	174
Saylor, Keith E.	596
Saywitz, Karen J.	214
Schade, Tom	457

Schmidt, Janell D.	497
Schmidt, Paul	445
Schmidt, Peter	147
Schneider, Anne L.	147
Schreiber, Jan E.	559
Schuerman, Leo A.	45
Schulenberg, John	569, 574-579
Scrimger, Kay Randle	53
Scrivner, Ellen M.	495
Sedlak, Andrea	323
Sellin, Thorsten	378
Seron, Carroll	234
Shannon, Lyle W.	355-356, 495, 637
Shaw, James W.	128
Sheley, Joseph F.	357-358
Shelly, Peggy L.	326-327
Sherman, Lawrence W.	289, 293, 433, 496-497
Sherrill, Jan M.	581
Shover, Neal	359
Siegel, Jane A.	559
Sigel, Roberta S.	23
Sigmon, Jane Nady	234
Silloway, Glenn	51
Silverstein, Lee	188
Singer, Simon I.	359, 427
Sipes, Dale Anne	235
Skogan, Wesley G.	9, 46, 54, 499, 509, 560, 567
Sloan, John J., III	599
Smith, Barbara E.	360, 528, 531, 593
Smith, D. Randall	131
Smith, Douglas A.	585
Smith, M. Dwayne	358
Smith, Tom W.	16
Smith, William R.	131
Smykla, John Ortiz	113
Snipes, Jeffrey B.	476
Snortum, John R.	638-639
Snowden, Thomas	445
Snyder-Joy, Zoann	147
Social Science Education Consortium	268
Songer, Donald R.	236
Spaeth, Harold J.	237
Sparks, Richard F.	238-239
Speckart, George	565
Spelman, William	55, 500
Spencer, Donna L.	269
Spergel, Irving A.	361
Spohn, Cassia	192, 276
Sprague, John	470
Sridharan, Sanjeev	38
Stasny, Elizabeth A.	527

Steadman, Henry J.	362
Stillman, Frances A.	500
Stone, Darryl	450
Stoner, Julie	377
Stormann, Christopher R.	444
Strang, Heather	289
Straus, Murray A.	535, 561
Straus, Shiela	598
Street, Lloyd	363
Stutts, Ellen S.	447
Substance Abuse and Mental Health Services Administration	616, 619-622, 631-632
Sumter, Melvina T.	148
Sushinsky, Jonathan	642
Sutton, L. Paul	506
Svekick, Ugi	545
Swicord, Donald	365
Syers, Maryann	455

T

Taub, Richard	56
Taylor, D. Garth	56
Taylor, Ralph B.	56, 58-59
Tayman, Jeff	350
Teir, Robert	447
Teplin, Linda A.	501
Thoennes, Nancy	366-367
Thompson, James W.	60
Thornton, Arland	24
Tillman, Robert	352, 365
Tilly, Charles	425
Tittle, Charles R.	25
Tjaden, Patricia	366-367
Toborg, Mary A.	189, 640
Toch, Hans	368
Tracy, Paul E.	320, 427
Travis, Lawrence F., III	502
Triplett, Ruth	291
Trubek, David M.	174, 239
Tunis, Sandra	641
Turner, Susan	108-109, 138, 140, 149-150

U

U.S. Bureau of the Census	426
U.S. Sentencing Commission	189-190, 240-243, 245-246
Uchida, Craig D.	502-504
Uekert, Brenda K.	291

Urban Institute	157
----------------------	-----

V

van Dijk, Jan J.M.	545
Van Duizend, Richard	506
van Kesteren, John	545
Vandaele, Walter	426
Vera Institute of Justice	247
Vidmar, Neil	199
Vilke, Gary M.	445
Virag, Thomas	618
Visher, Christy A.	126

W

WABC-TV News	26
Waring, Elin	321
<i>Washington Post, The</i> ...	3-9, 28-29, 565
WCBS-TV News	27-28
Weber, Dee	404
Webster, Barbara	281
Weiland, Doris	600
Weiner, Neil Alan	369
Weis, Joseph G.	466-467
Weisburd, David	293, 374
Weisel, Deborah Lamm	506
Weiss, Alexander	507
Weist, Martha	232
Weisz, Arlene	561
Welch, Susan	192
Welsh, Wayne N.	61
Wenk, Ernst	373
Wheeler, Stanton	374
Whinery, Leo H.	247
Whitaker, Gordon P.	483
Whitcomb, Debra	249
White, Richard N.	72, 74
Whitehouse, Wayne G.	482
Wice, Paul	228
Widom, Cathy Spatz	375
Williams, Gerald L.	448
Williams, Jay R.	328
Williams, Linda M.	559
Wilson, James Q.	488
Winfree, L. Thomas	248
Winterfield, Laura A.	376, 598
Wise, Lois Recascino	296
Wish, Eric D.	585, 596, 642
Witte, Ann D.	147
Wolf, Marsha E.	377
Wolfgang, Marvin E.	320, 378, 427

Wood, Darryl	507
Woodworth, George	159, 197
Wooldredge, John	192
Wright, James D.	153, 357-358
Wright, Kevin	153
Wright, Richard	379
Wycoff, Mary Ann	508-509

Y

Yankelovich, Skelly, and White, Inc.	250
Yeager, Peter C.	308
Yezer, Anthony	640
Young, Douglas	598, 644

Young, Thomas M.	154
------------------	-----

Z

Zahn, Margaret A.	380, 424, 427
Zedlewski, Edwin W.	296
Zeuhl, James	428
Zevitz, Richard	29
Zill, Nicholas	381
Zimmerman, Sherwood	311
Zimring, Franklin E.	428
Zuk, Gary	251
Zukin, Cliff	23

Index of titles

A sentencing postscript: Felony probationers under supervision in the community, 1983.....	212
ABC News "Nightline" drugs and alcohol poll, August 1988.....	1
ABC News drug abuse poll, 1986.....	1
ABC News Ginsburg poll, November 1987.....	1
ABC News poll of public opinion on crime, December 1982.....	2
ABC News Supreme Court nomination poll, July 1991.....	2
ABC News/Washington Post anthrax poll, October 2001.....	3
ABC News/Washington Post Bork vote poll, October 1987.....	3
ABC News/Washington Post Clarence Thomas vote delay polls, October 1991.....	4
ABC News/Washington Post drug poll, February 1997.....	565
ABC News/Washington Post Los Angeles beating poll, April 1992.....	5
ABC News/Washington Post poll, February 1990.....	6
ABC News/Washington Post poll, January 1990.....	5
ABC News/Washington Post Souter nomination poll, July 1990.....	6
ABC News/Washington Post terrorist attack poll #1, September 2001.....	7
ABC News/Washington Post terrorist attack poll #2, September 2001.....	7
ABC News/Washington Post terrorist attack poll #3, September 2001.....	8
ABC News/Washington Post terrorist attack poll #4, September 2001.....	9
Access to justice in Ontario, 1985–1988.....	199
Adjusting the National Crime Victimization Survey's estimates of rape and domestic violence for "gag" factors, 1986–1990.....	527
Adult criminal careers in New York, 1972–1983.....	304
Adult criminal careers, Michigan: 1974–1977.....	305
Age cohort arrest rates, 1970–1980.....	413
Age-by-race specific crime rates, 1965–1985: [United States].....	387
AIDS-related written court decisions in federal and state courts, 1984–1989: [United States].....	226
Alaska plea bargaining study, 1974–1976.....	168
Alternative probation strategies in Baltimore, Maryland.....	210
Alternative procedures for reducing delays in criminal appeals: Sacramento, Springfield, and Rhode Island, 1983–1984.....	207
American Bar Foundation: State criminal court cases, 1962.....	188
Americans' use of time, 1985.....	557
Analysis of arrests in Paris, June 1848.....	425
Analyzing trial time in California, Colorado, and New Jersey, 1986.....	235
Annual survey of jails in Indian country, 1998: [United States].....	97
Annual survey of jails in Indian country, 1999: [United States].....	97
Annual survey of jails in Indian country, 2000: [United States].....	97
Annual survey of jails: Jurisdiction-level and jail-level data, 1985.....	93
Annual survey of jails: Jurisdiction-level and jail-level data, 1986.....	94
Annual survey of jails: Jurisdiction-level and jail-level data, 1991.....	95
Annual survey of jails: Jurisdiction-level and jail-level data, 1992.....	95
Annual survey of jails: Jurisdiction-level data, 1987.....	94
Annual survey of jails: Jurisdiction-level data, 1989.....	94
Annual survey of jails: Jurisdiction-level data, 1990.....	94
Annual survey of jails: Jurisdiction-level data, 1994.....	95
Annual survey of jails: Jurisdiction-level data, 1995.....	96

Annual survey of jails: Jurisdiction-level data, 1996	96
Annual survey of jails: Jurisdiction-level data, 1997	96
Annual survey of jails: Jurisdiction-level data, 1998	96
<i>Anticipating and combating community decay and crime in Washington, DC, and Cleveland, Ohio, 1980-1990</i>	331
<i>Anticipating community drug problems in Washington, DC, and Portland, Oregon, 1984-1990</i>	601
Arkansas juvenile court records, 1994	182
Arkansas juvenile court records, 1991-1993	181
Armed criminals in America: A survey of incarcerated felons, 1983	153
Arrestee drug abuse monitoring (ADAM) program in the United States, 1998	624
Arrestee drug abuse monitoring (ADAM) program in the United States, 1999	625
Arrestee drug abuse monitoring (ADAM) program in the United States, 2000	625
Arrests as communications to criminals in St. Louis, 1970, 1972-1982	470
<i>Arrests without conviction: How often they occur and why, 1979-1980: Jacksonville and San Diego</i>	171
Arson measurement, analysis, and prevention in Massachusetts, 1983-1985	413
Assessing local legal culture: Practitioner norms in four criminal courts, 1979	208
Assessment of a multiagency approach to drug-involved gang members in San Diego County, California, 1988-1992	635
Assessment of a single-purpose substance abuse facility for committed juvenile offenders in Virginia, 1995-1997	116
Attitudes and perceptions of police officers in Boston, Chicago, and Washington, DC, 1966	491
Attitudes toward crime and punishment in Vermont: Public opinion about an experiment with restorative justice, 1999	17
Augmented federal probation, sentencing, and supervision information system, 1985	189
Autobiographical accounts of property offenses by youths at UCLA, 1983-1984	336
Automated reporting system pilot project in Los Angeles, 1990	452
Availability and use of intermediate sanctions by judges and corrections professionals in the United States, 1994	210
Benefits and limitations of civil protection orders for victims of domestic violence in Wilmington, Delaware, Denver, Colorado, and the District of Columbia, 1994-1995	219
Bethlehem [Pennsylvania] police family group conferencing project, 1993-1997	49
Boston police department domestic violence research project, 1993-1994	435
British crime survey, 1982	542
British crime survey, 1988	543
British crime survey, 1992	544
British crime survey, 1992: Teenage booster sample	545
British crime surveys, 1984	542
Calling the police: Citizen reporting of serious crime, 1979	500
Calls for service to police as a means of evaluating crime trends in Oklahoma City, 1986-1988	443
Cambridge study in delinquent development [Great Britain], 1961-1981	319
Capital punishment in the United States, 1973-1987	75
Capital punishment in the United States, 1973-1988	76
Capital punishment in the United States, 1973-1989	76
Capital punishment in the United States, 1973-1990	76
Capital punishment in the United States, 1973-1991	77
Capital punishment in the United States, 1973-1992	77
Capital punishment in the United States, 1973-1993	77
Capital punishment in the United States, 1973-1994	77

Capital punishment in the United States, 1973–1995	77
Capital punishment in the United States, 1973–1996	78
Capital punishment in the United States, 1973–1997	78
Capital punishment in the United States, 1973–1998	78
Capital punishment in the United States, 1973–1999	78
Case tracking and mapping system developed for the United States Attorney's Office, Southern District of New York, 1997–1998	650
Caseflow management and delay reduction in urban trial courts of the United States, 1979, 1983–1985	223
CBS News "48 Hours" gun poll, March 1989	12
CBS News/ <i>New York Times</i> abortion poll, July 1989	12
CBS News/ <i>New York Times</i> abortion polls, September–October 1989	13
CBS News/ <i>New York Times</i> drug poll, September 1989	14
CBS News/ <i>New York Times</i> monthly poll, March–April 1990	14
Census of population and housing, 1970 [United States]: Persons in institutions and other group quarters by age, sex, race, and Spanish origin	426
Census of population and housing, 1980 [United States]: Group quarters population by age, sex, race, and Spanish origin	426
Census of public and private juvenile detention, correctional, and shelter facilities, 1986–1987: [United States]	83
Census of public and private juvenile detention, correctional, and shelter facilities, 1988–1989: [United States]	83
Census of public and private juvenile detention, correctional, and shelter facilities, 1990–1991: [United States]	83
Census of public and private juvenile detention, correctional, and shelter facilities, 1992–1993: [United States]	84
Census of state adult correctional facilities, 1979	79
Census of state adult correctional facilities, 1984	79
Census of state and federal adult correctional facilities, 1990	79
Census of state and federal adult correctional facilities, 1995	80
Census of state felony courts, 1985: [United States]	200
Census of urban crime, 1970	414
Center for research on social reality [Spain] survey, April 1992: Justice and civic rights	16
Center for research on social reality [Spain] survey, December 1993: Attitudes and behavior regarding alcohol, tobacco, and drugs	587
Changing patterns of drug abuse and criminality among crack cocaine users in New York City, 1988–1989	597
Changing patterns of drug abuse and criminality among crack cocaine users in New York City: Criminal histories and criminal justice system processing, 1983–1984, 1986	597
Changing patterns of homicide and social policy in Philadelphia, Phoenix, and St. Louis, 1980–1994	380
Characteristics and movement of felons in California prisons, 1851–1964	131
Characteristics of high and low crime neighborhoods in Atlanta, 1980	36
Charging and sentencing of murder and voluntary manslaughter cases in Georgia, 1973–1979	159
Charlotte [North Carolina] spouse assault replication project, 1987–1989	461
Chicago lawyers survey, 1975	218
Chicago women's health risk study, 1995–1998	300
Child abuse, neglect, and violent criminal behavior in a Midwest metropolitan area of the United States, 1967–1988	375

Citizen participation and community crime prevention, 1979: Chicago metropolitan area survey	46
City police expenditures, 1946–1985: [United States]	291
Civil justice survey of state courts, 1992 and 1996 [United States] — CD-ROM	660
Civil justice survey of state courts, 1992: [United States]	200
Civil justice survey of state courts, 1996: [United States]	161
Civil litigation in the United States, 1977–1979	174
Classification of rapists in Massachusetts, 1980–1990	141
Clients of street prostitutes in Portland, Oregon, San Francisco and Santa Clara, California, and Las Vegas, Nevada, 1996–1999	347
Commercial victimization surveys, 1973–1975 [United States]: Cities sample	515
Commercial victimization surveys, 1973–1977 [United States]: National sample	515
Communication of innovation in policing in the United States, 1996	507
Community policing and police agency accreditation in the United States, 1992 and 1994	448
Community policing in Baltimore, 1986–1987	484
Community policing in Madison, Wisconsin: Evaluation of implementation and impact, 1987–1990	509
Community supervision of drug-involved probationers in San Diego County, California, 1991–1993	119
Comparing court case processing in nine courts, 1979–1980	177
Comparison of drug control strategies in San Diego, 1989	634
Concerns of police survivors, 1986: [United States]	500
Conditions of confinement in juvenile detention and correctional facilities: [United States], 1991	63
Continuity and change in criminal offending by California Youth Authority parolees released 1965–1984	351
Controlling fraud in small business health benefits programs in the United States, 1990–1996	365
Controlling victimization in schools: Effective discipline and control strategies in a county in Ohio, 1994	45
Convenience store crime in Georgia, Massachusetts, Maryland, Michigan, and South Carolina, 1991–1995	372
Correlates of crime: A study of 52 nations, 1960–1984	384
Cost effectiveness of misdemeanor probation in Hamilton County, Ohio, 1981–1982	118
Cost of mental health care for victims of crime in the United States, 1991	526
Crack, powder cocaine, and heroin: Drug purchase and use patterns in six cities in the United States, 1995–1996	493
Crime and justice data, volume II — CD-ROM	660
Crime and mental disorder, 1972	117
Crime changes in Baltimore, 1970–1994	56
Crime commission rates among incarcerated felons in Nebraska, 1986–1990	122
Crime control effects of sentencing in Essex County, New Jersey, 1976–1997	273
Crime days precursors study: Baltimore, 1952–1976	628
Crime factors and neighborhood decline in Chicago, 1979	56
Crime in western societies, 1945–1974	414
Crime on campus, 1978–1979: A survey of 150 college campuses and cities	415
Crime stoppers: A national evaluation of program operations and effects, 1984	287
Crime, fear, and control in neighborhood commercial centers: Minneapolis and St. Paul, 1970–1982	51
Crime-induced business relocations in the Austin [Texas] metropolitan area, 1995–1996	41

CrimeMapTutorial workbooks and sample data for ArcView and MapInfo, 2000	647
CrimeStat: A spatial statistics program for the analysis of crime incident locations (Version 1.1)	649
Criminal behavior of gangs in Aurora and Denver, Colorado, and Broward County, Florida: 1993–1994	332
Criminal careers and crime control in Massachusetts [The Glueck Study]: A matched-sample longitudinal research design, Phase I, 1939–1963	335
Criminal careers of juveniles in New York City, 1977–1983	376
Criminal careers, criminal violence, and substance abuse in California, 1963–1983	373
Criminal case processing in metropolitan courts, 1976	183
Criminal histories and criminal justice processing of Drug Use Forecasting (DUF) sample members in Washington, DC, 1989–1991	585
Criminal justice outcomes of male offenders in 14 jurisdictions in the United States, 1985–1988	155
Criminal justice response to victim harm in the United States, 1981	540
Criminal victimization among women in Cleveland, Ohio: Impact on health status and medical service usage, 1986	548
Criminal victimization and perceptions of community safety in 12 United States cities, 1998	515
Criminal victimization of District of Columbia residents and Capitol Hill employees, 1982–1983	555
Criminal violence and incapacitation in California, 1962–1988	116
Criminality among narcotic addicts in Baltimore: The role of nonnarcotic drugs, 1973–1978	628
Cross-validation of the Iowa offender risk assessment model in Michigan, 1980–1982	75
Dangerous sex offenders: Classifying, predicting, and evaluating outcomes of clinical treatment in Bridgewater, Massachusetts, 1982–1985	142
Data bank of assassinations, 1948–1967	319
Data on crime and community — CD-ROM	651
Data on women and crime — CD-ROM	653
Database for forensic anthropology in the United States, 1962–1991	463
Decision-related research on the organization of service delivery systems in metropolitan areas: Police protection	483
Deinstitutionalization of status offenders: A study of intervention practices for youth in seven cities in the United States, 1987–1991	338
Delinquency in a birth cohort II: Philadelphia, 1958–1988	320
Delinquency in a birth cohort in Philadelphia, Pennsylvania, 1945–1963	378
Deterrent effects of antitrust enforcement [United States]: The ready-mix concrete industry, 1970–1980	304
Deterrent effects of arrests and imprisonment in the United States, 1960–1977	285
Deterrent effects of punishment on crime rates, 1959–1960	271
Deterrent effects of the New York juvenile offender law, 1974–1984	359
Deterring drug use with intensive probation in New Jersey, 1989–1990	634
Detroit area study, 1979: A study of metropolitan issues	48
Developing a juvenile risk assessment instrument for Iowa state evaluation capacity building, 1994–1995	334
Developing a problem-oriented policing model in Ada County, Idaho, 1997–1998	592
Differences in the validity of self-reported drug use across five factors in Indianapolis, Fort Lauderdale, Phoenix, and Dallas, 1994	636
Differential use of jail confinement in San Francisco, Los Angeles, and Yolo counties, 1981	68
Directory of law enforcement agencies, 1986: [United States].	438

Directory of law enforcement agencies, 1992: [United States]	439
Directory of law enforcement agencies, 1996: [United States]	439
Disorder and community decline in 40 neighborhoods of the United States, 1977–1983.	54
Disturbed violent offenders in New York, 1985	368
Divorce mediation and domestic violence in the United States, 1993	349
Domestic terrorism: Assessment of state and local preparedness in the United States, 1992.	354
Domestic violence experience in Omaha, Nebraska, 1986–1987	453
Downtown safety, security, and development in New York City, 1984.	52
Drinking and driving: A survey of licensed drivers in the United States, 1983	638
Drinking and driving: A survey of licensed drivers in the United States, 1986	639
Drug abuse as a predictor of rearrest or failure to appear in court in New York City, 1984.	642
Drug abuse warning network (DAWN), 1994: [United States]	631
Drug abuse warning network (DAWN), 1997: [United States]	632
Drug offender treatment in local corrections in California and New York, 1991–1993	641
Drug testing of juvenile detainees to identify high-risk youth in Florida, 1986–1987	594
Drug use forecasting in 24 cities in the United States, 1987–1997	626
Drugs and crime in public housing, 1986–1989: Los Angeles, Phoenix, and Washington, DC	595
Drugs and police response: Survey of public housing residents in Denver, Colorado, 1989–1990.	567
Drugs, alcohol, and student crime in the United States, April–May 1989.	581
Dynamics of change in the criminal case plea bargaining system: New York City, 1800–1890.	176
Early identification of the chronic offender, [1978–1980: California]	330
Early identification of the serious habitual juvenile offender using a birth cohort in Philadelphia, 1958–1984.	369
Educating the public about police through public service announcements in Lima, Ohio, 1995–1997.	444
Effectiveness of a joint police and social services response to elder abuse in Manhattan [New York City], New York, 1996–1997	532
Effectiveness of alternative victim assistance service delivery models in the San Diego region, 1993–1994.	555
Effectiveness of client specific planning as an alternative sentence, 1981–1982: Washington, DC, and Fairfax, Montgomery, and Prince George counties	209
Effectiveness of police response: Denver, 1982	433
Effects of “United States vs. Leon” on police search warrant practices, 1984–1985	503
Effects of cognitive interviewing, practice, and interview style on children’s recall performance in California, 1989–1990	214
Effects of community policing on tasks of street-level police officers in Ohio, 1981 and 1996	502
Effects of crime on after-school youth development programs in the United States, 1993–1994.	307
Effects of determinant sentencing on institutional climate and prison administration: Connecticut, Minnesota, Illinois, 1981–1983.	115
Effects of drug testing on defendant risk in Dade County, Florida, 1987	600
Effects of foot patrol policing in Boston, 1977–1985	436
Effects of legal supervision of chronic addict offenders in southern California, 1974–1981.	565
Effects of local sanctions on serious criminal offending in cities with populations over 100,000, 1978–1983: [United States]	288

Effects of prior record in sentencing research in a large northeastern city, 1968–1979: [United States]	192
Effects of prison versus probation in California, 1980–1982	140
Effects of sentences on subsequent criminal behavior in New Jersey, 1976–1977	131
Effects of the Baltimore County, Maryland, police department's community-oriented drug enforcement (CODE) program, 1990–1992	602
Electronic monitoring of nonviolent convicted felons: An experiment in home detention in Marion County, Indiana, 1986–1988	70
Employment services for ex-offenders, 1981–1984: Boston, Chicago, and San Diego	133
Estimating the elasticities of demand for cocaine and heroin with data from 21 cities from the Drug Use Forecasting (DUF) program, 1987–1991	586
Ethnicity and homicide in California, 1850–1900	415
Evaluating a driving while intoxicated (DWI) night drug court in Las Cruces, New Mexico, 1997–1998	248
Evaluating a lethality scale for the Seattle Police Department domestic violence unit, 1995–1997	377
Evaluating alternative police responses to spouse assault in Colorado Springs: An enhanced replication of the Minneapolis experiment, 1987–1989	434
Evaluating anti-gang legislation and gang prosecution units in Clark and Washoe counties, Nevada, 1989–1995	284
Evaluating network sampling in victimization surveys in Peoria, Illinois, 1986	529
Evaluating the effects of fatigue on police patrol officers in Lowell, Massachusetts, Polk County, Florida, Portland, Oregon, and Arlington County, Virginia, 1997–1998	466
Evaluating the impact of alternative placement programs for juveniles in a southwestern state, 1983–1995: [United States]	113
Evaluating the incapacitative benefits of incarcerating drug offenders in Los Angeles and Maricopa [Arizona] counties, 1986 and 1990	589
Evaluating the Virginia court-appointed special advocate (CASA) program, 1991–1995	253
Evaluation of a coordinated community response to domestic violence in Alexandria, Virginia, 1990–1998	347
Evaluation of a local jail training program in Sacramento County, California, 1994–1995	279
Evaluation of a repeat offender unit in Phoenix, Arizona, 1987–1989	489
Evaluation of adult urine testing/drug use surveillance project in Washington, DC, 1984–1986	640
Evaluation of Arizona pretrial services drug testing programs, 1987–1989	582
Evaluation of boot camps for juvenile offenders in Cleveland, Denver, and Mobile, 1992–1993	72
Evaluation of community policing initiatives in Jefferson County, West Virginia, 1996–1997	479
Evaluation of day fines in Maricopa County, Arizona, 1991–1993	149
Evaluation of grants to encourage arrest policies for domestic violence cases in the State College, Pennsylvania, police department, 1999–2000	474
Evaluation of intensive probation in Milwaukee, 1980–1981	145
Evaluation of Minnesota's felony sentencing guidelines, 1978–1984	225
Evaluation of North Carolina's 1994 structured sentencing law, 1992–1998	269
Evaluation of pretrial settlement conference, Dade County, Florida, criminal court, 1979	220
Evaluation of the children at risk program in Austin, Texas, Bridgeport, Connecticut, Memphis, Tennessee, Savannah, Georgia, and Seattle, Washington, 1993–1997	38

Evaluation of the elder abuse training program in Massachusetts, 1993–1995	541
Evaluation of the first incarceration shock treatment (FIST) program for youthful offenders in Kentucky, 1993–1994	74
Evaluation of the focused offender disposition program in Birmingham, Phoenix, and Chicago, 1988–1992	118
Evaluation of the impact of innovative policing programs on social disorder in seven cities in the United States, 1983–1990	499
Evaluation of the impact of system-wide drug testing in Multnomah County, Oregon, 1991–1992	586
Evaluation of the implementation and impact of the Massachusetts intensive probation supervision project, 1984–1985	107
Evaluation of the Los Angeles County Regimented Inmate Diversion (RID) program, 1990–1991	67
Evaluation of the Maricopa County [Arizona] demand reduction program, 1989–1991	603
Evaluation of the Midtown Community Court in New York City, 1992–1994	187
Evaluation of the New York City Department of Probation's drug treatment initiative, 1991–1994	598
Evaluation of the New York City police cadet corps, 1986–1989	486
Evaluation of the reasoning and rehabilitation cognitive skills development program implemented in juvenile intensive supervision probation in Colorado, 1994–1995	142
Evaluation of the Washington, DC, Superior Court drug intervention program, 1994–1998	274
Evaluation of the weed and seed initiative in the United States, 1994	286
Evaluation of victim advocacy services for battered women in Detroit, 1998–1999	561
Evaluation of victim advocacy services funded by the Violence Against Women Act in urban Ohio, 1999	513
Evaluation of victim services programs funded by "STOP Violence Against Women" grants in the United States, 1998–1999	360
Evaluation of violence prevention programs in four New York City middle schools, 1993–1994	299
Examination of crime guns and homicide in Pittsburgh, Pennsylvania, 1987–1998	309
Executions in the United States, 1608–1991: The Espy file	113
Expanded United States Supreme Court judicial database, 1946–1968 terms	237
Expenditure and employment data for the criminal justice system [United States]: CJEE extracts file, 1982	255
Expenditure and employment data for the criminal justice system [United States]: CJEE extracts file, 1983	255
Expenditure and employment data for the criminal justice system [United States]: CJEE extracts file, 1984	256
Expenditure and employment data for the criminal justice system [United States]: CJEE extracts file, 1985	256
Expenditure and employment data for the criminal justice system [United States]: CJEE extracts file, 1986	256
Expenditure and employment data for the criminal justice system [United States]: CJEE extracts file, 1987	256
Expenditure and employment data for the criminal justice system [United States]: CJEE extracts file, 1988	256
Expenditure and employment data for the criminal justice system [United States]: CJEE extracts file, 1989	257
Expenditure and employment data for the criminal justice system [United States]: CJEE extracts file, 1990	257

Expenditure and employment data for the criminal justice system [United States]: CJEE extracts file, 1991	257
Expenditure and employment data for the criminal justice system [United States]: CJEE extracts file, 1992	257
Expenditure and employment data for the criminal justice system [United States]: CJEE extracts file, 1993	257
Expenditure and employment data for the criminal justice system [United States]: CJEE extracts file, 1994	258
Expenditure and employment data for the criminal justice system [United States]: CJEE extracts file, 1995	258
Expenditure and employment data for the criminal justice system [United States]: CJEE extracts file, 1996	258
Expenditure and employment data for the criminal justice system [United States]: CJEE extracts file, 1997	258
Expenditure and employment data for the criminal justice system: CJEE annual files, 1971–1979	259
Expenditure and employment data for the criminal justice system: CJEE individual units file and estimates file, 1985	259
Expenditure and employment data for the criminal justice system: CJEE individual units file and estimates file, 1988	259
Expenditure and employment data for the criminal justice system: CJEE longitudinal file, 1971–1979, 1985, 1988	260
Experiences and needs of formerly intimate stalking victims in southeastern Pennsylvania, 1991–1995	306
Experiment to enhance the reporting of drug use by arrestees in Cleveland, Detroit, and Houston, 1997	642
Experimental evaluation of drug testing and treatment interventions for probationers in Maricopa County, Arizona, 1992–1994	108
Exploring the house burglar’s perspective: Observing and interviewing offenders in St. Louis, 1989–1990	379
Extended national assessment survey of law enforcement anti-gang information resources, 1993–1994	449
Factors influencing the quality and utility of government-sponsored criminal justice research in the United States, 1975–1986	296
Factors related to domestic violence court dispositions in a large midwestern urban area, 1997–1998: [United States]	197
Families of missing children: Psychological consequences and promising interventions in the United States, 1989–1991	536
Fear of crime and the Guardian Angels: Attitudes of New York City subway riders, 1984	44
Federal court cases, 1962–1963	177
Federal court cases: Integrated data base, 1970–2000	170
Federal district court civil decisions, 1981–1987: Detroit, Houston, and Kansas City	188
Federal justice statistics program data, 1978–1994: [United States]	157
Felonious homicides of American police officers, 1977–1992	456
Felony prosecution and sentencing in North Carolina, 1981–1982	168
Fines as a criminal sanction: Practices and attitudes of trial court judges in the United States, 1985	209
Firearm injury surveillance study, 1993–1998: [United States]	421
Firearms violence and the Michigan Felony Firearm Law: Detroit, 1976–1978	176
Firearms, violence, and youth in California, Illinois, Louisiana, and New Jersey, 1991	358
Florida’s criminal justice workforce research information system, 1985–1996	264

Forensic evidence and the police, 1976–1980	489
Fraud in the savings and loan industry in California, Florida, Texas, and Washington, DC: White-collar crime and government response, 1986–1993	352
Fraud victimization survey, 1990: [United States]	514
Free press, fair trial data, 1970	228
Frequency of arrest of the young, chronic, serious offender using two male cohorts paroled by the California Youth Authority, 1981–1982 and 1986–1987	126
Gang involvement in “rock” cocaine trafficking in Los Angeles, 1984–1985	606
Gender of prisoners admitted to state and federal institutions in the United States, 1926–1987	105
General social surveys, 1972–2000: [Cumulative file]	16
Governmental responses to crime in the United States, 1948–1978	278
Guardian Angels: Citizen response to crime in selected cities of the United States, 1984	52
Gun density, gun type, and the Dallas homicide rate, 1980–1992	340
Hair assays for drugs of abuse in a probation population: Pilot study in a Florida correctional field setting, 1993	610
Helping crime victims: Levels of trauma and effectiveness of services in Arizona, 1983–1984	528
Historical statistics on prisoners in state and federal institutions, yearend 1925–1986: [United States]	84
Home safety project, 1987–1992: [Shelby County, Tennessee, King County, Washington, Cuyahoga County, Ohio]	43
Homicide, bereavement, and the criminal justice system in Texas, 2000	272
Homicides in Chicago, 1965–1981	385
Homicides in Chicago, 1965–1995	385
Homicides in New York City, 1797–1999 [and various historical comparison sites]	345
Hospital-based victim assistance for physically injured crime victims in Charleston, South Carolina, 1990–1991	512
ICPSR instructional subset: Justifying violence: Attitudes of American men, 1969	11
Illegal corporate behavior, 1975–1976	308
Illegal immigration and crime in San Diego and El Paso counties, 1985–1986	350
Immigrant populations as victims in New York City and Philadelphia, 1994	530
Impact assessment of sex offender notification on Wisconsin communities, 1998	29
Impact evaluation of “STOP violence against women” grants in Dane County, Wisconsin, Hillsborough County, New Hampshire, Jackson County, Missouri, and Stark County, Ohio, 1996–2000	291
Impact of casino gambling on crime in the Atlantic City region, 1970–1984	37
Impact of community policing at the street level: An observational study in Richmond, Virginia, 1992	476
Impact of constitutional and statutory protection on crime victims’ rights in four states in the United States, 1995	511
Impact of gang migration: Effective responses by law enforcement agencies in the United States, 1992	342
Impact of legislation to prohibit “happy hours” in Indiana, 1983–1986	607
Impact of neighborhood structure, crime, and physical deterioration on residents and business personnel in Minneapolis-St. Paul, 1970–1982	58
Impact of oleoresin capsicum spray on respiratory function in human subjects in sitting and prone maximal restraint positions in San Diego County, 1998	445
Impact of rape reform legislation in six major urban jurisdictions in the United States, 1970–1985	276
Impact of sentencing guidelines on the use of incarceration in federal criminal courts in the United States, 1984–1990	240

Impact of sentencing reforms and speedy trial laws in the United States, 1969–1989	224
Impact of the court process on sexually abused children in North Carolina, 1983–1986.	233
Impacts of specific incivilities on responses to crime and local commitment, 1979–1994: [Atlanta, Baltimore, Chicago, Minneapolis-St. Paul, and Seattle]	59
Implementation of community corrections in Oregon, Colorado, and Connecticut, [1981].	137
Implementation of quantitative decision aids in the Oklahoma probation and parole system, 1989–1990.	147
Improving correctional classification, New York, 1981–1983	153
Improving evidence collection through police-prosecutor coordination in Baltimore, 1984–1985.	473
Improving prison classification procedures in Vermont: Applying an interaction model, 1983–1985.	65
Improving the investigation of homicide and the apprehension rate of murderers in Washington State, 1981–1986	467
Incapacitation effects of incarcerating drug offenders: Longitudinal arrest histories of adults arrested in Washington, DC, 1985–1986	588
Increasing the efficiency of police departments in Allegany County, New York, 1994–1995.	460
Individual responses to affirmative action issues in criminal justice agencies, 1981: [United States].	272
Influence of sanctions and opportunities on rates of bank robbery, 1970–1975: [United States].	267
Inmate victimization in state prisons in the United States, 1979	559
Integrating the ion mobility spectrometer into drug monitoring at the New Orleans pretrial diversion program, 1996	609
Intensive community supervision in Minnesota, 1990–1992: A dual experiment in prison diversion and enhanced supervised release	109
Intensive supervision for high-risk offenders in 14 sites in the United States, 1987–1990.	138
Intensive supervision program in New Jersey, 1983–1986	137
Interaction between neighborhood change and criminal activity, 1950–1976: Los Angeles County	45
Intergenerational study of parents and children, 1962–1993: [Detroit].	24
International crime victim survey (ICVS), 1989–1997	545
International victimization survey, 1988 and 1992	533
Intra- and intergenerational aspects of serious domestic violence and alcohol and drug abuse in Buffalo, 1987.	581
Inventory of data elements in state and federal corrections information systems, 1998.	146
Judicial characteristics and judicial decision-making study, 1955	226
Judicial decision guidelines for bail: The Philadelphia experiment, 1981–1982.	216
Judicial district data book, 1983: [United States]	213
Juror discussions about evidence, 1997–1998: [Arizona]	216
Jury verdicts database for Cook County, Illinois, and all counties in California, 1960–1984.	169
Justice systems processing of child abuse and neglect cases in a local jurisdiction (county) in the United States, 1993–1994	294
Justifying violence: Attitudes of American men, 1969	11
Juvenile court statistics, 1982: [United States].	178
Juvenile court statistics, 1983: [United States].	178
Juvenile court statistics, 1984: [United States].	179

Juvenile court statistics, 1985: [United States]	179
Juvenile court statistics, 1986: Reported cases in calendar year data base	179
Juvenile court statistics, 1987: [United States]	179
Juvenile court statistics, 1988: [United States]	179
Juvenile court statistics, 1989: [United States]	179
Juvenile court statistics, 1990: [United States]	179
Juvenile court statistics, 1991: [United States]	180
Juvenile court statistics, 1992: [United States]	180
Juvenile court statistics, 1993: [United States]	180
Juvenile court statistics, 1994: [United States]	180
Juvenile court statistics, 1995: [United States]	180
Juvenile court statistics, 1996: [United States]	181
Juvenile court statistics, 1997: [United States]	181
Juvenile delinquency and adult crime, 1948–1977 [Racine, Wisconsin]:	
City ecological data	355
Juvenile delinquency and adult crime, 1948–1977 [Racine, Wisconsin]:	
Three birth cohorts	356
Juvenile detention and correctional facility census, 1971	81
Juvenile detention and correctional facility census, 1973	81
Juvenile detention and correctional facility census, 1974	81
Juvenile detention and correctional facility census, 1975	81
Juvenile detention and correctional facility census, 1977	82
Juvenile detention and correctional facility census, 1979	82
Juvenile detention and correctional facility census, 1982–1983	82
Juvenile detention and correctional facility census, 1984–1985	82
Keeping the peace: Police discretion and the mentally disordered in Chicago, 1980–1981	501
Law enforcement agency identifiers crosswalk [United States], 1996	260
Law enforcement assistance administration profile data, [1968–1978]	285
Law enforcement management and administrative statistics (LEMAS), 1990	440
Law enforcement management and administrative statistics (LEMAS), 1993	440
Law enforcement management and administrative statistics (LEMAS): 1997 sample survey of law enforcement agencies	441
Law enforcement management and administrative statistics (LEMAS): 1999 sample survey of law enforcement agencies	441
Law enforcement management and administrative statistics, 1987	439
Law-related education evaluation project [United States], 1979–1984	268
Learning deficiencies among adult inmates, 1982: Louisiana, Pennsylvania, and Washington	72
Legal representation data, 1970	227
Legal service agencies, 1970	269
Line police officer knowledge of search and seizure law: An exploratory multi-city test in the United States, 1986–1987	480
Longitudinal data on crime — CD-ROM	655
Longitudinal study of biosocial factors related to crime and delinquency, 1959–1962: [Pennsylvania]	314
Longitudinal study of criminal career patterns of former California Youth Authority wards, 1965–1984	329
Longitudinal study of violent criminal behavior in the United States, 1970–1984	344
Long-range planning survey of federal judges, 1992: [United States]	214
Management of death row inmates, 1986–1987: [United States]	144
Management of sex offenders by probation and parole agencies in the United States, 1994	112

Mandatory drug offender processing data, 1986: Alaska, California, Iowa, Minnesota, Nebraska, New York, North Carolina, and Virginia	583
Mandatory drug offender processing data, 1987: New York	584
Marion County [Oregon] youth study, 1964–1979	352
Massachusetts statewide criminal justice guidelines evaluation, 1979: Sentencing data	238
Massachusetts Superior Court files, 1859–1959	218
Matching treatment and offender: North Carolina, 1980–1982	130
Measuring crime rates of prisoners in Colorado, 1988–1989	318
Media crime prevention campaign in the United States, 1980	19
Mental disorder and violent crime: A 20-year cohort study in New York State, 1968–1988	362
Mentally disordered offenders in pursuit of celebrities and politicians	315
Metro court project: A study of mediation and adjudication in Bernalillo County (Albuquerque), New Mexico, small claims court, 1990–1992	221
Milwaukee domestic violence experiment, 1987–1989	497
Minimum legal drinking age and crime in the United States, 1980–1987	334
Minneapolis intervention project, 1986–1987	455
Minnesota juvenile court records, 1984–1987	182
Minority research data — CD-ROM	657
Missouri juvenile court records, 1984–1987	182
Missouri juvenile court records, 1994	182
Modeling the crime reduction effects and economic benefits of drug abuse treatment, 1979–1981: [United States]	590
Modern policing and the control of illegal drugs: Testing new strategies in Oakland, California, and Birmingham, Alabama, 1987–1989	504
Monitoring of federal criminal convictions and sentences: Appeals data, 1993–1998	190
Monitoring of federal criminal convictions and sentences: Appeals data, 1999	191
Monitoring of federal criminal sentences, 1987–1998	241
Monitoring of federal criminal sentences, 1999	242
Monitoring the future: A continuing study of the lifestyles and values of youth, 1976	570
Monitoring the future: A continuing study of the lifestyles and values of youth, 1976–1992: Concatenated core file	580
Monitoring the future: A continuing study of the lifestyles and values of youth, 1977	570
Monitoring the future: A continuing study of the lifestyles and values of youth, 1978	571
Monitoring the future: A continuing study of the lifestyles and values of youth, 1979	571
Monitoring the future: A continuing study of the lifestyles and values of youth, 1980	571
Monitoring the future: A continuing study of the lifestyles and values of youth, 1981	571
Monitoring the future: A continuing study of the lifestyles and values of youth, 1982	572
Monitoring the future: A continuing study of the lifestyles and values of youth, 1983	572
Monitoring the future: A continuing study of the lifestyles and values of youth, 1984	572
Monitoring the future: A continuing study of the lifestyles and values of youth, 1985	573
Monitoring the future: A continuing study of the lifestyles and values of youth, 1986	573
Monitoring the future: A continuing study of the lifestyles and values of youth, 1987	573
Monitoring the future: A continuing study of the lifestyles and values of youth, 1988	573
Monitoring the future: A continuing study of the lifestyles and values of youth, 1989	574
Monitoring the future: A continuing study of the lifestyles and values of youth, 1990	574
Monitoring the future: A continuing study of American youth (8th- and 10th-grade surveys), 1991	574
Monitoring the future: A continuing study of the lifestyles and values of youth, 1991	575
Monitoring the future: A continuing study of American youth (8th- and 10th-grade surveys), 1992	575
Monitoring the future: A continuing study of the lifestyles and values of youth, 1992	575

Monitoring the future: A continuing study of American youth (8th- and 10th-grade surveys), 1993	575
Monitoring the future: A continuing study of the lifestyles and values of youth, 1993	576
Monitoring the future: A continuing study of American youth (8th- and 10th-grade surveys), 1994	576
Monitoring the future: A continuing study of the lifestyles and values of youth, 1994	576
Monitoring the future: A continuing study of American youth (8th- and 10th-grade surveys), 1995	577
Monitoring the future: A continuing study of American youth, 1995	577
Monitoring the future: A continuing study of American youth (8th- and 10th-grade surveys), 1996	577
Monitoring the future: A continuing study of American youth (12th-grade survey), 1996.	577
Monitoring the future: A continuing study of American youth (8th- and 10th-grade surveys), 1997	578
Monitoring the future: A continuing study of American youth (12th-grade survey), 1997.	578
Monitoring the future: A continuing study of American youth (8th- and 10th-grade surveys), 1998	578
Monitoring the future: A continuing study of American youth (12th-grade survey), 1998.	579
Monitoring the future: A continuing study of American youth (8th- and 10th-grade surveys), 1999	579
Monitoring the future: A continuing study of American youth (12th-grade survey), 1999.	579
Monitoring the future: A continuing study of American youth (8th- and 10th-grade surveys), 2000	579
Monitoring the future: A continuing study of American youth (12th-grade survey), 2000.	580
Mortality detail files, 1968–1991	416
Mortality detail file, 1992.	417
Mortality detail file: External cause extract, 1968–1978, 1979–1980	417
Multiple cause of death, 1982.	418
Multiple cause of death, 1983.	418
Multiple cause of death, 1984.	419
Multiple cause of death, 1985.	419
Multiple cause of death, 1986.	419
Multiple cause of death, 1987.	419
Multiple cause of death, 1988.	419
Multiple cause of death, 1989.	419
Multiple cause of death, 1990.	419
Multiple cause of death, 1991.	419
Multiple cause of death, 1992.	419
Multiple cause of death, 1993.	420
Multiple cause of death, 1994.	420
Multiple cause of death, 1995.	420
Multiple cause of death, 1996.	420
Multiple cause of death, 1997.	421
Multiple cause of death, 1998.	421
Multisite evaluation of shock incarceration: [Florida, Georgia, Illinois, Louisiana, Oklahoma, South Carolina, and Texas], 1987–1992.	126
Multi-user database on the attributes of United States Appeals Court judges, 1801–1994.	251

Multnomah County [Oregon] jury project, 1973–1976	216
Murder cases in 33 large urban counties in the United States, 1988	386
National assessment of criminal justice needs, 1983: [United States]	268
National assessment of gangs in correctional facilities, 1992	70
National assessment program survey of criminal justice agencies in the United States, 1992–1994.	282
National assessment program survey of criminal justice personnel in the United States, 1986.	281
National assessment survey of law enforcement anti-gang information resources, 1990–1991.	450
National corrections reporting program, 1983: [United States].	85
National corrections reporting program, 1983–1999 [United States] — CD-ROM	661
National corrections reporting program, 1984: [United States].	85
National corrections reporting program, 1985: [United States].	85
National corrections reporting program, 1986: [United States].	86
National corrections reporting program, 1987: [United States].	86
National corrections reporting program, 1988: [United States].	87
National corrections reporting program, 1989: [United States].	87
National corrections reporting program, 1990: [United States].	87
National corrections reporting program, 1991: [United States].	88
National corrections reporting program, 1992: [United States].	88
National corrections reporting program, 1993: [United States].	89
National corrections reporting program, 1994: [United States].	89
National corrections reporting program, 1995: [United States].	90
National corrections reporting program, 1996: [United States].	90
National corrections reporting program, 1997: [United States].	90
National corrections reporting program, 1998: [United States].	91
National crime surveys extract: Personal crime longitudinal files, 1976–1982	546
National crime surveys longitudinal file, 1988–1989: [Selected variables].	550
National crime surveys redesign data: Peoria record check study	536
National crime surveys: Cities attitude sub-sample, 1972–1975	12
National crime surveys: Cities, 1972–1975	517
National crime surveys: Crime school supplement, 1989.	523
National crime surveys: Index of crime severity, 1977	427
National crime surveys: National sample of rape victims, 1973–1982	518
National crime surveys: National sample, 1973–1983	518
National crime surveys: National sample, 1979–1987 [Revised questionnaire].	520
National crime surveys: National sample, 1986–1992 [Near-term data]	520
National crime surveys: Redesign data, 1975–1979	522
National crime surveys: Reverse record check studies: Washington, DC, San Jose, and Baltimore, 1970–1971	517
National crime surveys: Victim risk supplement, 1983	522
National crime victimization survey, 1992–1999	524
National crime victimization survey, 1999–2000	525
National crime victimization survey: School crime supplement, 1995	523
National crime victimization survey: School crime supplement, 1999	524
National evaluation of the community anti-crime program, 1979–1981	33
National evaluation of Title I of the 1994 crime act: Survey sampling frame of law enforcement agencies, 1993–1997	288
National health interview survey, 1991: Drug and alcohol use supplement	611
National household survey on drug abuse, 1979	617
National household survey on drug abuse, 1982	618
National household survey on drug abuse, 1985	618

National household survey on drug abuse, 1988	618
National household survey on drug abuse, 1990	619
National household survey on drug abuse, 1991	619
National household survey on drug abuse, 1992	619
National household survey on drug abuse, 1993	619
National household survey on drug abuse, 1994	619
National household survey on drug abuse, 1995	620
National household survey on drug abuse, 1996	620
National household survey on drug abuse, 1997	621
National household survey on drug abuse, 1998	622
National household survey on drug abuse, 1999	622
National incidence studies of missing, abducted, runaway, and throwaway children (NISMART), 1988	323
National incident-based reporting system, 1995	402
National incident-based reporting system, 1996	402
National incident-based reporting system, 1997	402
National incident-based reporting system, 1998	402
National incident-based reporting system, 1999	402
National indigent criminal defense survey, 1982: [United States]	195
National jail census, 1970	92
National jail census, 1972	92
National jail census, 1978	92
National jail census, 1983	92
National jail census, 1988	92
National jail census, 1993	92
National judicial reporting program, 1986: [United States]	162
National judicial reporting program, 1988: [United States]	162
National judicial reporting program, 1990: [United States]	162
National judicial reporting program, 1992: [United States]	163
National judicial reporting program, 1994: [United States]	163
National judicial reporting program, 1996: [United States]	163
National judicial reporting program, 1998: [United States]	163
National justice agency list, 1980	261
National justice agency list, 1985	262
National justice agency list, 1986	262
National justice agency list, 1987	262
National justice agency list, 1992	262
National justice agency list, 1995	263
National manpower survey, 1973-1976	266
National maternal and infant health survey, 1988	612
National opinion survey of crime and justice, 1995	18
National pretrial reporting program, 1988-1989	186
National pretrial reporting program, 1990-1991	186
National pretrial reporting program, 1992-1993	187
National prosecutors survey, 1990	202
National prosecutors survey, 1992	202
National prosecutors survey, 1994	203
National prosecutors survey, 1996	203
National study of innovative and promising programs for women offenders, 1994-1995	133
National study of law enforcement agencies' policies regarding missing children and homeless youth, 1986	447
National study of private ownership of firearms in the United States, 1994	23

National supported work evaluation study, 1975–1979: Public use files	607
National survey of adolescents in the United States, 1995	546
National survey of AIDS in correctional facilities, 1985–1990, 1992	64
National survey of Black Americans, 1979–1980	42
National survey of Black Americans, Waves 1–4, 1979–1980, 1987–1988, 1988–1989, 1992	42
National survey of children: Wave I, 1976, Wave II, 1981, and Wave III, 1987	381
National survey of community policing strategies, 1992–1993	432
National survey of court organization: Courts and court division, 1971–1972	203
National survey of DNA crime laboratories, 1998	441
National survey of field training programs for police officers, 1985–1986	478
National survey of indigent defense systems (NSIDS), 1999	204
National survey of investigations in the community policing context, 1997	508
National survey of judges and court practitioners, 1991	243
National survey of lawyers' career satisfaction, Wave I, 1984, and Wave II, 1990	219
National survey of residential group care facilities for children and youth, 1981	154
National survey of weapon-related experiences, behaviors, and concerns of high school youth in the United States, 1996	357
National survey of youth, 1967	328
National survey of youth, 1972	328
National victim assistance agency survey, 1992	551
National youth gang intervention and suppression survey, 1980–1987	361
National youth survey [United States]: Wave I, 1976	316
National youth survey [United States]: Wave II, 1977	316
National youth survey [United States]: Wave III, 1978	317
National youth survey [United States]: Wave IV, 1979	317
National youth survey [United States]: Wave V, 1980	317
National youth survey [United States]: Wave VI, 1983	317
National youth survey [United States]: Wave VII, 1987	317
Nature and patterns of homicide in eight American cities, 1978	427
Nature and sanctioning of white collar crime, 1976–1978: Federal judicial districts	374
Nature and scope of violence against women in San Diego [California], 1996–1998	554
Nebraska juvenile court records, 1975–1987	182
Nebraska juvenile court records, 1994	183
Nebraska juvenile court records, 1988–1993	183
Neighborhood revitalization and disorder in Salt Lake City, Utah, 1993–2000	33
New Jersey statewide criminal justice guidelines evaluation, 1979	239
New Jersey statewide criminal justice guidelines evaluation, 1980: Inmate survey data	239
New Orleans offender study, 1973–1986	325
New York City court employment project evaluation study, 1976–1979	247
New York drug law evaluation project, 1973	568
<i>New York Times</i> New York City police department poll, January 2001	22
<i>New York Times</i> race relations survey, March 1987: New York City	22
Offender based transaction statistics (OBTS), 1979: Hawaii	164
Offender based transaction statistics (OBTS), 1980: California, Ohio, New York, Pennsylvania, Utah	164
Offender based transaction statistics (OBTS), 1981: California, Ohio, Pennsylvania, Utah, Minnesota, New York, Virginia	164
Offender based transaction statistics (OBTS), 1982: California, Ohio, Pennsylvania, Utah, Minnesota, New York, Virgin Islands, Virginia	164
Offender based transaction statistics (OBTS), 1983: California, Minnesota, Nebraska, New York, Ohio, Pennsylvania, Utah, Virgin Islands, and Virginia	165

Offender based transaction statistics (OBTS), 1984: Alaska, California, Delaware, Georgia, Minnesota, Missouri, Nebraska, New York, Ohio, Pennsylvania, and Virginia	165
Offender based transaction statistics (OBTS), 1985: Alaska, California, Delaware, Georgia, Minnesota, Missouri, Nebraska, New York, Pennsylvania, and Virginia	165
Offender based transaction statistics (OBTS), 1986: Alabama, Alaska, California, Delaware, Georgia, Minnesota, Missouri, Nebraska, New York, Pennsylvania, and Virginia	165
Offender based transaction statistics (OBTS), 1987: Alabama, Alaska, California, Delaware, Georgia, Minnesota, Missouri, Nebraska, New Jersey, New York, Pennsylvania, Utah, Vermont, and Virginia	165
Offender based transaction statistics (OBTS), 1988: Alabama, Alaska, California, Delaware, Idaho, Kentucky, Minnesota, Missouri, Nebraska, New Jersey, New York, Oregon, Pennsylvania, Utah, Vermont, and Virginia	165
Offender based transaction statistics (OBTS), 1989: Alabama, Alaska, California, Idaho, Kentucky, Minnesota, Missouri, Nebraska, New Jersey, New York, Pennsylvania, Vermont, and Virginia	166
Offender based transaction statistics (OBTS), 1990: Alabama, Alaska, California, Idaho, Minnesota, Missouri, Nebraska, New Jersey, New York, Pennsylvania, Vermont, and Virginia	166
Operation hardcore [crime] evaluation: Los Angeles, 1976–1980	278
Organizations convicted in federal criminal courts, 1987–1998: [United States]	243
Organizations convicted in federal criminal courts, 1999	245
Organized crime business activities and their implications for law enforcement, 1986–1987.	455
Participation in illegitimate activities: Ehrlich revisited, 1960	426
Patterns of behavior in police and citizen transactions: Boston, Chicago, and Washington, DC, 1966	491
Patterns of drug use and their relation to improving prediction of patterns of delinquency and crime in Racine, Wisconsin, 1961–1988	637
Penal code citations: Sentencing in 18 American felony courts, 1983	211
Pennsylvania sentencing data, 1977, 1980, 1983	186
Pennsylvania sentencing data, 1996	231
Perceptual deterrence and desistance from crime: A study of repetitive serious property offenders in Tennessee, 1987–1988	359
Phoenix [Arizona] use of force project, June 1994	457
Physical violence in American families, 1976	561
Physical violence in American families, 1985	535
Plea bargaining in the United States, 1978	225
Police and child abuse: Policies and practices in the United States, 1987–1988	473
Police corruption in thirty agencies in the United States, 1997	469
Police departments, arrests and crime in the United States, 1860–1920.	481
Police documentation of drunk driving arrests, 1984–1987: Los Angeles, Denver, and Boston	639
Police performance and case attrition in Los Angeles County, 1980–1981	488
Police referral practices and social service agency practices in three metropolitan areas, 1977	483
Police response time analysis, 1975	464
Police response to street gang violence in California: Improving the investigative process, 1985	468
Police services study, Phase II, 1977: Rochester, St. Louis, and St. Petersburg	483
Police stress and domestic violence in police families in Baltimore, Maryland, 1997–1999.	460

Police use of deadly force, 1970–1979	478
Police use of force [United States]: Official reports, citizen complaints, and legal consequences, 1991–1992	485
Police use of force data, 1996: [United States]	442
Police use of force in Metro-Dade, Florida, and Eugene and Springfield, Oregon, 1993–1995	431
Police-public contact survey, 1999: [United States]	442
Port Authority cargo theft data of New Jersey and New York, 1978–1980	326
Predicting recidivism in North Carolina, 1978 and 1980	147
Predictive sentencing of 16–18 year old male habitual traffic offenders, 1969–1975: [Oklahoma]	247
Prejudice and violence in the American workplace, 1988–1991: Survey of an eastern corporation	534
Pretrial home detention with electronic monitoring: An evaluation in Marion County, Indiana, 1988–1989	130
Pretrial release data, 1969	228
Pretrial release practices in the United States, 1976–1978	189
Prevalence of five gang structures in 201 cities in the United States, 1992 and 1995	339
Prison crowding and forced releases in Illinois, 1979–1982	65
Procedural reform of jury murder convictions in Georgia, 1970–1978	197
Production and consumption of research in police agencies in the United States, 1989–1990	469
Profiling the needs of the California Youth Authority's female population, 1996	136
Project on human development in Chicago neighborhoods: Community survey, 1994–1995	35
Prosecution and defense strategies in domestic violence felonies in Iowa, 1989–1995	217
Prosecution of domestic violence cases in the United States, 1993–1994	232
Prosecution of felony arrests, 1982: Portland, Oregon, and Washington, DC	156
Prosecution of felony arrests, 1982: St. Louis	156
Prosecution of felony arrests, 1986: Indianapolis, Los Angeles, New Orleans, Portland, St. Louis, and Washington, DC	160
Prosecutorial discretion and plea bargaining in federal criminal courts in the United States, 1983–1990	245
Prosecutors management and information system (PROMIS) data, Washington, DC, 1974–1975	173
Prosecutors management and information system (PROMIS), New Orleans, 1979	173
Prosecutors management and information system (PROMIS), Rhode Island, 1979	173
Prosecutors management and information system (PROMIS), St. Louis, 1979	173
Providing help to victims: A study of psychological and material outcomes in New York City, 1984–1985	530
Psychological classification of adult male inmates in federal prison in Indiana, 1986–1988	151
Public and private resources in public safety [United States]: Metropolitan area panel data, 1977 and 1982	296
Public attitudes toward deviant behavior, 1972: Iowa, New Jersey, and Oregon	25
Public attitudes toward lawyers and legal disputes, 1993: [United States]	19
Public attitudes toward the criminal justice system and criminal victimization in North Carolina, 1971	23
Public image of courts, 1977: General public data	229
Public image of courts, 1977: Special publics data	229
Public support for rehabilitation in Ohio, 1996	10
Quality of life in the Detroit metropolitan area, 1975	53

Race of prisoners admitted to state and federal institutions in the United States, 1926–1986.....	105
Reactions to crime in Atlanta and Chicago, 1979–1980.....	55
Reactions to crime project, 1977 [Chicago, Philadelphia, San Francisco]: Survey on fear of crime and citizen behavior.....	15
Recidivism among convicted drunk drivers: Minnesota, 1982.....	611
Recidivism among released prisoners, 1983: [United States].....	97
Recidivism among young parolees: A study of inmates released from prison in 22 states, 1978.....	98
Recidivism of felons on probation, 1986–1989: [United States].....	98
Reconsidering domestic violence recidivism: Individual and contextual effects of court dispositions and stake in conformity in Hamilton County, Ohio, 1993–1998.....	192
Reducing disorder, fear, and crime in public housing: Evaluation of a drug-crime elimination program in Spokane, Washington, 1992–1995.....	343
Reducing fear of crime: Program evaluation surveys in Newark and Houston, 1983–1984.....	552
Reducing prison violence by more effective inmate management: An experiment field test of the prisoner management classification (PMC) system in Washington State, 1987–1988.....	66
Reexamining the Minneapolis repeat complaint address policing (RECAP) experiment, 1986–1987.....	437
Registry of randomized criminal justice experiments in sanctions, 1951–1983.....	293
Reintegrative shaming experiments (RISE) in Australia, 1995–1999.....	289
Relationship of mental disorder to violent behavior in the United States, 1983–1984.....	313
Relationships between employment and crime: A survey of Brooklyn residents, 1979–1980.....	60
Religiousness and post-release community adjustment in the United States, 1990–1998.....	148
Repeat complaint address policing: Two field experiments in Minneapolis, 1985–1987.....	496
Repeat offender laws in the United States: Forms, uses, and perceived value, 1983.....	280
Reporting of drug-related crimes: Resident and police perspectives in the United States, 1988–1990.....	593
Reporting sexual assault to the police in Honolulu, Hawaii, 1987–1992.....	558
Research on minorities, [1981]: Race and crime in Atlanta and Washington, DC.....	314
Residential neighborhood crime control project: Hartford, Connecticut, 1973, 1975–1977, 1979.....	36
Response to domestic violence in the Quincy, Massachusetts, District Court, 1995–1997.....	205
Retail-level heroin enforcement and property crime in 30 cities in Massachusetts, 1980–1986.....	605
Risk factors for male-perpetrated domestic violence in Vietnam veteran families in the United States, 1988.....	336
Risk factors for violent victimization of women in a major northeastern city, 1990–1991 and 1996–1997.....	559
Robberies in Chicago, 1982–1983.....	428
Robbery of financial institutions in Indiana, 1982–1984.....	383
Role of police psychology in controlling excessive force in 50 large cities in the United States, 1992.....	495
Role of stalking in domestic violence crime reports generated by the Colorado Springs Police Department, 1998.....	366
Sanctions in the justice system, 1942–1977: The effects on offenders in Racine, Wisconsin.....	495

Sandhills [North Carolina] vocational delivery system evaluation project, 1983–1987	123
School culture, climate, and violence: Safety in middle schools of the Philadelphia public school system, 1990–1994	61
Screening of youth at risk for delinquency in Oregon, 1980–1985	341
Search and seizure data, 1963	227
Search warrant procedures in seven cities, 1984: [United States]	506
Security by design: Revitalizing urban neighborhoods in the United States, 1994–1996	53
Selecting career criminals for priority prosecution, 1984–1986: Los Angeles County, California and Middlesex County, Massachusetts	206
Sentencing in eight United States District Courts, 1973–1978	172
Sentencing outcomes in 28 felony courts, 1985 [United States]	212
SETUPS: American politics: Fear of crime	9
Sex discrimination as perceived by adult males and females, 1985: [New Jersey]	23
Shock incarceration in Louisiana, 1987–1989	128
Six-year follow-up study on career criminals, 1970–1976: [United States]	324
SLATS truck theft data of New York City, 1976–1980	327
Slave trials in Anderson and Spartanburg counties, South Carolina, 1818–1861	172
Social correlates of official index crime rates for states, SMSAs, and cities [United States]: A macro-level dataset for 1950, 1960, 1970, and 1980	312
Social order in Middletown, 1932–1975	332
Socioeconomic and demographic characteristics of synthetic drug users in San Diego and Washington, DC, 1990	596
Soviet emigre organized crime networks in the United States, 1992–1995	321
Spatial analysis of crime in Appalachia [United States], 1977–1996	306
Specific deterrent effects of arrest for domestic assault: Minneapolis, 1981–1982	433
Spouse abuse replication project in Metro-Dade County, Florida, 1987–1989	487
State and local probation and parole systems, 1976	264
State and local prosecution and civil attorney systems, 1976	264
State appellate court adaptation to caseload increase, 1968–1984: [United States]	224
State court organization, 1998: [United States]	229
State court processing statistics, 1990, 1992, 1994, and 1996: Felony defendants in large urban counties	166
State court statistics, 1985–1999: [United States]	184
State strategic planning under the drug control and system improvement formula grant program in the United States, 1990	271
Strategic lawsuits against public participation (SLAPPs), 1987–1990: [United States]	167
Strategies for retaining offenders in mandatory drug treatment programs in Kings County, New York, 1994–1995	644
Street gangs and drug sales in Pasadena and Pomona, California, 1989–1991	608
Street-level view of community policing in the United States, 1995	471
Study of race, crime, and social policy in Oakland, California, 1976–1982	363
Study of tribal and Alaska Native juvenile justice systems in the United States, 1990	230
Supervised pretrial release programs, 1979–1982: Miami, Milwaukee, and Portland	68
Survey of adults on probation, 1995: [United States]	99
Survey of American prisons and jails, 1979	64
Survey of California prison inmates, 1976	140
Survey of campus law enforcement agencies, 1995: [United States]	443
Survey of drug enforcement tactics of law enforcement agencies in the United States, 1992	506

Survey of facilities for runaway and homeless youth, 1983–1988	365
Survey of gun owners in the United States, 1996	40
Survey of households in five judicial districts of the United States:	
A civil litigation project, 1977–1979	239
Survey of inmates in state and federal correctional facilities, 1997	103
Survey of inmates of federal correctional facilities, 1991	106
Survey of inmates of local jails, 1983: [United States]	100
Survey of inmates of local jails, 1989: [United States]	101
Survey of inmates of local jails, 1996: [United States]	101
Survey of inmates of state correctional facilities and census of state adult correctional facilities, 1974	102
Survey of inmates of state correctional facilities, 1979	102
Survey of inmates of state correctional facilities, 1986: [United States]	102
Survey of inmates of state correctional facilities, 1991: [United States]	103
Survey of jail and prison inmates, 1978	144
Survey of jail inmates, 1972	104
Survey of jail inmates, 1978	104
Survey of judges on the role of courts in American society, 1979	250
Survey of lawyers in the metropolitan New York media market, 1989	234
Survey of parents and children, 1990: [United States]	21
Survey of prosecutorial response to bias-motivated crime in the United States, 1994–1995	234
Survey of prosecutors' views on children and domestic violence in the United States, 1999	249
Survey of tort litigants in three state courts, 1989–1990: [United States]	175
Survey of victimization and attitudes towards crime and law enforcement in Boston and Chicago, 1966	492
Survey of youths in custody, 1987: [United States]	104
Survey on street disorder in large municipalities in the United States, 1994–1996	447
Systems and training requirements for criminal justice participants (Project STAR), 1971–1974: California, Michigan, New Jersey, Texas	253
Techniques for assessing the accuracy of recidivism prediction scales, 1960–1980: [Miami, Albuquerque, New York City, Alameda and Los Angeles counties, and the State of California]	311
Teenage attitudes and practices survey, 1989: [United States]	19
Teenage attitudes and practices survey II, 1993: [United States]	20
Termination of criminal careers: Measurement of rates and their determinants in Detroit SMSA, 1974–1977	309
Testing theories of criminality and victimization in Seattle, 1960–1990	552
Transitional aid research project (TARP), 1976–1977	146
Trends in American homicide, 1968–1978: Victim-level supplementary homicide reports	424
Turnover among Alaska village public safety officers, 1994–1999	507
Understanding crime victimization among college students in the United States, 1993–1994	599
Understanding the use of force by and against the police in six jurisdictions in the United States, 1996–1997	458
Uniform crime reporting program [United States]: Arrests by age, sex, and race for police agencies in metropolitan statistical areas, 1960–1997	404
Uniform crime reporting program data [United States], 1966–1976	403
Uniform crime reporting program data [United States]: 1975–1997	389
Uniform crime reporting program data [United States]: County level arrest and offenses data, 1977–1983	391

Uniform crime reporting program data [United States]: County level arrest and offenses data, 1984	392
Uniform crime reporting program data [United States]: County-level detailed arrest and offense data, 1989	394
Uniform crime reporting program data [United States]: County-level detailed arrest and offense data, 1990	394
Uniform crime reporting program data [United States]: County-level detailed arrest and offense data, 1991	395
Uniform crime reporting program data [United States]: County-level detailed arrest and offense data, 1992	395
Uniform crime reporting program data [United States]: County-level detailed arrest and offense data, 1993	396
Uniform crime reporting program data [United States]: County-level detailed arrest and offense data, 1994	396
Uniform crime reporting program data [United States]: County-level detailed arrest and offense data, 1995	397
Uniform crime reporting program data [United States]: County-level detailed arrest and offense data, 1996	398
Uniform crime reporting program data [United States]: County-level detailed arrest and offense data, 1997	399
Uniform crime reporting program data [United States]: County-level detailed arrest and offense data, 1998	400
Uniform crime reporting program data [United States]: County-level detailed arrest and offense data, 1999	400
Uniform crime reporting program data [United States]: Detailed arrest and offense data for 321 counties, 1988	393
Uniform crime reporting program data [United States]: Hate crime data, 1992	403
Uniform crime reporting program data [United States]: Hate crime data, 1993	403
Uniform crime reporting program data [United States]: Hate crime data, 1994	403
Uniform crime reporting program data [United States]: Hate crime data, 1995	403
Uniform crime reporting program data [United States]: Hate crime data, 1996	403
Uniform crime reporting program data [United States]: Hate crime data, 1997	403
Uniform crime reporting program data [United States]: Hate crime data, 1998	403
Uniform crime reporting program data [United States]: Hate crime data, 1999	403
Uniform crime reporting program data [United States]: Offenses known and clearances by arrest in all cities with populations over 250,000, 1987–1988	408
Uniform crime reporting program data [United States]: Offenses known and clearances by arrest in all cities with populations over 250,000, 1989	408
Uniform crime reporting program data [United States]: Offenses known and clearances by arrest, 1993	389
Uniform crime reporting program data [United States]: Offenses known and clearances by arrest, 1999	390
Uniform crime reporting program data [United States]: Police employee (LEOKA) data, 1998	390
Uniform crime reporting program data [United States]: Police employee (LEOKA) data, 1999	390
Uniform crime reporting program data [United States]: Property stolen and recovered, 1998	390
Uniform crime reporting program data [United States]: Property stolen and recovered, 1999	390
Uniform crime reporting program data [United States]: Supplementary homicide reports, 1998	391

Uniform crime reporting program data [United States]: Supplementary homicide reports, 1999.....	391
Uniform crime reports (UCR) and federal information processing standards (FIPS) state and county geographic codes, 1990: United States	406
Uniform crime reports [United States]: Homicide victimization and offending rates, 1976-1999.....	412
Uniform crime reports [United States]: Supplementary homicide reports, 1976-1983.....	409
Uniform crime reports [United States]: Supplementary homicide reports, 1976-1992.....	409
Uniform crime reports [United States]: Supplementary homicide reports, 1976-1994.....	410
Uniform crime reports [United States]: Supplementary homicide reports, 1976-1997.....	411
Uniform crime reports [United States]: Supplementary homicide reports, 1976-1998.....	411
Uniform crime reports [United States]: Supplementary homicide reports, 1976-1999.....	412
Uniform crime reports, 1958-1969, and county and city data books, 1962, 1967, 1972: Merged data	405
Uniform crime reports, 1966-1976: Data aggregated by standard metropolitan statistical areas	405
Uniform crime reports: Arrest data for 121 counties in the United States, 1986	404
Uniform crime reports: Arrest data for the 75 most populous counties in the United States, 1986	404
Uniform crime reports: County level arrest and offense data, 1986	393
Uniform crime reports: County level detailed arrest and offense data, 1985 and 1987.....	392
Uniform crime reports: County level detailed arrest and offense data, 1988	393
Uniform crime reports: Monthly weapon-specific crime and arrest time series, 1975-1993 [National, state, and 12-city data].....	406
Uniform crime reports: National time series community-level database, 1967-1980.....	407
Uniform crime reports: Offenses known and clearances by arrest time series data, 1965-1983.....	408
United Nations world crime surveys: First survey, 1970-1975, and second survey, 1975-1980.....	422
United Nations world crime surveys: Fourth survey, 1986-1990	423
United Nations world surveys on crime trends and criminal justice systems, 1970-1994: Restructured five-wave data	266
United States Courts of Appeals database Phase 1, 1925-1988	236
United States federal mandatory minimum statutes study, 1989-1990	246
United States Supreme Court judicial database, 1953-1997 terms	237
United States Supreme Court judicial database, Phase II: 1953-1993	215
Use and effectiveness of fines, jail, and probation in municipal courts in Los Angeles County, 1981-1984	114
Use and effectiveness of hypnosis and the cognitive interview for enhancing eyewitness recall: Philadelphia, 1988-1989	482
Use of adjuncts to supplement judicial resources in six jurisdictions, 1983-1986: [United States].....	195
Use of computerized crime mapping by law enforcement in the United States, 1997-1998.....	472
Validating prison security classification instruments in Hawaii, 1984-1985	111
Validation of a risk assessment instrument for juvenile probationers in Alameda County, California, 1996	135
Validation of the RAND selective incapacitation survey and the low risk assessment scale in Colorado, 1982 and 1986.....	129
Valuation of specific crime rates in the United States, 1980 and 1990	299
Variations in criminal patterns among narcotic addicts in Baltimore and New York City, 1983-1984.....	629

Victim impact statements: Their effect on court outcomes and victim satisfaction in New York, 1988–1990	531
Victims and witnesses in Milwaukee County, Wisconsin: Impact of crime and experience with the criminal justice system, 1974–1975	547
Victims' needs and victim services, 1988–1989: Evanston, Rochester, Pima County, and Fayette County	560
Victims' ratings of police services in New York and Texas, 1994–1995 survey	184
Violence against police: Baltimore County, Maryland, 1984–1986	502
Violence against women: Developmental antecedents among Black, Caucasian, and Hispanic women in the United States, 1987-1988 and 1992-1994	648
Violence and crime in cross-national perspective, 1900–1974	383
Violence and threats of violence against women and men in the United States, 1994–1996.	367
Violence research data, 2nd edition — CD-ROM.	657
Violent incidents among selected public school students in two large cities of the South and the southern Midwest, 1995: [United States]	47
Violent offending by drug users: Longitudinal arrest histories of adults arrested in Washington, DC, 1985–1986	589
WABC-TV/ <i>New York Daily News</i> race relations poll, January 1988	26
WABC-TV/ <i>New York Daily News</i> subway shooting follow-up poll, March 1985.	26
WABC-TV/ <i>New York Daily News</i> subway shooting-vigilante poll, January 1985	26
Washington Post Mayor Barry poll, January 1990	28
Washington Post Mayor Barry verdict poll, August 1990	29
Washington, DC, metropolitan area drug study (DC*MADS), 1991: Homeless and transient population	613
Washington, DC, metropolitan area drug study (DC*MADS), 1991: Household and nonhousehold populations.	614
Washington, DC, metropolitan area drug study (DC*MADS), 1992: Drug use among DC women delivering live births in DC hospitals	615
WCBS-TV News/ <i>New York Times</i> New York City and suburban poll, November 1991.	27
WCBS-TV News/ <i>New York Times</i> race relations poll, June 1988	27
WCBS-TV News/ <i>New York Times</i> race relations poll, June 1990	28
White-collar criminal careers, 1976–1978: Federal judicial districts	371
Women and violence in Chicago, Illinois, 1994–1995	549
Women correctional officers in California, 1979	121
Women in prison, 1800–1935: Tennessee, New York, and Ohio.	143
Work and family services for law enforcement personnel in the United States, 1995	451
Work release in the state of Washington, 1990–1993	150
Xenon (New Jersey) commercial burglary data, 1979–1981	327
Youth under 18 years old in adult prisons in the United States, 1997	125
Youths and deterrence: Columbia, South Carolina, 1979–1981	349

Index of study numbers

0049	Analysis of arrests in Paris, June 1848	425
2021	Work release in the state of Washington, 1990–1993	150
2022	Assessment of a multiagency approach to drug-involved gang members in San Diego County, California, 1988–1992	635
2023	Community supervision of drug-involved probationers in San Diego County, California, 1991–1993	119
2024	Evaluation of day fines in Maricopa County, Arizona, 1991–1993	149
2025	Experimental evaluation of drug testing and treatment interventions for probationers in Maricopa County, Arizona, 1992–1994	108
2026	School culture, climate, and violence: Safety in middle schools of the Philadelphia public school system, 1990–1994	61
2027	Violent incidents among selected public school students in two large cities of the South and the southern Midwest, 1995: [United States]	47
2028	Evaluation of the reasoning and rehabilitation cognitive skills development program implemented in juvenile intensive supervision probation in Colorado, 1994–1995	142
2038	State court processing statistics, 1990, 1992, and 1994: Felony defendants in large urban counties	166
2039	Survey of adults on probation, 1995: [United States]	99
2086	United States Courts of Appeals database Phase 1, 1925–1988	236
2155	Washington, DC, metropolitan area drug study (DC*MADS), 1991: Household and nonhousehold populations	614
2175	ABC News/ <i>Washington Post</i> drug poll, February 1997	565
2194	National corrections reporting program, 1995: [United States]	90
2201	Multiple cause of death, 1994	420
2257	Expenditure and employment data for the criminal justice system [United States]: CJEE extracts file, 1994	258
2259	National incident-based reporting system, 1995	402
2260	Directory of law enforcement agencies, 1996: [United States]	439
2266	Directory of law enforcement agencies, 1992: [United States]	439
2268	Monitoring the future: A continuing study of American youth (12th-grade survey), 1996	577
2310	Justice systems processing of child abuse and neglect cases in a local jurisdiction (county) in the United States, 1993–1994	294
2311	Evaluation of the midtown community court in New York City, 1992–1994	187
2312	Early identification of the serious habitual juvenile offender using a birth cohort in Philadelphia, 1958–1984	369
2313	National survey of jails: Jurisdiction-level data, 1997	96
2346	Washington, DC, metropolitan area drug study (DC*MADS), 1991: Homeless and transient population	613
2347	Washington, DC, metropolitan area drug study (DC*MADS), 1992: Drug use among DC women delivering live births in DC hospitals	615
2350	Monitoring the future: A continuing study of American youth (8th- and 10th-grade surveys), 1996	577
2352	Crime changes in Baltimore, 1970–1994	56
2370	Psychological classification of adult male inmates in federal prison in Indiana, 1986–1988	151

2371	Impact of neighborhood structure, crime, and physical deterioration on residents and business personnel in Minneapolis-St. Paul, 1970-1982	58
2389	Uniform crime reporting program data [United States]: County-level detailed arrest and offense data, 1996	398
2390	Monitoring the future: A continuing study of American youth (8th- and 10th-grade surveys), 1995	577
2391	National household survey on drug abuse, 1996	620
2392	Multiple cause of death, 1995	420
2433	National prosecutors survey, 1996	203
2434	Data on crime and community [CD0024]	651
2448	National corrections reporting program, 1996: [United States]	90
2465	National incident-based reporting system, 1996	402
2467	Impact of constitutional and statutory protection on crime victims' rights in four states in the United States, 1995	511
2475	Monitoring the future: A continuing study of American youth (8th- and 10th-grade surveys), 1994	576
2476	Monitoring the future: A continuing study of American youth (8th- and 10th-grade surveys), 1997	578
2477	Monitoring the future: A continuing study of American youth (12th-grade survey), 1997	578
2478	Longitudinal study of criminal career patterns of former California Youth Authority wards, 1965-1984	329
2479	Survey on street disorder in large municipalities in the United States, 1994-1996	447
2480	Communication of innovation in policing in the United States, 1996	507
2481	Effects of community policing on tasks of street-level police officers in Ohio, 1981 and 1996	502
2513	United Nations world surveys on crime trends and criminal justice systems, 1970-1994: Restructured five-wave data	266
2520	Impacts of specific incivilities on responses to crime and local commitment, 1979-1994: [Atlanta, Baltimore, Chicago, Minneapolis-St. Paul, and Seattle]	59
2521	Monitoring the future: A continuing study of American youth (8th- and 10th-grade surveys), 1991	574
2522	Monitoring the future: A continuing study of American youth (8th- and 10th-grade surveys), 1992	575
2523	Monitoring the future: A continuing study of American youth (8th- and 10th-grade surveys), 1993	575
2538	Uniform crime reporting program [United States]: Arrests by age, sex, and race for police agencies in metropolitan statistical areas, 1960-1995	404
2542	Florida's criminal justice workforce research information system, 1985-1996	264
2543	Public support for rehabilitation in Ohio, 1996	10
2556	Prosecution of domestic violence cases in the United States, 1993-1994	232
2557	Benefits and limitations of civil protection orders for victims of domestic violence in Wilmington, Delaware, Denver, Colorado, and the District of Columbia, 1994-1995	219
2558	Increasing the efficiency of police departments in Allegany County, New York, 1994-1995	460
2560	Community policing and police agency accreditation in the United States, 1992 and 1994	448
2561	Divorce mediation and domestic violence in the United States, 1993	349

2564	Crack, powder cocaine, and heroin: Drug purchase and use patterns in six cities in the United States, 1995–1996	493
2565	Uniform crime reports (UCR) and federal information processing standards (FIPS) state and county geographic codes, 1990: United States	406
2566	Violence and threats of violence against women and men in the United States, 1994–1996	367
2570	Impact of gang migration: effective responses by law enforcement agencies in the United States, 1992	342
2575	Inventory of data elements in state and federal corrections information systems, 1998	146
2580	National survey of weapon-related experiences, behaviors, and concerns of high school youth in the United States, 1996	357
2581	Database for forensic anthropology in the United States, 1962–1991	463
2582	Evaluation of a local jail training program in Sacramento County, California, 1994–1995	279
2587	Controlling victimization in schools: Effective discipline and control strategies in a county in Ohio, 1994	45
2589	Evaluation of the impact of system-wide drug testing in Multnomah County, Oregon, 1991–1992	586
2594	Soviet emigre organized crime networks in the United States, 1992–1995	321
2598	Survey of inmates in state and federal correctional facilities, 1997	103
2599	Longitudinal data on crime [CD0030].	655
2612	Impact of community policing at the street level: an observational study in Richmond, Virginia, 1992	476
2613	National corrections reporting program, 1997: [United States]	90
2626	Criminal behavior of gangs in Aurora and Denver, Colorado, and Broward County, Florida: 1993–1994	332
2628	Reducing disorder, fear, and crime in public housing: Evaluation of a drug-crime elimination program in Spokane, Washington, 1992–1995	343
2629	Police corruption in thirty agencies in the United States, 1997	469
2632	Developing a juvenile risk assessment instrument for Iowa state evaluation capacity building, 1994–1995	334
2652	Evaluation of the New York City Department of Probation's drug treatment initiative, 1991–1994	598
2654	Developing a problem-oriented policing model in Ada County, Idaho, 1997–1998	592
2660	National judicial reporting program, 1996: [United States].	163
2679	Bethlehem [Pennsylvania] police family group conferencing project, 1993–1997	49
2682	Annual survey of jails: Jurisdiction-level data, 1998	96
2686	Evaluation of the children at risk program in Austin, Texas, Bridgeport, Connecticut, Memphis, Tennessee, Savannah, Georgia, and Seattle, Washington, 1993–1997	38
2687	Juror discussions about evidence, 1997–1998: [Arizona]	216
2696	Work and family services for law enforcement personnel in the United States, 1995	451
2698	Evaluation of the first incarceration shock treatment (FIST) program for youthful offenders in Kentucky, 1993–1994	74
2699	Convenience store crime in Georgia, Massachusetts, Maryland, Michigan, and South Carolina, 1991–1995	372
2702	Multiple cause of death, 1996	420
2704	Evaluation of violence prevention programs in four New York City middle schools, 1993–1994	299

2706	Differences in the validity of self-reported drug use across five factors in Indianapolis, Fort Lauderdale, Phoenix, and Dallas, 1994	636
2729	Changing patterns of homicide and social policy in Philadelphia, Phoenix, and St. Louis, 1980–1994	380
2730	Assessment of a single-purpose substance abuse facility for committed juvenile offenders in Virginia, 1995–1997	116
2735	Evaluation of victim services programs funded by “STOP Violence Against Women” grants in the United States, 1998–1999	360
2736	Capital punishment in the United States, 1973–1996	78
2741	Incapacitation effects of incarcerating drug offenders: Longitudinal arrest histories of adults arrested in Washington, DC, 1985–1986	588
2743	Criminal victimization and perceptions of community safety in 12 United States cities, 1998	515
2750	Survey of gun owners in the United States, 1996	40
2751	Monitoring the future: A continuing study of American youth (12th-grade survey), 1998	579
2752	Monitoring the future: A continuing study of American youth (8th- and 10th-grade surveys), 1998	578
2753	Evaluating anti-gang legislation and gang prosecution units in Clark and Washoe counties, Nevada, 1989–1995	284
2754	Profiling the needs of the California Youth Authority’s female population, 1996	136
2755	National household survey on drug abuse, 1997	621
2756	Drug abuse warning network (DAWN), 1994: [United States]	631
2764	Uniform crime reporting program data [United States]: County-level detailed arrest and offense data, 1997	399
2766	Project on human development in Chicago neighborhoods: Community survey, 1994–1995	35
2777	Security by design: Revitalizing urban neighborhoods in the United States, 1994–1996	53
2788	National study of innovative and promising programs for women offenders, 1994–1995	133
2789	Effectiveness of alternative victim assistance service delivery models in the San Diego region, 1993–1994	555
2792	Prevalence of five gang structures in 201 cities in the United States, 1992 and 1995	339
2793	National incident-based reporting system, 1997	402
2798	Street-level view of community policing in the United States, 1995	471
2800	Evaluation of community policing initiatives in Jefferson County, West Virginia, 1996–1997	479
2805	Juvenile court statistics, 1995: [United States]	180
2811	Prosecution and defense strategies in domestic violence felonies in Iowa, 1989–1995	217
2812	Evaluating the Virginia court-appointed special advocate (CASA) program, 1991–1995	253
2813	Youth under 18 years old in adult prisons in the United States, 1997	125
2824	CrimeStat: A spatial statistics program for the analysis of crime incident locations (Version 1.0)	649
2826	Arrestee drug abuse monitoring (ADAM) program in the United States, 1998	624
2832	Uniform crime reports [United States]: Supplementary homicide reports, 1976–1997	411
2833	National survey of adolescents in the United States, 1995	546
2834	Drug abuse warning network (DAWN), 1997: [United States]	632

2840	Expenditure and employment data for the criminal justice system [United States]: CJEE extracts file, 1995	258
2841	Juvenile court statistics, 1996: [United States].	181
2853	Evaluation of the Washington, DC, Superior Court drug intervention program, 1994–1998.	274
2854	State court organization, 1998: [United States].	229
2857	Crime control effects of sentencing in Essex County, New Jersey, 1976–1997	273
2858	Evaluation of a coordinated community response to domestic violence in Alexandria, Virginia, 1990–1998	347
2859	Clients of street prostitutes in Portland, Oregon, San Francisco and Santa Clara, California, and Las Vegas, Nevada, 1996–1999	347
2876	Law enforcement agency identifiers crosswalk [United States], 1996	260
2878	Use of computerized crime mapping by law enforcement in the United States, 1997–1998	472
2879	National survey of DNA crime laboratories, 1998	441
2883	Civil justice survey of state courts, 1996: [United States]	161
2885	Educating the public about police through public service announcements in Lima, Ohio, 1995–1997	444
2890	Experiment to enhance the reporting of drug use by arrestees in Cleveland, Detroit, and Houston, 1997	642
2891	Evaluation of North Carolina's 1994 structured sentencing law, 1992–1998	269
2894	Juvenile court statistics, 1997: [United States].	181
2895	Examination of crime guns and homicide in Pittsburgh, Pennsylvania, 1987–1998	309
2899	Experiences and needs of formerly intimate stalking victims in southeastern Pennsylvania, 1991–1995.	306
2904	Uniform crime reporting program data [United States]: Offenses known and clearances by arrest, 1998.	389
2905	Uniform crime reporting program data [United States]: Property stolen and recovered, 1998	390
2906	Uniform crime reporting program data [United States]: Supplementary homicide reports, 1998	391
2907	Uniform crime reporting program data [United States]: Police employee (LEOKA) data, 1998	390
2909	Uniform crime reporting program data [United States]: Hate crime data, 1998	403
2910	Uniform crime reporting program data [United States]: County-level detailed arrest and offense data, 1998	400
2929	Case tracking and mapping system developed for the United States Attorney's Office, Southern District of New York, 1997–1998	650
2934	National household survey on drug abuse, 1998.	622
2938	Turnover among Alaska village public safety officers, 1994–1999	507
2939	Monitoring the future: A continuing study of American youth (12th-grade survey), 1999.	579
2940	Monitoring the future: A continuing study of American youth (8th- and 10th-grade surveys), 1999.	579
2958	Women and violence in Chicago, Illinois, 1994–1995	549
2961	Impact of oleoresin capsicum spray on respiratory function in human subjects in sitting and prone maximal restraint positions in San Diego County, 1998	445
2972	Data on women and crime [CD0033].	653
2973	International crime victim survey (ICVS), 1989–1997	545

2974	Evaluating the effects of fatigue on police patrol officers in Lowell, Massachusetts, Polk County, Florida, Portland, Oregon, and Arlington County, Virginia, 1997-1998	466
2976	Police stress and domestic violence in police families in Baltimore, Maryland, 1997-1999	460
2977	Capital punishment in the United States, 1973-1998	78
2979	Annual survey of jails in Indian country, 1998: [United States]	97
2980	Annual survey of jails in Indian country, 1999: [United States]	97
2991	Evaluating the impact of alternative placement programs for juveniles in a southwestern state, 1983-1995: [United States]	113
2992	Evaluation of victim advocacy services funded by the Violence Against Women Act in urban Ohio, 1999	513
2993	Reintegrative shaming experiments (RISE) in Australia, 1995-1999	289
2994	Arrestee drug abuse monitoring (ADAM) program in the United States, 1999	625
3000	Uniform crime reports [United States]: Supplementary homicide reports, 1976-1998	411
3002	Chicago women's health risk study, 1995-1998	300
3005	Uniform crime reporting program data [United States]: Hate crime data, 1992	403
3006	Uniform crime reporting program data [United States]: Hate crime data, 1993	403
3007	Uniform crime reporting program data [United States]: Hate crime data, 1994	403
3008	Uniform crime reporting program data [United States]: Hate crime data, 1995	403
3009	Survey of prosecutorial response to bias-motivated crime in the United States, 1994-1995	234
3010	Factors related to domestic violence court dispositions in a large midwestern urban area, 1997-1998: [United States]	197
3013	Reconsidering domestic violence recidivism: Individual and contextual effects of court dispositions and stake in conformity in Hamilton County, Ohio, 1993-1998	192
3015	Impact assessment of sex offender notification on Wisconsin communities, 1998	29
3016	Attitudes toward crime and punishment in Vermont: Public Opinion about an experiment with restorative justice, 1999	17
3017	Evaluation of victim advocacy services for battered women in Detroit, 1998-1999	561
3018	Firearm injury surveillance study, 1993-1997: [United States]	421
3019	Nature and scope of violence against women in San Diego [California], 1996-1998	554
3022	Religiousness and post-release community adjustment in the United States, 1990-1998	148
3026	Evaluating a lethality scale for the Seattle Police Department domestic violence unit, 1995-1997	377
3027	Uniform crime reporting program data [United States]: Hate crime data, 1996	403
3028	Uniform crime reporting program data [United States]: Hate crime data, 1997	403
3029	National corrections reporting program, 1998: [United States]	91
3031	National incident-based reporting system, 1998	402
3051	Reporting sexual assault to the police in Honolulu, Hawaii, 1987-1992	558

3052	Risk factors for violent victimization of women in a major northeastern city, 1990–1991 and 1996–1997	559
3062	Pennsylvania sentencing data, 1996	231
3063	Expenditure and employment data for the criminal justice system [United States]: CJEE extracts file, 1996	258
3074	Understanding crime victimization among college students in the United States, 1993–1994	599
3076	Response to domestic violence in the Quincy, Massachusetts, District Court, 1995–1997	205
3078	Crime-induced business relocations in the Austin [Texas] metropolitan area, 1995–1996	41
3079	Law enforcement management and administrative statistics (LEMAS): 1999 sample survey of law enforcement agencies	441
3080	National evaluation of Title I of the 1994 crime act: Survey sampling frame of law enforcement agencies, 1993–1997	288
3081	National survey of indigent defense systems (NSIDS), 1999	204
3085	Multiple cause of death, 1997	421
3086	Risk factors for male-perpetrated domestic violence in Vietnam veteran families in the United States, 1988	336
3103	Survey of prosecutors' views on children and domestic violence in the United States, 1999	249
3104	Organizations convicted in federal criminal courts, 1999	245
3105	Monitoring of federal criminal convictions and sentences: Appeals data, 1999	191
3106	Monitoring of federal criminal sentences, 1999	242
3130	Effectiveness of a joint police and social services response to elder abuse in Manhattan [New York City], New York, 1996–1997	532
3136	Continuity and change in criminal offending by California Youth Authority parolees released 1965–1984	351
3137	National crime victimization survey: School crime supplement, 1999	524
3140	National crime victimization survey, 1999–2000	525
3142	Role of stalking in domestic violence crime reports generated by the Colorado Springs Police Department, 1998	366
3143	CrimeMapTutorial workbooks and sample data for ArcView and MapInfo, 2000	647
3145	Gun density, gun type, and the Dallas homicide rate, 1980–1992	340
3151	Police-public contact survey, 1999: [United States]	442
3152	Police use of force in Metro-Dade, Florida, and Eugene and Springfield, Oregon, 1993–1995	431
3158	Uniform crime reporting program data [United States]: Offenses known and clearances by arrest, 1999	390
3161	Valuation of specific crime rates in the United States, 1980 and 1990	299
3162	Uniform crime reporting program data [United States]: Supplementary homicide reports, 1999	391
3164	Uniform crime reporting program [United States]: Property stolen and recovered, 1999	390
3165	Uniform crime reporting program data [United States]: Police employee (LEOKA) data, 1999	390
3166	Evaluation of grants to encourage arrest policies for domestic violence cases in the State College, Pennsylvania, police department, 1999–2000	474
3167	Uniform crime reporting program data [United States]: County-level detailed arrest and offense data, 1999	400
3172	Understanding the use of force by and against the police in six jurisdictions in the United States, 1996–1997	458

3180	Uniform crime reports [United States]: Supplementary homicide reports, 1976–1999	412
3181	Uniform crime reports [United States]: Homicide victimization and offending rates, 1976–1999	412
3183	Monitoring the future: a continuing study of American youth (8th- and 10th-grade surveys), 2000	579
3184	Monitoring the future: a continuing study of American youth (12th-grade survey), 2000	580
3186	Evaluating a driving while intoxicated (DWI) night drug court in Las Cruces, New Mexico, 1997–1998	248
3187	Felonious homicides of American police officers, 1977–1992	456
3196	Annual survey of jails in Indian country, 2000: [United States]	97
3200	Uniform crime reporting program data [United States]: Hate crime data, 1999	403
3201	Capital punishment in the United States, 1973–1999	78
3207	National incident-based reporting system, 1999	402
3213	Integrating the ion mobility spectrometer into drug monitoring at the New Orleans pretrial diversion program, 1996	609
3226	Homicides in New York City, 1797–1999 [and various historical comparison sites]	345
3239	National household survey on drug abuse, 1999	622
3252	Impact evaluation of “STOP violence against women” grants in Dane County, Wisconsin, Hillsborough County, New Hampshire, Jackson County, Missouri, and Stark County, Ohio, 1996–2000	291
3254	Validation of a risk assessment instrument for juvenile probationers in Alameda County, California, 1996	135
3260	Spatial analysis of crime in Appalachia [United States], 1977–1996	306
3261	Neighborhood revitalization and disorder in Salt Lake City, Utah, 1993–2000	33
3263	Homicide, bereavement, and the criminal justice system in Texas, 2000	272
3270	Arrestee drug abuse monitoring (ADAM) program in the United States, 2000	625
3274	<i>New York Times</i> New York City police department poll, January 2001	22
3283	National survey of investigations in the community policing context, 1997	508
3289	ABC News/ <i>Washington Post</i> terrorist attack poll #1, September 2001	7
3290	ABC News/ <i>Washington Post</i> terrorist attack poll #2, September 2001	7
3293	Violence against women: Developmental antecedents among Black, Caucasian, and Hispanic women in the United States, 1987–1988 and 1992–1994	648
3294	ABC News/ <i>Washington Post</i> terrorist attack poll #3, September 2001	8
3295	ABC News/ <i>Washington Post</i> terrorist attack poll #4, September 2001	9
3300	ABC News/ <i>Washington Post</i> anthrax poll, October 2001	3
3306	Multiple cause of death, 1998	421
3316	National judicial reporting program, 1998: [United States].	163
3504	Justifying violence: Attitudes of American men, 1969	11
3509	National survey of youth, 1967.	328
5208	Data bank of assassinations, 1948–1967	319
6005	New Orleans offender study, 1973–1986.	325
6006	Expenditure and employment data for the criminal justice system [United States]: CJEE extracts file, 1990	257
6007	Mentally disordered offenders in pursuit of celebrities and politicians	315

6008	Spouse abuse replication project in Metro-Dade County, Florida, 1987–1989	487
6009	United States federal mandatory minimum statutes study, 1989–1990	246
6036	Uniform crime reporting program data [United States]: County-level detailed arrest and offense data, 1991	395
6037	Survey of inmates of federal correctional facilities, 1991	106
6038	National judicial reporting program, 1990: [United States]	162
6039	Deinstitutionalization of status offenders: A study of intervention practices for youth in seven cities in the United States, 1987–1991	338
6063	National crime surveys longitudinal file, 1988–1989: [Selected variables]	550
6068	Survey of inmates of state correctional facilities, 1991: [United States]	103
6103	Longitudinal study of violent criminal behavior in the United States, 1970–1984	344
6114	Charlotte [North Carolina] spouse assault replication project, 1987–1989	461
6119	Juvenile court statistics, 1987: [United States]	179
6120	Juvenile court statistics, 1988: [United States]	179
6121	Juvenile court statistics, 1989: [United States]	179
6122	Criminal histories and criminal justice processing of Drug use forecasting (DUF) sample members in Washington, DC, 1989–1991	585
6127	National study of law enforcement agencies' policies regarding missing children and homeless youth, 1986	447
6128	National household survey on drug abuse, 1991	619
6132	National health interview survey, 1991: Drug and alcohol use supplement	611
6133	Monitoring the future: A continuing study of the lifestyles and values of youth, 1992	575
6134	Improving the investigation of homicide and the apprehension rate of murderers in Washington State, 1981–1986	467
6135	Prejudice and violence in the American workplace, 1988–1991: Survey of an eastern corporation	534
6136	National pretrial reporting program, 1990–1991	186
6140	Families of missing children: Psychological consequences and promising interventions in the United States, 1989–1991	536
6141	National corrections reporting program, 1990: [United States]	87
6147	National assessment of gangs in correctional facilities, 1992	70
6148	Exploring the house burglar's perspective: Observing and interviewing offenders in St. Louis, 1989–1990	379
6151	Social correlates of official index crime rates for states, SMSAs, and cities [United States]: A macro-level dataset for 1950, 1960, 1970, and 1980	312
6172	Reexamining the Minneapolis repeat complaint address policing (RECAP) experiment, 1986–1987	437
6190	Offender based transaction statistics (OBTS), 1989: Alabama, Alaska, California, Idaho, Kentucky, Minnesota, Missouri, Nebraska, New Jersey, New York, Pennsylvania, Vermont, and Virginia	166
6191	Offender based transaction statistics (OBTS), 1990: Alabama, Alaska, California, Idaho, Minnesota, Missouri, Nebraska, New Jersey, New York, Pennsylvania, Vermont, and Virginia	166
6214	Evaluation of the focused offender disposition program in Birmingham, Phoenix, and Chicago, 1988–1992	118
6215	Evaluation of the impact of innovative policing programs on social disorder in seven cities in the United States, 1983–1990	499
6216	Conditions of confinement in juvenile detention and correctional facilities: [United States], 1991	63
6227	Monitoring the future: A continuing study of the lifestyles and values of youth, 1976–1992: Concatenated core file	580

6228	National justice agency list, 1992	262
6229	National survey of residential group care facilities for children and youth, 1981	154
6232	Jury verdicts database for Cook County, Illinois, and all counties in California, 1960–1984	169
6235	Drugs and crime in public housing, 1986–1989: Los Angeles, Phoenix, and Washington, DC	595
6236	Evaluation of the Los Angeles County Regimented Inmate Diversion (RID) program, 1990–1991	67
6237	National assessment survey of law enforcement anti-gang information resources, 1990–1991	450
6254	Violent offending by drug users: Longitudinal arrest histories of adults arrested in Washington, DC, 1985–1986	589
6255	Street gangs and drug sales in Pasadena and Pomona, California, 1989–1991	608
6257	Multiple cause of death, 1989	419
6259	Expenditure and employment data for the criminal justice system [United States]: CJEE extracts file, 1991	257
6272	National corrections reporting program, 1991: [United States]	88
6273	National prosecutors survey, 1992	202
6274	Police use of force [United States]: Official reports, citizen complaints, and legal consequences, 1991–1992	485
6299	Multiple cause of death, 1988	419
6303	Center for research on social reality [Spain] survey, December 1993: Attitudes and behavior regarding alcohol, tobacco, and drugs	587
6315	Production and consumption of research in police agencies in the United States, 1989–1990	469
6316	Uniform crime reporting program data [United States]: County-level detailed arrest and offense data, 1992	395
6319	Multiple cause of death, 1990	419
6320	Multiple cause of death, 1991	419
6338	Police and child abuse: Policies and practices in the United States, 1987–1988	473
6358	Intensive supervision for high-risk offenders in 14 sites in the United States, 1987–1990	138
6367	Monitoring the future: A continuing study of the lifestyles and values of youth, 1993	576
6369	Victims and witnesses in Milwaukee County, Wisconsin: Impact of crime and experience with the criminal justice system, 1974–1975	547
6374	Evaluating the incapacitative benefits of incarcerating drug offenders in Los Angeles and Maricopa [Arizona] counties, 1986 and 1990	589
6375	Teenage attitudes and practices survey II, 1993: [United States]	20
6387	Uniform crime reports [United States]: Supplementary homicide reports, 1976–1992	409
6395	National survey of jails: Jurisdiction-level and jail-level data, 1992	95
6399	Homicides in Chicago, 1965–1995	385
6400	National corrections reporting program, 1992: [United States]	88
6402	Role of police psychology in controlling excessive force in 50 large cities in the United States, 1992	495
6403	Public attitudes toward lawyers and legal disputes, 1993: [United States]	19
6406	National crime victimization survey, 1992–1996	524
6436	National victim assistance agency survey, 1992	551
6437	National survey of AIDS in correctional facilities, 1985–1990, 1992	64

6480	Community policing in Madison, Wisconsin: Evaluation of implementation and impact, 1987–1990	509
6481	National assessment program survey of criminal justice agencies in the United States, 1992–1994	282
6482	Drugs and police response: Survey of public housing residents in Denver, Colorado, 1989–1990	567
6483	Boston police department domestic violence research project, 1993–1994	435
6484	Firearms, violence, and youth in California, Illinois, Louisiana, and New Jersey, 1991	358
6485	National survey of community policing strategies, 1992–1993	432
6486	Anticipating and combating community decay and crime in Washington, DC, and Cleveland, Ohio, 1980–1990	331
6487	Metro court project: A study of mediation and adjudication in Bernalillo County (Albuquerque), New Mexico, small claims court, 1990–1992	221
6489	National pretrial reporting program, 1992–1993	187
6491	Census of public and private juvenile detention, correctional, and shelter facilities, 1992–1993: [United States]	84
6501	Dynamics of change in the criminal case plea bargaining system: New York City, 1800–1890	176
6502	AIDS-related written court decisions in federal and state courts, 1984–1989: [United States]	226
6506	Survey of drug enforcement tactics of law enforcement agencies in the United States, 1992	506
6508	Juvenile court statistics, 1990: [United States]	179
6509	National judicial reporting program, 1992: [United States]	163
6511	National survey of jails: Jurisdiction-level and jail-level data, 1991	95
6512	Capital punishment in the United States, 1973–1993	77
6513	Capital punishment in the United States, 1973–1992	77
6514	Capital punishment in the United States, 1973–1991	77
6517	Monitoring the future: A continuing study of the lifestyles and values of youth, 1994	576
6527	Hair assays for drugs of abuse in a probation population: Pilot study in a Florida correctional field setting, 1993	610
6538	National survey of jails: Jurisdiction-level data, 1994	95
6540	White-collar criminal careers, 1976–1978: Federal judicial districts	371
6542	National youth survey [United States]: Wave VII, 1987	317
6544	Long-range planning survey of federal judges, 1992: [United States]	214
6545	Uniform crime reporting program data [United States]: County-level detailed arrest and offense data, 1993	396
6546	Multiple cause of death, 1992	419
6557	Expanded United States Supreme Court judicial database, 1946–1968 terms	237
6558	Adjusting the National Crime Victimization Survey's estimates of rape and domestic violence for "gag" factors, 1986–1990	527
6559	Monitoring of federal criminal convictions and sentences: Appeals data, 1993–1996	190
6565	Extended national assessment survey of law enforcement anti-gang information resources, 1993–1994	449
6566	Domestic terrorism: Assessment of state and local preparedness in the United States, 1992	354
6567	Estimating the elasticities of demand for cocaine and heroin with data from 21 cities from the Drug Use Forecasting (DUF) program, 1987–1991	586

6579	Expenditure and employment data for the criminal justice system [United States]: CJEE extracts file, 1992	257
6581	Cost of mental health care for victims of crime in the United States, 1991	526
6582	Juvenile court statistics, 1991: [United States]	180
6587	Civil justice survey of state courts, 1992: [United States]	200
6626	Phoenix [Arizona] use of force project, June 1994	457
6627	Management of sex offenders by probation and parole agencies in the United States, 1994	112
6628	Drug offender treatment in local corrections in California and New York, 1991-1993	641
6634	Juvenile court statistics, 1992: [United States]	180
6644	Effects of the Baltimore County, Maryland, police department's community-oriented drug enforcement (CODE) program, 1990-1992	602
6648	National jail census, 1993	92
6668	National survey of Black Americans, Waves 1-4, 1979-1980, 1987-1988, 1988-1989, 1992	42
6669	Uniform crime reporting program data [United States]: County-level detailed arrest and offense data, 1994	396
6691	Capital punishment in the United States, 1973-1994	77
6708	Law enforcement management and administrative statistics (LEMAS), 1993	440
6715	Juvenile court statistics, 1993: [United States]	180
6716	Monitoring the future: A continuing study of American youth, 1995	577
6717	British crime survey, 1992	544
6719	Hospital-based victim assistance for physically injured crime victims in Charleston, South Carolina, 1990-1991	512
6720	National opinion survey of crime and justice, 1995	18
6726	National justice agency list, 1995	263
6728	Violence research data, 2nd edition [CD0014]	657
6739	National crime victimization survey: School crime supplement, 1995	523
6754	Uniform crime reports [United States]: Supplementary homicide reports, 1976-1994	410
6784	National survey of jails: Jurisdiction-level data, 1995	96
6785	National prosecutors survey, 1994	203
6787	Victims' ratings of police services in New York and Texas, 1994-1995 survey	184
6788	Availability and use of intermediate sanctions by judges and corrections professionals in the United States, 1994	210
6789	Evaluation of the weed and seed initiative in the United States, 1994	286
6790	Fraud in the savings and loan industry in California, Florida, Texas, and Washington, DC: White-collar crime and government response, 1986-1993	352
6791	Effects of crime on after-school youth development programs in the United States, 1993-1994	307
6792	Uniform crime reports: Monthly weapon-specific crime and arrest time series, 1975-1993 [National, state, and 12-city data]	406
6793	Immigrant populations as victims in New York City and Philadelphia, 1994	530
6795	Expenditure and employment data for the criminal justice system [United States]: CJEE extracts file, 1993	257
6796	Multi-user database on the attributes of United States Appeals Court judges, 1801-1994	251

6798	Mortality detail file, 1992	417
6799	Multiple cause of death, 1993	420
6808	Arkansas juvenile court records, 1991–1993	181
6809	Nebraska juvenile court records, 1988–1993	183
6823	National corrections reporting program, 1993: [United States]	89
6834	British crime survey, 1992: Teenage booster sample	545
6843	National household survey on drug abuse, 1979	617
6844	National household survey on drug abuse, 1985	618
6845	National household survey on drug abuse, 1982	618
6846	Survey of campus law enforcement agencies, 1995: [United States]	443
6849	Intensive community supervision in Minnesota, 1990–1992: A dual experiment in prison diversion and enhanced supervised release	109
6850	Uniform crime reporting program data [United States]: County-level detailed arrest and offense data, 1995	397
6852	National household survey on drug abuse, 1993	619
6855	National judicial reporting program, 1994: [United States]	163
6856	National survey of jails: Jurisdiction-level data, 1996	96
6858	Survey of inmates of local jails, 1996: [United States]	101
6881	National corrections reporting program, 1994: [United States]	89
6882	Juvenile court statistics, 1994: [United States]	180
6883	Arkansas juvenile court records, 1994	182
6884	Missouri juvenile court records, 1994	182
6885	Nebraska juvenile court records, 1994	183
6887	National household survey on drug abuse, 1992	619
6898	Home safety project, 1987–1992: [Shelby County, Tennessee, King County, Washington, Cuyahoga County, Ohio]	43
6921	Evaluation of the elder abuse training program in Massachusetts, 1993–1995	541
6922	Evaluation of boot camps for juvenile offenders in Cleveland, Denver, and Mobile, 1992–1993	72
6923	Impact of rape reform legislation in six major urban jurisdictions in the United States, 1970–1985	276
6941	Minority research data [CD0016]	657
6945	United Nations world crime surveys: Fourth survey, 1986–1990	423
6949	National household survey on drug abuse, 1994	619
6950	National household survey on drug abuse, 1995	620
6953	Census of state and federal adult correctional facilities, 1995	80
6955	National study of private ownership of firearms in the United States, 1994	23
6956	Capital punishment in the United States, 1973–1995	77
6986	Multisite evaluation of shock incarceration: [Florida, Georgia, Illinois, Louisiana, Oklahoma, South Carolina, and Texas], 1987–1992	126
6987	United States Supreme Court judicial database, Phase II: 1953–1993	215
6999	Police use of force data, 1996: [United States]	442
7084	Judicial characteristics and judicial decision-making study, 1955	226
7245	Federal court cases, 1962–1963	177
7272	American Bar Foundation: State criminal court cases, 1962	188
7368	SETUPS: American politics: Fear of crime	9
7369	Legal service agencies, 1970	269
7427	Decision-related research on the organization of service delivery systems in metropolitan areas: Police protection	483
7517	ICPSR instructional subset: Justifying violence: Attitudes of American men, 1969	11
7538	Pretrial release data, 1969	228

7539	Search and seizure data, 1963	227
7540	Legal representation data, 1970	227
7541	Free press, fair trial data, 1970	228
7593	National survey of youth, 1972	328
7618	Expenditure and employment data for the criminal justice system: CJEE annual files, 1971-1979	259
7632	Mortality detail files, 1968-1991	416
7635	National crime surveys: National sample, 1973-1983	518
7636	Expenditure and employment data for the criminal justice system: CJEE longitudinal file, 1971-1979, 1985, 1988	260
7637	Juvenile detention and correctional facility census, 1971	81
7638	National jail census, 1972	92
7639	Juvenile detention and correctional facility census, 1973	81
7640	National survey of court organization: Courts and court division, 1971-1972	203
7641	National jail census, 1970	92
7643	Prosecutors management and information system (PROMIS) data, Washington, DC, 1974-1975	173
7656	New York drug law evaluation project, 1973	568
7658	National crime surveys: Cities, 1972-1975	517
7663	National crime surveys: Cities attitude sub-sample, 1972-1975	12
7668	Survey of jail inmates, 1972	104
7670	Public attitudes toward the criminal justice system and criminal victimization in North Carolina, 1971	23
7673	State and local probation and parole systems, 1976	264
7674	State and local prosecution and civil attorney systems, 1976	264
7675	National manpower survey, 1973-1976	266
7676	Uniform crime reporting program data [United States], 1966-1976	403
7682	Residential neighborhood crime control project: Hartford, Connecticut, 1973, 1975-1977, 1979	36
7703	Public image of courts, 1977: General public data	229
7704	Public image of courts, 1977: Special publics data	229
7706	Juvenile detention and correctional facility census, 1974	81
7707	Juvenile detention and correctional facility census, 1975	81
7708	Police departments, arrests and crime in the United States, 1860-1920	481
7710	Evaluation of pretrial settlement conference, Dade County, Florida, criminal court, 1979	220
7714	Alaska plea bargaining study, 1974-1976	168
7715	Uniform crime reports, 1958-1969, and county and city data books, 1962, 1967, 1972: Merged data	405
7716	Deterrent effects of punishment on crime rates, 1959-1960	271
7729	Delinquency in a birth cohort in Philadelphia, Pennsylvania, 1945-1963	378
7733	Physical violence in American families, 1976	561
7737	National jail census, 1978	92
7743	Uniform crime reports, 1966-1976: Data aggregated by standard metropolitan statistical areas	405
7750	Criminal case processing in metropolitan courts, 1976	183
7751	Survey of jail inmates, 1978	104
7758	Juvenile detention and correctional facility census, 1977	82
7760	Police response time analysis, 1975	464
7769	Crime in western societies, 1945-1974	414
7775	Plea bargaining in the United States, 1978	225
7776	Massachusetts Superior Court files, 1859-1959	218

7791	Police referral practices and social service agency practices in three metropolitan areas, 1977	483
7797	Survey of California prison inmates, 1976	140
7808	Assessing local legal culture: Practitioner norms in four criminal courts, 1979	208
7811	Survey of inmates of state correctional facilities and census of state adult correctional facilities, 1974	102
7824	Survey of judges on the role of courts in American society, 1979	250
7832	New York City court employment project evaluation study, 1976–1979	247
7846	Juvenile detention and correctional facility census, 1979	82
7852	Census of state adult correctional facilities, 1979	79
7855	Illegal corporate behavior, 1975–1976	308
7856	Survey of inmates of state correctional facilities, 1979	102
7858	National justice agency list, 1980	261
7865	National supported work evaluation study, 1975–1979: Public use files	607
7874	Transitional aid research project (TARP), 1976–1977	146
7899	Survey of American prisons and jails, 1979	64
7900	Monitoring the future: A continuing study of the lifestyles and values of youth, 1980	571
7909	Massachusetts statewide criminal justice guidelines evaluation, 1979: Sentencing data	238
7910	New Jersey statewide criminal justice guidelines evaluation, 1979	239
7911	New Jersey statewide criminal justice guidelines evaluation, 1980: Inmate survey data	239
7927	Monitoring the future: A continuing study of the lifestyles and values of youth, 1976	570
7928	Monitoring the future: A continuing study of the lifestyles and values of youth, 1977	570
7929	Monitoring the future: A continuing study of the lifestyles and values of youth, 1978	571
7930	Monitoring the future: A continuing study of the lifestyles and values of youth, 1979	571
7951	Characteristics of high and low crime neighborhoods in Atlanta, 1980	36
7952	Crime factors and neighborhood decline in Chicago, 1979	56
7971	Characteristics and movement of felons in California prisons, 1851–1964	131
7972	Pretrial release practices in the United States, 1976–1978	189
7973	Deterrent effects of arrests and imprisonment in the United States, 1960–1977	285
7986	Quality of life in the Detroit metropolitan area, 1975	53
7994	Civil litigation in the United States, 1977–1979	174
8002	Commercial victimization surveys, 1973–1975 [United States]: Cities sample	515
8003	Commercial victimization surveys, 1973–1977 [United States]: National sample	515
8042	Offender based transaction statistics (OBTS), 1979: Hawaii	164
8050	Media crime prevention campaign in the United States, 1980	19
8075	Law enforcement assistance administration profile data, [1968–1978]	285
8076	Governmental responses to crime in the United States, 1948–1978	278
8086	Citizen participation and community crime prevention, 1979: Chicago metropolitan area survey	46
8087	Inmate victimization in state prisons in the United States, 1979	559
8088	Xenon (New Jersey) commercial burglary data, 1979–1981	327

8089	Port Authority cargo theft data of New Jersey and New York, 1978-1980	326
8090	SLATS truck theft data of New York City, 1976-1980	327
8100	ABC News poll of public opinion on crime, December 1982	2
8162	Reactions to crime project, 1977 [Chicago, Philadelphia, San Francisco]: Survey on fear of crime and citizen behavior	15
8163	Juvenile delinquency and adult crime, 1948-1977 [Racine, Wisconsin]: Three birth cohorts	356
8164	Juvenile delinquency and adult crime, 1948-1977 [Racine, Wisconsin]: City ecological data	355
8167	Crime, fear, and control in neighborhood commercial centers: Minneapolis and St. Paul, 1970-1982	51
8169	Survey of jail and prison inmates, 1978	144
8180	Arrests without conviction: How often they occur and why, 1979-1980: Jacksonville and San Diego	171
8185	Calling the police: Citizen reporting of serious crime, 1979	500
8186	Forensic evidence and the police, 1976-1980	489
8203	National jail census, 1983	92
8205	Juvenile detention and correctional facility census, 1982-1983	82
8214	Uniform crime reports: National time series community-level database, 1967-1980	407
8215	Reactions to crime in Atlanta and Chicago, 1979-1980	55
8217	Effectiveness of police response: Denver, 1982	433
8218	Chicago lawyers survey, 1975	218
8219	Prosecutors management and information system (PROMIS), New Orleans, 1979	173
8222	Crime days precursors study: Baltimore, 1952-1976	628
8224	Mortality detail file: External cause extract, 1968-1978, 1979-1980	417
8225	Prosecutors management and information system (PROMIS), St. Louis, 1979	173
8226	Early identification of the chronic offender, [1978-1980: California]	330
8228	Criminal victimization of District of Columbia residents and Capitol Hill employees, 1982-1983	555
8248	Offender based transaction statistics (OBTS), 1980: California, Ohio, New York, Pennsylvania, Utah	164
8249	Criminal justice response to victim harm in the United States, 1981	540
8250	Specific deterrent effects of arrest for domestic assault: Minneapolis, 1981-1982	433
8254	Search warrant procedures in seven cities, 1984: [United States]	506
8255	Youths and deterrence: Columbia, South Carolina, 1979-1981	349
8259	Cost effectiveness of misdemeanor probation in Hamilton County, Ohio, 1981-1982	118
8260	Influence of sanctions and opportunities on rates of bank robbery, 1970-1975: [United States]	267
8261	Age cohort arrest rates, 1970-1980	413
8262	State appellate court adaptation to caseload increase, 1968-1984: [United States]	224
8274	Survey of inmates of local jails, 1983: [United States]	100
8275	Census of urban crime, 1970	414
8276	Evaluation of intensive probation in Milwaukee, 1980-1981	145
8277	Offender based transaction statistics (OBTS), 1981: California, Ohio, Pennsylvania, Utah, Minnesota, New York, Virginia	164
8278	Effects of determinant sentencing on institutional climate and prison administration: Connecticut, Minnesota, Illinois, 1981-1983	115

8279	Adult criminal careers, Michigan: 1974–1977	305
8288	Prosecutors management and information system (PROMIS), Rhode Island, 1979	173
8295	National crime surveys: Index of crime severity, 1977	427
8307	Felony prosecution and sentencing in North Carolina, 1981–1982	168
8315	National crime surveys extract: Personal crime longitudinal files, 1976–1982	546
8316	National crime surveys: Victim risk supplement, 1983	522
8327	Pennsylvania sentencing data, 1977, 1980, 1983	186
8334	Marion County [Oregon] youth study, 1964–1979	352
8341	Census of population and housing, 1980 [United States]: Group quarters population by age, sex, race, and Spanish origin	426
8342	Census of population and housing, 1970 [United States]: Persons in institutions and other group quarters by age, sex, race, and Spanish origin	426
8355	Alternative probation strategies in Baltimore, Maryland	210
8356	Drinking and driving: A survey of licensed drivers in the United States, 1983	638
8357	Armed criminals in America: A survey of incarcerated felons, 1983	153
8358	Judicial decision guidelines for bail: The Philadelphia experiment, 1981–1982	216
8359	Learning deficiencies among adult inmates, 1982: Louisiana, Pennsylvania, and Washington	72
8362	National assessment of criminal justice needs, 1983: [United States]	268
8363	National corrections reporting program, 1983: [United States]	85
8375	National youth survey [United States]: Wave I, 1976	316
8381	Crime on campus, 1978–1979: A survey of 150 college campuses and cities	415
8382	Expenditure and employment data for the criminal justice system [United States]: CJEE extracts file, 1982	255
8387	Monitoring the future: A continuing study of the lifestyles and values of youth, 1983	572
8388	Monitoring the future: A continuing study of the lifestyles and values of youth, 1984	572
8392	Systems and training requirements for criminal justice participants (Project STAR), 1971–1974: California, Michigan, New Jersey, Texas	253
8396	Penal code citations: Sentencing in 18 American felony courts, 1983	211
8406	Law-related education evaluation project [United States], 1979–1984	268
8407	Implementation of community corrections in Oregon, Colorado, and Connecticut, [1981]	137
8408	Offender based transaction statistics (OBTS), 1982: California, Ohio, Pennsylvania, Utah, Minnesota, New York, Virgin Islands, Virginia	164
8417	National indigent criminal defense survey, 1982: [United States]	195
8424	National youth survey [United States]: Wave II, 1977	316
8429	Federal court cases: Integrated data base, 1970–1997	170
8437	Improving correctional classification, New York, 1981–1983	153
8438	Keeping the peace: Police discretion and the mentally disordered in Chicago, 1980–1981	501
8439	Judicial district data book, 1983: [United States]	213
8440	Juvenile court statistics, 1982: [United States]	178
8444	Census of state adult correctional facilities, 1984	79
8449	Offender based transaction statistics (OBTS), 1983: California, Minnesota, Nebraska, New York, Ohio, Pennsylvania, Utah, Virgin Islands, and Virginia	165
8451	Executions in the United States, 1608–1991: The Espy file	113

8455	Expenditure and employment data for the criminal justice system [United States]: CJEE extracts file, 1983	255
8459	Research on minorities, [1981]: Race and crime in Atlanta and Washington, DC	314
8480	Public attitudes toward deviant behavior, 1972: Iowa, New Jersey, and Oregon	25
8481	Women in prison, 1800-1935: Tennessee, New York, and Ohio	143
8484	National crime surveys: Redesign data, 1975-1979	522
8488	Cambridge study in delinquent development [Great Britain], 1961-1981	319
8489	National justice agency list, 1985	262
8495	Juvenile detention and correctional facility census, 1984-1985	82
8496	<i>Reducing fear of crime: Program evaluation surveys in Newark and Houston, 1983-1984</i>	552
8497	National corrections reporting program, 1984: [United States]	85
8506	National youth survey [United States]: Wave III, 1978	317
8508	Predictive sentencing of 16-18 year old male habitual traffic offenders, 1969-1975: [Oklahoma]	247
8509	Firearms violence and the Michigan Felony Firearm Law: Detroit, 1976-1978	176
8512	National survey of Black Americans, 1979-1980	42
8515	Matching treatment and offender: North Carolina, 1980-1982	130
8530	Sanctions in the justice system, 1942-1977: The effects on offenders in Racine, Wisconsin	495
8531	Fear of crime and the Guardian Angels: Attitudes of New York City subway riders, 1984	44
8546	Monitoring the future: A continuing study of the lifestyles and values of youth, 1985	573
8555	WABC-TV/ <i>New York Daily News</i> subway shooting-vigilante poll, January 1985	26
8562	WABC-TV/ <i>New York Daily News</i> subway shooting follow-up poll, March 1985	26
8601	Recidivism among convicted drunk drivers: Minnesota, 1982	611
8604	Criminality among narcotic addicts in Baltimore: The role of nonnarcotic drugs, 1973-1978	628
8605	Police services study, Phase II, 1977: Rochester, St. Louis, and St. Petersburg	483
8608	National crime surveys: National sample, 1979-1987 [Revised questionnaire]	520
8612	Violence and crime in cross-national perspective, 1900-1974	383
8619	Employment services for ex-offenders, 1981-1984: Boston, Chicago, and San Diego	133
8621	Comparing court case processing in nine courts, 1979-1980	177
8622	Sentencing in eight United States District Courts, 1973-1978	172
8625	National crime surveys: National sample of rape victims, 1973-1982	518
8631	Uniform crime reports: Offenses known and clearances by arrest time series data, 1965-1983	408
8636	ABC News drug abuse poll, 1986	1
8647	A sentencing postscript: Felony probationers under supervision in the community, 1983	212
8648	Six-year follow-up study on career criminals, 1970-1976: [United States]	324
8649	Relationships between employment and crime: A survey of Brooklyn residents, 1979-1980	60
8650	Expenditure and employment data for the criminal justice system: CJEE individual units file and estimates file, 1985	259

8656	Juvenile court statistics, 1983: [United States]	178
8657	Uniform crime reports [United States]: Supplementary homicide reports, 1976–1983	409
8667	Census of state felony courts, 1985: [United States]	200
8669	National crime surveys redesign data: Peoria record check study	536
8670	National survey of children: Wave I, 1976, Wave II, 1981, and Wave III, 1987	381
8672	British crime survey, 1982	542
8673	Recidivism among young parolees: A study of inmates released from prison in 22 states, 1978	98
8674	Slave trials in Anderson and Spartanburg counties, South Carolina, 1818–1861	172
8675	Offender based transaction statistics (OBTS), 1984: Alaska, California, Delaware, Georgia, Minnesota, Missouri, Nebraska, New York, Ohio, Pennsylvania, and Virginia	165
8676	Trends in American homicide, 1968–1978: Victim-level supplementary homicide reports	424
8677	Participation in illegitimate activities: Ehrlich revisited, 1960	426
8684	Women correctional officers in California, 1979	121
8685	British crime surveys, 1984	542
8687	National survey of jails: Jurisdiction-level and jail-level data, 1985	93
8692	National justice agency list, 1986	262
8693	National crime surveys: Reverse record check studies: Washington, DC, San Jose, and Baltimore, 1970–1971	517
8696	Directory of law enforcement agencies, 1986: [United States]	438
8700	Effects of prison versus probation in California, 1980–1982	140
8701	Monitoring the future: A continuing study of the lifestyles and values of youth, 1986	573
8703	Uniform crime reporting program data [United States]: County level arrest and offenses data, 1977–1983	391
8704	National evaluation of the community anti-crime program, 1979–1981	33
8705	Prosecution of felony arrests, 1982: St. Louis	156
8706	City police expenditures, 1946–1985: [United States]	291
8708	Sentencing outcomes in 28 felony courts, 1985 [United States]	212
8711	Survey of inmates of state correctional facilities, 1986: [United States].	102
8714	Uniform crime reporting program data [United States]: County level arrest and offenses data, 1984	392
8717	Prosecution of felony arrests, 1982: Portland, Oregon, and Washington, DC	156
8864	National crime surveys: National sample, 1986–1992 [Near-term data]	520
8871	Annual survey of jails: Jurisdiction-level and jail-level data, 1986	94
8875	Recidivism among released prisoners, 1983: [United States]	97
8885	ABC News Ginsburg poll, November 1987	1
8888	ABC News/ <i>Washington Post</i> Bork vote poll, October 1987	3
8911	Offender based transaction statistics (OBTS), 1985: Alaska, California, Delaware, Georgia, Minnesota, Missouri, Nebraska, New York, Pennsylvania, and Virginia	165
8912	Historical statistics on prisoners in state and federal institutions, yearend 1925–1986: [United States]	84
8915	Nebraska juvenile court records, 1975–1987	182
8917	National youth survey [United States]: Wave IV, 1979	317
8918	National corrections reporting program, 1985: [United States]	85
8919	Supervised pretrial release programs, 1979–1982: Miami, Milwaukee, and Portland	68

8920	Differential use of jail confinement in San Francisco, Los Angeles, and Yolo counties, 1981	68
8921	Prison crowding and forced releases in Illinois, 1979–1982	65
8928	Longitudinal study of biosocial factors related to crime and delinquency, 1959–1962: [Pennsylvania].	314
8929	Effects of prior record in sentencing research in a large northeastern city, 1968–1979: [United States]	192
8933	Improving prison classification procedures in Vermont: Applying an interaction model, 1983–1985.	65
8934	Police response to street gang violence in California: Improving the investigative process, 1985.	468
8935	Guardian Angels: Citizen response to crime in selected cities of the United States, 1984	52
8936	Nature and patterns of homicide in eight American cities, 1978	427
8940	Juvenile court statistics, 1984: [United States].	179
8941	Homicides in Chicago, 1965–1981	385
8943	Effectiveness of client specific planning as an alternative sentence, 1981–1982: Washington, DC, and Fairfax, Montgomery, and Prince George counties	209
8944	Disorder and community decline in 40 neighborhoods of the United States, 1977–1983	54
8945	Fines as a criminal sanction: Practices and attitudes of trial court judges in the United States, 1985	209
8950	Autobiographical accounts of property offenses by youths at UCLA, 1983–1984	336
8951	Robberies in Chicago, 1982–1983.	428
8973	Census of public and private juvenile detention, correctional, and shelter facilities, 1986–1987: [United States]	83
8975	National survey of lawyers' career satisfaction, Wave I, 1984, and Wave II, 1990	219
8979	Use of adjuncts to supplement judicial resources in six jurisdictions, 1983–1986: [United States]	195
8980	Selecting career criminals for priority prosecution, 1984–1986: Los Angeles County, California and Middlesex County, Massachusetts	206
8985	Dangerous sex offenders: Classifying, predicting, and evaluating outcomes of clinical treatment in Bridgewater, Massachusetts, 1982–1985	142
8986	Effects of sentences on subsequent criminal behavior in New Jersey, 1976–1977	131
8987	Predicting recidivism in North Carolina, 1978 and 1980	147
8988	Public and private resources in public safety [United States]: Metropolitan area panel data, 1977 and 1982	296
8989	Nature and sanctioning of white collar crime, 1976–1978: Federal judicial districts.	374
8992	Survey of youths in custody, 1987: [United States]	104
9013	Monitoring the future: A continuing study of the lifestyles and values of youth, 1981	571
9018	Police use of deadly force, 1970–1979	478
9028	Uniform crime reporting program data: [United States]: 1975–1997	389
9030	Multnomah County [Oregon] jury project, 1973–1976	216
9038	Operation hardcore [crime] evaluation: Los Angeles, 1976–1980	278
9040	Deterrent effects of antitrust enforcement [United States]: The ready-mix concrete industry, 1970–1980.	304

9045	Monitoring the future: A continuing study of the lifestyles and values of youth, 1982	572
9056	Interaction between neighborhood change and criminal activity, 1950–1976: Los Angeles County	45
9058	Social order in Middletown, 1932–1975	332
9073	National judicial reporting program, 1986: [United States].	162
9074	National survey of jails: Jurisdiction-level data, 1987	94
9079	Monitoring the future: A continuing study of the lifestyles and values of youth, 1987	573
9085	Survey of victimization and attitudes towards crime and law enforcement in Boston and Chicago, 1966	492
9086	Patterns of behavior in police and citizen transactions: Boston, Chicago, and Washington, DC, 1966	491
9087	Attitudes and perceptions of police officers in Boston, Chicago, and Washington, DC, 1966	491
9088	Crime and mental disorder, 1972	117
9089	Factors influencing the quality and utility of government-sponsored criminal justice research in the United States, 1975–1986	296
9094	Prosecution of felony arrests, 1986: Indianapolis, Los Angeles, New Orleans, Portland, St. Louis, and Washington, DC	160
9106	WCBS-TV News/ <i>New York Times</i> race relations poll, June 1988	27
9112	National youth survey [United States]: Wave V, 1980	317
9119	Uniform crime reports: County level arrest and offense data, 1986	393
9129	Survey of facilities for runaway and homeless youth, 1983–1988	365
9130	Offender based transaction statistics (OBTS), 1986: Alabama, Alaska, California, Delaware, Georgia, Minnesota, Missouri, Nebraska, New York, Pennsylvania, and Virginia	165
9160	Expenditure and employment data for the criminal justice system [United States]: CJEE extracts file, 1986	256
9161	Expenditure and employment data for the criminal justice system [United States]: CJEE extracts file, 1985	256
9162	Expenditure and employment data for the criminal justice system [United States]: CJEE extracts file, 1984	256
9163	Uniform crime reports: Arrest data for the 75 most populous counties in the United States, 1986	404
9165	Race of prisoners admitted to state and federal institutions in the United States, 1926–1986	105
9180	ABC News “Nightline” drugs and alcohol poll, August 1988	1
9187	WABC-TV/ <i>New York Daily News</i> race relations poll, January 1988	26
9210	Capital punishment in the United States, 1973–1987	75
9211	Physical violence in American families, 1985	535
9214	<i>New York Times</i> race relations survey, March 1987: New York City	22
9222	Law enforcement management and administrative statistics, 1987	439
9223	Analyzing trial time in California, Colorado, and New Jersey, 1986	235
9224	Sandhills [North Carolina] vocational delivery system evaluation project, 1983–1987	123
9226	Uniform crime reports: Arrest data for 121 counties in the United States, 1986	404
9233	CBS News “48 Hours” gun poll, March 1989	12
9235	Evaluation of Minnesota’s felony sentencing guidelines, 1978–1984	225
9236	Cross-validation of the Iowa offender risk assessment model in Michigan, 1980–1982	75
9237	Impact of casino gambling on crime in the Atlantic City region, 1970–1984	37

9250	Sex discrimination as perceived by adult males and females, 1985: [New Jersey]	23
9252	Uniform crime reports: County level detailed arrest and offense data, 1985 and 1987	392
9256	National jail census, 1988	92
9258	Correlates of crime: A study of 52 nations, 1960-1984	384
9259	Monitoring the future: A continuing study of the lifestyles and values of youth, 1988	573
9264	Charging and sentencing of murder and voluntary manslaughter cases in Georgia, 1973-1979	159
9265	Procedural reform of jury murder convictions in Georgia, 1970-1978	197
9266	State court statistics, 1985-1996: [United States]	184
9276	National corrections reporting program, 1986: [United States]	86
9287	Offender based transaction statistics (OBTS), 1987: Alabama, Alaska, California, Delaware, Georgia, Minnesota, Missouri, Nebraska, New Jersey, New York, Pennsylvania, Utah, Vermont, and Virginia	165
9290	Improving evidence collection through police-prosecutor coordination in Baltimore, 1984-1985	473
9291	Intensive supervision program in New Jersey, 1983-1986	137
9292	Validation of the RAND selective incapacitation survey and the Iowa risk assessment scale in Colorado, 1982 and 1986	129
9293	Delinquency in a birth cohort II: Philadelphia, 1958-1988	320
9296	Federal justice statistics program data, 1978-1994: [United States]	157
9297	Juvenile court statistics, 1985: [United States]	179
9301	Detroit area study, 1979: A study of metropolitan issues	48
9310	Robbery of financial institutions in Indiana, 1982-1984	383
9311	Individual responses to affirmative action issues in criminal justice agencies, 1981: [United States]	272
9312	Screening of youth at risk for delinquency in Oregon, 1980-1985	341
9317	Monitoring of federal criminal sentences, 1987-1996	241
9324	Deterrent effects of the New York juvenile offender law, 1974-1984	359
9325	Disturbed violent offenders in New York, 1985	368
9326	Downtown safety, security, and development in New York City, 1984	52
9327	Concerns of police survivors, 1986: [United States]	500
9328	Repeat offender laws in the United States: Forms, uses, and perceived value, 1983	280
9329	Helping crime victims: Levels of trauma and effectiveness of services in Arizona, 1983-1984	528
9330	Illegal immigration and crime in San Diego and El Paso counties, 1985-1986	350
9335	Uniform crime reports: County level detailed arrest and offense data, 1988	393
9336	Uniform crime reporting program data [United States]: Offenses known and clearances by arrest in all cities with populations over 250,000, 1987-1988	408
9337	Capital punishment in the United States, 1973-1988	76
9347	Violence against police: Baltimore County, Maryland, 1984-1986	502
9348	Effects of "United States vs. Leon" on police search warrant practices, 1984-1985	503
9349	Crime stoppers: A national evaluation of program operations and effects, 1984	287
9350	National survey of field training programs for police officers, 1985-1986	478
9351	Effects of foot patrol policing in Boston, 1977-1985	436

9352	Police performance and case attrition in Los Angeles County, 1980–1981	488
9353	Adult criminal careers in New York, 1972–1983	304
9367	Federal district court civil decisions, 1981–1987: Detroit, Houston, and Kansas City	188
9373	National survey of jails: Jurisdiction-level data, 1989	94
9394	National crime surveys: Crime school supplement, 1989	523
9396	Expenditure and employment data for the criminal justice system [United States]: CJEE extracts file, 1987	256
9397	Monitoring the future: A continuing study of the lifestyles and values of youth, 1989	574
9398	Gang involvement in “rock” cocaine trafficking in Los Angeles, 1984–1985	606
9399	Victims’ needs and victim services, 1988–1989: Evanston, Rochester, Pima County, and Fayette County	560
9400	Police documentation of drunk driving arrests, 1984–1987: Los Angeles, Denver, and Boston	639
9401	Community policing in Baltimore, 1986–1987	484
9402	National corrections reporting program, 1987: [United States]	86
9419	Survey of inmates of local jails, 1989: [United States]	101
9420	Mandatory drug offender processing data, 1986: Alaska, California, Iowa, Minnesota, Nebraska, New York, North Carolina, and Virginia	583
9421	International victimization survey, 1988 and 1992	533
9422	United States Supreme Court judicial database, 1953–1996 terms	237
9436	ABC News/ <i>Washington Post</i> poll, January 1990	5
9437	<i>Washington Post</i> Mayor Barry poll, January 1990	28
9438	ABC News/ <i>Washington Post</i> poll, February 1990	6
9445	Census of public and private juvenile detention, correctional, and shelter facilities, 1988–1989: [United States]	83
9446	Expenditure and employment data for the criminal justice system: CJEE individual units file and estimates file, 1988	259
9447	Minnesota juvenile court records, 1984–1987	182
9448	Missouri juvenile court records, 1984–1987	182
9449	National judicial reporting program, 1988: [United States]	162
9450	National corrections reporting program, 1988: [United States]	87
9462	ABC News/ <i>Washington Post</i> Souter nomination poll, July 1990	6
9470	Uniform crime reporting program data [United States]: Detailed arrest and offense data for 321 counties, 1988	393
9476	Organized crime business activities and their implications for law enforcement, 1986–1987	455
9477	Drug use forecasting in 24 cities in the United States, 1987–1995	626
9478	Use and effectiveness of hypnosis and the cognitive interview for enhancing eyewitness recall: Philadelphia, 1988–1989	482
9479	Providing help to victims: A study of psychological and material outcomes in New York City, 1984–1985	530
9480	Child abuse, neglect, and violent criminal behavior in a Midwest metropolitan area of the United States, 1967–1988	375
9481	Domestic violence experience in Omaha, Nebraska, 1986–1987	453
9482	National justice agency list, 1987	262
9485	Strategic lawsuits against public participation (SLAPPs), 1987–1990: [United States]	167
9488	CBS News/ <i>New York Times</i> abortion poll, July 1989	12
9489	CBS News/ <i>New York Times</i> drug poll, September 1989	14
9491	CBS News/ <i>New York Times</i> abortion polls, September–October 1989	13

9498	CBS News/ <i>New York Times</i> monthly poll, March–April 1990	14
9502	WCBS-TV News/ <i>New York Times</i> race relations poll, June 1990	28
9507	Capital punishment in the United States, 1973–1989	76
9508	National pretrial reporting program, 1988–1989	186
9513	Organizations convicted in federal criminal courts, 1987–1996: [United States]	243
9517	Gender of prisoners admitted to state and federal institutions in the United States, 1926–1987	105
9522	National household survey on drug abuse, 1988	618
9523	Offender based transaction statistics (OBTS), 1988: Alabama, Alaska, California, Delaware, Idaho, Kentucky, Minnesota, Missouri, Nebraska, New Jersey, New York, Oregon, Pennsylvania, Utah, Vermont, and Virginia	165
9554	Expenditure and employment data for the criminal justice system [United States]: CJEE extracts file, 1988	256
9555	<i>Washington Post</i> Mayor Barry verdict poll, August 1990	29
9565	Mandatory drug offender processing data, 1987: New York	584
9569	National survey of jails: Jurisdiction-level data, 1990	94
9571	United Nations world crime surveys: First survey, 1970–1975, and second survey, 1975–1980	422
9572	Uniform crime reporting program data [United States]: Offenses known and clearances by arrest in all cities with populations over 250,000, 1989	408
9573	Uniform crime reporting program data [United States]: County-level detailed arrest and offense data, 1989	394
9574	Recidivism of felons on probation, 1986–1989: [United States].	98
9579	National prosecutors survey, 1990	202
9585	Drugs, alcohol, and student crime in the United States, April–May 1989	581
9586	Variations in criminal patterns among narcotic addicts in Baltimore and New York City, 1983–1984	629
9587	Electronic monitoring of nonviolent convicted felons: An experiment in home detention in Marion County, Indiana, 1986–1988	70
9588	Victim impact statements: Their effect on court outcomes and victim satisfaction in New York, 1988–1990	531
9589	Age-by-race specific crime rates, 1965–1985: [United States]	387
9590	Effects of local sanctions on serious criminal offending in cities with populations over 100,000, 1978–1983: [United States]	288
9594	Ethnicity and homicide in California, 1850–1900	415
9595	Survey of parents and children, 1990: [United States].	21
9599	Drinking and driving: A survey of licensed drivers in the United States, 1986	639
9612	ABC News Supreme Court nomination poll, July 1991	2
9664	Augmented federal probation, sentencing, and supervision information system, 1985	189
9665	Reducing prison violence by more effective inmate management: An experiment field test of the prisoner management classification (PMC) system in Washington State, 1987–1988	66
9666	Termination of criminal careers: Measurement of rates and their determinants in Detroit SMSA, 1974–1977	309
9667	Retail-level heroin enforcement and property crime in 30 cities in Massachusetts, 1980–1986	605
9668	Registry of randomized criminal justice experiments in sanctions, 1951–1983	293
9669	Calls for service to police as a means of evaluating crime trends in Oklahoma City, 1986–1988	443

9670	Changing patterns of drug abuse and criminality among crack cocaine users in New York City, 1988–1989	597
9671	Criminal justice outcomes of male offenders in 14 jurisdictions in the United States, 1985–1988	155
9682	National incidence studies of missing, abducted, runaway, and throwaway children (NISMART), 1988	323
9684	Patterns of drug use and their relation to improving prediction of patterns of delinquency and crime in Racine, Wisconsin, 1961–1988	637
9685	Minimum legal drinking age and crime in the United States, 1980–1987	334
9686	Drug testing of juvenile detainees to identify high-risk youth in Florida, 1986–1987	594
9691	Juvenile court statistics, 1986: Reported cases in calendar year data base	179
9699	Survey of tort litigants in three state courts, 1989–1990: [United States]	175
9723	Multiple cause of death, 1986	419
9724	Multiple cause of death, 1987	419
9729	Access to justice in Ontario, 1985–1988	199
9730	National maternal and infant health survey, 1988	612
9732	Impact of legislation to prohibit “happy hours” in Indiana, 1983–1986	607
9733	Fraud victimization survey, 1990: [United States]	514
9734	Pretrial home detention with electronic monitoring: An evaluation in Marion County, Indiana, 1988–1989	130
9735	Criminal careers and crime control in Massachusetts [The Glueck Study]: A matched-sample longitudinal research design, Phase I, 1939–1963	335
9736	Impact of sentencing reforms and speedy trial laws in the United States, 1969–1989	224
9737	Socioeconomic and demographic characteristics of synthetic drug users in San Diego and Washington, DC, 1990	596
9741	Testing theories of criminality and victimization in Seattle, 1960–1990	552
9742	Use and effectiveness of fines, jail, and probation in municipal courts in Los Angeles County, 1981–1984	114
9743	Survey of households in five judicial districts of the United States: A civil litigation project, 1977–1979	239
9745	Monitoring the future: A continuing study of the lifestyles and values of youth, 1990	574
9748	State strategic planning under the drug control and system improvement formula grant program in the United States, 1990	271
9749	Law enforcement management and administrative statistics (LEMAS), 1990	440
9766	ABC News/ <i>Washington Post</i> Clarence Thomas vote delay polls, October 1991	4
9772	Study of tribal and Alaska Native juvenile justice systems in the United States, 1990	230
9773	Expenditure and employment data for the criminal justice system [United States]: CJEE extracts file, 1989	257
9785	Uniform crime reporting program data [United States]: County-level detailed arrest and offense data, 1990	394
9786	Teenage attitudes and practices survey, 1989: [United States]	19
9788	Repeat complaint address policing: Two field experiments in Minneapolis, 1985–1987	496
9789	Effects of cognitive interviewing, practice, and interview style on children’s recall performance in California, 1989–1990	214

CONTENTS OF

National Criminal Justice Reference Service (NCJRS)
Box 6000
Rockville, MD 20849-6000

9790	Changing patterns of drug abuse and criminality among crack cocaine users in New York City: Criminal histories and criminal justice system processing, 1983-1984, 1986	597
9791	Effects of drug testing on defendant risk in Dade County, Florida, 1987	600
9792	National youth gang intervention and suppression survey, 1980-1987	361
9793	Evaluation of a repeat offender unit in Phoenix, Arizona, 1987-1989	489
9807	Evaluation of Arizona pretrial services drug testing programs, 1987-1989	582
9808	Minneapolis intervention project, 1986-1987	455
9811	Multiple cause of death, 1984	419
9812	Multiple cause of death, 1985	419
9819	Capital punishment in the United States, 1973-1990	76
9823	Survey of lawyers in the metropolitan New York media market, 1989	234
9824	Census of public and private juvenile detention, correctional, and shelter facilities, 1990-1991: [United States]	83
9833	National household survey on drug abuse, 1990	619
9837	National survey of judges and court practitioners, 1991	243
9844	Prosecutorial discretion and plea bargaining in federal criminal courts in the United States, 1983-1990	245
9845	Impact of sentencing guidelines on the use of incarceration in federal criminal courts in the United States, 1984-1990	240
9849	National corrections reporting program, 1989: [United States]	87
9850	British crime survey, 1988	543
9861	WCBS-TV News/ <i>New York Times</i> New York City and suburban poll, November 1991	27
9871	Monitoring the future: A continuing study of the lifestyles and values of youth, 1991	575
9875	Americans' use of time, 1985	557
9879	Multiple cause of death, 1983	418
9880	Multiple cause of death, 1982	418
9902	Intergenerational study of parents and children, 1962-1993: [Detroit]	24
9907	Murder cases in 33 large urban counties in the United States, 1988	386
9908	Census of state and federal adult correctional facilities, 1990	79
9916	Crime commission rates among incarcerated felons in Nebraska, 1986-1990	122
9917	Management of death row inmates, 1986-1987: [United States]	144
9918	Caseflow management and delay reduction in urban trial courts of the United States, 1979, 1983-1985	223
9919	Deterring drug use with intensive probation in New Jersey, 1989-1990	634
9920	Criminal victimization among women in Cleveland, Ohio: Impact on health status and medical service usage, 1986	548
9921	Validating prison security classification instruments in Hawaii, 1984-1985	111
9922	Criminal violence and incapacitation in California, 1962-1988	116
9923	National assessment program survey of criminal justice personnel in the United States, 1986	281
9924	Anticipating community drug problems in Washington, DC, and Portland, Oregon, 1984-1990	601
9925	Reporting of drug-related crimes: Resident and police perspectives in the United States, 1988-1990	593
9926	Shock incarceration in Louisiana, 1987-1989	128
9941	ABC News/ <i>Washington Post</i> Los Angeles beating poll, April 1992	5
9947	Evaluation of adult urine testing/drug use surveillance project in Washington, DC, 1984-1986	640

9948	National youth survey [United States]: Wave VI, 1983	317
9961	Study of race, crime, and social policy in Oakland, California, 1976–1982	363
9962	Modern policing and the control of illegal drugs: Testing new strategies in Oakland, California, and Birmingham, Alabama, 1987–1989	504
9963	Implementation of quantitative decision aids in the Oklahoma probation and parole system, 1989–1990	147
9964	Criminal careers, criminal violence, and substance abuse in California, 1963–1983	373
9965	Alternative procedures for reducing delays in criminal appeals: Sacramento, Springfield, and Rhode Island, 1983–1984	207
9966	Milwaukee domestic violence experiment, 1987–1989	497
9968	Evaluating network sampling in victimization surveys in Peoria, Illinois, 1986	529
9969	Automated reporting system pilot project in Los Angeles, 1990	452
9970	Evaluation of the implementation and impact of the Massachusetts intensive probation supervision project, 1984–1985	107
9971	Perceptual deterrence and desistance from crime: A study of repetitive serious property offenders in Tennessee, 1987–1988	359
9972	Arson measurement, analysis, and prevention in Massachusetts, 1983–1985	413
9973	Relationship of mental disorder to violent behavior in the United States, 1983–1984	313
9974	Effects of legal supervision of chronic addict offenders in southern California, 1974–1981	565
9976	Classification of rapists in Massachusetts, 1980–1990	141
9977	Evaluation of the Maricopa County [Arizona] demand reduction program, 1989–1991	603
9978	Mental disorder and violent crime: A 20-year cohort study in New York State, 1968–1988	362
9979	Drug abuse as a predictor of rearrest or failure to appear in court in New York City, 1984	642
9980	Evaluation of the New York City police cadet corps, 1986–1989	486
9981	Line police officer knowledge of search and seizure law: An exploratory multi-city test in the United States, 1986–1987	480
9982	Evaluating alternative police responses to spouse assault in Colorado Springs: An enhanced replication of the Minneapolis experiment, 1987–1989	434
9984	Intra- and intergenerational aspects of serious domestic violence and alcohol and drug abuse in Buffalo, 1987	581
9985	Impact of the court process on sexually abused children in North Carolina, 1983–1986	233
9986	Criminal careers of juveniles in New York City, 1977–1983	376
9988	Techniques for assessing the accuracy of recidivism prediction scales, 1960–1980: [Miami, Albuquerque, New York City, Alameda and Los Angeles counties, and the State of California]	311
9989	Measuring crime rates of prisoners in Colorado, 1988–1989	318
9990	Comparison of drug control strategies in San Diego, 1989	634
9991	Modeling the crime reduction effects and economic benefits of drug abuse treatment, 1979–1981: [United States]	590
9992	Center for research on social reality [Spain] survey, April 1992: Justice and civic rights	16
9998	Arrests as communications to criminals in St. Louis, 1970, 1972–1982	470

