

**Data
available
from
the**

National Archive of Criminal Justice Data

157916

**Sponsored by
Bureau of Justice Statistics
U.S. Department of Justice**

**Operated by
Inter-university Consortium for
Political and Social Research**

1995

157916

**U.S. Department of Justice
National Institute of Justice**

This document has been reproduced exactly as received from the person or organization originating it. Points of view or opinions stated in this document are those of the authors and do not necessarily represent the official position or policies of the National Institute of Justice.

Permission to reproduce this [REDACTED] material has been granted by

Public Domain/BJIS

U.S. Department of Justice

to the National Criminal Justice Reference Service (NCJRS).

Further reproduction outside of the NCJRS system requires permission of the [REDACTED] owner.

157916

Data Collections

Available From

The National Archive of Criminal Justice Data

NCJRS

DEC 14 1995

ACQUISITIONS

1995

This document describes data collections that have been processed and archived by the National Archive of Criminal Justice Data within the Inter-university Consortium for Political and Social Research. These resources have been developed under a contract with the Bureau of Justice Statistics, U.S. Department of Justice.

**National Criminal Justice Reference Service
P.O. Box 6000
Rockville, MD 20850**

Rockwell International Corporation
P.O. Box 6000
Rockville, MD 20850

The National Archive of Criminal Justice Data

Sponsored by the Bureau of Justice Statistics (BJS), an agency of the U.S. Department of Justice, the National Archive of Criminal Justice Data (NACJD) was established in 1978 under the auspices of the Inter-university Consortium for Political and Social Research (ICPSR). The headquarters of NACJD are located, along with the central staff of ICPSR, in the Institute for Social Research at the University of Michigan. The central mission of NACJD is to facilitate and encourage research in the field of criminal justice through the sharing of data resources. Specific goals include:

- Providing computer-readable data for the quantitative study of crime and the criminal justice system through the development of a central data archive that disseminates computer-readable data
- Supplying technical assistance in selecting data collections and the computer hardware and software for analyzing data efficiently and effectively
- Offering training in quantitative methods of social science research to facilitate secondary analysis of criminal justice data

About the Inter-university Consortium for Political and Social Research

Since 1962, ICPSR has served the academic community by acquiring, processing, and distributing data relevant to a broad spectrum of academic disciplines including criminology, political science, sociology, law, history, economics, gerontology, public health, and education. The Consortium maintains the world's largest repository of computer-based research and instructional data for the social sciences.

ICPSR is a membership-based organization with over 325 member colleges and universities in North America and several hundred additional institutions served by national mem-

bers abroad. Payment of an annual institutional fee entitles faculty, staff, and students at member schools to take advantage of the full range of ICPSR services. Because ICPSR is structured as a "partnership" with its member institutions, it is able to provide facilities and services to researchers and scholars that no one college or university could offer independently. Most ICPSR services are provided at no charge to the individual user.

Each member institution designates one person on campus to serve as the "ICPSR Official Representative" (OR). The OR functions as a liaison between ICPSR and the member school and can answer questions about data already on campus and arrange for local users to obtain access to data housed at ICPSR.

How to order data

Individuals at member institutions can order data through their campus ORs. Individuals at nonmember institutions may obtain ICPSR data by paying an access fee. BJS supports the utilization of criminal justice data by individuals working in government or under grants from the Department of Justice.

Users at nonmember institutions or in government agencies wishing to order criminal justice-related data collections should contact NACJD staff members directly. Individuals at member schools can also contact staff regarding substantive and technical issues. Call or write to:

National Archive of Criminal Justice Data
ICPSR
Institute for Social Research
P.O. Box 1248
Ann Arbor, MI 48106
800-999-0960
313-763-5011
Internet: nacjd@icpsr.umich.edu



Using the catalog

This catalog includes descriptions of the data collections relevant to research on criminal justice that have been released by ICPSR through May 1995. Collections are organized by topic. Study descriptions include a brief outline of the substantive content of the collection as well as the number and length of records in the data file(s).

ICPSR data processing

Users of ICPSR data should note that all ICPSR data collections have been checked to determine that data and documentation correspond. For those collections containing confidential information such as names or dates, the sensitive information has been removed or recoded to protect the anonymity of respondents. In addition, ICPSR supplies with its most recent releases a codebook containing a bibliographic citation and introductory materials describing the collection. Additional information about data processing is presented in the EXTENT OF PROCESSING field of the data collection descriptions. This field is available for only the most recently released collections. The key below offers definitions of the abbreviations used in this field.

Extent of processing key

CDBK.ICPSR	= ICPSR produced a codebook for this collection.
CONCHK.PR	= Consistency checks performed by Data Producer/Principal Investigator.
CONCHK.ICPSR	= Consistency checks performed by ICPSR.
DDEF.ICPSR	= ICPSR generated SAS and/or SPSS data definition statements for this collection.
FREQ.PR	= Frequencies provided by Data Producer/Principal Investigator.

FREQ.ICPSR	= Frequencies provided by ICPSR.
MDATA.PR	= Missing data codes standardized by Data Producer/Principal Investigator.
MDATA.ICPSR	= Missing data codes standardized by ICPSR.
RECODE	= ICPSR performed recodes and/or calculated derived variables.
REFORM.DATA	= Data reformatted by ICPSR.
REFORM.DOC	= Documentation reformatted by ICPSR.
SCAN	= Hardcopy documentation converted to machine-readable form by ICPSR.
UNDOCCHK.PR	= Checks for undocumented codes performed by Data Producer/Principal Investigator.
UNDOCCHK.ICPSR	= Checks for undocumented codes performed by ICPSR.

Another aid provided to users by ICPSR is the assignment of ICPSR "Class" numbers (IV, III, II, or I) reflecting the level of archive processing. At each level, from IV through I, additional investments of archival staff and computational resources have been made. This classification scheme is not an indicator of the substantive quality of the data, nor does it always correspond to any given level of technical data quality. (Note: The data class designations were discontinued in May 1994 and replaced by the Extent of Processing field described above.) The following chart outlines the archiving steps that are generally taken at each level.

Class I data collections have been checked, corrected if necessary, and formatted to ICPSR specifications. Also, the data may have been recoded and reorganized in consultation with the investigator to maximize their utilization and accessibility. An electronic codebook is usually available. This codebook fully documents the data and may include descriptive statistics such as frequencies or

means. For those Class I datasets that have codebooks available in printed form, a copy of the printed codebook is supplied routinely to each ICPSR Official Representative. All Class I studies are available in multiple technical formats and SPSS and SAS data definition statements are provided for many Class I collections.

Class II data collections have been checked and formatted to ICPSR specifications. All nonnumeric codes have been removed. The studies in this class are available in multiple technical formats and SPSS and SAS data definition statements are provided for many Class II collections. The documentation exists as either an electronic codebook (which may be edited and updated as required by further processing), a multilithed draft version, or a photocopy of the investigator's codebook. Any peculiarities in the data will be indicated in the documentation. A copy of the documentation will be supplied when the data are requested.

Class III data collections have been checked by the ICPSR staff for the appropriate number of cards per case and accurate data locations as specified by the investigator's codebook. Often frequency checks have been made on these data. Known data discrepancies and other problems, if any, will be communicated to the user at the time the data are requested. One copy of the codebook for these data will be supplied when the data are requested. The data themselves usually are available only in the format provided by the principal investigator.

Class IV studies are distributed in the form received by ICPSR from the original investigator. Users of Class IV data should keep several considerations in mind. Problems may

exist that would not be known before processing begins, and thus ICPSR can take no responsibility for the technical condition of the data. The requestor, therefore, must be prepared to accept some uncertainty as to the condition of the data. Requests for these studies will normally require a longer time to complete than more fully processed studies. In addition, staff assistance on problems encountered in the use of Class IV data will be limited. This policy is intended to ensure that staff resources are maximized while at the same time not preventing early access to data for those who must have them as soon as possible. The documentation for Class IV studies is reproduced from the material originally received. One copy of the documentation will be supplied upon request from the Official Representative.

Additional information about ICPSR data

All data files, including OSIRIS data, are ASCII files, and can be used with any commercial statistical software package. SAS, SPSS, or OSIRIS data definition statements are also available for many collections. Although these statements are designed specifically for one of these software packages, the information they contain can be used with any number of statistical packages. Data collections included in this catalog represent only a partial listing of the holdings of ICPSR. Users are strongly urged to consult the *ICPSR Guide to Resources and Services* for a complete listing of the archive's data collections.

Contents

List of data collections	ix
I. Attitude surveys	1
II. Community studies	27
III. Corrections — adult	37
IV. Corrections — juvenile	85
V. Court case processing	89
VI. Courts	115
VII. Criminal justice system	147
VIII. Crime and delinquency	161
IX. Governmental response to crime	195
X. Illegal corporate behavior	201
XI. Official statistics	205
XII. Police	229
XIII. Victimization	261
XIV. Drug use and crime	287
Data on desktop media	319
Serial data on criminal justice	327
Index of principal investigators	333
Index of titles	339

Index of data collections

I. Attitude surveys	1	ABC News/ <i>Washington Post</i> ABC News/ <i>Washington Post</i> poll, February 1990 (ICPSR 9438)	6
Bureau of Justice Statistics, U.S. Dept. of Justice National crime surveys: Cities attitude sub-sample, 1972-1975 (ICPSR 7663)	1	ABC News/ <i>Washington Post</i> ABC News/ <i>Washington Post</i> Souter nomination poll, July 1990 (ICPSR 9462)	6
ABC News ABC News drug abuse poll, 1986 (ICPSR 8636)	1	American Political Science Association/ Wesley G. Skogan and William Klecka SETUPS: American politics: Fear of crime (ICPSR 7368)	7
ABC News ABC News Ginsburg poll, November 1987 (ICPSR 8885)	1	Blumenthal, Monica D., Robert L. Kahn, and Frank M. Andrews ICPSR instructional subset: Justifying violence: Attitudes of American men, 1969 (ICPSR 7517)	7
ABC News ABC News "Nightline" drugs and alcohol poll, August 1988 (ICPSR 9180)	2	Blumenthal, Monica D., Robert L. Kahn, and Frank M. Andrews Justifying violence: Attitudes of American men, 1969 (ICPSR 3504)	7
ABC News ABC News poll of public opinion on crime, December 1982 (ICPSR 8100)	2	CBS News CBS News "48 Hours" gun poll, March 1989 (ICPSR 9233)	8
ABC News ABC News Supreme Court nomination poll, July 1991 (ICPSR 9612)	3	CBS News/ <i>The New York Times</i> CBS News/ <i>New York Times</i> abortion poll, July 1989 (ICPSR 9488)	8
ABC News/ <i>Washington Post</i> ABC News/ <i>Washington Post</i> Bork vote poll, October 1987 (ICPSR 8888)	3	CBS News/ <i>The New York Times</i> CBS News/ <i>New York Times</i> abortion polls, September-October 1989 (ICPSR 9491)	9
ABC News/ <i>Washington Post</i> ABC News/ <i>Washington Post</i> Clarence Thomas vote delay polls, October 1991 (ICPSR 9766)	3	CBS News/ <i>The New York Times</i> CBS News/ <i>New York Times</i> drug poll, September 1989 (ICPSR 9489)	10
ABC News/ <i>Washington Post</i> ABC News/ <i>Washington Post</i> Los Angeles beating poll, April 1992			
ABC News/ <i>Washington Post</i> ABC News/ <i>Washington Post</i> poll, January 1990 (ICPSR 9436)	5		

CBS News/ <i>The New York Times</i> CBS News/ <i>New York Times</i> monthly poll, March–April 1990 (ICPSR 9498)	10	Davis, James A., and Tom W. Smith General social surveys, 1972–1993: [cumulative file] (ICPSR 6217)	13
Centro de Investigaciones Sobre la Realidad Social (CIRES) Center for research on social reality [Spain] survey, April 1992: Justice and civic rights (ICPSR 9992)	11	Davis, James A., and Tom W. Smith General social surveys, 1972–1994: [cumulative file] (ICPSR 6492)	13
Center for Urban Affairs and Policy Research Reactions to crime project, 1977 [Chicago, Philadelphia, San Francisco]: Survey on fear of crime and citizen behavior (ICPSR 8162)	11	Lavrakas, Paul J., and Wesley G. Skogan Citizen participation and community crime prevention, 1979: Chicago metropolitan area survey (ICPSR 8086)	14
Davis, James A. General social survey, 1972 (ICPSR 7309)	12	Mendelsohn, Harold, and Garrett J. O'Keefe Media crime prevention campaign in the United States, 1980 (ICPSR 8050)	14
Davis, James A. General social survey, 1973 (ICPSR 7315)	12	Miethe, Terance D. Public attitudes toward lawyers and legal disputes, 1993: [United States] (ICPSR 6403)	15
Davis, James A. General social survey, 1974 (ICPSR 7341)	12	National Center for Health Statistics Teenage attitudes and practices survey, 1989: [United States] (ICPSR 9786)	15
Davis, James A. General social survey, 1975 (ICPSR 7367)	12	National Center for Health Statistics Teenage attitudes and practices survey II, 1993: [United States] (ICPSR 6375)	16
National Opinion Research Center General social survey, 1976 (ICPSR 7398)	12	National Commission on Children Survey of parents and children, 1990: [United States] (ICPSR 9595)	17
National Opinion Research Center General social survey, 1977 (ICPSR 7573)	13	<i>The New York Times</i> New York Times race relations survey, March 1987: New York City (ICPSR 9214)	17
Davis, James A., and Tom W. Smith General social surveys, 1972–1986: [cumulative file] (ICPSR 8609)	13	Reif, Karlheinz, and Anna Melich Euro-Barometer 32: The single European market, drugs, alcohol, and cancer, November 1989 (ICPSR 9519)	18
Davis, James A., and Tom W. Smith General social surveys, 1972–1991: [cumulative file] (ICPSR 9710)	13	Richardson, Richard, et al. Public attitudes toward the criminal justice system and criminal victimization in North Carolina, 1971 (ICPSR 7670)	19
Davis, James A., and Tom W. Smith General social surveys, 1972–1991: [cumulative file supplement, 1992] (ICPSR 9967)	13		

Sigel, Roberta S., and Cliff Zukin
Sex discrimination as perceived by adult males and females, 1985: [New Jersey]
 (ICPSR 9250) 19

Thornton, Arland, and Deborah Freedman
Intergenerational study of parents and children, 1962-1985: [Detroit]
 (ICPSR 9902) 20

Tittle, Charles R.
Public attitudes toward deviant behavior, 1972: Iowa, New Jersey, and Oregon
 (ICPSR 8480) 20

WABC-TV/*New York Daily News*
WABC-TV/*New York Daily News* race relations poll, January 1988
 (ICPSR 9187) 21

WABC-TV/*New York Daily News*
WABC-TV/*New York Daily News* subway shooting-vigilante poll, January 1985
 (ICPSR 8555) 21

WABC-TV/*New York Daily News*
WABC-TV/*New York Daily News* subway shooting follow-up poll, March 1985
 (ICPSR 8562) 22

WCBS-TV News/*The New York Times*
WCBS-TV News/*New York Times* race relations poll, June 1988
 (ICPSR 9106) 22

WCBS-TV News/*The New York Times*
WCBS-TV News/*New York Times* race relations poll, June 1990
 (ICPSR 9502) 23

WCBS-TV News/*The New York Times*
New York City and suburban poll, November 1991
 (ICPSR 9861) 23

Washington Post
***Washington Post* Mayor Barry poll, January 1990**
 (ICPSR 9437) 24

Washington Post
***Washington Post* Mayor Barry verdict poll, August 1990**
 (ICPSR 9555) 24

II. Community studies 27

American Institutes for Research
National evaluation of the community anti-crime program, 1979-1981
 (ICPSR 8704) 27

Fowler, Floyd J.
Residential neighborhood crime control project: Hartford, Connecticut, 1973, 1975-1977, 1979
 (ICPSR 7682) 27

Greenberg, Stephanie
Characteristics of high and low crime neighborhoods in Atlanta, 1980
 (ICPSR 7951) 28

Hakim, Simon
Impact of casino gambling on crime in the Atlantic City region, 1970-1984
 (ICPSR 9237) 28

Kenney, Dennis Jay
Fear of crime and the Guardian Angels: Attitudes of New York City subway riders, 1984
 (ICPSR 8531) 29

Kobrin, Solomon, and Leo A. Schuerman
Interaction between neighborhood change and criminal activity, 1979
 (ICPSR 9056) 29

Lavrakas, Paul J., and Wesley G. Skogan
Citizen participation and community crime prevention, 1979: Chicago metropolitan area survey
 (ICPSR 8086) 30

Loftin, Colin
Detroit area study, 1979: A study of metropolitan issues
 (ICPSR 9301) 30

McPherson, Marlys, Glenn Silloway, and David Frey
Crime, fear, and control in neighborhood commercial centers: Minneapolis and St. Paul, 1970-1982
 (ICPSR 8167) 31

Milder, N. David
Downtown safety, security, and development in New York City, 1984
 (ICPSR 9326) 31

Pennell, Susan, Christine Curtis, and Joel Henderson Guardian Angels: Citizen response to crime in selected cities of the United States, 1984 (ICPSR 8935)	32	Bureau of Justice Statistics, U.S. Dept. of Justice Capital punishment in the United States, 1973-1990 (ICPSR 9819)	38
Rodgers, Willard L., Robert W. Marans, et al. Quality of life in the Detroit metropolitan area, 1975 (ICPSR 7986)	33	Bureau of Justice Statistics, U.S. Dept. of Justice Census of state adult correctional facilities, 1979 (ICPSR 7852)	39
Skogan, Wesley G. Disorder and community decline in 40 neighborhoods of the United States, 1977-1983 (ICPSR 8944)	33	Bureau of Justice Statistics, U.S. Dept. of Justice Census of state adult correctional facilities, 1984 (ICPSR 8444)	39
Spelman, William Reactions to crime in Atlanta and Chicago, 1979-1980 (ICPSR 8215)	34	Bureau of Justice Statistics, U.S. Dept. of Justice Census of state and federal adult correctional facilities, 1990 (ICPSR 9908)	39
Taub, Richard, and D. Garth Taylor Crime factors and neighborhood decline in Chicago, 1979 (ICPSR 7952)	34	Bureau of Justice Statistics, U.S. Dept. of Justice Historical statistics on prisoners in state and federal institutions, yearend 1925-1986: [United States] (ICPSR 8912)	40
Thompson, James W. Relationships between employment and crime: A survey of Brooklyn residents, 1979-1980 (ICPSR 8649)	35	Bureau of Justice Statistics, U.S. Dept. of Justice National corrections reporting program, 1983: [United States] (ICPSR 8363)	40
III. Corrections - adult	37	Bureau of Justice Statistics, U.S. Dept. of Justice National corrections reporting program, 1984: [United States] (ICPSR 8497)	41
Bureau of Justice Statistics, U.S. Dept. of Justice Capital punishment in the United States, 1973-1987 (ICPSR 9210)	37	Bureau of Justice Statistics, U.S. Dept. of Justice National corrections reporting program, 1985: [United States] (ICPSR 8918)	41
Bureau of Justice Statistics, U.S. Dept. of Justice Capital punishment in the United States, 1973-1988 (ICPSR 9337)	37	Bureau of Justice Statistics, U.S. Dept. of Justice National corrections reporting program, 1986: [United States] (ICPSR 9276)	42
Bureau of Justice Statistics, U.S. Dept. of Justice Capital punishment in the United States, 1973-1989 (ICPSR 9507)	38		

Bureau of Justice Statistics, U.S. Dept. of Justice National corrections reporting program, 1987: [United States] (ICPSR 9402)	42	Bureau of Justice Statistics, U.S. Dept. of Justice National jail census, 1988 (ICPSR 9256)	45
Bureau of Justice Statistics, U.S. Dept. of Justice National corrections reporting program, 1988: [United States] (ICPSR 9450)	42	Bureau of Justice Statistics, U.S. Dept. of Justice National survey of jails: Jurisdiction- level and jail-level data, 1985 (ICPSR 8687)	46
Bureau of Justice Statistics, U.S. Dept. of Justice National corrections reporting program, 1989 (ICPSR 9849)	43	Bureau of Justice Statistics, U.S. Dept. of Justice National survey of jails: Jurisdiction- level and jail-level data, 1986 (ICPSR 8871)	46
Bureau of Justice Statistics, U.S. Dept. of Justice National corrections reporting program, 1990 (ICPSR 6141)	43	Bureau of Justice Statistics, U.S. Dept. of Justice National survey of jails: Jurisdiction- level data, 1987 (ICPSR 9074)	46
Bureau of Justice Statistics, U.S. Dept. of Justice National corrections reporting program, 1991 (ICPSR 6272)	44	Bureau of Justice Statistics, U.S. Dept. of Justice National survey of jails: Jurisdiction- level data, 1989 (ICPSR 9373)	47
Bureau of Justice Statistics, U.S. Dept. of Justice National corrections reporting program, 1992 (ICPSR 6400)	44	Bureau of Justice Statistics, U.S. Dept. of Justice National survey of jails: Jurisdiction- level data, 1990 (ICPSR 9569)	47
Bureau of Justice Statistics, U.S. Dept. of Justice National jail census, 1970 (ICPSR 7641)	45	Bureau of Justice Statistics, U.S. Dept. of Justice National survey of jails: Jurisdiction- level and jail-level data, 1992 (ICPSR 6395)	47
Bureau of Justice Statistics, U.S. Dept. of Justice National jail census, 1972 (ICPSR 7638)	45	Bureau of Justice Statistics, U.S. Dept. of Justice Recidivism among released prisoners, 1983: [United States] (ICPSR 8875)	47
Bureau of Justice Statistics, U.S. Dept. of Justice National jail census, 1978 (ICPSR 7737)	45	Bureau of Justice Statistics, U.S. Dept. of Justice Recidivism among young parolees: A study of inmates released from prison in 22 states, 1978 (ICPSR 8673)	48
Bureau of Justice Statistics, U.S. Dept. of Justice National jail census, 1983 (ICPSR 8203)	45	Bureau of Justice Statistics, U.S. Dept. of Justice Recidivism of felons on probation, 1986-1989: [United States] (ICPSR 9574)	49

Bureau of Justice Statistics, U.S. Dept. of Justice Survey of inmates of local jails, 1983: [United States] (ICPSR 8274)	49	Bureau of Justice Statistics, U.S. Dept. of Justice, and Inter-university Consortium for Political and Social Research Race of prisoners admitted to state and federal institutions in the United States, 1926-1986 (ICPSR 9165)	53
Bureau of Justice Statistics, U.S. Dept. of Justice Survey of inmates of local jails, 1989: [United States] (ICPSR 9419)	49	Abt Associates, Inc. Survey of American prisons and jails, 1979 (ICPSR 7899)	53
Bureau of Justice Statistics, U.S. Dept. of Justice Survey of inmates of state correctional facilities and census of state adult correctional facilities, 1974 (ICPSR 7811)	50	Apao, William K. Improving prison classification procedures in Vermont: Applying an interaction model, 1983-1985 (ICPSR 8933)	54
Bureau of Justice Statistics, U.S. Dept. of Justice Survey of inmates of state correctional facilities, 1979 (ICPSR 7856)	50	Austin, James Prison crowding and forced releases in Illinois, 1979-1982 (ICPSR 8921)	54
Bureau of Justice Statistics, U.S. Dept. of Justice Survey of inmates of state correctional facilities, 1986: [United States] (ICPSR 8711)	51	Austin, James Reducing prison violence by more effective inmate management: An experiment field test of the prisoner management classification (PMC) system in Washington State, 1987-1988 (ICPSR 9665)	55
Bureau of Justice Statistics, U.S. Dept. of Justice Survey of inmates of state correctional facilities, 1991: [United States] (ICPSR 6068)	51	Austin, James, Michael Jones, and Melissa Bolyard Evaluation of the Los Angeles County Regimented Inmate Diversion (RID) program, 1990-1991 (ICPSR 6236)	56
Bureau of Justice Statistics, U.S. Dept. of Justice Survey of jail inmates, 1972 (ICPSR 7668)	52	Austin, James, and Barry Krisberg Differential use of jail confinement in San Francisco, Los Angeles, and Yolo counties, 1981 (ICPSR 8920)	57
Bureau of Justice Statistics, U.S. Dept. of Justice Survey of jail inmates, 1978 (ICPSR 7751)	52	Austin, James, and Barry Krisberg Supervised pretrial release programs, 1979-1982: Miami, Milwaukee, and Portland (ICPSR 8919)	57
Bureau of Justice Statistics, U.S. Dept. of Justice, and Inter-university Consortium for Political and Social Research Gender of prisoners admitted to state and federal institutions in the United States, 1926-1987 (ICPSR 9517)	52	Baumer, Terry L., and Robert I. Mendelsohn Electronic monitoring of nonviolent convicted felons: An experiment in home detention in Marion County, Indiana, 1986-1988 (ICPSR 9587)	59

Bell, Raymond, et al. Learning deficiencies among adult inmates, 1982: Louisiana, Pennsylvania, and Washington (ICPSR 8359)	60	Hartigan, Richard Cost effectiveness of misdemeanor probation in Hamilton County, Ohio, 1981-1982 (ICPSR 8259)	66
Bradshaw, Richard Alfred Cross-validation of the Iowa offender risk assessment model in Michigan, 1980-1982 (ICPSR 9236)	60	Holeman, Herbert, and Barbara J. Krepps-Hess Women correctional officers in California, 1979 (ICPSR 8684)	66
Bureau of Prisons, U.S. Dept. of Justice Survey of inmates of federal correctional facilities, 1991 (ICPSR 6037)	61	Horney, Julie, and Ineke Haen Marshall Crime commission rates among incarcerated felons in Nebraska, 1986-1990 (ICPSR 9916)	67
Byrne, James M., and Linda M. Kelly Evaluation of the implementation and impact of the Massachusetts intensive probation supervision project, 1984-1985 (ICPSR 9970)	62	Lattimore, Pamela K. Sandhills [North Carolina] vocational delivery system evaluation project, 1983-1987 (ICPSR 9224)	68
Downs, George W., and David M. Rocke Validating prison security classification instruments in Hawaii, 1984-1985 (ICPSR 9921)	63	Laub, John H., and Robert J. Sampson Criminal careers and crime control in Massachusetts [the Glueck study]: A matched-sample longitudinal research design, Phase I, 1939-1963 (ICPSR 9735)	70
Espy, M. Watt, and John Ortiz Smykia Executions in the United States, 1608-1991: The Espy file (ICPSR 8451)	63	MacKenzie, Doris L., James W. Shaw, and Voncile B. Gowdy Shock incarceration in Louisiana, 1987-1989 (ICPSR 9926)	70
Glaser, Daniel, and Margaret A. Gordon Use and effectiveness of fines, jail, and probation in municipal courts in Los Angeles County, 1981-1984 (ICPSR 9742)	64	Mande, Mary J. Validation of the RAND selective incapacitation survey and the Iowa risk assessment scale in Colorado, 1982 and 1986 (ICPSR 9292)	72
Goodstein, Lynne, John H. Kramer, John R. Hepburn, and Doris L. MacKenzie Effects of determinant sentencing on institutional climate and prison administration: Connecticut, Minnesota, Illinois, 1981-1983 (ICPSR 8278)	64	Marsden, Mary Ellen, and Thomas Orsagh Matching treatment and offender: North Carolina, 1980-1982 (ICPSR 8515)	72
Gottfredson, Stephen D., and Don M. Gottfredson Criminal violence and incapacitation in California, 1962-1988 (ICPSR 9922)	65	Maxfield, Michael G., and Terry L. Baumer Pretrial home detention with electronic monitoring: An evaluation in Marion County, Indiana, 1988-1989 (ICPSR 9734)	73
Harper, Dean Crime and mental disorder, 1972 (ICPSR 9088)	65		

McCarthy, Jack, D. Randall Smith, and William R. Smith Effects of sentences on subsequent criminal behavior in New Jersey, 1976-1977 (ICPSR 8986)	73	The RAND Corporation Survey of jail and prison inmates, 1978 (ICPSR 8169)	80
Messinger, Sheldon Characteristics and movement of felons in California prisons, 1851-1964 (ICPSR 7971)	74	Rauch, W. Hardy, et al. and the American Correctional Association Management of death row inmates, 1986-1987: [United States] (ICPSR 9917)	80
Milkman, Raymond H. Employment services for ex-offenders, 1981-1984: Boston, Chicago, and San Diego (ICPSR 8619)	75	Romm, Joseph Evaluation of intensive probation in Milwaukee, 1980-1981 (ICPSR 8276)	81
Palumbo, Dennis J., Michael Musheno, and Steven Maynard-Moody Implementation of community corrections in Oregon, Colorado, and Connecticut, [1981] (ICPSR 8407)	76	Rossi, Peter Transitional aid research project (TARP), 1976-1977 (ICPSR 7874)	82
Pearson, Frank S. Intensive supervision program in New Jersey, 1983-1986 (ICPSR 9291)	76	Schmidt, Peter, and Ann D. Witte Predicting recidivism in North Carolina, 1978 and 1980 (ICPSR 8987)	82
Peterson, Mark A., Suzanne Polich, and Jan Michael Chaiken Survey of California prison inmates, 1976 (ICPSR 7797)	77	Schneider, Anne L., Zoann Snyder-Joy, and Laurie H. Ervin Implementation of quantitative decision aids in the Oklahoma probation and parole system, 1989-1990 (ICPSR 9963)	83
Prentky, Robert A., and Raymond A. Knight Classification of rapists in Massachusetts, 1980-1990 (ICPSR 9976)	77	Wright, James, and Peter Rossi Armed criminals in America: A survey of incarcerated felons, 1983 (ICPSR 8357)	83
Prentky, Robert, and Raymond Knight Dangerous sex offenders: Classifying, predicting, and evaluating outcomes of clinical treatment in Bridgewater, Massachusetts, 1982-1985 (ICPSR 8985)	78	Wright, Kevin Improving correctional classification, New York, 1981-1983 (ICPSR 8437)	83
Rafter, Nicole Hahn Women in prison, 1800-1935: Tennessee, New York, and Ohio (ICPSR 8481)	79	IV. Corrections - juvenile	85
The RAND Corporation Effects of prison versus probation in California, 1980-1982 (ICPSR 8700)	79	Bureau of Justice Statistics, U.S. Dept. of Justice Juvenile detention and correctional facility census, 1971 (ICPSR 7637)	85
		Bureau of Justice Statistics, U.S. Dept. of Justice Juvenile detention and correctional facility census, 1973 (ICPSR 7639)	85

Bureau of Justice Statistics,
U.S. Dept. of Justice
**Juvenile detention and correctional
facility census, 1974**
(ICPSR 7706) 86

Bureau of Justice Statistics,
U.S. Dept. of Justice
**Juvenile detention and correctional
facility census, 1975**
(ICPSR 7707) 86

Office of Juvenile Justice and Delinquency
Prevention, U.S. Dept. of Justice
**Juvenile detention and correctional
facility census, 1977**
(ICPSR 7758) 86

Office of Juvenile Justice and Delinquency
Prevention, U.S. Dept. of Justice
**Juvenile detention and correctional
facility census, 1979**
(ICPSR 7846) 86

Office of Juvenile Justice and Delinquency
Prevention, U.S. Dept. of Justice
**Juvenile detention and correctional
facility census, 1982-1983**
(ICPSR 8205) 86

Office of Juvenile Justice and Delinquency
Prevention and Bureau of Justice Statistics,
U.S. Dept. of Justice
**Juvenile detention and correctional
facility census, 1984-1985**
(ICPSR 8495) 86

Office of Juvenile Justice and Delinquency
Prevention, U.S. Dept. of Justice
**Census of public and private juvenile
detention, correctional, and shelter
facilities, 1986-1987: [United States]**
(ICPSR 8973) 87

Office of Juvenile Justice and Delinquency
Prevention, U.S. Dept. of Justice
**Census of public and private juvenile
detention, correctional, and shelter
facilities 1988-1989: [United States]**
(ICPSR 9445) 87

Office of Juvenile Justice and Delinquency
Prevention, U.S. Dept. of Justice
**Census of public and private juvenile
detention, correctional, and shelter
facilities, 1990-1991: [United States]**
(ICPSR 9824) 87

Bureau of Justice Statistics,
U.S. Dept. of Justice
**Survey of youths in custody, 1987:
[United States]**
(ICPSR 8992) 88

V. Court case processing . . . 89

Bureau of Justice Statistics,
U.S. Dept. of Justice
**Offender based transaction statistics
(OBTS), 1979: Hawaii**
(ICPSR 8042) 89

Bureau of Justice Statistics,
U.S. Dept. of Justice
**Offender based transaction statistics
(OBTS), 1980: California, Ohio,
New York, and Pennsylvania**
(ICPSR 8248) 89

Bureau of Justice Statistics,
U.S. Dept. of Justice
**Offender based transaction statistics
(OBTS), 1981: California, Ohio,
Pennsylvania, Utah, Minnesota,
New York, and Virginia**
(ICPSR 8277) 89

Bureau of Justice Statistics,
U.S. Dept. of Justice
**Offender based transaction statistics
(OBTS), 1982: California, Ohio,
Pennsylvania, Utah, Minnesota,
New York, Virginia, Virgin Islands**
(ICPSR 8408) 90

Bureau of Justice Statistics,
U.S. Dept. of Justice
**Offender based transaction statistics
(OBTS), 1983: California, Minnesota,
Nebraska, New York, Ohio, Pennsylvania,
Utah, Virgin Islands, and Virginia**
(ICPSR 8449) 90

Bureau of Justice Statistics,
U.S. Dept. of Justice
**Offender based transaction statistics
(OBTS), 1984: Alaska, California,
Delaware, Georgia, Minnesota, Missouri,
Nebraska, New York, Ohio, Pennsylvania,
and Virginia**
(ICPSR 8675) 90

Bureau of Justice Statistics, U.S. Dept. of Justice Offender based transaction statistics (OBTS), 1985: Alaska, California, Delaware, Georgia, Minnesota, Missouri, Nebraska, New York, Pennsylvania, and Virginia (ICPSR 8911)	90	Abrahamse, Allan F., Patricia A. Ebener, and Stephen P. Klein Criminal justice outcomes of male offenders in 14 jurisdictions in the United States, 1985-1988 (ICPSR 9671)	91
Bureau of Justice Statistics, U.S. Dept. of Justice Offender based transaction statistics (OBTS), 1986: Alabama, Alaska, California, Delaware, Georgia, Minnesota, Missouri, Nebraska, New York, Pennsylvania, and Virginia (ICPSR 9130)	90	Abt Associates, Inc. Prosecution of felony arrests, 1982: Portland, Oregon and Washington, DC (ICPSR 8717)	92
Bureau of Justice Statistics, U.S. Dept. of Justice Offender based transaction statistics (OBTS), 1987: Alabama, Alaska, California, Delaware, Georgia, Minnesota, Missouri, Nebraska, New Jersey, New York, Pennsylvania, Utah, Vermont, and Virginia (ICPSR 9287)	90	Abt Associates, Inc. Prosecution of felony arrests, 1982: St. Louis (ICPSR 8705)	93
Bureau of Justice Statistics, U.S. Dept. of Justice Offender based transaction statistics (OBTS), 1988: Alabama, Alaska, California, Delaware, Idaho, Kentucky, Minnesota, Missouri, Nebraska, New Jersey, New York, Oregon, Pennsylvania, Utah, Vermont, and Virginia (ICPSR 9523)	91	Baldus, David C., George Woodworth, and Charles A. Pulaski, Jr. Charging and sentencing of murder and voluntary manslaughter cases in Georgia, 1973-1979 (ICPSR 9264)	93
Bureau of Justice Statistics, U.S. Dept. of Justice Offender based transaction statistics (OBTS), 1989: Alabama, Alaska, California, Idaho, Kentucky, Minnesota, Missouri, Nebraska, New Jersey, New York, Pennsylvania, Vermont, and Virginia (ICPSR 6190)	91	Baldus, David C., George Woodworth, and Charles A. Pulaski, Jr. Procedural reform of jury murder convictions in Georgia, 1970-1978 (ICPSR 9265)	94
Bureau of Justice Statistics, U.S. Dept. of Justice Offender based transaction statistics (OBTS), 1990: Alabama, Alaska, California, Idaho, Minnesota, Missouri, Nebraska, New Jersey, New York, Pennsylvania, Vermont, and Virginia (ICPSR 6191)	91	Bogart, W.A., and Neil Vidmar Access to justice in Ontario, 1985-1988 (ICPSR 9729)	94
		Boland, Barbara Prosecution of felony arrests, 1986: Indianapolis, Los Angeles, New Orleans, Portland, St. Louis, and Washington, DC (ICPSR 9094)	95
		Chaiken, Marcia R. Selecting career criminals for priority prosecution, 1984-1986: Los Angeles County, California and Middlesex County, Massachusetts (ICPSR 8980)	96
		Chapper, Joy A., and Roger A. Hanson Alternative procedures for reducing delays in criminal appeals: Sacramento, Springfield, and Rhode Island, 1983-1984 (ICPSR 9965)	97
		Clarke, Stevens H. Alaska plea bargaining study, 1974-1976 (ICPSR 7714)	98

Clarke, Stevens H. Felony prosecution and sentencing in North Carolina, 1981-1982 (ICPSR 8307)	98	Institute for Law and Social Research, Inc. Prosecutors management and information system (PROMIS), New Orleans, 1979 (ICPSR 8219)	103
Clements, William H. Effectiveness of client specific planning as an alternative sentence, 1981-1982: Washington, DC and Fairfax, Montgomery, and Prince George counties (ICPSR 8943)	99	Institute for Law and Social Research, Inc. Prosecutors management and information system (PROMIS), Rhode Island, 1979 (ICPSR 8288)	103
Cunniff, Mark A. Penal code citations: Sentencing in 18 American felony courts, 1983-1984 (ICPSR 8396)	99	Institute for Law and Social Research, Inc. Prosecutors management and information system (PROMIS), St. Louis, 1979 (ICPSR 8225)	103
Cunniff, Mark A. Sentencing outcomes in 28 felony courts, 1985 [United States] (ICPSR 8708)	100	Kerstetter, Wayne A. Evaluation of pretrial settlement conference, Dade County, Florida, criminal court, 1979 (ICPSR 7710)	104
Cunniff, Mark A., and the National Association of Criminal Justice Planners A sentencing postscript: Felony probationers under supervision in the community, 1983 (ICPSR 8647)	100	Kritzer, Herbert M., David M. Trubek, William L.F. Felstiner, Joel B. Grossman, and Austin Sarat Civil litigation in the United States, 1977-1979 (ICPSR 7994)	104
Feeney, Floyd Arrests without conviction: How often they occur and why, 1979-1980: Jacksonville and San Diego (ICPSR 8180)	101	Lind, Allan E., Deborah R. Hensler, et al. Survey of tort litigants in three state courts, 1989-1990: [United States] (ICPSR 9699)	105
Forst, Brian, and William Rhodes Sentencing in eight United States district courts, 1973-1978 (ICPSR 8622)	101	Loftin, Colin, and Milton Heumann Firearms violence and the Michigan Felony Firearm Law: Detroit, 1976-1978 (ICPSR 8509)	106
Goldkamp, John S., and Michael R. Gottfredson Judicial decision guidelines for bail: The Philadelphia experiment, 1981-1982 (ICPSR 8358)	102	Marvell, Thomas B., and Carlisle E. Moody, Jr. Impact of sentencing reforms and speedy trial laws in the United States, 1969-1989 (ICPSR 9736)	106
Hindus, Michael S. Slave trials in Anderson and Spartanburg counties, South Carolina, 1818-1861 (ICPSR 8674)	102	Miethe, Terance D., and Charles A. Moore Evaluation of Minnesota's felony sentencing guidelines, 1978-1984 (ICPSR 9235)	107
Institute for Law and Social Research, Inc. Prosecutors management and information system (PROMIS) data, Washington, DC, 1974-1975 (ICPSR 7643)	103	Miller, Herbert S., William F. McDonald, and James A. Cramer Plea bargaining in the United States, 1978 (ICPSR 7775)	107

Nagel, Stuart S. Search and seizure data, 1963 (ICPSR 7539)	108	Sparks, Richard F. New Jersey statewide criminal justice guidelines evaluation, 1979 (ICPSR 7910)	112
Nagel, Stuart S., Thomas Eimermann, and Kathleen Reinbolt Free press, fair trial data, 1970 (ICPSR 7541)	108	Sparks, Richard F. New Jersey statewide criminal justice guidelines evaluation, 1980: Inmate survey data (ICPSR 7911)	112
Nagel, Stuart S., Paul Wice, and Marian Neff Pretrial release data, 1969 (ICPSR 7538)	108	Toborg, Mary A. Pretrial release practices in the United States, 1976-1978 (ICPSR 7972)	113
Nardulli, Peter, James Eisenstein, and Roy B. Fleming Comparing court case processing in nine courts, 1979-1980 (ICPSR 8621)	109	Welch, Susan, and Cassia Spohn Effects of prior record in sentencing research in a large northeastern city, 1968-1979: [United States] (ICPSR 8929)	113
National Center for State Courts Criminal case processing in metropolitan courts, 1976 (ICPSR 7750)	109	VI. Courts	115
Pretrial Services Resource Center National pretrial reporting program, 1988-1989 (ICPSR 9508)	110	Bureau of Justice Statistics, U.S. Dept. of Justice Census of state felony courts, 1985: [United States] (ICPSR 8667)	115
Pretrial Services Resource Center National pretrial reporting program, 1990-1991 (ICPSR 6136)	110	Bureau of Justice Statistics, U.S. Dept. of Justice National judicial reporting program, 1986: [United States] (ICPSR 9073)	115
Pretrial Services Resource Center National pretrial reporting program, 1992-1993 (ICPSR 6489)	110	Bureau of Justice Statistics, U.S. Dept. of Justice National judicial reporting program, 1988: [United States] (ICPSR 9449)	116
Runyan, Desmond K., Mark D. Everson, Wanda M. Hunter, and Nancy M.P. King Impact of the court process on sexually abused children in North Carolina, 1983-1986 (ICPSR 9985)	110	Bureau of Justice Statistics, U.S. Dept. of Justice National judicial reporting program, 1990: [United States] (ICPSR 6038)	116
Sipes, Dale Anne, and Mary Eisner Oram Analyzing trial time in California, Colorado, and New Jersey, 1986 (ICPSR 9223)	111	Bureau of Justice Statistics, U.S. Dept. of Justice National prosecutors survey, 1990 (ICPSR 9579)	116
Sparks, Richard F. Massachusetts statewide criminal justice guidelines evaluation, 1979: Sentencing data (ICPSR 7909)	112	Bureau of Justice Statistics, U.S. Dept. of Justice National prosecutors survey, 1992 (ICPSR 6273)	117

Bureau of Justice Statistics, U.S. Dept. of Justice National survey of court organization: Courts and court division, 1971-1972 (ICPSR 7640)	118	Federal Judicial Center Judicial district data book, 1983: [United States] (ICPSR 8439)	126
Abt Associates, Inc. Federal justice statistics program data, 1978-1991: [United States] (ICPSR 9296)	118	Geiselman, R. Edward, Karen J. Saywitz, and Gail K. Bornstein Effects of cognitive interviewing, practice, and interview style on children's recall performance in California, 1989-1990 (ICPSR 9789)	127
Abt Associates, Inc. National indigent criminal defense survey, 1982: [United States] (ICPSR 8417)	120	Grofman, Bernard Multnomah County [Oregon] jury project, 1973-1976 (ICPSR 9030)	127
Aikman, Alexander, Mary Elsner Oram, and Frederick Miller Use of adjuncts to supplement judicial resources in six jurisdictions, 1983-1986: [United States] (ICPSR 8979)	121	Heinz, John P., and Edward O. Laumann Chicago lawyers survey, 1975 (ICPSR 8218)	128
Canan, Penelope, and George W. Pring Strategic lawsuits against public participation (SLAPPs), 1987-1990: [United States] (ICPSR 9485)	122	Hindus, Michael S., Theodore M. Hammett, and Barbara M. Hobson Massachusetts superior court files, 1859-1959 (ICPSR 7776)	128
Church, Thomas W., Jr. Assessing local legal culture: Practitioner norms in four criminal courts, 1979 (ICPSR 7808)	123	Hirsch, Ronald L. National survey of lawyers' career satisfaction, Wave I, 1984, and Wave II, 1990 (ICPSR 8975)	128
Cole, George F., and Barry Mahoney Fines as a criminal sanction: Practices and attitudes of trial court judges in the United States, 1985 (ICPSR 8945)	123	Marvell, Thomas B., and Carlisle E. Moody, Jr. State appellate court adaptation to caseload increase, 1968-1984: [United States] (ICPSR 8262)	129
Court Statistics and Information Management Project, National Center for State Courts State court statistics, 1978-1980 (ICPSR 8280)	124	Musheno, Michael C. AIDS-related written court decisions in federal and state courts, 1984-1989: [United States] (ICPSR 6502)	129
Dunworth, Terence, and Nicholas Pace Jury verdicts database for Cook County, Illinois, and all counties in California, 1960-1984 (ICPSR 6232)	124	Nagel, Stuart S. Federal court cases, 1962-1963 (ICPSR 7245)	130
Federal Judicial Center Federal court cases: Integrated data base, 1970-1991 (ICPSR 8429)	126	Nagel, Stuart S. Judicial characteristics and judicial decision-making study, 1955 (ICPSR 7084)	130
		Nagel, Stuart S., and Anthony S. Champagne Legal representation data, 1970 (ICPSR 7540)	130

National Center for Juvenile Justice Juvenile court statistics, 1982: [United States] (ICPSR 8440)	131	National Center for State Courts Public image of courts, 1977: General public data (ICPSR 7703)	134
National Center for Juvenile Justice Juvenile court statistics, 1983: [United States] (ICPSR 8656)	131	National Center for State Courts Public image of courts, 1977: Special publics data (ICPSR 7704)	134
National Center for Juvenile Justice Juvenile court statistics, 1984: [United States] (ICPSR 8940)	131	National Center for State Courts State court statistics, 1987: [United States] (ICPSR 9266)	134
National Center for Juvenile Justice Juvenile court statistics, 1985: [United States] (ICPSR 9297)	132	Office of Juvenile Justice and Delinquency Prevention, U.S. Dept. of Justice Study of tribal and Alaska Native juvenile justice systems in the United States, 1990 (ICPSR 9772)	135
National Center for Juvenile Justice Juvenile court statistics, 1986: Reported cases in calendar year data base (ICPSR 9691)	132	Pennsylvania Sentencing Commission Pennsylvania sentencing data, 1977, 1980, 1983 (ICPSR 8327)	136
National Center for Juvenile Justice Juvenile court statistics, 1987: [United States] (ICPSR 6119)	132	Rowland, C.K. Federal district court civil decisions, 1981-1987: Detroit, Houston, and Kansas City (ICPSR 9367)	136
National Center for Juvenile Justice Juvenile court statistics, 1988: [United States] (ICPSR 6120)	132	Seron, Carroll Survey of lawyers in the metropolitan New York media market, 1989 (ICPSR 9823)	136
National Center for Juvenile Justice Juvenile court statistics, 1989: [United States] (ICPSR 6121)	132	Silverstein, Lee, and Stuart S. Nagel American Bar Foundation: State criminal court cases, 1962 (ICPSR 7272)	137
National Center for Juvenile Justice and Minnesota State Court Administration Minnesota juvenile court records, 1984-1987 (ICPSR 9447)	132	Spaeth, Harold J. United States Supreme Court judicial database, 1953-1993 terms (ICPSR 9422)	137
National Center for Juvenile Justice and Missouri Division of Youth Services Missouri juvenile court records, 1984-1987 (ICPSR 9448)	133	Trubek, David M., et al. Survey of households in five judicial districts of the United States: A civil litigation project, 1977-1979 (ICPSR 9743)	138
National Center for Juvenile Justice and Nebraska Commission on Law Enforcement and Criminal Justice Nebraska juvenile court records, 1975-1987 (ICPSR 8915)	133	U.S. Sentencing Commission Augmented federal probation, sentencing, and supervision information system, 1985 (ICPSR 9664)	138

U.S. Sentencing Commission Impact of sentencing guidelines on the use of incarceration in federal criminal courts in the United States, 1984-1990 (ICPSR 9845)	139	Bureau of Justice Statistics, U.S. Dept. of Justice Expenditure and employment data for the criminal justice system [United States]: Extract file, 1983 (ICPSR 8455)	147
U.S. Sentencing Commission Monitoring of federal criminal sentences, 1987-1993 (ICPSR 9317)	140	Bureau of Justice Statistics, U.S. Dept. of Justice Expenditure and employment data for the criminal justice system [United States]: Extract file, 1984 (ICPSR 9162)	147
U.S. Sentencing Commission National survey of judges and court practitioners, 1991 (ICPSR 9837)	141	Bureau of Justice Statistics, U.S. Dept. of Justice Expenditure and employment data for the criminal justice system [United States]: Extract file, 1985 (ICPSR 9161)	147
U.S. Sentencing Commission Organizations convicted in federal criminal courts, 1988-1990: [United States] (ICPSR 9513)	141	Bureau of Justice Statistics, U.S. Dept. of Justice Expenditure and employment data for the criminal justice system [United States]: Extract file, 1986 (ICPSR 9160)	147
U.S. Sentencing Commission Prosecutorial discretion and plea bargaining in federal criminal courts in the United States, 1983-1990 (ICPSR 9844)	142	Bureau of Justice Statistics, U.S. Dept. of Justice Expenditure and employment data for the criminal justice system [United States]: Extract file, 1987 (ICPSR 9396)	147
U.S. Sentencing Commission United States federal mandatory minimum statutes study, 1989-1990 (ICPSR 6009)	142	Bureau of Justice Statistics, U.S. Dept. of Justice Expenditure and employment data for the criminal justice system [United States]: Extract file, 1988 (ICPSR 9554)	147
Vera Institute of Justice New York City court employment project evaluation study, 1976-1979 (ICPSR 7832)	143	Bureau of Justice Statistics, U.S. Dept. of Justice Expenditure and employment data for the criminal justice system [United States]: Extract file, 1989 (ICPSR 9773)	147
Whinery, Leo H., et al. Predictive sentencing of 16-18 year old male habitual traffic offenders, 1969-1975: [Oklahoma] (ICPSR 8508)	143	Bureau of Justice Statistics, U.S. Dept. of Justice Expenditure and employment data for the criminal justice system [United States]: Extract file, 1990 (ICPSR 6006)	148
Yankelovich, Skelly, and White, Inc. Survey of judges on the role of courts in American society, 1979 (ICPSR 7824)	144		
VII. Criminal justice system . . .	147		
Bureau of Justice Statistics, U.S. Dept. of Justice Expenditure and employment data for the criminal justice system [United States]: Extract file, 1982 (ICPSR 8382)	147		

Bureau of Justice Statistics, U.S. Dept. of Justice Expenditure and employment data for the criminal justice system [United States]: Extract file, 1991 (ICPSR 6259)	148	Bureau of Justice Statistics, U.S. Dept. of Justice State and local prosecution and civil attorney systems, 1976 (ICPSR 7674)	151
Bureau of Justice Statistics, U.S. Dept. of Justice Expenditure and employment data for the criminal justice system: Annual files, 1971-1979 (ICPSR 7618)	148	Bureau of Justice Statistics, U.S. Dept. of Justice State and local probation and parole systems, 1976 (ICPSR 7673)	151
Bureau of Justice Statistics, U.S. Dept. of Justice Expenditure and employment data for the criminal justice system: Individual units file and estimates file, 1985 (ICPSR 8650)	148	American Justice Institute Systems and training requirements for criminal justice participants (Project STAR), 1971-1974: California, Michigan, New Jersey, Texas (ICPSR 8392)	151
Bureau of Justice Statistics, U.S. Dept. of Justice Expenditure and employment data for the criminal justice system: Individual units file and estimates file, 1988 (ICPSR 9446)	148	Bureau of Social Science Research, Inc. National manpower survey, 1973-1976 (ICPSR 7675)	151
Bureau of Justice Statistics, U.S. Dept. of Justice Expenditure and employment data for the criminal justice system: Longitudinal file, 1971-1979, 1985, 1988 (ICPSR 7636)	149	Camp, George M., and LeRoy Gould Influence of sanctions and opportunities on rates of bank robbery, 1970-1975: [United States] (ICPSR 8260)	152
Bureau of Justice Statistics, U.S. Dept. of Justice National justice agency list, 1980 (ICPSR 7858)	149	Center for Action Research and Social Science Education Consortium Law-related education evaluation project [United States], 1979-1984 (ICPSR 8406)	152
Bureau of Justice Statistics, U.S. Dept. of Justice National justice agency list, 1985 (ICPSR 8489)	150	Chabotar, Kent National assessment of criminal justice needs, 1983: [United States] (ICPSR 8362)	153
Bureau of Justice Statistics, U.S. Dept. of Justice National justice agency list, 1986 (ICPSR 8692)	150	Champagne, Anthony S., and Stuart S. Nagel Legal service agencies, 1970 (ICPSR 7369)	153
Bureau of Justice Statistics, U.S. Dept. of Justice National justice agency list, 1987 (ICPSR 9482)	150	Dunworth, Terence, and Aaron J. Saiger State strategic planning under the drug control and system improvement formula grant program in the United States, 1990 (ICPSR 9748)	153
Bureau of Justice Statistics, U.S. Dept. of Justice National justice agency list, 1992 (ICPSR 6228)	150	Ehrlich, Isaac Deterrent effects of punishment on crime rates, 1959-1960 (ICPSR 7716)	154

Feyerherm, William H. Individual responses to affirmative action issues in criminal justice agencies, 1981: [United States] (ICPSR 9311)	154	Bachman, Jerald G., Lloyd D. Johnston, and Patrick M. O'Malley Monitoring the future: A continuing study of the lifestyles and values of youth, 1977 (ICPSR 7928)	161
Los Angeles District Attorney's Office Operation hardcore [crime] evaluation: Los Angeles, 1976-1980 (ICPSR 9038)	155	Bachman, Jerald G., Lloyd D. Johnston, and Patrick M. O'Malley Monitoring the future: A continuing study of the lifestyles and values of youth, 1978 (ICPSR 7929)	162
McDonald, William F., Lonnie A. Athens, and Thomas J. Minton Repeat offender laws in the United States: Forms, uses, and perceived value, 1983 (ICPSR 9328)	156	Bachman, Jerald G., Lloyd D. Johnston, and Patrick M. O'Malley Monitoring the future: A continuing study of the lifestyles and values of youth, 1979 (ICPSR 7930)	162
McEwen, J.T., Barbara Webster, and Edward Connors National assessment program survey of criminal justice personnel in the United States, 1986 (ICPSR 9923)	156	Bachman, Jerald G., Lloyd D. Johnston, and Patrick M. O'Malley Monitoring the future: A continuing study of the lifestyles and values of youth, 1980 (ICPSR 7900)	162
Office of Justice Assistance, Research, and Statistics Law enforcement assistance administration profile data, [1968-1978] (ICPSR 8075)	158	Bachman, Jerald G., Lloyd D. Johnston, and Patrick M. O'Malley Monitoring the future: A continuing study of the lifestyles and values of youth, 1981 (ICPSR 9013)	162
Triplett, Ruth, et al. City police expenditures, 1946-1985: [United States] (ICPSR 8706)	158	Bachman, Jerald G., Lloyd D. Johnston, and Patrick M. O'Malley Monitoring the future: A continuing study of the lifestyles and values of youth, 1982 (ICPSR 9045)	162
Wise, Lois Recascino Factors influencing the quality and utility of government-sponsored criminal justice research in the United States, 1975-1986 (ICPSR 9089)	158	Bachman, Jerald G., Lloyd D. Johnston, and Patrick M. O'Malley Monitoring the future: A continuing study of the lifestyles and values of youth, 1983 (ICPSR 8387)	162
Zedlewski, Edwin W. Public and private resources in public safety [United States]: Metropolitan area panel data, 1977 and 1982 (ICPSR 8988)	159	Bachman, Jerald G., Lloyd D. Johnston, and Patrick M. O'Malley Monitoring the future: A continuing study of the lifestyles and values of youth, 1984 (ICPSR 8388)	162
VIII. Crime and delinquency	161		
Bachman, Jerald G., Lloyd D. Johnston, and Patrick M. O'Malley Monitoring the future: A continuing study of the lifestyles and values of youth, 1976 (ICPSR 7927)	161		

Bachman, Jerald G., Lloyd D. Johnston, and Patrick M. O'Malley Monitoring the future: A continuing study of the lifestyles and values of youth, 1985 (ICPSR 8546)	162	Bachman, Jerald G., Lloyd D. Johnston, and Patrick M. O'Malley Monitoring the future: A continuing study of the lifestyles and values of youth, 1993 (ICPSR 6367)	164
Bachman, Jerald G., Lloyd D. Johnston, and Patrick M. O'Malley Monitoring the future: A continuing study of the lifestyles and values of youth, 1986 (ICPSR 8701)	162	Bachman, Jerald G., Lloyd D. Johnston, and Patrick M. O'Malley Monitoring the future: A continuing study of the lifestyles and values of youth, 1976–1992: Concatenated core file (ICPSR 6227)	165
Bachman, Jerald G., Lloyd D. Johnston, and Patrick M. O'Malley Monitoring the future: A continuing study of the lifestyles and values of youth, 1987 (ICPSR 9079)	163	Blumstein, Alfred, and Jacqueline Cohen Adult criminal careers in New York, 1972–1983 (ICPSR 9353)	166
Bachman, Jerald G., Lloyd D. Johnston, and Patrick M. O'Malley Monitoring the future: A continuing study of the lifestyles and values of youth, 1988 (ICPSR 9259)	163	Blumstein, Alfred, and Jacqueline Cohen Adult criminal careers, Michigan: 1974–1977 (ICPSR 8279)	166
Bachman, Jerald G., Lloyd D. Johnston, and Patrick M. O'Malley Monitoring the future: A continuing study of the lifestyles and values of youth, 1989 (ICPSR 9397)	163	Cohen, Jacqueline, and Alfred Blumstein Termination of criminal careers: Measurement of rates and their determinants in Detroit SMSA, 1974–1977 (ICPSR 9666)	166
Bachman, Jerald G., Lloyd D. Johnston, and Patrick M. O'Malley Monitoring the future: A continuing study of the lifestyles and values of youth, 1990 (ICPSR 9745)	163	Cohen, Jacqueline, Sherwood Zimmerman, and Stephen King Techniques for assessing the accuracy of recidivism prediction scales, 1960–1980: [Miami, Albuquerque, New York City, Alameda and Los Angeles counties, and the state of California] (ICPSR 9988)	167
Bachman, Jerald G., Lloyd D. Johnston, and Patrick M. O'Malley Monitoring the future: A continuing study of the lifestyles and values of youth, 1991 (ICPSR 9871)	164	Collins, James J., Susan L. Bailey, Charles D. Phillips, and Amy Craddock Relationship of mental disorder to violent behavior in the United States, 1983–1984 (ICPSR 9973)	168
Bachman, Jerald G., Lloyd D. Johnston, and Patrick M. O'Malley Monitoring the future: A continuing study of the lifestyles and values of youth, 1992 (ICPSR 6133)	164	Debro, Julius Research on minorities, [1981]: Race and crime in Atlanta and Washington, DC (ICPSR 8459)	169
		Denno, Deborah W. Longitudinal study of biosocial factors related to crime and delinquency, 1959–1962: [Pennsylvania] (ICPSR 8928)	169

Dietz, Park Elliot, and Daniel A. Martell Mentally disordered offenders in pursuit of celebrities and politicians (ICPSR 6007)	170	Geerken, Michael R., Alfred C. Miranne, and Mary Baldwin Kennedy New Orleans offender study, 1973–1986 (ICPSR 6005)	176
Elliott, Delbert National youth survey [United States]: Wave I, 1976 (ICPSR 8375)	171	Gibbs, John J., and Peggy L. Shelly Port Authority cargo theft data of New Jersey and New York, 1978–1980 (ICPSR 8089)	177
National youth survey [United States]: Wave II, 1977 (ICPSR 8424)	171	Gibbs, John J., and Peggy L. Shelly SLATS truck theft data of New York City, 1976–1980 (ICPSR 8090)	177
National youth survey [United States]: Wave III, 1978 (ICPSR 8506)	171	Gibbs, John J., and Peggy L. Shelly Xenon (New Jersey) commercial burglary data, 1979–1981 (ICPSR 8088)	178
National youth survey [United States]: Wave IV, 1979 (ICPSR 8917)	172	Gold, Martin, and Jay R. Williams National survey of youth, 1967 (ICPSR 3509)	178
National youth survey [United States]: Wave V, 1980 (ICPSR 9112)	172	Gold, Martin National survey of youth, 1972 (ICPSR 7593)	178
National youth survey [United States]: Wave VI, 1983 (ICPSR 9948)	172	Haapanen, Rudy, and Carl F. Jesness Early identification of the chronic offender, [1978–1980: California] (ICPSR 8226)	179
Farrington, David P. Cambridge study in delinquent development [Great Britain], 1961–1981 (ICPSR 8488)	172	Hewitt, John Social order in Middletown, 1932–1975 (ICPSR 9058)	180
Feierabend, Ivo, Rosalind Feierabend, and F.M. Jagger Data bank of assassinations, 1948–1967 (ICPSR 5208)	173	Katz, Jack Autobiographical accounts of property offenses by youths at UCLA, 1983–1984 (ICPSR 8950)	180
Figlio, Robert M., Paul E. Tracy, and Marvin E. Wolfgang Delinquency in a birth cohort II: Philadelphia, 1958–1986 (ICPSR 9293)	173	Klein, Malcolm, and Cheryl Maxson Deinstitutionalization of status offenders: A study of intervention practices for youth in seven cities in the United States, 1987–1991 (ICPSR 6039)	181
Finkelhor, David, Gerald Hotaling, and Andrea Sedlak National incidence studies of missing, abducted, runaway, and throwaway children (NISMART), 1988 (ICPSR 9682)	174	Loeber, Rolf Screening of youth at risk for delinquency in Oregon, 1980–1985 (ICPSR 9312)	182
Forst, Brian, and William Rhodes Six-year follow-up study on career criminals, 1970–1976: [United States] (ICPSR 8648)	175	Paternoster, Raymond, et al. Youths and deterrence: Columbia, South Carolina, 1979–1981 (ICPSR 8255)	182

Pennell, Susan, Christine Curtis, and Jeff Tayman Illegal immigration and crime in San Diego and El Paso counties, 1985-1986 (ICPSR 9330)	183	Widom, Cathy Spatz Child abuse, neglect, and violent criminal behavior in a Midwest metropolitan area of the United States, 1967-1988 (ICPSR 9480)	189
Polk, Kenneth Marion County [Oregon] youth study, 1964-1979 (ICPSR 8334)	184	Winterfield, Laura A. Criminal careers of juveniles in New York City, 1977-1983 (ICPSR 9986)	190
Shannon, Lyle W. Juvenile delinquency and adult crime, 1948-1977 [Racine, Wisconsin]: City ecological data (ICPSR 8164)	184	Wolfgang, Marvin E., Robert M. Figlio, and Thorsten Sellin Delinquency in a birth cohort in Philadelphia, Pennsylvania, 1945-1963 (ICPSR 7729)	191
Shannon, Lyle W. Juvenile delinquency and adult crime, 1948-1977 [Racine, Wisconsin]: Three birth cohorts (ICPSR 8163)	185	Wright, Richard, and Scott H. Decker Exploring the house burglar's perspective: Observing and interviewing offenders in St. Louis, 1989-1990 (ICPSR 6148)	192
Shover, Neal Perceptual deterrence and desistance from crime: A study of repetitive serious property offenders in Tennessee, 1987-1988 (ICPSR 9971)	185	Zill, Nicholas, Frank Furstenberg, Jr., and James Peterson National survey of children: Wave I, 1976, Wave II, 1981, and Wave III, 1987 (ICPSR 8670)	193
Singer, Simon I. Deterrent effects of the New York juvenile offender law, 1974-1984 (ICPSR 9324)	186		
Spergel, Irving A., and G. David Curry National youth gang intervention and suppression survey, 1980-1987 (ICPSR 9792)	187		
Steadman, Henry J., Pamela Clark Robbins, and Carmen Cirincione Mental disorder and violent crime: A 20-year cohort study in New York State, 1968-1988 (ICPSR 9978)	188		
Swicord, Donald Survey of facilities for runaway and homeless youth, 1983-1988 (ICPSR 9129)	188		
Toch, Hans, and Kenneth Adams Disturbed violent offenders in New York, 1985 (ICPSR 9325)	189		
		IX. Governmental response to crime	195
		Jacob, Herbert Governmental responses to crime in the United States, 1948-1978 (ICPSR 8076)	195
		Jochsch, Hans C., and Ralph K. Jones Minimum legal drinking age and crime in the United States, 1980-1987 (ICPSR 9685)	195
		Kohfeld, Carol W., and John Sprague Arrests as communications to criminals in St. Louis, 1970, 1972-1982 (ICPSR 9998)	196
		Maxfield, Michael G. Impact of legislation to prohibit "happy hours" in Indiana, 1983-1986 (ICPSR 9732)	197

Pogue, Thomas F. Deterrent effects of arrests and imprisonment in the United States, 1960-1977 (ICPSR 7973)	198	Baumer, Terry L., and Michael D. Carrington Robbery of financial institutions in Indiana, 1982-1984 (ICPSR 9310)	206
Rosenbaum, Dennis P., Arthur J. Lurigio, and Paul J. Lavrakas Crime stoppers: A national evaluation of program operations and effects, 1984 (ICPSR 9349)	198	Bennett, Richard R. Correlates of crime: A study of 52 nations, 1960-1984 (ICPSR 9258)	207
Sampson, Robert J. Effects of local sanctions on serious criminal offending in cities with populations over 100,000, 1978-1983: [United States] (ICPSR 9590)	199	Block, Carolyn Rebecca, and the Illinois Criminal Justice Information Authority Homicides in Chicago, 1965-1981 (ICPSR 8941)	207
Weisburd, David, Lawrence W. Sherman, and Anthony Petrosino Registry of randomized criminal justice experiments in sanctions, 1951-1983 (ICPSR 9668)	200	Block, Carolyn Rebecca, and the Illinois Criminal Justice Information Authority Homicides in Chicago, 1965-1990 (ICPSR 6399)	208
X. Illegal corporate behavior	201	Bureau of the Census, U.S. Dept. of Commerce Census of population and housing, 1970 [United States]: Persons in institutions and other group quarters by age, sex, race, and Spanish origin (ICPSR 8342)	208
Block, Michael K., and Fredrick C. Nold Deterrent effects of antitrust enforcement [United States]: The ready-mix concrete industry, 1970-1980 (ICPSR 9040)	201	Bureau of the Census, U.S. Dept. of Commerce Census of population and housing, 1980 [United States]: Group quarters population by age, sex, race, and Spanish origin (ICPSR 8341)	208
Clinard, Marshall B., and Peter C. Yeager Illegal corporate behavior, 1975-1976 (ICPSR 7855)	201	Cohen, Jacqueline, and Richard Rosenfeld Age-by-race specific crime rates, 1965-1985: [United States] (ICPSR 9589)	209
Wheeler, Stanton, David Weisburd, and Nancy Bode Nature and sanctioning of white collar crime, 1976-1978: Federal judicial districts (ICPSR 8989)	202	Federal Bureau of Investigation, U.S. Dept. of Justice Uniform crime reporting program data: [United States] (ICPSR 9028)	210
XI. Official statistics	205	Federal Bureau of Investigation, U.S. Dept. of Justice Uniform crime reporting program data [United States], 1966-1976 (ICPSR 7676)	211
Bureau of Justice Statistics, U.S. Dept. of Justice Murder cases in 33 large urban counties in the United States, 1988 (ICPSR 9907)	205	Federal Bureau of Investigation, U.S. Dept. of Justice Uniform crime reports, 1966-1976: Data aggregated by standard metropolitan statistical areas (ICPSR 7743)	211
Archer, Dane, and Rosemary Gartner Violence and crime in cross-national perspective, 1900-1972 (ICPSR 8612)	206		

<p>Federal Bureau of Investigation, U.S. Dept. of Justice Uniform crime reports, 1958–1969, and county and city data books, 1962, 1967, 1972: Merged data (ICPSR 7715) 211</p>	<p>Federal Bureau of Investigation, U.S. Dept. of Justice Uniform crime reporting program data [United States]: County-level detailed arrest and offense data, 1990 (ICPSR 9785) 214</p>
<p>Federal Bureau of Investigation, U.S. Dept. of Justice Uniform crime reporting program data [United States]: County level arrest and offenses data, 1977–1983 (ICPSR 8703) 212</p>	<p>Federal Bureau of Investigation, U.S. Dept. of Justice Uniform crime reporting program data [United States]: County-level detailed arrest and offense data, 1991 (ICPSR 6036) 215</p>
<p>Federal Bureau of Investigation, U.S. Dept. of Justice Uniform crime reporting program data [United States]: County level arrest and offenses data, 1984 (ICPSR 8714) 212</p>	<p>Federal Bureau of Investigation, U.S. Dept. of Justice Uniform crime reporting program data [United States]: County-level detailed arrest and offense data, 1992 (ICPSR 6316) 215</p>
<p>Federal Bureau of Investigation, U.S. Dept. of Justice Uniform crime reports: County level detailed arrest and offense data, 1985 and 1987 (ICPSR 9252) 212</p>	<p>Federal Bureau of Investigation, U.S. Dept. of Justice Uniform crime reports: Arrest data for the 75 most populous counties in the United States, 1986 (ICPSR 9163) 216</p>
<p>Federal Bureau of Investigation, U.S. Dept. of Justice Uniform crime reports: County level arrest and offense data, 1986 (ICPSR 9119) 213</p>	<p>Federal Bureau of Investigation, U.S. Dept. of Justice Uniform crime reports: Arrest data for 121 counties in the United States, 1986 (ICPSR 9226) 216</p>
<p>Federal Bureau of Investigation, U.S. Dept. of Justice Uniform crime reports: County level detailed arrest and offense data, 1988 (ICPSR 9335) 213</p>	<p>Federal Bureau of Investigation, U.S. Dept. of Justice Uniform crime reporting program data [United States]: Offenses known and clearances by arrest in all cities with populations over 250,000, 1987–1988 (ICPSR 9336) 216</p>
<p>Federal Bureau of Investigation, U.S. Dept. of Justice Uniform crime reporting program data [United States]: Detailed arrest and offense data for 321 counties, 1988 (ICPSR 9470) 214</p>	<p>Federal Bureau of Investigation, U.S. Dept. of Justice Uniform crime reporting program data [United States]: Offenses known and clearances by arrest in all cities with populations over 250,000, 1989 (ICPSR 9572) 217</p>
<p>Federal Bureau of Investigation, U.S. Dept. of Justice Uniform crime reporting program data [United States]: County-level detailed arrest and offense data, 1989 (ICPSR 9573) 214</p>	<p>Fox, James Alan, and Glenn L. Pierce Uniform crime reports [United States]: Supplementary homicide reports, 1976–1983 (ICPSR 8657) 217</p>

Fox, James Alan Uniform crime reports [United States]: Supplementary homicide reports, 1976-1992 (ICPSR 6387)	217	National Center for Health Statistics Multiple cause of death, 1986 (ICPSR 9723)	222
Fox, James Alan Arson measurement, analysis, and prevention in Massachusetts, 1983-1985 (ICPSR 9972)	218	National Center for Health Statistics Multiple cause of death, 1987 (ICPSR 9724)	222
Greenberg, David F. Age cohort arrest rates, 1970-1980 (ICPSR 8261)	218	National Center for Health Statistics Multiple cause of death, 1988 (ICPSR 6299)	222
Gurr, Ted Robert, and Erika Gurr Crime in western societies, 1945-1974 (ICPSR 7769)	219	National Center for Health Statistics Multiple cause of death, 1989 (ICPSR 6257)	222
Hellman, Daryl A., and James Alan Fox Census of urban crime, 1970 (ICPSR 8275)	219	National Center for Health Statistics Multiple cause of death, 1990 (ICPSR 6319)	222
Lizotte, Alan J. Crime on campus, 1978-1979: A survey of 150 college campuses and cities (ICPSR 8381)	219	National Center for Health Statistics Multiple cause of death, 1991 (ICPSR 6320)	222
McKanna, Clare V., Jr. Ethnicity and homicide in California, 1850-1900 (ICPSR 9594)	220	Newman, Graeme, and Bruce DiCristina United Nations world crime surveys: First survey, 1970-1975, and second survey, 1975-1980 (ICPSR 9571)	222
National Center for Health Statistics Mortality detail files, 1968-1991 (ICPSR 7632)	220	Pierce, Glenn L., William J. Bowers, James Baird, and Joseph Heck Uniform crime reports: National time series community-level database, 1967-1980 (ICPSR 8214)	223
National Center for Health Statistics Mortality detail file: External cause extract, 1968-1978, 1979-1980 (ICPSR 8224)	221	Pierce, Glenn L., and James Alan Fox Uniform crime reports: Offenses known and clearances by arrest time series data, 1965-1983 (ICPSR 8631)	223
National Center for Health Statistics Multiple cause of death, 1982 (ICPSR 9880)	222	Riedel, Marc, and Margaret A. Zahn Trends in American homicide, 1968-1978: Victim-level supplementary homicide reports (ICPSR 8676)	224
National Center for Health Statistics Multiple cause of death, 1983 (ICPSR 9879)	222	Tilly, Charles, and Lynn Lees Analysis of arrests in Paris, June 1848 (ICPSR 0049)	225
National Center for Health Statistics Multiple cause of death, 1984 (ICPSR 9811)	222	Vandaele, Walter Participation in illegitimate activities: Ehrlich revisited, 1960 (ICPSR 8677)	225
National Center for Health Statistics Multiple cause of death, 1985 (ICPSR 9812)	222		

Wolfgang, Marvin E., Robert M. Figlio, Paul E. Tracy, and Simon I. Singer National crime surveys: Index of crime severity, 1977 (ICPSR 8295)	225	Bowers, William J., Jon Hirsch, Jack McDevitt, and Glenn L. Pierce Effects of foot patrol policing in Boston, 1977-1985 (ICPSR 9351)	233
Zahn, Margaret A., and Marc Riedel Nature and patterns of homicide in eight American cities, 1978 (ICPSR 8936)	226	Buerger, Michael E. Reexamining the Minneapolis repeat complaint address policing (RECAP) experiment, 1986-1987 (ICPSR 6172)	234
Zimring, Franklin E., and James Zeuhl Robberies in Chicago, 1982-1983 (ICPSR 8951)	227	Bursik, Robert J., Jr., Harold G. Grasmick, and Mitchell B. Chamlin Calls for service to police as a means of evaluating crime trends in Oklahoma City, 1986-1988 (ICPSR 9669)	235
XII. Police	229	Doan, David, and Bronston T. Mayes Automated reporting system pilot project in Los Angeles, 1990 (ICPSR 9969)	235
Bureau of Justice Statistics, U.S. Dept. of Justice Directory of law enforcement agencies, 1986: [United States] (ICPSR 8696)	229	Dunford, Franklyn W., David Huizinga, and Delbert Elliott Domestic violence experience in Omaha, Nebraska, 1986-1987 (ICPSR 9481)	237
Bureau of Justice Statistics, U.S. Dept. of Justice Law enforcement management and administrative statistics, 1987 (ICPSR 9222)	229	Edelbert, Herbert, and Thomas D. Overcast Organized crime business activities and their implications for law enforcement, 1986-1987 (ICPSR 9476)	238
Bureau of Justice Statistics, U.S. Dept. of Justice Law enforcement management and administrative statistics (LEMAS), 1990 (ICPSR 9749)	230	Edleson, Jeffrey L., and Maryann Syers Minneapolis intervention project, 1986-1987 (ICPSR 9808)	238
Bayley, David Effectiveness of police response: Denver, 1982 (ICPSR 8217)	230	Hirschel, J. David, et al. Charlotte [North Carolina] spouse assault replication project, 1987-1989 (ICPSR 6114)	239
Berk, Richard A., and Lawrence W. Sherman Specific deterrent effects of arrest for domestic assault: Minneapolis, 1981-1982 (ICPSR 8250)	231	Kansas City, Missouri, Police Dept. Police response time analysis, 1975 (ICPSR 7760)	241
Black, Howard, Richard Berk, James Lily, Robert Owenbey, and Giannina Rikoski Evaluating alternative police responses to spouse assault in Colorado Springs: An enhanced replication of the Minneapolis experiment, 1987-1989 (ICPSR 9982)	232	Keppel, Robert D., and Joseph G. Weis Improving the investigation of homicide and the apprehension rate of murderers in Washington State, 1981-1986 (ICPSR 6134)	241

Klein, Malcolm W., Cheryl L. Maxson, and Margaret A. Gordon Police response to street gang violence in California: Improving the investigative process, 1985 (ICPSR 8934)	242	Pate, Antony M., and Sampson O. Annan Community policing in Baltimore, 1986-1987 (ICPSR 9401)	247
Martin, Susan Improving evidence collection through police-prosecutor coordination in Baltimore, 1984-1985 (ICPSR 9290)	242	Petersilia, Joan, Allan F. Abrahamse, and James Q. Wilson Police performance and case attrition in Los Angeles County, 1980-1981 (ICPSR 9352)	248
Matulia, Kenneth J. Police use of deadly force, 1970-1979 (ICPSR 9018)	243	Petersilia, Joan, Allan F. Abrahamse, Patricia A. Ebener, and Peter W. Greenwood Evaluation of a repeat offender unit in Phoenix, Arizona, 1987-1989 (ICPSR 9793)	249
McCampbell, Michael S. National survey of field training programs for police officers, 1985-1986 (ICPSR 9350)	243	Peterson, Joseph L., Steve Mihajlovic, and Michael Gilliland Forensic evidence and the police, 1976-1980 (ICPSR 8186)	249
Monkkonen, Eric Police departments, arrests and crime in the United States, 1860-1920 (ICPSR 7708)	244	Reiss, Albert J., Jr. Attitudes and perceptions of police officers in Boston, Chicago, and Washington, DC, 1966 (ICPSR 9087)	250
Ome, Martin T., and Wayne G. Whitehouse Use and effectiveness of hypnosis and the cognitive interview for enhancing eyewitness recall: Philadelphia, 1988-1989 (ICPSR 9478)	244	Reiss, Albert J., Jr. Patterns of behavior in police and citizen transactions: Boston, Chicago, and Washington, DC, 1966 (ICPSR 9086)	251
Ostrom, Elinor Decision-related research on the organization of service delivery systems in metropolitan areas: Police protection (ICPSR 7427)	245	Reiss, Albert J., Jr. Survey of victimization and attitudes towards crime and law enforcement in Boston and Chicago, 1966 (ICPSR 9085)	252
Ostrom, Elinor, Roger B. Parks, and Gordon P. Whitaker Police referral practices and social service agency practices in three metropolitan areas, 1977 (ICPSR 7791)	245	Shannon, Lyle W. Sanctions in the justice system, 1942-1977: The effects on offenders in Racine, Wisconsin (ICPSR 8530)	253
Ostrom, Elinor, Roger B. Parks, and Gordon P. Whitaker Police services study, Phase II, 1977: Rochester, St. Louis, and St. Petersburg (ICPSR 8605)	246	Sherman, Lawrence W., Patrick R. Gartin, and Michael E. Buerger Repeat complaint address policing: Two field experiments in Minneapolis, 1985-1987 (ICPSR 9788)	253
Pate, Antony M., and Lorie E. Fridell Police use of force [United States]: Official reports, citizen complaints, and legal consequences, 1991-1992 (ICPSR 6274)	247		

Skogan, Wesley G. Evaluation of the impact of innovative policing programs on social disorder in seven cities in the United States, 1983-1990 (ICPSR 6215)	254	Bureau of Justice Statistics, U.S. Dept. of Justice Commercial victimization surveys, 1973-1977 [United States]: National sample (ICPSR 8003)	261
Spelman, William, and Dale K. Brown Calling the police: Citizen reporting of serious crime, 1979 (ICPSR 8185)	255	Bureau of Justice Statistics, U.S. Dept. of Justice National crime surveys: Reverse record check studies: Washington, DC, San Jose, and Baltimore, 1970-1971 (ICPSR 8693)	262
Stillman, Frances A. Concerns of police survivors, 1986: [United States] (ICPSR 9327)	256	Bureau of Justice Statistics, U.S. Dept. of Justice National crime surveys: Cities, 1972-1975 (ICPSR 7658)	262
Teplin, Linda A. Keeping the peace: Police discretion and the mentally disordered in Chicago, 1980-1981 (ICPSR 8438)	256	Bureau of Justice Statistics, U.S. Dept. of Justice National crime surveys: National sample, 1973-1983 (ICPSR 7635)	263
Uchida, Craig D., and Laure W. Brooks Violence against police: Baltimore County, Maryland, 1984-1986 (ICPSR 9347)	257	Bureau of Justice Statistics, U.S. Dept. of Justice National crime surveys: National sample, 1979-1987 [revised questionnaire] (ICPSR 8608)	264
Uchida, Craig D., and Timothy S. Bynum Effects of "United States vs. Leon" on police search warrant practices, 1984-1985 (ICPSR 9348)	257	Bureau of Justice Statistics, U.S. Dept. of Justice National crime surveys: National sample, 1986-1992 [near-term data] (ICPSR 8864)	265
Uchida, Craig D., Brian Forst, and Sampson O. Annan Modern policing and the control of illegal drugs: Testing new strategies in Oakland, California, and Birmingham, Alabama, 1987-1989 (ICPSR 9962)	258	Bureau of Justice Statistics, U.S. Dept. of Justice National crime surveys: National sample of rape victims, 1973-1982 (ICPSR 8625)	266
Van Duizend, Richard, L. Paul Sutton, and Charlotte A. Carter Search warrant procedures in seven cities, 1984: [United States] (ICPSR 8254)	260	Bureau of Justice Statistics, U.S. Dept. of Justice National crime surveys: Redesign data, 1975-1979 (ICPSR 8484)	267
XIII. Victimization	261	Bureau of Justice Statistics, U.S. Dept. of Justice National crime surveys: Victim risk supplement, 1983 (ICPSR 8316)	268
Bureau of Justice Statistics, U.S. Dept. of Justice Commercial victimization surveys, 1973-1975 [United States]: Cities sample (ICPSR 8002)	261		

Bureau of Justice Statistics, U.S. Dept. of Justice National crime surveys: Crime school supplement, 1989 (ICPSR 9394)	268	Heron, Jolene C., and Brian Forst Criminal justice response to victim harm in the United States, 1981 (ICPSR 8249)	275
Boyle, John M. Fraud victimization survey, 1990: [United States] (ICPSR 9733)	268	Home Office Research and Planning Unit British crime survey, 1982 (ICPSR 8672)	276
Cook, Royer, Barbara Smith, and Adele Harrell Helping crime victims: Levels of trauma and effectiveness of services in Arizona, 1983-1984 (ICPSR 9329)	269	Home Office Research and Planning Unit British crime surveys, 1984 (ICPSR 8685)	276
Czaja, Ronald, and Johnny Blair Evaluating network sampling in victimization surveys in Peoria, Illinois, 1986 (ICPSR 9968)	270	Great Britain Home Office Research and Planning Unit British crime survey, 1988 (ICPSR 9850)	277
Davis, Robert C. Providing help to victims: A study of psychological and material outcomes in New York City, 1984-1985 (ICPSR 9479)	271	Innes, Christopher A. National crime surveys extract: Personal crime longitudinal files, 1976-1982 (ICPSR 8315)	278
Davis, Robert C., Madeline Henley, and Barbara Smith Victim impact statements: Their effect on court outcomes and victim satisfaction in New York, 1988-1990 (ICPSR 9588)	271	Koss, Mary P. Criminal victimization among women in Cleveland, Ohio: Impact on health status and medical service usage, 1986 (ICPSR 9920)	278
Dutch Ministry of Justice International victimization survey, 1988 (ICPSR 9421)	272	Lohr, Sharon L., and Mark R. Conway National crime surveys longitudinal file, 1988-1989: [selected variables] (ICPSR 6063)	279
Ehrlich, Howard J., and Barbara E.K. Larcom Prejudice and violence in the American workplace, 1988-1991: Survey of an eastern corporation (ICPSR 6135)	273	Miethe, Terance D. Testing theories of criminality and victimization in Seattle, 1960-1990 (ICPSR 9741)	279
Gelles, Richard J., and Murray A. Straus Physical violence in American families, 1985 (ICPSR 9211)	274	Pate, Antony M., and Sampson O. Annan Reducing fear of crime: Program evaluation surveys in Newark and Houston, 1983-1984 (ICPSR 8496)	280
Groves, Robert M. National crime surveys redesign data: Peoria record check study (ICPSR 8669)	274	Pate, Antony, Edwin E. Hamilton, and Sampson Annan Spouse abuse replication project in Metro-Dade County, Florida, 1987-1989 (ICPSR 6008)	281
		Research Triangle Institute Criminal victimization of District of Columbia residents and Capitol Hill employees, 1982-1983 (ICPSR 8228)	282

Robinson, John Americans' use of time, 1985 (ICPSR 9875)	283	Bureau of Justice Assistance and Criminal Justice Statistics Association Mandatory drug offender processing data, 1986: Alaska, California, Iowa, Minnesota, Nebraska, New York, North Carolina, and Virginia (ICPSR 9420)	290
Schreiber, Jan E. Inmate victimization in state prisons in the United States, 1979 (ICPSR 8087)	283	Bureau of Justice Assistance and Criminal Justice Statistics Association Mandatory drug offender processing data, 1987: New York (ICPSR 9565)	291
Lawrence W. Sherman, Janell D. Schmidt, and Dennis P. Rogan Milwaukee domestic violence experiment, 1987-1989 (ICPSR 9966)	284	Carver, Jay, Eric Wish, Douglas A. Smith, and Christina Polsenberg Criminal histories and criminal justice processing of drug use forecasting (DUF) sample members in Washington, DC, 1989-1991 (ICPSR 6122)	292
Skogan, Wesley G., Robert C. Davis, and Arthur J. Lurigio Victims' needs and victim services, 1988-1989: Evanston, Rochester, Pima County, and Fayette County (ICPSR 9399)	285	Centro de Investigaciones Sobre la Realidad Social (CIRES) Center for research on social reality [Spain] survey, December 1993: Attitudes and behavior regarding alcohol, tobacco, and drugs (ICPSR 6303)	292
Straus, Murray A., and Richard J. Gelles Physical violence in American families, 1976 (ICPSR 7733)	286	Collins, James J., et al. Modeling the crime reduction effects and economic benefits of drug abuse treatment, 1979-1981: [United States] (ICPSR 9991)	293
XIV. Drug use and crime	287	Davis, Robert C., Barbara E. Smith, and Susan W. Hillenbrand Reporting of drug-related crimes: Resident and police perspectives in the United States, 1988-1990 (ICPSR 9925)	294
Association of the Bar of the City of New York and the Drug Abuse Council, Inc. New York drug law evaluation project, 1973 (ICPSR 7656)	287	Dembo, Richard Drug testing of juvenile detainees to identify high-risk youth in Florida, 1986-1987 (ICPSR 9686)	295
Bausell, Carole R., Charles E. Maloy, and Jan M. Sherrill Drugs, alcohol, and student crime in the United States, April-May 1989 (ICPSR 9585)	287	Dunworth, Terence, and Aaron Saiger Drugs and crime in public housing, 1986-1989: Los Angeles, Phoenix, and Washington, DC (ICPSR 6235)	296
Blane, Howard T., Brenda A. Miller, and Kenneth E. Leonard Intra- and intergenerational aspects of serious domestic violence and alcohol and drug abuse in Buffalo, 1987 (ICPSR 9984)	288		
Britt, Chester L. III, Michael R. Gottfredson, and John S. Goldkamp Evaluation of Arizona pretrial services drug testing programs, 1987-1989 (ICPSR 9807)	289		

DuPont, Robert L., Keith E. Saylor, and Eric D. Wish Socioeconomic and demographic characteristics of synthetic drug users in San Diego and Washington, DC, 1990 (ICPSR 9737)	297	Manpower Demonstration Research Corporation National supported work evaluation study, 1975–1979: Public use files (ICPSR 7865)	304
Fagan, Jeffrey, Steven Belenko, and Bruce D. Johnson Changing patterns of drug abuse and criminality among crack cocaine users in New York City: Criminal histories and criminal justice system processing, 1983–1984, 1986 (ICPSR 9790)	298	Maxson, Cheryl L., Malcolm W. Klein, and Lea C. Cunningham Street gangs and drug sales in Pasadena and Pomona, California, 1989–1991 (ICPSR 6255)	304
Fagan, Jeffrey, Steven Belenko, and Bruce D. Johnson Changing patterns of drug abuse and criminality among crack cocaine users in New York City, 1988–1989 (ICPSR 9670)	298	Minnesota Criminal Justice System Driving While Intoxicated Task Force Recidivism among convicted drunk drivers: Minnesota, 1982 (ICPSR 8601)	305
Goldkamp, John S., Michael R. Gottfredson, and Doris Weiland Effects of drug testing on defendant risk in Dade County, Florida, 1987 (ICPSR 9791)	299	National Center for Health Statistics National health interview survey, 1991: Drug and alcohol use supplement (ICPSR 6132)	305
Harrell, Adele, Keiko Powers, and Yih-Ing Hser Anticipating community drug problems in Washington, DC, and Portland, Oregon, 1984–1990 (ICPSR 9924)	300	National Center for Health Statistics National maternal and infant health survey, 1988 (ICPSR 9730)	306
Hepburn, John R., C. Wayne Johnston, and Scott Rogers Evaluation of the Maricopa County [Arizona] demand reduction program, 1989–1991 (ICPSR 9977)	300	National Institute on Drug Abuse, U.S. Dept. of Health and Human Services National household survey on drug abuse, 1990 (ICPSR 9833)	307
Kleiman, Mark A.R., and Christopher E. Putala Retail-level heroin enforcement and property crime in 30 cities in Massachusetts, 1980–1986 (ICPSR 9667)	302	National Institute on Drug Abuse, U.S. Dept. of Health and Human Services National household survey on drug abuse, 1991 (ICPSR 6128)	308
Klein, Malcolm W., and Cheryl L. Maxson Gang involvement in “rock” cocaine trafficking in Los Angeles, 1984–1985 (ICPSR 9398)	303	National Institute of Justice, U.S. Dept. of Justice Drug use forecasting in 24 cities in the United States, 1987–1992 (ICPSR 9477)	308
		Nurco, David Crime days precursors study: Baltimore, 1952–1976 (ICPSR 8222)	309
		Nurco, David Criminality among narcotic addicts in Baltimore: The role of nonnarcotic drugs, 1973–1978 (ICPSR 8604)	310

Nurco, David, et al. Variations in criminal patterns among narcotic addicts in Baltimore and New York City, 1983-1984 (ICPSR 9586)	310	Snortum, John R., and Dale E. Berger Drinking and driving: A survey of licensed drivers in the United States, 1986 (ICPSR 9599)	315
Pearson, Frank S. Deterring drug use with intensive probation in New Jersey, 1989-1990 (ICPSR 9919)	312	Snortum, John R., et al. Police documentation of drunk driving arrests, 1984-1987: Los Angeles, Denver, and Boston (ICPSR 9400)	315
Pennell, Susan, and Christine Curtis Comparison of drug control strategies in San Diego, 1989 (ICPSR 9990)	312	Toborg, Mary A., Anthony Yezer, and John Bellassal Evaluation of adult urine testing/drug use surveillance project in Washington, DC, 1984-1986 (ICPSR 9947)	316
Shannon, Lyle W. Patterns of drug use and their relation to improving prediction of patterns of delinquency and crime in Racine, Wisconsin, 1961-1988 (ICPSR 9684)	313	Virag, Thomas, Brenda Cox, and J. Valley Rachal National household survey on drug abuse, 1988 (ICPSR 9522)	317
Snortum, John R. Drinking and driving: A survey of licensed drivers in the United States, 1983 (ICPSR 8356)	314	Wish, Eric D. Drug abuse as a predictor of rearrest or failure to appear in court in New York City, 1984 (ICPSR 9979)	317

I. Attitude surveys

Bureau of Justice Statistics,
U.S. Dept. of Justice

National crime surveys: Cities attitude sub-sample, 1972-1975

(ICPSR 7663)

The National Crime Surveys were designed by the Bureau of Justice Statistics to obtain detailed information about crime and its victims and consequences. This sub-sample is a study of personal and household victimization, with victimization being measured on the basis of six selected crimes (including attempts): rape, robbery, assault, burglary, larceny, and motor vehicle theft. The research design consists of a survey of households in 26 major U.S. cities. The data collection was conducted by the United States Census Bureau, initial processing of the data and documentation was performed by the Data Use and Access Laboratories (DUALabs), and subsequent processing was performed by the ICPSR under grants from the Bureau of Justice Statistics (BJS). The Cities Attitude Sub-sample also includes information on perceptions of crime and the police and the impact of criminal victimization upon the fear of crime. The sub-sample is a one-half random sample of the **National crime surveys: cities sample, 1972-1975 (complete sample)** (ICPSR 7658), in which an attitude questionnaire was administered. The sub-sample contains data from the same 26 cities that are used in the complete sample. (See also the National Crime Surveys in Chapter 13.)
Class I

ABC News

ABC News drug abuse poll, 1986

(ICPSR 8636)

Summary: This survey focuses on the respondents' perceptions of and experiences with drug abuse. Respondents were asked about drug abuse in their communities and at work, and whether or not they themselves have had

a drug problem. They were also asked their opinions on using the military to stop drug importation, mandatory drug testing, and how serious the drug problem is. Respondents' specific experiences with many different drugs were recorded. Demographic characteristics were also included. Class IV

Universe: The population of the United States aged 18 and over.

Sampling: Households were selected by random-digit dialing.

Note: The data contain blanks. Included in the data is a weight variable that must be used in all analysis.

Extent of collection: 1 data file

Card image data format

rectangular file structure
2,326 cases
141 variables
80-unit-long record
5 records per case

ABC News

ABC News Ginsburg poll, November 1987

(ICPSR 8885)

Summary: The nomination of Douglas Ginsburg to the Supreme Court was the topic of this poll. Respondents were asked if they agreed or disagreed that most people under age 40 and most important public officials have used the drug marijuana at least once, and that people who have used marijuana once or twice in their lives should not be allowed to hold public office or sit on the Supreme Court. Those respondents who answered that they had heard about the nomination of Ginsburg also were asked a series of specific questions about Ginsburg that dealt with his experience, qualifications,

marijuana use, the investigations into a possible violation of government conflict of interest rules, and his wife. Demographic characteristics of respondents are included. Class IV

Universe: The population of the United States, excluding Alaska and Hawaii, aged 18 and over.

Sampling: Households were selected by random-digit dialing.

Note: A weight variable is included that must be used in any analysis.

Extent of collection: 1 data file

Card image data format

rectangular file structure
266 cases
approx. 31 variables
80-unit-long record
2 records per case

ABC News

ABC News "Nightline" drugs and alcohol poll, August 1988

(ICPSR 9180)

Summary: Focusing on drug and alcohol abuse, this survey solicited respondents' opinions on the most important problem facing the country; government prohibition of alcohol in the 1920s; the use of drugs or alcohol for enjoyment; the relative severity of drug and alcohol abuse in the respondent's community; federal spending on drug abuse; and the relative effectiveness of drug control strategies, such as stopping illegal importation, arresting drug sellers, arresting drug users, and educating the public. In addition, respondents were asked if various substances (e.g., marijuana, LSD, alcohol, and cigarettes) were dangerous to their health, which caused the most trouble in society, and if substances such as cigarettes, alcohol, marijuana, and heroin should be legal or illegal for an adult to buy. They also were asked if they agreed or disagreed with the following statements: (1) Drug abuse won't stop because people continue to want drugs; (2) People should be allowed to take drugs as long as they don't hurt someone else; (3) Current fears about an illegal drug crisis are inflated; and (4) Illegal drug use has become a central part of American society. Other topics covered include the possible outcomes of legalization of various

drugs. Background information on respondents includes education, age, race, sex, and state/region of residence. Class IV

Universe: Adults aged 18 and over living in households with telephones in the 48 contiguous United States.

Sampling: Random-digit dialing.

Note: The data contain blanks and alphabetic characters. A weight variable is included that must be used in any analysis.

Extent of collection: 1 data file

Card image data format

rectangular file structure
509 cases
59 variables
80-unit-long record
2 records per case

ABC News

ABC News poll of public opinion on crime, December 1982

(ICPSR 8100)

This survey was conducted by Chilton Research Services for ABC News. Interviews were conducted with 2,464 respondents during December of 1982. Respondents were questioned regarding their perceptions of crime and the criminal justice system. Questions assessed the respondents' fears of being a victim of crime, perceptions of the seriousness of crime in the U.S., evaluations of the judicial and penal systems, assessments of police performance, and confidence in the ability of the police to prevent crime. The poll also probed for respondents' opinions regarding Reagan's policies, the state of the economy, and government spending. This data collection consists of an electronic codebook and an OSIRIS data file with a logical record length of 158 characters. A card image file is also available. There are 147 variables for 2,464 cases. Class II

ABC News

ABC News Supreme Court nomination poll, July 1991

(ICPSR 9612)

Summary: This survey focuses on the nomination of Clarence Thomas to the Supreme Court of the United States. Respondents were asked if they approved of the way the Supreme Court was doing its job, if the Supreme Court was becoming more conservative in its decisions, if they approved of Thomas's nomination to the Supreme Court, if the Senate should only consider Thomas's background and qualifications or if it should consider his political views as well, and if Thomas should be confirmed only if he indicated that he would vote to overturn/uphold the Supreme Court's 1973 ruling that allowed a woman to have a legal abortion for any reason during the first three months of pregnancy. Respondents also were questioned about White House Chief of Staff John Sununu's use of government and corporate planes while he was not an official White House business. Background information on respondents includes political alignment, education, age, race, sex, and state/region of residence. Class IV

Universe: Adults aged 18 and over living in households with telephones in the 48 contiguous United States and the District of Columbia.

Sampling: Households were selected by random-digit dialing. Within household, the respondent selected was the adult living in the household who last had a birthday and who was at home at the time of the interview.

Note: The data contain blanks and alphabetic characters. A weight variable is included that must be used in any analysis. Telephone exchanges have been recoded to blanks for reasons of confidentiality.

Extent of collection: 1 data file + machine-readable documentation

Card image data format

rectangular file structure
553 cases
40 variables
80-unit-long record
2 records per case

Documentation machine-readable only

ABC News/Washington Post

ABC News/Washington Post Bork vote poll, October 1987

(ICPSR 8888)

Summary: The nomination of Robert Bork to the Supreme Court was the subject of this survey. Respondents were asked if they approved of the nomination and why or why not, if they felt Bork was qualified, whether the Senate should consider both Bork's qualifications and political views in deciding upon his nomination, and whether a Senate candidate's opposition to Bork would make any difference to the respondent. Additional questions included whether respondents had received anything in the mail, received telephone calls, or seen advertisements either in support of or in opposition to Bork, and if they felt any groups or individuals had too much influence in the nomination process. Demographic characteristics of respondents are included. Class IV

Universe: The population of the United States, excluding Alaska and Hawaii, aged 18 and over.

Sampling: Households were selected by random-digit dialing.

Note: A weight variable is included that must be used in any analysis.

Extent of collection: 1 data file

Card image data format

rectangular file structure
1,006 cases
approx. 37 variables
80-unit-long record
2 records per case

ABC News/Washington Post

ABC News/Washington Post Clarence Thomas vote delay polls, October 1991

(ICPSR 9766)

Summary: These surveys focus on the delay of the vote to confirm Supreme Court nominee Clarence Thomas due to the charge by former co-worker Anita Hill that he sexually harassed her on the job. Demographic information on respondents includes sex, race, age, state of residence, and political party

alignment. Parts 1 and 2 (October 8 and 9 Polls), conducted the day the vote was delayed and the day after, examined whether respondents had heard or read about the charge of sexual harassment brought against Clarence Thomas, whether they approved of the Senate's delaying the confirmation vote in order to look into the charge, and whether the Senate should confirm Thomas's nomination to the Supreme Court. Respondents were also asked whether the charge of sexual harassment had changed their opinion on whether to support Thomas; whether the charge, if true, would be reason enough for the Senate to reject his nomination; and whether the charge against Thomas was true according to their best guess. Additional questions probed respondents' opinions on the way the Senate had handled the Thomas nomination, whether the respondent was more likely to believe the man or the woman if a woman said she was sexually harassed on the job by a man, and if the respondent had ever been sexually harassed at work. Part 3 (October 12 Poll), in addition to repeating questions from Parts 1 and 2, examined how closely the respondent had been following the news about charges of sexual harassment brought against Clarence Thomas; whether Hill or Thomas was the more believable witness; whether Thomas was qualified to be a Supreme Court justice; whether Bush could have selected a more qualified candidate; and if the respondent had ever been sexually harassed outside the job. Part 4 (October 13 Poll) replicated previous questions and probed new areas, such as whether Clarence Thomas had been treated fairly or unfairly as a Supreme Court nominee, whether Anita Hill had been treated fairly or unfairly, and whether the person who leaked Anita Hill's Senate Judiciary Committee statement to the news media should face criminal charges. Additional questions included whether respondents approved/disapproved of various people and groups who had been involved in the Senate hearings on Thomas, whether respondents had discussed the issue of sexual harassment with other people as a result of the charge against Thomas, whether the attention given to the issue of sexual harassment would make men more careful in the way they relate to women in the workplace, whether sexual harassment of women in the workplace is a problem in this country, and whether the Senate investigation of the sexual harassment accusation would end up being a good or a bad thing for the country. Part 5 (October 14 Poll) repeated previous questions and added a new query addressing the issue of whether the Senate Judiciary Committee hearings on the sexual

harassment charge against Clarence Thomas should have been held in private, in public, or not at all. Class IV

Universe: Adults aged 18 and over living in households with telephones in the 48 contiguous United States.

Sampling: Households were selected by random-digit dialing. Within the household, the respondent selected was the adult living in the household who last had a birthday and who was at home at the time of the interview.

Note: A weight variable has been included that must be used in any analysis. Telephone exchanges have been recoded to "999" for reasons of confidentiality.

Extent of collection: 5 data files + machine-readable documentation (text)

Card image data format

Part 1
October 8 poll
rectangular file structure
524 cases
22 variables
80-unit-long record
1 record per case

Part 2
October 9 poll
rectangular file structure
517 cases
23 variables
80-unit-long record
1 record per case

Part 3
October 12 poll
rectangular file structure
513 cases
30 variables
80-unit-long record
2 records per case

Part 4
October 13 poll
rectangular file structure
506 cases
42 variables
80-unit-long record
2 records per case

Part 5

October 14 poll
rectangular file structure
514 cases
24 variables
80-unit-long record
2 records per case

Documentation machine-readable only

ABC News/Washington Post

ABC News/Washington Post
Los Angeles beating poll, April 1992
(ICPSR 9941)

Summary: This special topic poll dealt with race relations and the verdict handed down in the Rodney King beating case in Los Angeles. Respondents were asked to describe the state of race relations in the United States, to indicate whether a great deal of prejudice against Blacks was present among whites and vice versa, and to agree or disagree with statements such as "Police in most cities treat Blacks as fairly as they treat whites," and "The only time the federal government really pays attention to Black problems is when Blacks resort to violent demonstrations or riots." Respondents were also asked if Blacks and other minorities received the same treatment as whites in the criminal justice system. Concerning the jury verdict in the Rodney King beating case, respondents were asked if they had heard or read about the verdict, whether they had seen the videotape of the police officers hitting and kicking King, and whether the police officers were guilty of a crime. Those surveyed were also asked if the not-guilty verdict would do major damage to race relations in the United States, if they agreed that the verdict showed that Blacks could not get justice in this country, and if they agreed that the rioting after the King verdict would make whites less sympathetic to the problems of Blacks. In addition, respondents were asked if the United States Justice Dept. should charge the police officers with the crime of violating Rodney King's civil rights. Background information on respondents includes age, Hispanic origin, race, and sex. Class IV

Universe: Adults aged 18 and over living in households with telephones in the 48 contiguous United States.

Sampling: Households were selected by random-digit dialing. Within households, the respondent selected was the adult living in the household who last had a birthday and who was home at the time of the interview. The survey is national with a Black oversample.

Note: A weight variable with one implied decimal place has been included and must be used with any analysis.

Extent of collection: 1 data file + machine-readable documentation (text)

Card image data format

rectangular file structure
606 cases
28 variables
80-unit-long record
3 records per case

ABC News/Washington Post

ABC News/Washington Post poll,
January 1990
(ICPSR 9436)

Summary: This data collection is part of a continuing series of monthly surveys that evaluate the Bush presidency and solicit opinions on a variety of political and social issues. Respondents were asked to name the two most important problems facing the country; if they approved of the way George Bush was handling the nation's economy, the environment, the illegal drug problem, and foreign affairs; and if they trusted federal, state, and local governments to do what was right. Respondents also were questioned as to which political party they trusted to do a better job handling a variety of political, economic, and social problems; if they thought things would get better in the next ten years; and how they would rate the military and economic power of the United States vis-a-vis Japan and the Soviet Union over the past 20 years. Other topics covered include the United States' military action in Panama; Manuel Noriega; the illegal drug problem; and respondents' satisfaction with careers, marriage, children, and cultural life. Background information on respondents includes political alignment, 1988 presidential vote choice, education, age, religion, social class, marital status, household composition, labor union membership, employment status, race, sex, income, and state/region of residence. Class IV

Universe: Adults aged 18 and over living in households with telephones in the 48 contiguous United States and the District of Columbia.

Sampling: Households were selected by random-digit dialing. Within household, the respondent selected was the adult living in the household who last had a birthday and who was at home at the time of the interview.

Note: The data contain blanks and alphabetic characters. A weight variable is included that must be used in any analysis.

Extent of collection: 1 data file

Card image data format

rectangular file structure
1,518 cases
121 variables
80-unit-long record
4 records per case

ABC News/Washington Post

**ABC News/Washington Post poll,
February 1990**

(ICPSR 9438)

Summary: This data collection is part of a continuing series of monthly surveys that evaluate the Bush presidency and solicit opinions on a variety of political and social issues. Respondents were asked if they approved of the way George Bush was handling the nation's economy, the illegal drug problem, foreign affairs, and relations with China, and if they approved of the way George Bush, Congress, and Dan Quayle were handling their jobs. In addition, respondents were questioned regarding Bush's State of the Union address and the leadership roles of Bush and Congress. Other topics covered include the capital gains tax, abortion, the Social Security system, defense spending, the upcoming international drug summit, and drug trafficking in Colombia. Background information on respondents includes political alignment, 1988 presidential vote choice, education, age, religion, social class, marital status, household composition, labor union membership, employment status, race, sex, income, and state/region of residence. Class IV

Universe: Adults aged 18 and over living in households with telephones in the 48 contiguous United States and the District of Columbia.

Sampling: Households were selected by random-digit dialing. Within household, the respondent selected was the adult living in the household who last had a birthday and who was at home at the time of the interview.

Note: The data contain blanks and alphabetic characters. A weight variable is included that must be used in any analysis.

Extent of collection: 1 data file

Card image data format

rectangular file structure
1,008 cases
90 variables
80-unit-long record
3 records per case

ABC News/Washington Post

**ABC News/Washington Post Souter
nomination poll, July 1990**

(ICPSR 9462)

Summary: This survey focuses on the nomination of David H. Souter to the United States Supreme Court. Respondents were asked if they favored the 1973 Supreme Court ruling that allowed abortion within the first three months of pregnancy, if a nominee's views on abortion should influence Senate confirmation, if they approved of Souter's nomination to the Supreme Court, and if they thought Bush should have appointed a minority or a woman to the Court. Respondents also were asked if the Senate should consider Souter's political views as well as his background and qualifications, if Bush should have ascertained Souter's political and legal views on major issues before nominating him, if the Senate Judiciary Committee should question Souter about his views on issues such as abortion, if they thought the nomination would become bogged down in politics in the Senate, and if Souter should be confirmed only if he said he would vote to overturn the Supreme Court's 1973 ruling. Background information on respondents includes political alignment, education, age, race, sex, and state/region of residence. Class IV

Universe: Adults aged 18 and over living in households with telephones in the 48 contiguous United States.

Sampling: Households were selected by random-digit dialing. Within household, the respondent selected was the adult living in the household who last had a birthday and who was at home at the time of the interview.

Note: The data contain blanks and alphabetic characters.

Extent of collection: 1 data file

Card image data format

rectangular file structure
778 cases
34 variables
80-unit-long record
2 records per case

American Political Science Association/
Wesley G. Skogan and William Klecka

SETUPS: American politics: Fear of crime

(ICPSR 7368)

Supplementary Empirical Teaching Units in Political Science (SETUPS) for American Politics are computer-related modules designed for use in teaching introductory courses in American government and politics. The seven modules are intended to demonstrate the process of examining evidence and reaching conclusions and to stimulate students to independent, critical thinking and a deeper understanding of substantive content. They enable students with no previous training to make use of the computer to analyze data on political behavior or to see the results of policy decisions by use of a simulation model. This SETUPS module uses 27 variables from the Bureau of Justice Statistics surveys taken in 1973-1974. The data consist of a sample of 981 persons from San Diego and 1,017 from New York City. The exercises teach students about the frequency of various kinds of criminal victimization, the personal characteristics of the targets of those crimes, and the impact of criminal victimization upon the fear of crime. (See **National crime surveys: Cities attitude subsample, 1972-1975** [ICPSR 7663] for the full file.)

Blumenthal, Monica D., Robert L. Kahn,
and Frank M. Andrews

ICPSR instructional subset: Justifying violence: Attitudes of American men, 1969

(ICPSR 7517)

This instructional subset of 62 variables from the original study on justifying violence includes an initial series of questions that ask whether respondents view such actions as protest demonstrations, police frisking, looting, burglary, and draft-card burning as violence. The study also inquires about possible causes of violence and motives of those who participate in violence. Another set of variables deals with relative views of property damage and personal injury, and respondents' agreement or disagreement with such statements as "it is often necessary to use violence to prevent violence," "many people learn only through violence," and "when a person harms you, you should turn the other cheek and forgive him." Respondents were also asked for their views on the roles of courts and police agencies in combating crime. Then, after a number of demographic and socioeconomic variables (education, age, region of the country), the subset concludes with a number of derived indices of violence attitudes which draw upon survey questions to form general patterns. These derived indices include attitudes toward retributive justice, self-defense, kindness, suspicion, and trust. Finally, several summary measures gauge the respondents' general approval of violence for social control and social change purposes. (See **Justifying violence: Attitudes of American men, 1969** [ICPSR 3504] for the full file.)

Blumenthal, Monica D., Robert L. Kahn,
and Frank M. Andrews

Justifying violence: Attitudes of American men, 1969

(ICPSR 3504)

This survey of attitudes of American men regarding violence was conducted in the summer of 1969 by the Survey Research Center of the Institute for Social Research at the University of Michigan. The survey included responses from 1,374 men, aged 16-64, drawn from the Survey Research Center's national sample of dwellings. The investigators examined the level of violence that respondents

viewed as justified to accomplish social control and social change, and emphasized the role of the respondents' personal values, their definitions of violence, and their identification with the groups involved in violence. To examine the degree of violence that American men felt could be justified for social control, the investigators asked respondents to react to situations involving protests and other disturbances. These situations included hoodlum gang disturbances, student protests, and black protest demonstrations. The respondents were asked what police actions—from "letting it go" to "shooting to kill"—were appropriate as police control measures. Several such items were combined to form an index of "violence for social control." In questions dealing with the level of violence necessary to bring about social change, respondents were asked whether they agreed with the necessity of "protest in which some people will be killed" in order to bring about changes sought by blacks, by student demonstrators, and in general. These items were combined into an index of "violence for social change." Class II

Related Publication:

Blumenthal, Monica D., Robert L. Kahn, Frank M. Andrews, and Kendra B. Head
Justifying violence: Attitudes of American men. Ann Arbor, Michigan: Institute for Social Research, 1972.

CBS News

CBS News "48 Hours" gun poll, March 1989

(ICPSR 9233)

Summary: This data collection consists of responses to a nationwide survey of issues surrounding assault weapons. Topics covered include legislation regulating the importation, sale, and manufacture of assault weapons, the sale and use of handguns, and the National Rifle Association. Respondents also were asked to rate the performance of George Bush as president and to specify what they thought was the most important problem facing the country. Background information on respondents includes political party affiliation, sex, age, education, firearm ownership, and race. Class III

Universe: Adults aged 18 and over in the United States.

Sampling: Stratified random-digit dialing.

Note: This file contains a weight variable that must be used in any analysis. The data contain blanks. Telephone exchanges have been recoded to "999" for reasons of confidentiality.

Extent of collection: 1 data file + machine-readable documentation

Card image data format

rectangular file structure
663 cases
43 variables
80-unit-long record
3 records per case

Documentation machine-readable only

CBS News/The New York Times

CBS News/New York Times abortion poll, July 1989

(ICPSR 9488)

Summary: In this nationwide survey on abortion issues, respondents were asked whether there were more advantages to being a man or woman in our society, whether abortion should be legal or illegal, whether they approved of the recent Supreme Court decision regarding abortion, and if they knew the effects of this decision. Respondents were asked under what circumstances they thought abortion should be legal (e.g., possibility of birth defects, rape, unmarried motherhood, health risk to the woman, age of the female, and whether the pregnancy would force a teenager to quit high school or a professional woman to interrupt her career), and whether they favored or opposed possible restrictions on abortion, such as requiring parental consent and prohibiting public employees or hospitals from performing abortions. In addition, respondents' opinions were sought concerning government regulation of abortion, the reasonableness/extremism of pro- and anti-abortionists, whether abortion was murder, and the importance of the women's movement in the United States. Background information on respondents includes marital status, parental status, political party affiliation, age, income, sex, religious preference, education, and race. Class IV

Universe: Adults aged 18 and over in the United States.

Sampling: Stratified random-digit dialing.

Note: This file contains a weight variable that must be used in any analysis. The data contain blanks. Telephone exchanges have been recoded to "999" and the names of respondents have been blanked for reasons of confidentiality.

Extent of collection: 1 data file

Card image data format

rectangular file structure
978 cases
77 variables
80-unit-long record
3 records per case

CBS News/The New York Times

CBS News/New York Times abortion polls, September–October 1989

(ICPSR 9491)

Summary: This data collection focuses on abortion issues. Respondents were asked whether they approved of the July Supreme Court decision in *Webster vs. Reproductive Health Services*, whether abortion should be legal and under what circumstances (e.g., possibility of birth defects, rape, unmarried motherhood, health risk to the woman, age of the female, and whether the pregnancy would force a teenager to quit high school or a professional woman to interrupt her career), and whether they favored or opposed possible restrictions on abortion, such as requiring parental consent and prohibiting public employees or hospitals from performing abortions. In addition, respondents' opinions were sought concerning use of public funds for abortion, child care costs, adoption services for unwanted children, whether their vote choices were affected by a candidate's stand on abortion, government regulation of abortion, the reasonableness/extremism of pro- and anti-abortionists, whether abortion was murder, and abortion as a form of birth control. In all surveys, respondents were asked if they approved of George Bush's handling of the presidency. A more detailed evaluation of Bush's performance in specific areas as well as Bush's relationship with Congress, important problems facing the nation, taxes, and United States aid to Eastern Europe and the Soviet Union also were addressed in the National Survey (Part 1). Background information on respondents includes registered voter status, 1988 presidential vote choice, political

party affiliation, age, income, sex, religious preference, education, and race. Class IV

Universe: Adults aged 18 and over.

Sampling: Stratified random-digit dialing.

Note: These files contain a weight variable that must be used in any analysis. The data contain blanks. Telephone exchanges have been recoded to "999" for reasons of confidentiality.

Extent of collection: 7 data files

Card image data format

Part 1

National

rectangular file structure
1,347 cases
100 variables
80-unit-long record
3 records per case

Part 2

California

rectangular file structure
747 cases
63 variables
80-unit-long record
2 records per case

Part 3

Florida

rectangular file structure
630 cases
63 variables
80-unit-long record
2 records per case

Part 4

Illinois

rectangular file structure
760 cases
63 variables
80-unit-long record
2 records per case

Part 5

Ohio

rectangular file structure
744 cases
63 variables
80-unit-long record
2 records per case

Part 6
Pennsylvania
rectangular file structure
879 cases
63 variables
80-unit-long record
2 records per case

Part 7
Texas
rectangular file structure
742 cases
63 variables
80-unit-long record
2 records per case

CBS News/The New York Times

**CBS News/New York Times drug poll,
September 1989**

(ICPSR 9489)

Summary: This data collection is a general survey of drug problems in the United States. Topics covered include national efforts to combat drug problems, neighborhood drug sales, testing students and workers for drugs, treatment of those convicted of drug offenses, sending troops to Colombia to fight drug trafficking, arrest policies for drug use and other crimes in inner cities, and treatment of individuals by the court system. The survey also asked about views on homeless people and spending for AIDS treatment. Background information on respondents includes political party affiliation, parental status, age, income, sex, religious preference, education, and race. Class IV

Universe: Adults aged 18 and over in United States.

Sampling: Stratified random-digit dialing.

Note: This file contains a weight variable that must be used in any analysis. The data contain blanks. Telephone exchanges have been recoded to "999" for reasons of confidentiality.

Extent of collection: 1 data file

Card image data format

rectangular file structure
824 cases
80 variables
80-unit-long record
3 records per case

CBS News/The New York Times

**CBS News/New York Times monthly
poll, March–April 1990**

(ICPSR 9498)

Summary: This data collection is part of a continuing series of monthly surveys that evaluate the Bush presidency and solicit opinions on a variety of political and social issues. Topics covered include foreign policy, the drug problem, the environment, the federal budget deficit, term limits for members of the House of Representatives, the political party most likely to promote prosperity, the political party that cares most about the needs and problems of Blacks, Bush's concern for the needs and problems of Blacks, the peace dividend, capital punishment, relations with the Soviet Union and Lithuania, financial assistance to Lithuania and to countries in Latin America that have turned toward democracy, the Cold War, German reunification, and troop levels in Western Europe. Additionally, respondents were questioned regarding government funding of day care services and long-term medical care, national health insurance, abortion, their party preferences in the 1990 election for House of Representatives and in the 1992 presidential election, and their opinions of George Bush, Dan Quayle, Ronald Reagan, Jesse Jackson, Louis Farrakhan, the Republican and Democratic parties, and Mikhail Gorbachev. Demographic information collected includes sex, age, race, education, family income, religion, ethnicity, political orientation, party preference, voting behavior, recycling habits, day care enrollment, parental status, health insurance status, and labor union membership. Class IV

Universe: Adults aged 18 and over in the United States.

Sampling: Stratified random-digit dialing.

Note: The data contain a weight variable that must be used in any analysis. The data contain blanks. Telephone exchanges have been recoded to "999" and the names of respondents have been blanked for reasons of confidentiality.

Extent of collection: 1 data file

Card image data format

rectangular file structure
1,515 cases
124 variables
80-unit-long record
3 records per case

Centro de Investigaciones Sobre la Realidad Social (CIRES)

Center for research on social reality [Spain] survey, April 1992: Justice and civic rights

(ICPSR 9992)

Summary: This data collection is part of a continuing series of semi-monthly surveys of individuals in Spain. Each survey consists of three sections. The first section collects information on respondents' attitudes regarding personal and national issues. This section includes questions on level of life satisfaction and frequency of relationships, as well as a rating of the importance of national issues. The second section varies according to the monthly topic, with this survey's topic focusing on justice and civic rights. Among the issues investigated are the respondent's personal experience with lawyers and police, evaluation of Spanish prisons and treatment accorded to those in prison, attitudes toward the death penalty, evaluation of the Spanish penal code and the "Corcuera Law," evaluation of government policy with respect to the administration of justice, and perceived image of judicial institutions and justice professionals. The third section collects demographic data such as sex, age, religion, income, and place of residence. Class IV

Universe: Persons aged 18 and over living in Spain.

Sampling: Random sample, stratified by autonomous regions and municipalities according to their size.

Note: Values containing decimal points have actual periods in the data. The codebook for this collection is partially in Spanish.

Extent of collection: 1 data file + machine-readable frequencies

Extent of processing: FREQ.PR

Card image data format

rectangular file structure
1,200 cases
225 variables
80-unit-long record
5 records per case

Center for Urban Affairs and Policy Research

Reactions to crime project, 1977 [Chicago, Philadelphia, San Francisco]: Survey on fear of crime and citizen behavior

(ICPSR 8162)

This study was sponsored by the U.S. Dept. of Justice, National Institute of Justice. The grant number is 78-NI-AX-0057.

Summary: This survey was conducted by the Center for Urban Affairs at Northwestern University. Its purpose was to gather information for two investigations which analyzed the impact of crime on the lives of city dwellers. These were the Reactions to Crime (RTC) Project which was supported by the U.S. Dept. of Justice's National Institute of Justice as part of its Research Agreements Program, and the Rape Project which was supported by the National Center for the Prevention and Control of Rape, a subdivision of the National Institute of Mental Health. Both projects were concerned with individual behavior and collective reactions to crime. The Rape Project was specifically concerned with sexual assault and its consequences for the lives of women. The survey was carried out by the Market Opinion Research Corporation between October and December of 1977, using a telephone interview scheme. Questionnaire preparation and initial pretesting, along with all sampling and telephone number preparation, was conducted at Northwestern. The three cities selected for study were Chicago, Philadelphia, and San Francisco. Ten neighborhoods were chosen from these cities along a number of dimensions—ethnicity, class, crime, and levels of organizational activity. In addition, a small city-wide sample was drawn from each city. General topics covered include how individuals band together to deal with crime problems, individual responses to crime such as property-marking or the installation of locks and bars, and the impact of fear of crime on day-to-day behavior—for example, shopping and recreational patterns. Respondents were asked several questions that called for self-reports of behavior; these included questions about events

and conditions in their home areas, their relationship to their neighbors, who they knew and visited around their homes, and what they watched on TV and read in the newspapers. Also included were a number of questions measuring respondents' perceptions of the extent of crime in their communities, whether they knew someone who had been a victim, and what they had done to reduce their own chances of being victimized. Data are available in both OSIRIS and card image formats, with electronic documentation. There are approximately 200 variables for each of the 5,121 cases. Class II

Documentation machine-readable only

General social surveys

The General Social Survey has been conducted by the National Opinion Research Center annually since 1972 except for the years 1979, 1981, and 1992. Each year the Roper Center for Public Opinion Research prepares a cumulative dataset that merges previous years of the General Social Survey into a single file, with each year or survey constituting a subfile. The content of each year's survey changes slightly as some items are added to or deleted from the interview schedule. Main areas covered in the GSS include socioeconomic status, social mobility, social control, the family, race relations, sex relations, civil liberties, and morals. Topical modules designed to investigate new issues or to expand the coverage of an existing subject have been part of the GSS since 1977.

Universe: All noninstitutionalized English-speaking persons 18 years of age or older, living in the United States.

Sampling: A National Opinion Research Center national probability sample is employed. Block quota sampling was used in 1972-1974 and for half of the 1975 and 1976 surveys. Full probability sampling was employed in the other half of the 1975 and 1976 surveys and for the surveys thereafter.

Davis, James A.

General social survey, 1972

(ICPSR 7309)

Information was obtained from 1,613 respondents in the form of 123 variables. Class I

Davis, James A.

General social survey, 1973

(ICPSR 7315)

Additional questions were added dealing with ecology and social deviance. Information was obtained from 1,504 respondents in the form of 222 variables. Class I

Davis, James A.

General social survey, 1974

(ICPSR 7341)

About two-thirds of the 1974 questionnaire probed for attitudes and opinions concerning the respondent's job, satisfaction with life, roles of women, birth control and abortion, sex relations, race relations, social control issues, and civil liberties. Information was obtained from 1,484 respondents in the form of 240 variables. Class I

Davis, James A.

General social survey, 1975

(ICPSR 7367)

The 1975 survey covers such areas of interest as race relations, the family, social control, leisure activities, education, morals, violence, and pornography. Information was obtained from 1,490 respondents in the form of approximately 102 variables. Class I

National Opinion Research Center

General social survey, 1976

(ICPSR 7398)

Data on the respondents' partisan identifications and their 1972 presidential vote is included. Information was obtained from 1,499 respondents in the form of 240 variables. Class I

National Opinion Research Center

General social survey, 1977

(ICPSR 7573)

The content areas covered in this survey concern the family, socioeconomic status, social mobility, social control, race relations, attitudes towards sex and sexual materials, and morals. The respondent's party identification and voting behavior are also included. Information was obtained from 1,530 respondents in the form of 257 variables. Class I

Davis, James A., and Tom W. Smith

**General social surveys, 1972-1986:
[cumulative file]**

(ICPSR 8609)

**General social surveys, 1972-1991:
[cumulative file]**

(ICPSR 9710)

**General social surveys, 1972-1991:
[cumulative file supplement, 1992]**

(ICPSR 9967)

**General social surveys, 1972-1993:
[cumulative file]**

(ICPSR 6217)

**General social surveys, 1972-1994:
[cumulative file]**

(ICPSR 6492)

Summary: These collections are cumulative datasets that merge the General Social Surveys (GSS) from 1972 on. In addition to the standard topic areas covered in every GSS,

the cumulative files include new information from topical modules each year. The topical modules for 1994 focused on the themes of family mobility and multiculturalism. Other topics covered have included cultural issues (1993); work organizations (1991); role of government (1990); work orientation (1989); religious socialization, behaviors, and beliefs (1988); sociopolitical participation (1987); the feminization of poverty (1986); social networks (1985); and the role of the military (1982 and 1984). The GSS also added a crossnational component in 1985 through participation in a multinational collaborative group called the International Social Survey Program (ISSP), which includes Great Britain, Germany, Italy, and Austria. ISSP topics addressed the role of government (1985 and 1990); social support (1986); social inequality (1987); the impact on the family of the changing labor force participation of women (1988); work orientation (1989); the impact of religious background, behavior, and beliefs on social and political preferences (1991); environmental issues (1993); women, work, and the family (A sample, 1994); and the environment (B sample, 1994). Class IV (ICPSR 9967 and ICPSR 6217)

ICPSR 8609: The 1972-1986 data collection also contains a supplemental vignette file consisting of responses to hypothetical "vignettes" dealing with families' need for government assistance. This file contains 1,470 cases and 20 variables, with a record length of 320.

ICPSR 9710: The data for this collection are available in both logical record length and card image formats. The SPSS data definition statements are designed for use with the logical record length format, and must be altered for use with the card image data.

ICPSR 9967: The 1992 supplement augments the 1972-1991 cumulative file with an additional 166 variables. (There was no regular GSS cross-section in 1992 and no 1972-1992 cumulative file produced.) In addition, the principal investigators recoded all variables using 1970 and 1980 United States Census Classification of Occupations to the International Standard Classification of Occupation Codes-1968 (ISCO-68) to facilitate the comparison of the GSS with many crossnational studies. Other changes were made to variables related to the Socioeconomic Index (SEI) of Occupations, measures of poverty status, family and respondent income in constant dollars, and date of interview. Users of the data from the 1992 supplement need to refer to the codebook for **General social**

surveys, 1972-1991: [cumulative file]
(ICPSR 9710) as well as to the 1992
supplement codebook.

ICPSR 6217: In 1993, the National Academy of Sciences' Panel on Poverty and Family Assistance sponsored three items on perceptions of poverty and minimum income. New data for 1993 were added for household structure, ISCO (International Standard Classification of Occupation) codes, SEI (Socioeconomic Index) occupational codes, and date of interview.

ICPSR 6492: In 1994, two major innovations were introduced to the GSS. First, the traditional core set of questions was substantially reduced to allow for the creation of mini-modules (small- to medium-sized supplements). The mini-modules permit greater flexibility to incorporate innovations and to include important items proposed by the social science community. Second, a new biennial, split-sample design was instituted. The sample consisted of two parallel subsamples of approximately 1,500 cases each. The two subsamples contained identical cores. The A sample also contained a standard topical module, the mini-modules, and an ISSP (International Social Survey Program) module. The B sample had a second topical module, mini-modules, and an ISSP module. In effect, the A sample can be viewed as representing a traditional GSS for 1994 and the B sample as representing a traditional GSS for 1995. Rather than being fielded separately in two different years, they were fielded together. In subsequent even-numbered years, the same design described for 1994 will be repeated.

Extent of collection: 1 data file per collection + machine-readable documentation (WP 5.1) (ICPSR 6217 only) + SPSS data definition statements

Extent of processing: `FREQ.PR/ UNDOCCHK.PR/ CONCHK.PR/ MDATA.PR`

Logical record length data format with SPSS data definition statements

rectangular file structure
20,056 to 32,380 cases
1,016 to 2,435 variables
80- to 3,440-unit-long records
1 to 41 records per case

Mendelsohn, Harold, and Garrett J. O'Keefe

Media crime prevention campaign in the United States, 1980

(ICPSR 8050)

This study was sponsored by the U.S. Dept. of Justice, National Institute of Justice. The grant number is 78-NI-AX-0105.

Summary: The "Crime Prevention Survey" was undertaken as part of an ambitious project to evaluate the effects of programs intended to encourage crime prevention among the public. It was designed by Drs. Harold Mendelsohn and Garret O'Keefe, both of the Center for Mass Communications Research and Policy at the University of Denver. The Roper Organization performed the sampling and field work in April 1980 utilizing a personal interview scheme. The basic sample consisted of 1,454 interviews. This survey focused on respondents' reports of their media use, their perception about crime and its nature, and the number and nature of neighborhood contacts they had. Its original intent was to evaluate the impact of a national crime prevention campaign which was in progress in 1980. There are 352 variables in the data.
Class II

Miethe, Terance D.

Public attitudes toward lawyers and legal disputes, 1993: [United States]

(ICPSR 6403)

Summary: This data collection examines public attitudes, opinions, and experiences with respect to lawyers and legal disputes and the effects that prior experiences have on the future likelihood of using the law to settle disputes. Variables refer to types and outcomes of legal disputes, selection of lawyers, gender and age of lawyers, number of contacts, size of legal firms, the extent of services the lawyers provided to clients, and the behavior of lawyers. The unit of analysis is the individual.

Universe: Adults in the United States living in households with telephones in 1993.

Sampling: Proportionate sample stratified (by United States time zone) using random-digit dialing.

Extent of collection: 1 data file + machine-readable documentation (text) + SAS data definition statements + SPSS data definition statements + data collection instrument

Extent of processing: CONCHK.ICPSR/
DDEF.ICPSR/ MDATA.PR/ REFORM.DOC/ SCAN/
UNDOCCHK.PR/ UNDOCCHK.ICPSR

Logical record length data format with SAS and SPSS data definition statements

rectangular file structure

1,004 cases

92 variables

100-unit-long record

1 record per case

Related Publication:

Miethe, Terance D.

"Predicting future litigiousness" (unpublished). Paper No. 89154. Las Vegas, NV: University of Nevada, Dept. of Criminal Justice, 1994.

Documentation machine-readable only

National Center for Health Statistics

Teenage attitudes and practices survey, 1989: [United States]

(ICPSR 9786)

Summary: In this follow-up to the National Health Interview Survey (NHIS), teenagers were interviewed to obtain information on tobacco use, including measures of prevalence, knowledge and attitudes, and predictors of taking up smoking. Respondents were asked if they smoked or used chewing tobacco or snuff, or had in the past. If so, they were questioned as to when they started; how much they smoked, chewed, or snuffed during the last month; where they bought cigarettes; which brand of cigarettes, chewing tobacco, or snuff they usually bought; how many times they tried to stop these habits; and what was the longest time they stopped smoking cigarettes since they started smoking regularly. Nonsmokers were asked if they thought they might start smoking, if they had experimented with cigarette smoking, if they had ever been offered a cigarette, and how difficult it would be to obtain tobacco if they wanted to. The survey asked respondents if any of their household members, teachers, or friends smoked; if they had heard anything about the health risks of tobacco use on television, ra-

dio, or in newspapers or magazines; and if they believed that chewing tobacco or snuff causes cancer. Attitudes toward tobacco use were also probed with questions, such as whether respondents disliked being around people who smoked; whether they believed it was safe to smoke for only a year or two; if they preferred to date people who didn't smoke; if they thought they could stop smoking anytime they wanted to; whether they thought their friends approved or disapproved of their smoking, chewing, or snuffing; and if they thought their parents would mind if they smoked when they were older. Respondents were also asked if they believed there was any harm in having an occasional cigarette, and if they believed smoking helps people to relax, to keep down their weight, and to reduce boredom and stress. In addition to questions about tobacco use, the survey queried respondents about their attitudes regarding seat belts, fitness, alcohol, marijuana, drugs in general, school, and diet. They were also asked whether, during the last year, they had been in an accident or physical fight; had been in a car with a drunk driver or ridden on a motorcycle; and how often they had trouble going to sleep, felt unhappy or depressed, felt hopeless about the future, felt nervous or tense, or worried too much. Demographic and socioeconomic information provided in the data file includes respondent's race, education, and geographic region; reference person's race, education, occupation, and marital status; presence of parent(s) or other adult relative in household; family income; and education of the adult. Class IV

Universe: Civilian noninstitutionalized teenagers, aged 12-18, residing in the United States.

Sampling: A sample of 12,097 teenagers was drawn from the last two quarters of the 1988 NHIS and the first two quarters of the 1989 NHIS. NHIS households were selected by stratified multistage probability area sampling.

Note: Per agreement with NCHS, ICPSR distributes the data file(s) and technical documentation in this collection in their original form as prepared by NCHS.

Restrictions: In preparing the data tape(s) for this collection, the National Center for Health Statistics (NCHS) has removed direct identifiers and characteristics that might lead to identification of data subjects. As an additional precaution, NCHS requires, under Section 308(d) of the Public Health Service Act (42 U.S.C. 242m), that data collected by NCHS not be used for any purpose other than statistical

analysis and reporting. NCHS further requires that analysts not use the data to learn the identity of any persons or establishments and that the director of NCHS be notified if any identities are inadvertently discovered. ICPSR member institutions and other users ordering data from ICPSR are expected to adhere to these restrictions.

Extent of collection: 1 data file + machine-readable documentation (text) + SAS data definition statements + SPSS data definition statements + data collection instrument

Extent of processing: MDATA

Logical record length data format with SAS and SPSS data definition statements

rectangular file structure
9,965 cases
approx. 230 variables
371-unit-long record
1 record per case

Documentation machine-readable only

National Center for Health Statistics

Teenage attitudes and practices survey II, 1993: [United States]

(ICPSR 6375)

Summary: In this follow-up to **Teenage attitudes and practices survey, 1989: [United States]** (ICPSR 9786), a component of the National Health Interview Survey, teenagers were interviewed to obtain specific information on every aspect of tobacco use, including measures of prevalence, knowledge and attitudes, and predictors of taking up smoking. In addition to questions about tobacco use, the Teenage attitudes and practices survey II (TAPS II) queried respondents about their attitudes regarding seatbelts, fitness, alcohol, marijuana, drugs in general, school, and diet. They were also asked whether, during the last year, they had been in an accident or physical fight, had been in a car with a drunk driver, or had ridden on a motorcycle. Finally, the respondents were asked about their physical condition and emotional state. Demographic and socioeconomic information provided in the data file includes respondents' race, education, geographic region, occupation, and marital status, as well as presence of parent(s) or other adult relatives in the house-

hold, family income, and education of the adults.

Universe: Civilian noninstitutionalized persons, aged 10–22, residing in the United States.

Sampling: A sample of 9,135 individuals, aged 15–22 years at the time of TAPS II, who responded by telephone to the first **Teenage attitudes and practices survey** (ICPSR 9786), and 5,590 additional persons aged 10–15 years who were drawn from quarters three and four of the 1991 NHIS and quarter one of the 1992 NHIS sample frames. NHIS households were selected by stratified multistage area probability sampling. In each TAPS II sample component, all persons eligible in a household were selected. Black persons were oversampled.

Note: Per agreement with NCHS, ICPSR distributes the data file(s) and technical documentation in this collection in their original form as prepared by NCHS.

Restrictions: In preparing data tape(s) for this collection, the National Center for Health Statistics (NCHS) has removed direct identifiers and characteristics that might lead to the identification of data subjects. As an additional precaution NCHS requires, under Section 308(d) of the Public Health Service Act (42 U.S.C. 242m), that data collected by NCHS not be used for any purpose other than statistical analysis and reporting. NCHS further requires that analysts not use the data to learn the identity of any persons or establishments and that the director or NCHS be notified if any identities are inadvertently discovered. ICPSR member institutions and other users ordering from ICPSR are expected to adhere to these restrictions.

Extent of collection: 1 data file + data collection instrument

Extent of processing: FREQ.PR

Logical record length data format

rectangular file structure
12,952 cases
approx. 600 variables
885-unit-long record
1 record per case

National Commission on Children

**Survey of parents and children, 1990:
[United States]**

(ICPSR 9595)

Summary: This data collection was designed to assess the well-being, attitudes, and life circumstances of American families. Interviews were conducted with a sample of parents and with their children between the ages of 10 and 17. Children were asked questions about their neighborhood and school, such as whether they thought their neighborhood was a good place for children to grow up, whether they liked school, and whether they experienced peer pressure to engage in various behaviors. They were also asked questions about how they spent their time during the summer, whether they could confide in their parents, and whether they often spent time in the house alone. Children who did not reside with their biological parents were asked about frequency and nature of contact with biological parents. Additional questions concerned weekend, afterschool, and family activities. Parents were asked similar questions about their children's activities and behavior, as well as questions about their own attitudes and concerns regarding parenting. Class IV

Universe: Parents in the continental United States living with their children.

Sampling: National sample of 1,738 parents in the continental United States living with their children. Households with children aged 10 and over were oversampled, as were households with Black and Hispanic children. A sample of 929 children aged 10-17 living in households selected for the study was also interviewed.

Extent of collection: 1 data file + machine-readable documentation (text) + database dictionary

Logical record length data format

rectangular file structure
1,738 cases
495 variables
579-unit-long record
1 record per case

Documentation machine-readable only

The New York Times

***New York Times* race relations survey,
March 1987: New York City**

(ICPSR 9214)

Summary: This survey examines the attitudes of New Yorkers toward race relations. Topics covered include the racial composition of the respondent's neighborhood and friends, the most important white and black leaders in New York City, police brutality, discrimination on racial grounds for housing and jobs, crime, and important problems facing New York City such as drugs, transportation, the poor and homeless, corruption, and illegal aliens. Additional questions asked of respondents include if they approved or disapproved of the way Ed Koch handled his job as mayor, if New York City courts were tougher on blacks or whites, if the level of racial discrimination had increased or decreased, and if a preference in hiring or promotion should be given to blacks. Background information on individuals includes party affiliation, age, income, sex, religious preference, education, and race. Class III

Universe: Adults in New York City.

Sampling: Random sample.

Note: The data contain blanks. There are multiple records per case.

Extent of collection: 1 data file + machine-readable documentation

Card image data format

rectangular file structure
1,063 cases
81 variables
80-unit-long record
3 records per case

Related Publication:

Freedman, Samuel G.

"New York race tension is rising despite gains." *The New York Times* (March 29, 1987).

Documentation machine-readable only

Reif, Karlheinz, and Anna Melich

Euro-Barometer 32: The single European market, drugs, alcohol, and cancer, November 1989

(ICPSR 9519)

Summary: This round of Euro-Barometer surveys had for its major focus issues involving drugs, alcohol, cancer, and the Single European Market. Respondents were asked to consider the influence of the environment, the anticipated effects of the Single Market of 1992, and the repercussions of an aging population on public health. Moreover, respondents were asked to identify and prioritize the most serious health problems facing the European Community, and also to evaluate the various efforts being made to combat these problems. Health topics addressed included drugs and drug addiction, cancer, smoking, alcoholism, AIDS, cardiovascular disease, education, diet, and vaccinations. Other major questions involved additional effects of the Single European Market of 1992, and whether certain issues of public policy should be decided by national governments or jointly within the European Community. Also, the survey gauged respondents' perceptions of the European Parliament and the Commission of the European Community, along with categorizing opinion on the Soviet Union and President Gorbachev, the United States and President Bush, the role and relevance of NATO, U.S. military presence in Western Europe, and the possibility of economic cooperation with Poland and Hungary. Respondents were also asked to give examples of why they felt the United Nations was doing either a good or a poor job in solving the problems it had to face, to name various agencies and institutions that were part of the United Nations, and to identify the Secretary General of the United Nations. Respondents were queried regarding their source of information and education on the United Nations, and were asked to indicate their level of interest in receiving more information on pertinent United Nations issues. As in previous Euro-Barometers, questions on political party preference asked respondents which party they felt the closest to, how they voted in their country's last general election, how they would vote if a general election were held tomorrow, and, if not sure, which party they would be most inclined to vote for. Respondents were also asked to comment on the ideal number of children a family should have, factors influencing the number of children parents decide to have, the role of the family in society, and what government can

do to improve life for families. Other items included life satisfaction, interest in politics, priority of national goals, political party membership, and union membership. Additional information was gathered on family income, number of people residing in the home, size of locality, region of residence, occupation of the head of household, and the respondent's age, sex, occupation, education, religion, religiosity, subjective social class standing, socio-professional status, and left-right political self-placement. Class II

Universe: Persons aged 15 and over residing in the 12 member nations of the European Community: Belgium, Denmark, France, Greece, Ireland, Italy, Luxembourg, the Netherlands, Portugal, Spain, the United Kingdom, and West Germany (including West Berlin).

Sampling: Multistage national probability samples and national stratified quota samples.

Extent of collection: 1 data file + machine-readable documentation (text) + SPSS data definition statements + SAS data definition statements + data collection instrument

Extent of processing: MDATA/ FREQ.ICPSR/ FREQ.PR/ UNDOCCHK.ICPSR/ RECODE

Logical record length and card image data formats, with SAS and SPSS data definition statements for each

rectangular file structure
23,397 cases
1,348 variables
1,464-unit-long record
22 records per case

Related Publications:
Inglehart, Ronald

Cultura shift in advanced industrial society.
Princeton, NJ: Princeton University Press, 1990.

Reif, Karlheinz, and Ronald Inglehart (eds.)
Euro-Barometer: The dynamics of European opinion. London: MacMillan, 1991.

Documentation machine-readable only

Richardson, Richard, et al.

Public attitudes toward the criminal justice system and criminal victimization in North Carolina, 1971

(ICPSR 7670)

This study was conducted in 1971 by the Institute for Research in Social Science at the University of North Carolina. Research for this project was funded primarily by the North Carolina Bureau of Local Affairs, Division of Law and Order, with support from other agencies. The purpose of the study (conducted by means of a household survey) was to assist agencies in assessing public attitudes toward policies in effect or under consideration, and to measure crime in the state. Included are variables concerning citizen attitudes toward crime; the frequency of criminal victimization; the reporting of crime by victims; public contact with criminal justice agencies, and the attitudes of the citizens of the state toward the agencies which are part of the legal justice system. A stratified random sample of the non-institutional population of North Carolina was employed. There are 1,140 cases and approximately 455 variables in the file. Class IV

Sigel, Roberta S., and Cliff Zukin

Sex discrimination as perceived by adult males and females, 1985: [New Jersey]

(ICPSR 9250)

Summary: This data collection provides information on the ways in which men and women perceive the existence or nonexistence of sex discrimination, how they react to it, and how they assign blame for it. The data measure "minority consciousness" among women and investigate how this group-shared consciousness affects women's orientation toward the political system as well as toward each other. Other questions explore attitudes toward recent changes in women's status, responsibility for both past and future changes in status, and the effect of such changes on the respondent's own life. Class IV

Universe: All adult residents 18 and older in the 21 counties of New Jersey.

Sampling: A modified random-digit dial sampling technique was employed to yield a sample that proportionately represents all 21 New Jersey counties. A quota sampling design also was used to disproportionately represent women by a 2 to 1 ratio over men. The data are weighted by sex, age and education.

Note: Some data fields were blanked for purposes of confidentiality.

Extent of collection: 1 data file

Card image data format with SPSS data definition statements

rectangular file structure
600 cases
142 variables
80-unit-long record
2 records per case

Related Publications:

Sigel, Roberta S.

"Female gender perspectives and political socialization." *Political education for democracy* (O. Ichilov, ed.). New York: Columbia University Press.

Sigel, Roberta S., and Nancy L. Wheelchel
"Assessing the past and looking toward the future: Perceptions of change in the status of women." Paper presented at the American Political Science Association Meetings, Washington, DC, 1987.

Sigel, Roberta S.

"Changing gender roles: Male and female reactions." Paper presented at the Annual Meeting of the International Society for Political Philosophy, Amsterdam, the Netherlands, 1986.

Thornton, Arland, and Deborah Freedman

Intergenerational study of parents and children, 1962-1985: [Detroit]

(ICPSR 9902)

Summary: This data collection provides information on family formation and dissolution among young adults. Families who had given birth to their first, second, or fourth child in 1961 comprised the group of Detroit-area Caucasian couples who were interviewed and surveyed over the period 1962-1985. The resulting longitudinal study encompasses six

waves of data collected from mothers across the entire span of their offspring's childhood. Included are demographic, social, and economic information about the parental family; information about the attitudes, values, and behavior of both the mother and the father; and information about the mother's desires and expectations for her child's education, career attainments, and marriage. The collection also offers two waves of interview data collected from the children at ages 18 through 23. These data describe the young adults' attitudes and values; their expectations for school, work, marriage, and childbearing; and their perceptions of their parents' willingness to be of assistance to them. A 1985 Life History Calendar file details the young adults' periods of cohabitation, marriage, separation, divorce, childbearing, living arrangements, education, paid employment, and military service. Class IV

Universe: Detroit-area Caucasian families who had given birth to their first, second, or fourth child.

Note: The first wave of these data are released by ICPSR under the title **Detroit area study, 1962: Family growth in Detroit** (ICPSR 7401).

Extent of collection: 6 data files + OSIRIS dictionaries + data collection instruments + machine-readable frequencies

Extent of processing: MDATA

Logical record length data format

Part 1
1962-1977 wave data
rectangular file structure
1,113 cases
827 variables
3,322-unit-long record
1 record per case

Part 2
1980 mothers' interview data
rectangular file structure
969 cases
approx. 211 variables
234-unit-long record
1 record per case

Part 3
1980 children's interview data
rectangular file structure
935 cases
approx. 540 variables
626-unit-long record
1 record per case

Part 4
1985 mothers' interview data
rectangular file structure
929 cases
approx. 310 variables
375-unit-long record
1 record per case

Part 5
1985 children's interview data
rectangular file structure
923 cases
approx. 565 variables
741-unit-long record
1 record per case

Part 6
Life history calendar data
rectangular file structure
929 cases
approx. 3,236 variables
3,479-unit-long record
1 record per case

Title, Charles R.

Public attitudes toward deviant behavior, 1972: Iowa, New Jersey, and Oregon
(ICPSR 8480)

Summary: The specific purpose of this study was to gather data concerning individuals' perceptions of the likelihood of being caught and punished for committing various minor offenses. However, this study also provides data on several other topics ranging from the respondent's opinion on the importance of following social norms to self-reports of deviant behavior. Class IV

Universe: Individuals aged 15 and over from New Jersey, Iowa, and Oregon.

Sampling: Samples of the population aged 15 and over in New Jersey, Iowa, and Oregon were drawn by using area probability techniques to identify households. Individual respondents within identified households were then randomly selected for interviews, and

two callbacks were used to maximize the possibility of including those specific individuals.

Extent of collection: 1 data file

Card image data format

rectangular file structure

1,993 cases

250 variables

80-unit-long record

7 records per case

WABC-TV/New York Daily News

WABC-TV/New York Daily News race relations poll, January 1988

(ICPSR 9187)

Summary: This data collection examines race relations in New York City. Respondents were asked to name the most important Black leader in New York City and to give their opinions on whether income and living conditions were getting better or worse for most Blacks and whether there was more or less anti-white/anti-Black feeling among members of the other race. In addition, respondents were asked if they agreed or disagreed with these statements: (1) The police and the courts treat Blacks as fairly as they treat whites, (2) If Blacks tried harder they could be just as well off as whites, (3) Discrimination has unfairly held Blacks down but many problems today are brought on by Blacks themselves, and (4) Blacks have been held back because Jews control the educational system in the city. Additional topics covered include the Howard Beach incident in which several white youths were found guilty of manslaughter in the death of a Black youth, the selection of the Black educator Richard Green as chancellor of the city schools, and the respondent's opinion of several public figures. Background information on respondents includes religion, race, sex, and borough of residence. Class IV

Universe: Adults aged 18 and over living in households with telephones in New York City.

Sampling: Random-digit dialing.

Note: The data contain blanks. A weight variable is included that must be used in any analysis.

Extent of collection: 1 data file

Card image data format

rectangular file structure

505 cases

27 variables

80-unit-long record

2 records per case

WABC-TV/New York Daily News

WABC-TV/New York Daily News subway shooting-vigilante poll, January 1985

(ICPSR 8555)

Summary: This survey was conducted following the New York City subway shooting incident involving Bernhard Goetz. Respondents were asked if they were regular subway riders, if they had ever been mugged, if they had heard anything about the case so far, and if they approved or disapproved of the shooter's actions and his being charged with attempted murder. They also were asked to indicate whether they agreed with several statements relating to the incident and to handguns, including the necessity for people to arm themselves for their own protection. Class IV

Universe: The population of New York City aged 18 and over.

Sampling: Households were selected by random-digit dialing.

Extent of collection: 1 data file

Card image data format

rectangular file structure

515 cases

approx. 20 variables

80-unit-long record

1 record per case

WABC-TV/*New York Daily News*

**WABC-TV/*New York Daily News*
subway shooting follow-up poll,
March 1985**

(ICPSR 8562)

Summary: This survey is a follow-up poll on the subway shooting incident involving Bernhard Goetz. Respondents were queried for their opinions on Goetz's action and his claim of self-defense, whether their attitudes differed now from when they first heard of the case, the refusal of the grand jury to indict Goetz for attempted murder, the possibility of the District Attorney's office presenting new charges to a new grand jury, the characterization of Goetz as an innocent victim, and Mayor Koch's statements regarding the news media's handling of the case. Opinions on training New Yorkers in the use of firearms were also elicited. Class IV

Universe: The population of New York City, aged 18 and over.

Sampling: Households were selected by random-digit dialing.

Extent of collection: 1 data file

Card image data format

rectangular file structure
505 cases
approx. 18 variables
80-unit-long record
1 record per case

WCBS-TV News/*The New York Times*

**WCBS-TV News/*New York Times* race
relations poll, June 1988**

(ICPSR 9106)

Summary: This data collection consists of responses to a survey of social issues in the New York City area. Part 1 covers a variety of topics including race relations, leadership among the Black community, treatment of individuals by courts and police, opinions of political leaders and public figures, and the ban on smoking in public places. In addition, respondents were asked a series of questions

concerning the Tawana Brawley case, in which a Black teenager accused a group of white men of abducting and sexually molesting her in Dutchess County. In Part 2, respondents who had said they thought Brawley's advisers were lying about the incident were recontacted and again asked their opinions of these individuals. Part 3, asked of Dutchess County residents, replicated the Part 1 questionnaire, with the exception of several questions specific to New York City. Background information on respondents includes political party affiliation, age, income, sex, religious preference, education, and race. Class III

Universe: Adults aged 18 and over in New York City and Dutchess County.

Sampling: Stratified random-digit dialing.

Note: These files contain weight variables that must be used in any analysis. The data contain blanks. Telephone exchanges have been recoded to "999" for reasons of confidentiality.

Extent of collection: 3 data files + machine-readable documentation

Card image data format

Part 1
New York City, June 21-25
rectangular file structure
676 cases
78 variables
80-unit-long record
2 records per case

Part 2
Call back, June 26
rectangular file structure
96 cases
83 variables
80-unit-long record
2 records per case

Part 3
Upstate New York, June 21-25
rectangular file structure
455 cases
71 variables
80-unit-long record
2 records per case

Documentation machine-readable only

WCBS-TV News/*The New York Times*

WCBS-TV News/*New York Times* race relations poll, June 1990

(ICPSR 9502)

Summary: This data collection is a survey of social issues in the New York City area. Respondents were asked for their opinions on the quality of life in New York City, the job being done by Mario Cuomo as governor and David Dinkins as mayor, and the most important problem facing New York City that the mayor needed to address. Additional information was gathered from Black respondents concerning race relations. Items covered included quality of the city's economy, the mayor's handling of race relations in the city, leadership among the Black community, treatment of individuals by courts and police, neighborhood safety of individuals, criminal victimization, media involvement in race relations, and specific incidents of racial insults. Background information on respondents includes political party affiliation, ethnicity, amount of media usage, age, income, sex, religious preference, education, and race. Class IV

Universe: Adults aged 18 and over in New York City.

Sampling: Stratified random-digit dialing.

Note: This file contains a weight variable that must be used in any analysis. The data contain blanks. Telephone exchanges have been recoded to "999" and the names of respondents have been blanked for reasons of confidentiality.

Extent of collection: 1 data file

Card image data format

rectangular file structure
1,047 cases
90 variables
80-unit-long record
2 records per case

WCBS-TV News/*The New York Times*

New York City and suburban poll, November 1991

(ICPSR 9861)

Summary: This data collection consists of responses to a general survey of residents of New York City and surrounding suburbs and exurbs regarding relevant social and political issues. Respondents were asked to assess the job performance of New York governors Cuomo, Weicker, and Florio and of New York City Mayor David Dinkins; to rate the facilities and services available in their communities; and to identify whether juvenile delinquency and burglary were big problems in their communities. They were also asked whether they would approve of more tax money being spent on public schools, whether they favored or opposed growth in their communities, and whether their communities were more racially mixed than they were five years ago. Questions directed to respondents living in suburbs involved the frequency of and reasons for visits to New York City apart from work and the overall impact of events in New York City on their daily lives. Questions for New York City residents included whether the city's economy was better, worse, or about the same as it was five years ago and whether they would want to be living in the city four years from now. Other general topics addressed in the survey included the image of New York City, crime, race relations, immigrants, alcohol and drug abuse, homelessness, AIDS, and corruption in local government. Background information on respondents includes traveling time from home to midtown Manhattan, readership of New York City newspapers, radio station listening habits, years lived in present community, social class, political party affiliation, political orientation, religious preference, marital status, age, race, and family income. Class IV

Universe: Adults aged 18 and over in New York City and surrounding suburbs and exurbs (including New Jersey and Connecticut).

Sampling: Stratified random-digit dialing.

Note: A weight variable has been included that must be used in any analysis. Area codes, exchange codes, and telephone numbers have been recoded to "999" for reasons of confidentiality.

Extent of collection: 1 data file + machine-readable documentation (text)

Card image data format

rectangular file structure
3,212 cases
179 variables
80-unit-long record
3 records per case

Documentation machine-readable only

Washington Post

**Washington Post Mayor Barry poll,
January 1990**

(ICPSR 9437)

Summary: This survey was conducted following the arrest of District of Columbia mayor Marion Barry on drug charges. Respondents were asked if they had read or heard anything about the arrest, if they thought Barry should resign, if federal investigators would or would not have tried harder to arrest Barry if he had been white, and if they thought Barry was or was not using drugs on the night in question. Respondents also were asked for whom they would vote if the mayoral primary were held that day, toward which candidate they were leaning, whether they would vote for Jesse Jackson if he were a candidate, and whether they would vote for Jesse Jackson or Maurice Turner if the general election were held that day. Background information on respondents includes political alignment, registered voter status, age, race, sex, and income. Class IV

Universe: Adults aged 18 and over living in households with telephones in the District.

Sampling: Households were selected by random-digit dialing. Within household, the respondent selected was the adult living in the household who last had a birthday, was at home at the time of the interview, and was a resident of the District.

Note: The data contain alphabetic characters.

Extent of collection: 1 data file

Card image data format

rectangular file structure
661 cases
34 variables
80-unit-long record
1 record per case

Washington Post

**Washington Post Mayor Barry verdict
poll, August 1990**

(ICPSR 9555)

Summary: This data collection focuses on issues surrounding the verdict in the trial of District of Columbia's mayor Marion Barry. Respondents were asked if they thought Barry had received a fair trial, if the jury had done a good job, and if the federal government's investigation of Barry that led to the indictments was racially motivated. Respondents also were asked if they thought news coverage of the Barry case was generally fair, if the trial increased or decreased racial tensions in the District, if Barry should have to serve some time in jail, if Barry should run for mayor or City Council, if Barry should be re-tried on some of the charges that the jury could not reach a verdict on, if United States Attorney Jay Stephens should resign, and if Mayor Marion Barry should resign. Background information on respondents includes registered voter status, section of residence in the District, age, education, race, sex, and income. Class IV

Universe: Adults aged 18 and over who were residents of the District of Columbia and were living in households with telephones.

Sampling: Households were selected by random-digit dialing. Within household, the respondent selected was the adult living in the household who last had a birthday, was at home at the time of the interview, and was a resident of the District.

Note: The data contain alphabetic characters. A weight variable is included that must be used in any analysis.

Extent of collection: 1 data file + machine-readable documentation

Card image data format

rectangular file structure
603 cases
37 variables
80-unit-long record
1 record per case

Documentation machine-readable only

SEE ALSO..

The following data collections contain information related to topics covered in this chapter. For full descriptions of these studies, consult the chapters indicated.

Centro de Investigaciones Sobre la Realidad Social (CIRES). **Center for research on social reality [Spain] survey, December 1993: Attitudes and behavior regarding alcohol, tobacco, and drugs** (ICPSR 6303)
See XIV. Drug use and crime

Kenney, Dennis Jay. **Fear of crime and the Guardian Angels: Attitudes of New York City subway riders, 1984** (ICPSR 8531)
See II. Community studies

Reiss, Albert J., Jr. **Attitudes and perceptions of police officers in Boston, Chicago, and Washington, DC, 1966** (ICPSR 9087) See XII. Police

Reiss, Albert J., Jr. **Survey of victimization and attitudes towards crime and law enforcement in Boston and Chicago, 1966** (ICPSR 9085) See XII. Police



II. Community studies

American Institutes for Research

National evaluation of the community anti-crime program, 1979-1981

(ICPSR 8704)

Summary: This survey is part of the Community Anti-Crime (CAC) and Comprehensive Crime Prevention (CCP) projects developed by the Office of Community Anti-Crime as part of the Law Enforcement Assistance Administration. The survey was designed to identify the relationship between crime prevention and involvement by the community and law enforcement agencies. The data include information on program start-up, implementation, and the community itself, as well as information on the specific activities undertaken by the programs. **Class IV**

Universe: All community anti-crime programs in the United States.

Note: Variables are not numbered consecutively.

Extent of collection: 4 data files

Card image data format

Part 1

Global

rectangular file structure

128 cases

228 variables

80-unit-long record

5 records per case

Part 2

Acts.1

rectangular file structure

128 cases

171 variables

80-unit-long record

3 records per case

Part 3

Acts.2

rectangular file structure

126 cases

246 variables

80-unit-long record

4 records per case

Part 4

Sites

rectangular file structure

36 cases

241 variables

80-unit-long record

4 records per case

Fowler, Floyd J.

Residential neighborhood crime control project: Hartford, Connecticut, 1973, 1975-1977, 1979

(ICPSR 7682)

This study was sponsored by the U.S. Dept. of Justice, National Institute of Justice. The grant numbers are 73-NI-99-0044, 75-NI-95-0026 and 79-NI-AX-0026.

Summary: The Hartford project, funded through the Hartford Institute of Criminal and Social Justice, began in 1973. The program was designed to reduce the rates of burglary and robbery or purse-snatching and the fear of those crimes. These victimization surveys provide a consistent measure of the rate at which such crimes occur over time. The surveys also provide critical measures of people's fears and concerns about crime. The project's most distinctive feature was its integrated approach. Physical design changes were planned, carried out, and coordinated with appropriate citizen and police efforts in a unique three-pronged program. As part of its extensive evaluation, the center collected resident survey data on four occasions over a five-year period: 1973, 1975, 1976, 1977, and 1979. One-half of the interviews were conducted by telephone and one-half in person.

In each survey, except 1979, respondents reported on experiences during the preceding 12-month period; in 1979 the time reference was the past two years. The survey questions are very similar from year to year, with 1973 being the most unique. Each year there are sections with questions on victimization, fear, perceived risk of being victims of the target crimes, perceptions of and attitudes toward police, neighborhood problems and neighbors and household and respondent characteristics. There are five files. The 1973 file contains 891 cases and approximately 300 variables. There are 556 cases and approximately 175 variables in the 1975 survey. The 1976 file contains 249 variables for 146 cases. This 1976 survey is not an independent sample as it was based on some of the same households interviewed in 1975. The 1977 file contains 358 variables for 885 cases, and the 1979 file contains 320 variables for 623 cases. Class II

Greenberg, Stephanie

Characteristics of high and low crime neighborhoods in Atlanta, 1980

(ICPSR 7951)

This study was sponsored by the U.S. Dept. of Justice, National Institute of Justice. The grant number is 79-NI-AX-0080.

Summary: This study examines the question of how some urban neighborhoods maintain a low crime rate despite their proximity and similarity to relatively high crime areas. The purpose of the study is to investigate differences in various dimensions of the concept of territoriality (spatial identity, local ties, social cohesion, informal social control) and physical characteristics (land use, housing, street type, boundary characteristics) in three pairs of neighborhoods in Atlanta, Georgia. The study neighborhoods were selected by locating pairs of adjacent neighborhoods with distinctly different crime levels. The criteria for selection, other than the difference in crime rates and physical adjacency, were comparable racial composition and comparable economic status. This data collection is divided into two files. The Atlanta Plan file contains information on every parcel of land within the six neighborhoods in the study. The variables include ownership, type of land use, physical characteristics, characteristics of structures, and assessed value of each parcel of land within the six neighborhoods. This file was used in the data analysis to measure a num-

ber of physical characteristics of parcels and blocks in the study neighborhoods, and as the sampling frame for the household survey. The original data were collected by the City of Atlanta Planning Bureau. There are 9,121 cases and approximately 80 variables in the file. The Atlanta Survey file contains the results of a household survey administered to a stratified random sample of households within each of the study neighborhoods. Variables include respondents' attitudes and behavior related to the neighborhood, fear of crime, avoidance and protective measures, and victimization experiences. Crime rates, land use, and housing characteristics of the block in which the respondent resides have been coded onto each case record. The data were collected between August and October of 1980. There are 523 cases and approximately 700 variables. Class II

Hakim, Simon

Impact of casino gambling on crime in the Atlantic City region, 1970-1984

(ICPSR 9237)

This study was sponsored by the U.S. Dept. of Justice, National Institute of Justice. The grant number is 85-IJ-CX-P394.

Summary: The aim of this data collection was to gauge the impact of legalized casino gambling on the level and spatial distribution of crime in the Atlantic City region by comparing crime rates before and after the introduction of this type of gambling in the area. Data for the years 1972 through 1984 were collected from various New Jersey state publications for 64 localities and include information on population size and density, population characteristics of race, age, per capita income, education and home ownership, real estate values, number of police employees and police expenditures, total city expenditure, and number of burglaries, larcenies, robberies, and vehicle thefts. Spatial variables include population attributes standardized by land area in square miles, and measures of accessibility, location, and distance from Atlantic City. For the 1970/1980 data file, additional variables pertaining to population characteristics were created from census data to match economic and crime attributes found in the 1972-1984 data. Data on eight additional locations are available in the 1970/1980 file. Class IV

Universe: Cities and towns in Atlantic County, Cape May County, and Ocean County in New Jersey.

Sampling: All cities and towns in Atlantic, Cape May, and Ocean counties in New Jersey for which 1970 and 1980 census data were available (72 localities).

Extent of collection: 2 data files

Logical record length data format

Part 1

1972-1984 file
rectangular file structure
832 cases
20 variables
188-unit-long record
1 record per case

Part 2

1970/1980 file
rectangular file structure
144 cases
25 variables
208-unit-long record
1 record per case

Related Publication:

Hakim, S.

"The impact of casino gambling on crime in Atlantic City and its region." Unpublished final report submitted to the National Institute of Justice, Washington, DC, 1985.

Kenney, Dennis Jay

Fear of crime and the Guardian Angels: Attitudes of New York City subway riders, 1984

(ICPSR 8531)

Summary: These data focus on the potential effectiveness of the Guardian Angels in their attempts to combat fear and crime on the New York City subways. Respondents were asked about their perceived fear of crime while riding the subways, the likelihood of their becoming victims of crimes, their opinions about the crime problem on the subways, and their knowledge and observations of the Guardian Angels. Class IV

Universe: New York City subway riders.

Extent of collection: 2 data files + SPSS data definition statements

Card Image data format with SPSS data definition statements

Part 1: Interviews

rectangular file structure
2,696 cases
49 variables
80-unit-long record
1 record per case

Part 2: Refusals

rectangular file structure
776 cases
16 variables
80-unit-long record
1 record per case

Related Publication:

Kenney, Dennis Jay

Crime, fear, and the New York City subways: The role of citizen action. New York, NY: Praeger Publishers, 1987.

Kobrin, Solomon, and Leo A. Schuerman

Interaction between neighborhood change and criminal activity, 1979

(ICPSR 9056)

This study was sponsored by the U.S. Dept. of Justice, National Institute of Justice. The grant number is 78-NI-AX-0127.

Summary: This study was conducted in 1979 at the Social Science Research Institute, University of Southern California. This study explores the relationship between neighborhood change and criminal activity during the years 1950 and 1976. The data were aggregated by unique and consistently defined spatial areas, referred to as dummy tracts or neighborhoods, within Los Angeles County. By combining U.S. Census data and administrative data from several state, county, and local agencies, the researchers were able to develop measures which tapped the changing structural and compositional aspects of each neighborhood and its interaction with the patterns of juvenile criminal activity. The Interaction Between Neighborhood Change and Criminal Activity data are available from ICPSR in two formats: a card image file and an OSIRIS dataset. The OSIRIS dataset consists of a single logical record for each case. There are 996 variables for each of 1,142 cases in the file. Class II

Documentation machine-readable only

Lavrakas, Paul J., and Wesley G. Skogan

Citizen participation and community crime prevention, 1979: Chicago metropolitan area survey

(ICPSR 8086)

This study was sponsored by the U.S. Dept. of Justice, National Institute of Justice. The grant number is 78-NI-AX-011.

Summary: This survey was conducted as part of the "Citizen Participation and Community Crime Prevention" project at the Center for Urban Affairs and Policy Research, Northwestern University. The project was conducted to gain a deeper understanding of the wide range of activities in which the American public engages to be secure from crime. In particular, this survey was designed to identify the scope of anti-crime activities and investigate the processes which facilitate or inhibit the public's involvement in those activities. The geographical area for the survey was defined by the "commuting basin" of Chicago, excluding several independent cities and their suburbs (e.g., Aurora, Waukegan, and Joliet) on the northern and western fringes of that area, and excluding all areas in Indiana. A "modified random-digit dialing with enrichment" procedure was used to generate a total of 5,346 prospective sample numbers. Interviewing was carried out by the Survey Research Laboratory at the University of Illinois during June through August of 1979. A total of 1,803 interviews were completed. Information was gathered on people's opinions toward safety, their involvement with "crime prevention" activities, and the quality of life in their neighborhoods. In addition, data were assembled from Census Bureau and police reports for each community area in which respondents lived in the years immediately preceding the survey. Data are available in both OSIRIS and card-image formats, with electronic documentation. There are 219 variables for each of the 1,803 cases. Class II

Loftin, Colin

Detroit area study, 1979: A study of metropolitan issues

(ICPSR 9301)

Summary: Crime and other matters of criminal justice were the main focus of inquiry for this Detroit Area Study. Respondents were asked to report on incidents of crime against

themselves, relatives, and friends. They also were queried about their fears of being victimized by crime and about measures they had undertaken to protect themselves against crime. In addition, the survey elicited views on a wide range of criminal justice issues, such as the death penalty, the causes of crime and ways to reduce it, the salience of crime as a social problem, the legalization of marijuana use, handgun laws, the criminality of certain acts such as shooting a fleeing burglar, the construction of new prisons, the imposition of new taxes to improve law enforcement, the allocation of federal funds to police and other services, the activities of the police and courts including their fairness toward Blacks, and whether or not convicting the innocent was better than letting the guilty go free. The survey also sought respondents' views on other social issues, such as prayer in public schools, labor unions, the Equal Rights Amendment, defense spending, abortion, the quality of public schools, and affirmative action. Additional information gathered by the survey includes duration of residence in the tri-county area and at the current address, place of previous residence, moves planned for the future, television viewing habits, which newspapers were read, gun ownership, shopping habits, home and motor vehicle ownership, use of public transportation, travel to work, political and social class affiliation, satisfaction with neighborhoods and with the tri-county area, and information on age, sex, place of birth, marital status, education, employment, occupation, income, religion, race, ethnicity, and household composition. Class III

Universe: Adults aged 18 and over residing in households located in the Michigan counties of Oakland, Macomb, or Wayne.

Sampling: Multistage area probability sample.

Restrictions: In order to preserve respondent confidentiality, certain identifying variables are restricted from general dissemination. Aggregations of this information for statistical purposes that preserve the anonymity of individual respondents can be obtained from ICPSR in accordance with existing servicing policies.

Extent of collection: 1 data file

OSIRIS data format

rectangular file structure
644 cases
473 variables
4,257-unit-long record
1 record per case

Related Publications:

Young, Robert L.

"Perceptions of crime, racial attitudes and firearms ownership." *Social Forces* 64 (1985), 473-486.

Young, Robert L., David McDowall, and Colin Loftin

"Collective security and the ownership of firearms for protection." *Criminology* 25 (1987), 47-62.

McPherson, Marlys, Glenn Silloway, and David Frey

Crime, fear, and control in neighborhood commercial centers: Minneapolis and St. Paul, 1970-1982

(ICPSR 8167)

This study was sponsored by the U.S. Dept. of Justice, National Institute of Justice. The grant number is 80-IJ-CX-0073.

Summary: The major objective of this study was to examine how both commercial and residential characteristics contribute to crime and how these affect reactions to crime in mixed commercial-residential settings. The variables measured were designed to investigate how physical characteristics of commercial centers and demographic characteristics of residential areas interact with crime. The physical characteristics include type of businesses, store hours, arrangement of buildings, and defensive modifications in the area. The demographic variables include racial composition, average household size and income, and percent change of occupancy. The crime data include six types of crime: robbery, burglary, assault, rape, personal theft, and shoplifting. Class IV

Universe: All commercial and residential areas in Minneapolis and St. Paul.

Sampling: Sampling was based on three criteria: percent minority change from 1970 to 1980, an observational measure of disorder in each commercial center, and person crime rates for the entire commercial and residential area.

Extent of collection: 5 data files

Card image data format

Part 1

Commercial/residential data

rectangular file structure

93 cases

150 variables

80-unit-long record

7 records per case

Part 2

Area data

rectangular file structure

24 cases

183 variables

80-unit-long record

9 records per case

Part 3

Telephone survey data

rectangular file structure

870 cases

136 variables

80-unit-long record

4 records per case

Part 4

Interview data

rectangular file structure

213 cases

138 variables

80-unit-long record

7 records per case

Part 5

Pedestrian activity data

rectangular file structure

7,110 cases

11 variables

80-unit-long record

1 record per case

Milder, N. David

Downtown safety, security, and development in New York City, 1984

(ICPSR 9326)

This study was sponsored by the U.S. Dept. of Justice, National Institute of Justice. The grant numbers are 84-IJ-CX-0006 and 85-IJ-CX-0070.

Summary: This data collection was designed to address the crime problem as a barrier to the economic health of three outlying commercial centers of New York City: Brooklyn, Fordham Road in the Bronx, and Jamaica Center in Queens. Included in the survey are variables concerning the respondent's age, race, gender, family income, length of

residence, and personal victimization experience. Also included are variables pertaining to perceptions of safety, physical disorder in the area, and source of information about crime in the commercial center. Class IV

Universe: All residents in New York City commercial districts of downtown Brooklyn, Fordham Road in the Bronx, and Jamaica Center in Queens.

Sampling: A random sample of residents living in the three areas was systematically selected from the telephone directory.

Restrictions: For reasons of confidentiality, telephone numbers of respondents have been removed from the data file.

Extent of collection: 1 data file

Card image data format

rectangular file structure

610 cases

35 variables

80-unit-long record

1 record per case

Related Publications:

Milder, N.D.

"Reducing the fear of downtown crime" (unpublished summary). Washington, DC: National Institute of Justice, 1987.

Citizens Crime Commission of New York City and Regional Plan Association

"Downtown safety, security, and economic development program" (unpublished final report). Washington, DC: National Institute of Justice, 1987.

Pennell, Susan, Christine Curtis, and Joel Henderson

Guardian Angels: Citizen response to crime in selected cities of the United States, 1984

(ICPSR 8935)

This study was sponsored by the U.S. Dept. of Justice, National Institute of Justice. The grant number is 83-IJ-CX-0037.

Summary: This study was designed to assess the effects of the activities of the Guardian Angels on citizens' fear of crime, incidence of crime, and police officers' perceptions of the Guardian Angels. The data, which

were collected in several large American cities, provide information useful for evaluating the activities of the Guardian Angels from the perspectives of transit riders, residents, merchants, and police officers. Respondents who were transit riders were asked to provide information on their knowledge of and contacts with the Angels, attitudes toward the group, opinions regarding the benefits and effectiveness of the group, and law enforcement experiences. Data for residents and merchants include demographic characteristics, general problems in the neighborhood, opinions regarding crime problems, crime prevention activities, fear of crime, knowledge of the Angels, attitudes toward the group, and victimization experiences. Class IV

Universe: Part 1: Transit riders in Boston, Chicago, Cleveland, and New York City. Part 2: Patrol officers in Boston, Chicago, Dallas, New York City, Sacramento, and San Francisco. Part 3: Housing units in an area of 86 city blocks in downtown San Diego. Part 4: Businesses in the downtown San Diego area that were open between 7 and 11 p.m.

Sampling: Part 1: Convenience sample of patrol officers present for duty on date of survey. Part 3: Random sampling of housing units. Respondents were selected from within selected housing units. Part 4: Random selection of businesses.

Extent of collection: 4 data files

Card image data format

Part 1

Transit riders

rectangular file structure

286 cases

22 variables

80-unit-long record

1 record per case

Part 2

Police officers

rectangular file structure

444 cases

26 variables

80-unit-long record

1 record per case

Part 3

Residents

rectangular file structure

130 cases

105 variables

80-unit-long record

2 records per case

Part 4
Merchants
rectangular file structure
110 cases
115 variables
80-unit-long record
2 records per case

Rodgers, Willard L., Robert W. Marans, et al.

Quality of life in the Detroit metropolitan area, 1975

(ICPSR 7986)

A sample of the residents of the Detroit metropolitan area evaluated their urban environment for this study of the quality of life. The study was begun in October 1974 and was completed in February 1975. This study was a part of an extensive research project, the purpose of which was to produce theoretically important and operationally useful research on the urban environment. The specific purpose of the Detroit area study was to develop valid indicators of the subjective quality of urban life and to examine the residents' evaluations of their environment. Respondents answered questions about the public transportation system; the schools; recreational opportunities; public safety; and housing, neighborhood, and population characteristics. The respondents were either the head of household or the spouse of the head and were part of a stratified sample of Detroit area residents. The sample provided adequate representation of both Detroit itself and of the surrounding area, and of racial and economic subgroups. The sample was taken from the geographic area defined as the 1971 Detroit SMSA, which includes Wayne, Oakland, and Macomb counties. There were 1,194 respondents who answered questions in face-to-face interviews lasting approximately 75 minutes each. The data were made available by the principal investigators and the Survey Research Center, the Institute for Social Research, The University of Michigan. There are 1,477 variables. Class III

Related Publications:

Marans, Robert W., and J. Mark Fly
"Recreation and the quality of urban life: Recreation resources, behaviors and evaluation of people in the Detroit region." Ann Arbor, MI: ISR Research Report Series, 1981.

Rodgers, W.L.

"Density, crowding, and satisfaction with the residential environment." *Social Indicators Research* 10 (1981), 75-102.

Rodgers, W.L.

"Residential satisfaction in relationship to size of place." Ann Arbor: ISR Working Paper Series, 1979.

Skogan, Wesley G.

Disorder and community decline in 40 neighborhoods of the United States, 1977-1983

(ICPSR 8944)

This study was sponsored by the U.S. Dept. of Justice, National Institute of Justice. The grant number is 83-IJ-CX-0074.

Summary: This data collection was designed to evaluate the effects of disorderly neighborhood conditions on community decline and residents' reactions toward crime. Data from five previously collected datasets were aggregated and merged to produce neighborhood-level data on disorder, crime, fear, residential satisfaction, and other key factors in community decline. The 40 neighborhoods studied were located in Atlanta, Chicago, Houston, Newark, Philadelphia, and San Francisco. Variables in the data file include: (1) disorder characteristics such as loitering, drugs, vandalism, noise, and gang activity, (2) demographic characteristics such as race, age, and unemployment rate, and (3) neighborhood crime problems such as burglary, robbery, assault, and rape. Information is also available on crime avoidance behaviors, fear of crime on an aggregated scale, neighborhood satisfaction on an aggregated scale, and cohesion and social interaction. Class IV

Sampling: The 40 neighborhoods are a convenience sample based on the availability of surveys with similar variables of interest. Each of the five data collections from which the sample was drawn used different procedures for selecting respondents and different definitions of community. See detailed descriptions in Lewis and Skogan (ICPSR 8162), Greenberg (ICPSR 7951), Taub and Taylor (ICPSR 7952), Pate and Annan (ICPSR 8496), and Skogan's final report to the National Institute of Justice. Full titles are listed in the note below.

Note: Data in this collection were taken from the following datasets: (1) **Reactions to**

crime project, 1977 [Chicago, Philadelphia, San Francisco]: Survey on fear of crime and citizen behavior (ICPSR 8162), (2) Characteristics of high and low crime neighborhoods in Atlanta, 1980 (ICPSR 7951), (3) Crime factors and neighborhood decline in Chicago, 1979 (ICPSR 7952), (4) Reducing fear of crime program evaluation surveys in Newark and Houston, 1983-1984 (ICPSR 8496), and (5) a survey of citizen participation in crime prevention in six Chicago neighborhoods conducted by Rosenbaum, Lewis, and Grans.

Extent of collection: 1 data file + SPSS data definition statements

Card image data format with SPSS data definition statements

rectangular file structure
40 cases
68 variables
80-unit-long record
12 records per case

Related Publication:
Skogan, Wesley

"Disorder and community decline: Final report to the National Institute of Justice." Evanston, IL: Northwestern University, Center for Urban Affairs and Policy Research.

Spelman, William

Reactions to crime in Atlanta and Chicago, 1979-1980
(ICPSR 8215)

This study was sponsored by the U.S. Dept. of Justice, National Institute of Justice. The grant number is 78-NI-AX-0107.

Summary: Two previously released data collections from ICPSR are combined in this dataset. The first is **Characteristics of high and low crime neighborhoods in Atlanta, 1980** (ICPSR 7951), by Stephanie Greenberg. Information was obtained from 523 residents interviewed in six selected neighborhoods in Atlanta, Georgia. A research team from the Research Triangle Institute sampled and surveyed the residents. The second dataset is **Crime factors and neighborhood decline in Chicago, 1979** (ICPSR 7952), by Richard Taub of the National Opinion Research Center. This collection contains 3,310 interviews of Chicago residents in eight selected neigh-

borhoods. The Spelman data contain 156 variables including residents' demographics and socioeconomic status, personal crime rates, property crime rates, neighborhood crime rates, and neighborhood characteristics. There are three pieces of information for each variable: variable reference numbers for both the Atlanta and Chicago datasets and the complete wording of the coding schemes adopted by the researcher. The combined dataset contains 3,833 cases with three logical records per case. The logical record length of the files is 133 characters. Class IV

Taub, Richard, and D. Garth Taylor

Crime factors and neighborhood decline in Chicago, 1979
(ICPSR 7952)

This study was sponsored by the U.S. Dept. of Justice, National Institute of Justice. The grant number is 78-NI-AX-0079.

Summary: This study explores the relationship between crime and neighborhood deterioration in eight neighborhoods in Chicago. The neighborhoods were selected on the basis of slowly or rapidly appreciating real estate values, stable or changing racial composition, and high or low crime rates. The Survey file contains the results of a telephone survey administered to approximately 400 heads of households in each study neighborhood for a total of 3,310 completed interviews. The survey was designed to measure victimization experience, fear and perceptions of crime, protective measures taken, attitudes toward neighborhood quality and resources, attitudes toward the neighborhood as an investment, and density of community involvement. Respondents from each of the eight neighborhoods were selected on the basis of random-digit dialing and screened for street name and block number. Each record also includes appearance ratings for the block of the respondent's residence and aggregate figures on personal and property victimization for that city block. The aggregate appearance ratings were compiled from windshield surveys taken by trained personnel of the National Opinion Research Center. The criminal victimization figures came from Chicago City Police files. This file contains 411 variables on the 3,310 cases. Class II

Thompson, James W.

Relationships between employment and crime: A survey of Brooklyn residents, 1979-1980

(ICPSR 8649)

This study was sponsored by the U.S. Dept. of Justice, National Institute of Justice. The grant number is 81-U-CX-0024.

Summary: The study was designed to explore the relationship between labor market participation and involvement with the criminal justice system. The data include information on labor market participation, arrests, periods of incarceration, and the respondents' demographic characteristics. The labor market information, which was obtained through interviews at the time of the respondents' arrests, spans a two-year period prior to those arrests. Prior arrest history and other criminal justice data cover the two years prior to arrest and one year following the arrest. Additional variables include employment and occupational data, social and neighborhood characteristics, and information on perceptions of the risk of committing selected crimes. This study is valuable because it examines the empirical relationship between crime and employment at three points in time: two years prior to arrest, at the time of arrest, and a year following arrest. *Class IV*

Universe: All males arrested for felony offenses and residing in Brooklyn during July and August of 1979.

Sampling: The sample consists of 902 males arrested predominantly for felony offenses and residing in Brooklyn during July and August of 1979. A subsample of 152 respondents was reinterviewed in 1980.

Extent of collection: 1 data file

Card image data format

rectangular file structure
902 cases
541 variables
80-unit-long record
19 records per case

Related Publications:

Sullivan, M., and J.W. Thompson
"Youth crime and employment patterns in three Brooklyn neighborhoods." New York, NY: Vera Institute of Justice, 1984.
Svirdoff, M., and J. McElroy
"Employment and crime: A summary report." New York, NY: Vera Institute of Justice, 1984.

SEE ALSO...

The following data collection contains information related to topics covered in this chapter. For a full description of this study, consult the chapter indicated.

Pate, Antony M., and Sampson O. Annan.
Community policing in Baltimore, 1986-1987 (ICPSR 9401) *See XII. Police*



III. Corrections – adult

Bureau of Justice Statistics,
U.S. Dept. of Justice

Capital punishment in the United States

This series provides annual data on prisoners under a sentence of death and on those whose offense sentences were commuted or vacated. Information is available on basic sociodemographic characteristics such as age, sex, race and ethnicity, marital status at time of imprisonment, level of education, and state of incarceration. Criminal history data include prior felony convictions for criminal homicide and legal status at the time of the capital offense. Additional information is provided on those inmates removed from death row by the yearend and those inmates who were executed. Class II

Universe: Inmates in state prisons throughout the United States under the sentence of death.

Note: Information collected prior to 1972 is in many cases incomplete and reflects vestiges in the reporting process. The inmate identification numbers were assigned by the Bureau of Census and have no purpose outside these data collections.

Related Publications:

- Bureau of Justice Statistics
"Correctional populations in the United States." Washington, DC: U.S. Government Printing Office, annual.
- Bureau of Justice Statistics
"Capital punishment." Washington, DC: U.S. Government Printing Office, annual.

Capital punishment in the United States, 1973–1987

(ICPSR 9210)

Note: Users should note that the Combined file will contain duplicate identification numbers due to changes in status of some inmates.

Extent of collection: 3 data files + machine-readable documentation + SPSS data definition statements

Logical record length and OSIRIS data formats with SPSS data definition statements

Part 1

Combined file
rectangular file structure
3,842 cases
36 variables
65-unit-long record
1 record per case

Part 2

Historical file
rectangular file structure
1,743 cases
36 variables
65-unit-long record
1 record per case

Part 3

Current file
rectangular file structure
2,099 cases
36 variables
65-unit-long record
1 record per case

Documentation machine-readable only

Capital punishment in the United States, 1973–1988

(ICPSR 9337)

Extent of collection: 2 data files + machine-readable documentation + SPSS data definition statements

OSIRIS and card image data formats with SPSS data definition statements

Part 1
Current file
rectangular file structure
2,263 cases
36 variables
64-unit-long record
1 record per case

Part 2
Historical file
rectangular file structure
1,893 cases
36 variables
64-unit-long record
1 record per case

Documentation machine-readable only

Capital punishment in the United States, 1973-1989

(ICPSR 9507) (Diskette D00018)

Extent of collection: 2 data files + machine-readable documentation (text) + SPSS data definition statements + OSIRIS dictionaries

Extent of processing: MDATA/ UNDOCCHK.ICPSR

OSIRIS and logical record length data formats with SPSS data definition statements

Part 1
Historical file
rectangular file structure
2,057 cases
37 variables
66-unit-long record
1 record per case

Part 2
Current file
rectangular file structure
2,368 cases
37 variables
66-unit-long record
1 record per case

Documentation machine-readable only

Capital punishment in the United States, 1973-1990

(ICPSR 9819) (Diskette D00048)

Extent of collection: 1 data file + machine-readable documentation (text) + SAS data

definition statements + SPSS data definition statements + data collection instrument

Extent of processing: MDATA/ UNDOCCHK.ICPSR/ RECODE

Logical record length data format with SAS and SPSS data definition statements

rectangular file structure
4,689 cases
37 variables
67-unit-long record
1 record per case

Documentation machine-readable only

Bureau of Justice Statistics,
U.S. Dept. of Justice

Censuses of state adult correctional facilities

This series of studies contains a descriptive analysis of confinement facilities and state-operated community-based correctional facilities nationwide. The census included prisons; prison farms; reception, diagnostic, and classification centers; road camps; forestry and conservation camps; youthful offender facilities (except in California); vocational training facilities; and correctional drug and alcohol treatment facilities. Variables include physical security, age of facilities, functions of facilities, programs, inmate work assignments, staff employment, facilities under court order/consent decree for conditions of confinement, capital and operating expenditures, custody level of residents/inmates, one-day and average daily population counts, race/ethnicity of inmates, inmate work assignments, inmate deaths, special inmate counts, and assaults and incidents by inmates. The institution is the unit of analysis. Class II

Universe: All United States correctional facilities staffed and administered by state employees, primarily for state prisoners, and functionally distinct in a separate physical location under the administration of their own warden, superintendent, director, or other administrator.

Note: See also **Survey of inmates of state correctional facilities and census of state adult correctional facilities, 1974** (ICPSR 7811).

Census of state adult correctional facilities, 1979

(ICPSR 7852)

There are a total of 493 variables for the 791 facilities in the 1979 census. The data are arranged with one record per facility.

Related Publication:

Bureau of Justice Statistics

"Census of state correctional facilities, 1979: Advance report." NCJ-25642. Washington, DC: U.S. Government Printing Office, 1979.

Documentation machine-readable only

Census of state adult correctional facilities, 1984

(ICPSR 8444)

Note: Limitations on capital expenditures, race, ethnicity, and population movement exist in the data and are documented thoroughly.

Extent of collection: 1 data file + machine-readable documentation + SPSS data definition statements

OSIRIS and card image data formats, with SPSS data definition statements for each

rectangular file structure

903 cases

759 variables

2,154-unit-long record

28 records per case

Documentation machine-readable only

Census of state and federal adult correctional facilities, 1990

(ICPSR 9908) (Diskette D00099)

An addendum on drug control activities in state and federal facilities was included for the first time in the 1990 census. Facilities were asked to provide information on the following: procedures used with inmates/residents, visitors, and staff to keep out illegal drugs and drug paraphernalia; inmate/resident drug-testing practices, including the criteria for testing inmates/residents; the number of inmates/residents tested in total and by specific drug and the number positive; staff

drug testing, including groups and basis for testing, number tested, and procedures when tests were positive and capacity and enrollment in various types of drug treatment and intervention programs.

Sampling: Data were collected from 957 state prison facilities, 250 state community-based facilities, and 80 federal prisons operating on June 29, 1990.

Note: When all prisons in the census did not provide data on particular variables, estimated figures were used where indicated. Total figures were estimated by multiplying the known or reported numbers by the ratio of the total relevant population to the reported population. All figures were estimated independently and total estimates were therefore larger than the sum of all subgroup estimates. The total population figure used in the projections varied, depending upon which figure was most appropriate. The two available population figures are the average daily population and the prison count on the reference day for the census, June 29, 1990. For drug testing, the basis for estimation was the average daily population, and for drug treatment capacity and enrollment, the basis was the one-day count.

Extent of collection: 1 data file + machine-readable documentation (text) + SAS data definition statements + SPSS data definition statements + data collection instrument

Extent of processing: RECODE/ CONCHK.ICPSR/ MDATA/ UNDOCCHK.ICPSR

Logical record length and card image data formats with SAS and SPSS data definition statements

rectangular file structure

1,287 cases

841 variables

2,218-unit-long record

30 records per case

Related Publication

Bureau of Justice Statistics

Drug enforcement and treatment in prisons, 1990. Washington, DC: U.S. Government Printing Office, July 1992.

Documentation machine-readable only

Bureau of Justice Statistics,
U.S. Dept. of Justice

Historical statistics on prisoners in state and federal institutions, yearend 1925-1986: [United States]

(ICPSR 8912) (Diskette D00015)

Summary: This data collection supplies annual data on the size of the prison population and the size of the general population in the United States for the period 1925 to 1986. These yearend counts include tabulations for prisons in each of the 50 states and the District of Columbia, as well as the federal prisons, and are intended to provide a measure of the overall size of the prison population. The figures were derived from a voluntary reporting program in which each state, the District of Columbia, and the Federal Bureau of Prisons reported summary statistics as part of the statistical information on prison populations in the United States. Class II

Note: This data collection preserves what was reported in the historical record. No attempts were made to correct any errors that may have existed in the record.

Extent of collection: 1 data file + machine-readable documentation + SPSS data definition statements

OSIRIS and card image data formats, with SPSS data definition statements for each

rectangular file structure
54 cases
126 variables
923-unit-long record
14 records per case

Related Publications:
Bureau of Justice Statistics
"Historical statistics on prisoners in state and federal institutions, yearend 1925-1986." Washington, DC: U.S. Government Printing Office, May 1988.
Bureau of Justice Statistics
"Historical corrections statistics in the United States, 1850-1984." Washington, DC: U.S. Government Printing Office, December 1986.

Documentation machine-readable only

Bureau of Justice Statistics,
U.S. Dept. of Justice

National corrections reporting program

In 1983 the National Prisoners Statistics (NPS) program, which compiled data on prisoner admissions and releases, and the Uniform Parole Reports (UPR) were combined into one reporting system, the National Corrections Reporting Program (NCRP). The NCRP evolved from the need to improve and consolidate data on corrections at the national level. Its objective was to provide a consistent and comprehensive description of prisoners entering and leaving the custody or supervision of state and federal authorities. In addition to the state prisons, the Federal Prison System and the California Youth Authority also began reporting data in 1984. Data refer only to those prisoners admitted to prison, released from prison, or released from parole in the year cited. Variables include incarceration history, current offenses, and total time served. Background information on individuals includes year of birth, sex, age, race, Hispanic origin, and educational attainment. Class II

National corrections reporting program, 1983: [United States]

(ICPSR 8363)

Note: Thirty states reported data. Part 1 contains data on prison admissions, prison releases, and parole releases. Parts 2 through 4 contain the individual record types.

Extent of collection: 4 data files + machine-readable documentation + SPSS data definition statements

OSIRIS and card image data formats, with SPSS data definition statements for each

Part 1
Prison admissions and releases, parole releases
rectangular file structure
327,157 cases
95 variables
233-unit-long record
4 records per case

Part 2

Prison admissions
rectangular file structure
140,200 cases
95 variables
233-unit-long record
4 records per case

Part 3

Prison releases
rectangular file structure
130,531 cases
95 variables
233-unit-long record
4 records per case

Part 4

Parole releases
rectangular file structure
56,426 cases
95 variables
233-unit-long record
4 records per case

Documentation machine-readable only

National corrections reporting program, 1984: [United States]

(ICPSR 8497)

Note: Thirty-four states reported in 1984. Part 1 contains data on prison admissions, prison releases, and parole releases. Parts 2 through 4 contain the individual record types.

Extent of collection: 4 data files + machine-readable documentation + SPSS data definition statements

OSIRIS and card image data formats, with SPSS data definition statements for each

Part 1

Prison admissions and releases, parole releases
rectangular file structure
435,722 cases
95 variables
233-unit-long record
4 records per case

Part 2

Prison admissions
rectangular file structure
183,514 cases
95 variables
233-unit-long record
4 records per case

Part 3

Prison releases
rectangular file structure
165,856 cases
95 variables
233-unit-long record
4 records per case

Part 4

Parole releases
rectangular file structure
86,352 cases
95 variables
233-unit-long record
4 records per case

Documentation machine-readable only

National corrections reporting program, 1985: [United States]

(ICPSR 8918)

Note: The records for Florida could not be verified. A total of 40 states reported in 1985.

Extent of collection: 3 data files + machine-readable documentation (text) + SAS data definition statements + SPSS data definition statements

Logical record length data format with SAS and SPSS data definition statements

Part 1

Prisoner admissions
rectangular file structure
223,579 cases
103 variables
359-unit-long record
1 record per case

Part 2

Prison releases
rectangular file structure
195,071 cases
103 variables
359-unit-long record
1 record per case

Part 3

Parole releases
rectangular file structure
96,637 cases
103 variables
359-unit-long record
1 record per case

Documentation machine-readable only

National corrections reporting program, 1986: [United States]

(ICPSR 9276)

Note: The records for Florida could not be verified. A total of 40 state and federal jurisdictions (including California Youth Authority and the District of Columbia) furnished data on prison admissions, 39 state and federal jurisdictions provided data on prison releases, and 32 state and federal jurisdictions submitted data on parole discharges.

Extent of collection: 3 data files + machine-readable documentation (text) + OSIRIS dictionaries + SAS data definition statements + SPSS data definition statements + data collection instrument

Extent of processing: MDATA/ UNDOCCHK.ICPSR

OSIRIS data format with SAS and SPSS data definition statements

Part 1

Prison admissions
rectangular file structure
262,862 cases
98 variables
324-unit-long record
1 record per case

Part 2

Prison releases
rectangular file structure
231,593 cases
98 variables
324-unit-long record
1 record per case

Part 3

Parole releases
rectangular file structure
106,652 cases
98 variables
324-unit-long record
1 record per case

Documentation machine-readable only

National corrections reporting program, 1987: [United States]

(ICPSR 9402)

Note: In 1987, 36 states and three other jurisdictions (Federal Prison System, California Youth Authority, and District of Columbia) reported data.

Extent of collection: 3 data files + machine-readable documentation (text) + SPSS data definition statements + SAS data definition statements + OSIRIS dictionaries + data collection instrument

Extent of processing: MDATA/ FREQ.ICPSR/ UNDOCCHK.ICPSR

Logical record length data format with SPSS and SAS data definition statements

Part 1

Prison admissions, 1987
rectangular file structure
300,383 cases
98 variables
324-unit-long record
1 record per case

Part 2

Prison releases, 1987
rectangular file structure
273,580 cases
98 variables
324-unit-long record
1 record per case

Part 3

Parole releases, 1987
rectangular file structure
131,389 cases
98 variables
324-unit-long record
1 record per case

Documentation machine-readable only

National corrections reporting program, 1988: [United States]

(ICPSR 9450)

Note: In 1988, 36 states and 3 other jurisdictions (Federal Prison System, California Youth Authority, and District of Columbia) reported data.

Extent of collection: 3 data files + machine-readable documentation (text) + SPSS data definition statements + SAS data definition statements + data collection instrument

Extent of processing: MDATA.ICPSR/ FREQ.ICPSR/ UNDOCCHK.ICPSR/ CONCHK.ICPSR/ DDEF.ICPSR/ CDBK.ICPSR

Logical record length data format with SPSS and SAS data definition statements

Part 1

Prison admissions
rectangular file structure
380,136 cases
98 variables
324-unit-long record
1 record per case

Part 2

Prison releases
rectangular file structure
341,117 cases
98 variables
324-unit-long record
1 record per case

Part 3

Parole releases
rectangular file structure
146,849 cases
98 variables
324-unit-long record
1 record per case

Documentation machine-readable only

National corrections reporting program, 1989

(ICPSR 9849)

Note: In 1989, 36 states plus federal prisons, the California Youth Authority, and the District of Columbia reported data.

Extent of collection: 3 data files + machine-readable documentation (text) + SAS data definition statements + SPSS data definition statements + data collection instrument

Extent of processing: MDATA/ FREQ.ICPSR/
UNDOCCHK.ICPSR

Logical record length data format with SAS and SPSS data definition statements

Part 1

Prison admissions
rectangular file structure
415,877 cases
95 variables
306-unit-long record
1 record per case

Part 2

Prison releases
rectangular file structure
363,567 cases
95 variables
306-unit-long record
1 record per case

Part 3

Parole releases
rectangular file structure
174,906 cases
95 variables
306-unit-long record
1 record per case

Documentation machine-readable only

National corrections reporting program, 1990

(ICPSR 6141)

Note: In 1990, 35 states plus federal prisons, the California Youth Authority, and the District of Columbia reported data.

Extent of collection: 3 data files + machine-readable documentation (text) + SAS data definition statements + SPSS data definition statements + data collection instrument

Extent of processing: MDATA/ FREQ.ICPSR/
UNDOCCHK.ICPSR/ RECODE

Logical record length data format with SAS and SPSS data definition statements

Part 1

Prison admissions
rectangular file structure
470,353 cases
98 variables
297-unit-long record
1 record per case

Part 2

Prison releases
rectangular file structure
382,276 cases
98 variables
297-unit-long record
1 record per case

Part 3

Parole releases

rectangular file structure

194,732 cases

98 variables

297-unit-long record

1 record per case

Documentation machine-readable only

National corrections reporting program, 1991

(ICPSR 6272)

Note: In 1991, 35 states plus federal prisons, the California Youth Authority, and the District of Columbia reported data.

Extent of collection: 3 data files + machine-readable documentation (text) + SAS data definition statements + SPSS data definition statements + data collection instrument

Extent of processing: MDATA/FREQ.ICPSR/
UNDOCCHK.ICPSR/ RECODE

Logical record length data format with SAS and SPSS data definition statements

Part 1

Prison admissions

rectangular file structure

481,295 cases

98 variables

297-unit-long record

1 record per case

Part 2

Prison releases

rectangular file structure

399,720 cases

98 variables

297-unit-long record

1 record per case

Part 3

Parole releases

rectangular file structure

215,043 cases

98 variables

297-unit-long record

1 record per case

Documentation machine-readable only

National corrections reporting program, 1992

(ICPSR 6400)

Note: In 1992, 35 states plus federal prisons, the California Youth Authority, and the District of Columbia reported data.

Extent of collection: 3 data files + machine-readable documentation (text) + SAS data definition statements + SPSS data definition statements + data collection instrument

Extent of processing: MDATA.ICPSR/
FREQ.ICPSR/ UNDOCCHK.ICPSR/ RECODE/
ODEF.ICPSR/ CDBK.ICPSR

Logical record length data format with SAS and SPSS data definition statements

Part 1

Prison admissions

rectangular file structure

468,188 cases

99 variables

298-unit-long record

1 record per case

Part 2

Prison releases

rectangular file structure

381,672 cases

99 variables

298-unit-long record

1 record per case

Part 3

Parole releases

rectangular file structure

250,852 cases

99 variables

298-unit-long record

1 record per case

Documentation machine-readable only

Bureau of Justice Statistics,
U.S. Dept. of Justice

National jail censuses

The National Jail Census was conducted by the U.S. Census Bureau for the Bureau of Justice Statistics. Excluded from the census were federal- or state-administered facilities, including the combined jail-prison systems in Alaska, Connecticut, Delaware, Hawaii,

Rhode Island, and Vermont. Data include jail population by reason being held, age (juvenile or adult) and sex, maximum sentence that can be served in the facility, available services, type of security available, facility capacity, age, construction and renovation of the facility, employment, and operating expenditures. Class II

Universe: All locally administered county and municipal jails that had the authority to hold prisoners for 48 hours or more.

Related Publications:

Bureau of Justice Statistics

"Local jails: A report presenting data for individual county and city jails from the 1970 National Jail Census." Washington, DC: U.S. Government Printing Office, Stock No. 2700-00178.

Bureau of the Census and Bureau of Justice Statistics

"1970 National Jail Census." Washington, DC: U.S. Government Printing Office, n.d. U.S. Dept. of Justice

The nation's jails. Washington, DC: U.S. Government Printing Office, Stock No. 027-000-00326-5.

National jail census, 1970

(ICPSR 7641)

Extent of collection: 1 data file + machine-readable documentation

OSIRIS and card image data formats

rectangular file structure
4,037 cases
82 variables
201-unit-long record
3 records per case

National jail census, 1972

(ICPSR 7638)

This data collection was formerly titled **Survey of inmates of local jails: Institutional data, 1972.**

Extent of collection: 1 data file + machine-readable documentation + SPSS data definition statements

OSIRIS and card image data formats, with SPSS data definition statements for each

rectangular file structure
3,580 cases
191 variables
476-unit-long record
6 records per case

National jail census, 1978

(ICPSR 7737)

Data are presented for 3,493 jails in 45 states.

Documentation machine-readable only

National jail census, 1983

(ICPSR 8203)

Data are presented for 3,338 jails in 45 states. There are 452 variables.

National jail census, 1988

(ICPSR 9256)

Extent of collection: 1 data file + machine-readable documentation + SPSS data definition statements

OSIRIS and card image data formats, with SPSS data definition statements for each

rectangular file structure
3,316 cases
575 variables
1,429-unit-long record
22 records per case

Documentation machine-readable only

Bureau of Justice Statistics,
U.S. Dept. of Justice

National surveys of jails

The Bureau of Justice Statistics (BJS) sponsors the Sample Survey of Jails (here called the National Survey of Jails) as part of a series of statistical programs measuring the correctional population. A complete census of local jails is conducted every five years (see **National jail census** series) and, in the intervening years, this Sample Survey series

provides basic data about the national jail population. The Omnibus Crime Control and Safe Streets Act of 1968, as amended (42 U.S.C. 3732), authorized the collection of this information. The Sample Survey meets BJS's need to analyze continuously the "spillover" effect on local jails of the growth in federal and state prison populations. The data are used in conjunction with statistics on federal and state prisoners to provide a complete picture of the adult correctional system and to measure changes in that system. Information is available on the number of inmates by sex, race, adult or juvenile status, reason being held, and cause of death. The Census Bureau used a nine-digit Government Identification number in order to uniquely identify each jail. Due to restrictions in OSIRIS, this variable has been broken up into four different variables in the collections using OSIRIS formatting. Users of the data will have to combine these four variables in order to identify a particular jail.

Universe: All city and county jails in the United States.

Sampling: A stratified simple random sample of jurisdictions stratified by the average daily population (ADP) as reported by the most recent National Jail Census with allocation to the strata based on 1983 ADP.

National survey of jails: Jurisdiction-level and jail-level data, 1985

(ICPSR 8687)

Class IV

Extent of collection: 2 data files

Logical record length data format

Part 1

Jail-level

rectangular file structure
1,142 cases
170 variables
1,820-unit-long record
1 record per case

Part 2

Jurisdiction-level

rectangular file structure
874 cases
170 variables
1,820-unit-long record
1 record per case

National survey of jails: Jurisdiction-level and jail-level data, 1986

(ICPSR 8871)

Class II

Extent of collection: 2 data files + machine-readable documentation + SPSS data definition statements

OSIRIS and card image data formats, with SPSS data definition statements for each

Part 1

Jail-level data

rectangular file structure
1,137 cases
176 variables
740-unit-long record
12 records per case

Part 2

Jurisdiction-level data

rectangular file structure
868 cases
174 variables
695-unit-long record
11 records per case

Documentation machine-readable only

National survey of jails: Jurisdiction-level data, 1987

(ICPSR 9074)

Class II

Extent of collection: 1 data file + machine-readable documentation + SPSS data definition statements

OSIRIS and card image data formats, with SPSS data definition statements for each

rectangular file structure
866 cases
176 variables
1,660-unit-long record
21 records per case

Documentation machine-readable only

National survey of jails: Jurisdiction-level data, 1989

(ICPSR 9373)

Class II

Extent of collection: 1 data file + machine-readable documentation + SPSS data definition statements

OSIRIS and card image data formats, with SPSS data definition statements for each

rectangular file structure
809 cases
188 variables
964-unit-long record
15 records per case

Documentation machine-readable only

National survey of jails: Jurisdiction-level data, 1990

(ICPSR 9569)

Class II

Extent of collection: 1 data file + machine-readable documentation + SPSS data definition statements

OSIRIS and card image data format, with SPSS data definition statements for each

rectangular file structure
804 cases
193 variables
475-unit-long record
7 records per case

Documentation machine-readable only

National survey of jails: Jurisdiction-level and jail-level data, 1992

(ICPSR 6395)

Added in the 1992 survey were variables on citizenship, population movement, and total number of inmate deaths for inmates originally confined to the facility in question who died either at that facility or elsewhere. Also, the 1992 version included a more complete survey of jail programs and a supplemental questionnaire (CJ-5S), which dealt with AIDS-related questions. In addition, information

was collected for the first time on drug testing, programs that treat or educate inmates, boot camps, work release, and alternatives to incarceration such as electronic monitoring, house arrest, community service, and weekend or day reporting.

Note: (1) A "Census Use Only" variable is present in the Jurisdiction-Level Data file, but not in the Jail-Level Data file. (2) The data collection instruments are available only in hard-copy form upon request from ICPSR.

Extent of collection: 2 data files + machine-readable documentation (text) + SAS data definition statements + SPSS data definition statements + data collection instruments

Extent of processing: REFORM.DOC/
REFORM.DATA/ DDEF.ICPSR/ CONCHK.ICPSR/
MDATA.ICPSR/ FREQ.ICPSR/ UNDOCCHK.ICPSR/
RECODE/ CDBK.ICPSR

Logical record length data format with SAS and SPSS data definition statements

Part 1

Jail-level data
rectangular file structure
1,113 cases
254 variables
583-unit-long record
1 record per case

Part 2

Jurisdiction-level data
rectangular file structure
795 cases
253 variables
607-unit-long record
1 record per case

Related Publication:

Bureau of Justice Statistics

"Jail inmates 1992." Washington, DC: U.S. Government Printing Office, 1993.

Documentation machine-readable only

Bureau of Justice Statistics,
U.S. Dept. of Justice

**Recidivism among released
prisoners, 1983: [United States]**

(ICPSR 8875)

Summary: This data collection provides comprehensive criminal history data on prisoners released from custody in 1983. Precise

estimates are supplied on recidivism among prisoners of all ages with all types of postrelease supervision. Data cover recidivism both within and outside the states in which the prisoners were released. Variables include sociodemographic indices, type of sentence, length of sentence, offense, court action, and date of court action. Class II

Universe: Prisoners released from prison in 1983 from the following states: California, Florida, Illinois, Michigan, Minnesota, New Jersey, New York, North Carolina, Ohio, Oregon, and Texas.

Sampling: Systematic stratified sample.

Note: This dataset has five levels. Level 1 contains 66 variables and one record per case for each of 16,355 identification segments. Level 2 contains 154 variables and one record per case for each of 126,620 arrests. Level 3 contains 119 variables and one record per case for each of 84,741 judicial contacts. Level 4 contains 144 variables and one record per case for each of 35,337 custody segments. Level 5 contains 139 variables and one record per case for 36,846 event segments. The data contain blanks and alphabetic characters.

Extent of collection: 1 data file

Logical record length data format

hierarchical file structure
536-unit-long record

Related Publication:
Beck, Allen J.

"Bureau of justice statistics special report, recidivism of prisoners released in 1983."
Washington, DC: Bureau of Justice Statistics, March 1989.

Documentation machine-readable only

Bureau of Justice Statistics,
U.S. Dept. of Justice

**Recidivism among young parolees:
A study of inmates released from
prison in 22 states, 1978**

(ICPSR 8673)

Summary: This study examines the criminal activities of a group of young offenders after their release from prison to parole supervi-

sion. Previous studies have examined recidivism using arrests as the principal measure, whereas this study examines a variety of factors, including length of incarceration, age, sex, race, prior arrest record, prosecutions, length of time between parole and rearrest, parolees not prosecuted for new offenses but having their parole revoked, rearrests in states other than the paroling states, and the nature and location of rearrest charges. Parolees in the 22 states covered in this study account for 50 percent of all state prisoners paroled in the United States in 1978. Class II

Universe: Population of offenders aged 18 to 22, released from prison to parole supervision.

Sampling: Random selection, or stratified sampling, or all persons paroled, depending on the state, selected to ensure maximum coverage.

Note: This data collection is hierarchically structured with two levels. The first level contains Uniform Parole Report data and has a logical record length of 354, 49 variables, and 4,002 records. The second level contains record of arrest and prosecution and has a logical record length of 354, 169 variables, and 22,192 records.

Restrictions: For certain variables, the data have been masked in order to maintain the confidentiality of respondents participating in social science research.

Extent of collection: 1 data file + machine-readable documentation

OSIRIS data format

hierarchical file structure
354-unit-long record

Related Publications:
Illinois Criminal Justice Information Authority

"The pace of recidivism in Illinois." *Research Bulletin* (Number 2, April 1986).

Klein, S., and M. Caggiano

"The prevalence, predictability, and policy implications of recidivism." Santa Monica, CA: RAND Corporation, 1986.

Delaware Statistical Analysis Center

"Recidivism in Delaware — A study of re-arrest after release from incarceration." December, 1984.

Documentation machine-readable only

Bureau of Justice Statistics,
U.S. Dept. of Justice

**Recidivism of felons on probation,
1986-1989: [United States]**

(ICPSR 9574)

Summary: This data collection provides an overview of how probation cases are processed in 32 urban and suburban jurisdictions in the United States and gauges the extent to which variations in probation patterns exist between jurisdictions. Data were collected on offenders who were sentenced in 1986 and who committed one or more of the following types of offenses: homicide, rape, robbery, aggravated assault, burglary, larceny, drug trafficking, and other felony crimes. Probation history questionnaires were completed during the last half of 1989. Information is available on number of conviction charges, race, age, sex, marital status, educational level, and ethnicity of the probationer. In addition, data on drug and alcohol use and treatment, sentencing, restitution, and offenses are provided. Class II

Universe: All probationers in the jurisdictions covered by the **National judicial reporting program, 1986: [United States]** (ICPSR 9073).

Sampling: A representative sample for this data collection was based on the **National judicial reporting program, 1986: [United States]** (ICPSR 9073), which profiled all sentences meted out in each participating jurisdiction for 1986. A stratified random sample of these sentences was taken, based on the most serious conviction offense.

Extent of collection: 1 data file + machine-readable documentation (text) + SAS data definition statements + SPSS data definition statements

Extent of processing: MDATA/ FREQ.ICPSR/
UNDOCCHK.ICPSR

Logical record length data format with SAS and SPSS data definition statements

rectangular file structure
12,369 cases
149 variables
359-unit-long record
1 record per case

Documentation machine-readable only

Bureau of Justice Statistics,
U.S. Dept. of Justice

**Survey of inmates of local jails, 1983:
[United States]**

(ICPSR 8274)

Data for this study were collected by the Bureau of the Census. The 5,785 respondents were selected from a universe of 3,600 institutions housing 190,000 male and 13,000 female inmates. The sample included 400 institutions, 4,300 male and 1,800 female inmates. The survey consists of information regarding socioeconomic characteristics and demographics of respondents, previous military service, prior criminal history, jail activities, drug and alcohol use, health care, and current offenses. There are 1,040 variables in the dataset, which has a logical record length of 1,850 characters. Class II

Documentation machine-readable only

Bureau of Justice Statistics,
U.S. Dept. of Justice

**Survey of inmates of local jails, 1989:
[United States]**

(ICPSR 9419)

Summary: This survey has been conducted every five or six years since 1972. The collection provides nationally representative data on persons held prior to trial and on those convicted offenders serving sentences in local jails or awaiting transfer to state prisons. Data were collected on individual characteristics of jail inmates (sex, race, ethnicity, Hispanic origin, employment), current offenses and sentences, characteristics of victims, criminal histories, jail activities and programs, prior drug and alcohol use and treatment, and health care services provided while in jail. Class II

Universe: Male and female inmates held in institutions listed in the **National jail census, 1988**, conducted by the Bureau of Justice Statistics.

Sampling: The sample design was a stratified two-stage selection. In the first stage, six strata were formed on the basis of the size of the male and female inmate populations in each jail. All of the jails in strata 1 and 2 were in the sample with certainty. In the remaining four strata, a systematic sample of jails was selected. In the second stage of sampling,

separate systematic samples of male and female inmates were chosen from each jail.

Extent of collection: 1 data file + machine-readable documentation + SPSS data definition statements

OSIRIS and card image data format, with SPSS data definition statements for each

rectangular file structure
5,675 cases
919 variables
1,778-unit-long record
24 records per case

Related Publication:
Beck, Allen J.

"Profile of jail inmates, 1989. Bureau of Justice Statistics Special Report." Washington, DC: Bureau of Justice Statistics, April 1991.

Documentation machine-readable only

Bureau of Justice Statistics,
U.S. Dept. of Justice

Surveys of inmates of state correctional facilities

Designed by the Bureau of Justice Statistics and conducted by the Bureau of the Census, these surveys are part of a series of data gathering efforts undertaken to assist policy-makers in assessing and remedying deficiencies in the nation's correctional institutions. The surveys gathered extensive information on demographic, socioeconomic, and criminal history characteristics. Also obtained were details of inmates' military service records such as time of service and branch of service, eligibility for benefits, type of discharge, and contact with veterans' groups. Other variables include age, ethnicity, education, lifetime drug use, drinking pattern prior to arrest, prior incarceration record, and prearrest annual income.

Universe: All adult inmates housed in correctional facilities operated by a state government in the United States.

Survey of inmates of state correctional facilities and census of state adult correctional facilities, 1974

(ICPSR 7811)

Summary: The census gathered a wide range of information on all federal correctional facilities operating in 1974. The focus of the census file is on the facility. Class II

Sampling: The survey sample totaled 10,000 inmates or approximately 1 in every 18 offenders under the jurisdiction of state correctional authorities. The census enumerated all state correctional facilities.

Extent of collection: 2 data files + machine-readable documentation + SPSS data definition statements

OSIRIS and card image data formats, with SPSS data definition statements for each

Part 1

Survey of inmates of state correctional facilities, 1974

rectangular file structure
9,040 cases
432 variables
746-unit-long record
11 records per case

Part 2

Census of state adult correctional facilities, 1974

rectangular file structure
592 cases
388 variables
746-unit-long record
11 records per case

Documentation machine-readable only

Survey of inmates of state correctional facilities, 1979

(ICPSR 7856)

Class I

Sampling: Stratified two-stage selection with probabilities proportional to size measures.

Extent of collection: 1 data file + machine readable documentation + SPSS data definition statements

OSIRIS and card image formats, with SPSS data definition statements for each

rectangular file structure
11,397 cases
993 variables
1,959-unit-long record
31 records per case

Documentation machine-readable only

**Survey of inmates of state
correctional facilities, 1986:
[United States]**

(ICPSR 8711)

Sampling: The sample design employed was a stratified two-stage selection with the probabilities proportional to the size of the correctional facility. The sample was selected independently from two frames, one for males only and a second that allowed an oversample of females. Within each frame, facilities were stratified by type (prison versus community corrections facility) and by census region. In the second stage, interviewers visited each selected facility and drew a sample of inmates using predetermined sampling procedures. There were 275 facilities selected, yielding a sample of about 15,000 inmates. Of these, 14,649 were contacted and 13,711 were interviewed successfully.

Note: The codebook includes a summary of errors and omissions that have been identified as of this release. This list is not definitive and there may be other as yet unidentified inconsistencies in the dataset. Users are requested to notify ICPSR if they encounter serious data errors.

Extent of collection: 1 data file + machine-readable documentation (text) + SAS data definition statements + SPSS data definition statements

Logical record length data format with SAS and SPSS data definition statements

rectangular file structure
14,649 cases
1,136 variables
2,239-unit-long record
1 record per case

Related Publications:

Bureau of Justice Statistics

"Profile of state prison inmates, 1986."
BJS Special Report, NCJ-109926, January 1988.

Bureau of Justice Statistics
"Drug use and crime." BJS Special Report, NCJ-111940, July 1988.

Bureau of Justice Statistics
"Women in prison." BJS Special Report, NCJ-127991, March 1990.

Documentation machine-readable only

**Survey of inmates of state
correctional facilities, 1991:
[United States]**

(ICPSR 6068)

Class II

Sampling: The sample design used was a stratified, two-stage selection. In the first stage, correctional facilities were separated into two sampling frames: prisons with male inmates and prisons with female inmates. Prisons holding both sexes were included on both lists and treated independently in sample selection based on their population of male or female prisoners as relevant. Within each frame, facilities were stratified by census region and facility type (confinement and community-based). The male frame was further stratified by security level (maximum, medium, minimum, and unclassified). A systematic sample of prisons was then selected within strata on each frame with probabilities proportional to the size of each prison. In the second stage, interviewers visited each selected facility and systematically selected a sample of male and female inmates using predetermined procedures, with the selection process allowing for an oversample of females. In 1991, 272 facilities were selected, yielding a sample size of 15,011 inmates. A total of 13,986 inmate interviews were completed.

Extent of collection: 1 data file + machine-readable documentation (text) + SAS data definition statements + SPSS data definition statements

Extent of processing: MDATA/ CONCHK.ICPSR/
FREQ.ICPSR/ RECODE/ UNDOCCHK.ICPSR

Logical record length data format with SAS and SPSS data definition statements

rectangular file structure
13,986 cases
1,338 variables
2,515-unit-long record
1 record per case

Documentation machine-readable only

Bureau of Justice Statistics,
U.S. Dept. of Justice

Survey of Jail Inmates, 1972

(ICPSR 7668)

Summary: Formerly titled **Survey of local jails: Inmate data, 1972**, this survey was conducted for the National Criminal Justice Information and Statistics Service by the Demographic Survey Division, United States Bureau of the Census. The data were obtained in personal interviews from a sample of the inmates of local jails. There is information about 4,238 inmates, including basic demographic data, income and employment data, reasons for incarceration, bail status, dates of admission and sentencing, length and type of sentence, and previous incarceration history. Data and documentation were prepared by the Center for Advanced Computation, University of Illinois, Urbana. Class II

Extent of collection: 1 data file + machine-readable documentation

OSIRIS and card image data formats

rectangular data format
4,238 cases
116 variables
218-unit-long record
3 records per case

Related Publication:
National Criminal Justice Information and Statistics Service
"Survey of local jails" (advance report).
National prisoner statistics special report.

Documentation machine-readable only

Bureau of Justice Statistics,
U.S. Dept. of Justice

Survey of Jail Inmates, 1978

(ICPSR 7751)

In February of 1978, locally operated jails were surveyed on a national scale. Of the more than 158,000 persons who were estimated to be held in these jails at that time, a sample of 5,247 inmates was drawn. Information was gathered regarding type of facility, availability of health care in the facility, personal and educational backgrounds, reasons for incarceration, sentencing, numbers of offenses, and inmate drug use. There are 579 variables for 5,247 cases. The data were collected by the U.S. Bureau of the Census for the Bureau of Justice Statistics (BJS). Class II

Documentation machine-readable only

Bureau of Justice Statistics,
U.S. Dept. of Justice, and Inter-university Consortium for Political and Social Research

Gender of prisoners admitted to state and federal institutions in the United States, 1926-1987

(ICPSR 9517) (Diskette D00019)

Summary: This data collection includes tabulations of annual adult admissions to federal and state correctional institutions by gender for the years 1926 through 1987. The two data files have identical structures: Part 1 includes information on male admissions, and Part 2 includes information on female admissions. The 3,348 cases in each part include one case for each of the 62 years of the collection for each of the following 54 categories: the 50 states, the District of Columbia, federal institutional totals, state cumulative totals, and United States totals (the sum of the federal and state cumulative totals). The figures were drawn from a voluntary reporting program in which each state, the District of Columbia, and the Federal Bureau of Prisons reported summary and detailed statistics, as part of the National Prisoner Statistics reporting series. Each file also includes individual state and United States general population figures. Class II

Universe: (1) All adult felons serving a sentence in a federal or state institution (prior to

1972) and (2) all persons sentenced as adults or youthful offenders and whose maximum sentence length was a year and a day or longer (1972 and after).

Extent of collection: 2 data files + machine-readable documentation + SPSS data definition statements

OSIRIS and card image data formats, with SPSS data definition statements for each

Part 1

Male admissions, 1926–1987

rectangular file structure

3,348 cases

22 variables

119-unit-long record

2 records per case

Part 2

Female admissions, 1926–1987

rectangular file structure

3,348 cases

22 variables

119-unit-long record

2 records per case

Documentation machine-readable only

Bureau of Justice Statistics,
U.S. Dept. of Justice, and Inter-university
Consortium for Political and Social
Research

**Race of prisoners admitted to state
and federal institutions in the United
States, 1926–1986**

(ICPSR 9165) (Diskette D00040)

Summary: This data collection includes tabulations of annual adult admissions to federal and state correctional institutions by race.

Data are provided for the years 1926 to 1986 and include tabulations for prisons in each of the 50 states and the District of Columbia, as well as federal prison totals and United States totals. The figures were derived from a voluntary reporting program in which each state, the District of Columbia, and the Federal Bureau of Prisons reported summary and detailed statistics as a part of the National Prisoner Statistics series. Individual state and United States population figures according to racial categories also are provided. Class II

Note: The 54 cases in this collection represent the 50 United States and the District of

Columbia plus three additional categories, "United States totals," "federal totals," and "state totals." The "United States totals" are the sum of the federal and state categories.

Extent of collection: 1 data file + machine-readable documentation + SPSS data definition statements

OSIRIS and card image data formats, with SPSS data definition statements for each

rectangular file structure

54 cases

350 variables

3,276 unit-long record

47 records per case

Related Publication:

Langan, Patrick

"Historical prisoner statistics on the race of persons admitted to state and federal institutions, 1926–1986." Washington, DC: U.S. Dept. of Justice, Bureau of Justice Statistics, 1991.

Documentation machine-readable only

Abt Associates, Inc.

**Survey of American prisons and jails,
1979**

(ICPSR 7899)

This study was sponsored by the U.S. Dept. of Justice, National Institute of Justice. The grant number is 77-NI-AX-C018.

Summary: The Survey of American Prisons and Jails, 1979 was conducted by Abt Associates of Cambridge, Massachusetts. The data collection consists of two parts, a survey of state and federal adult correctional systems and a survey of community-based pre-release facilities. These surveys attempted to assess more precisely institutional conditions in state and federal prisons and halfway houses. Questionnaires were mailed to 558 federal and state prisons and 405 community-based pre-release facilities. The response rate was 100 percent. The variables include inmate counts by sex and security class; age of facility and rated capacity; spatial density; composition of inmate population according to race, age, and offense type; inmate labor and earnings; and race, age, and sex characteristics of prison staff. The federal state prison survey contains 291 variables for 558 cases. The

community-based pre-release facility survey contains 208 variables for 405 cases. Class II

Documentation machine-readable only

Apao, William K.

Improving prison classification procedures in Vermont: Applying an interaction model, 1983-1985

(ICPSR 8933)

This study was sponsored by the U.S. Dept. of Justice, National Institute of Justice. The grant number is 84-IJ-CX-00227.

Summary: The purpose of this data collection was to develop and test an interactive model for classifying prisoners. The model includes person variables, environmental or situation variables, and prison-environmental interaction variables in order to study the interactions between individuals and their environments and to predict offender behaviors such as escape, misconduct, and violence. The model was designed to enhance the predictive validity of the National Institute of Corrections' classification system that was being used in Vermont prisons. Included are scores from the National Institute of Corrections' custody classification and reclassification instruments, scores from a needs assessment, sentencing information, and characteristics of the prison in which the inmate was housed. Class IV

Universe: Inmates of state correctional facilities in Vermont.

Sampling: The sample consists of 92 inmates incarcerated in Vermont state correctional facilities who had at least 30 days to serve in the sentences. Median age of the sample was 25 years with a range of 15 to 69 years. Males constituted 97.5 percent of the sample and had a median-minimum sentence of one year and a median-maximum of three years.

Extent of collection: 1 data file

Logical record length data format

rectangular file structure
982 cases
617 variables
1,923-unit-long record
1 record per case

Austin, James

Prison crowding and forced releases in Illinois, 1979-1982

(ICPSR 8921)

This study was sponsored by the U.S. Dept. of Justice, National Institute of Justice. The grant number is 83-IJ-CX-K026.

Summary: These data were collected in the Illinois prison system where, in response to a prison overcrowding crisis, approximately two-thirds of the inmates released by the Illinois Dept. of Corrections (IDOC) were discharged prior to serving their expected sentences. This study was designed to evaluate the effects of an early release program on prisoners, prison populations, offense rates, local criminal justice systems, and the general public. The files contain extensive Federal Bureau of Investigation arrest history information and other personal and social indicators describing inmates released from the state prison system. Data are available for three comparison groups: (1) a sample of prisoners who served their regular sentences prior to the "forced release" program, (2) a group that served regular sentences after implementation of the program, and (3) a group of inmates who were released early under the program (i.e., before serving their full sentences). The "inmate jacket file," which is the comprehensive institutional file maintained for all inmates, contains variables for each inmate on social and personal characteristics, criminal conduct, prior release and return records, method of release, condition of supervision, and parole violation records. The arrest file includes variables which describe the type and number of charges at arrest, case disposition of each charge, probation length, incarceration length, admission and release dates, and release type. Class IV

Universe: Inmates released from Illinois prisons between July 1979 and December 1982.

Sampling: A total of 1,600 inmates were randomly selected from the IDOC automatic information system's records of inmates released between July 1979 and December 1982. Of these, inmate jackets were located for 1,557 cases and arrest history information was available for 1,430 of the cases. Of the 1,557 inmates included in the study, 355 were released prior to June 1, 1980. The remaining 1,202 inmates were released during the operation of the program. Not all of these were early releases. Some inmates served their normal expected sentences.

Note: Names of inmates were blanked for reasons of confidentiality. The unit of observation for Part 1, the Inmate Jacket File, is the individual inmate, while the unit of observation for the Arrest Rap Sheet file is the arrest.

Extent of collection: 2 data files

Logical record length data format

Part 1

Inmate jacket

rectangular file structure

1,557 cases

94 variables

310-unit-long record

1 record per case

Part 2

Arrest rap sheet

rectangular file structure

17,361 cases

22 variables

70-unit-long record

1 record per case

Related Publication:

Austin, James, Barry Krisberg, and Paul Kitsky

"Using early release to relieve prison crowding: A dilemma in public policy." *Crime and Delinquency* 32 (1984), 405-502.

Austin, James

Reducing prison violence by more effective inmate management: An experiment field test of the prisoner management classification (PMC) system in Washington State, 1987-1988

(ICPSR 9665)

This study was sponsored by the U.S. Dept. of Justice, National Institute of Justice. The grant number is 87-IJ-CX-0004.

Summary: The purpose of this collection was to measure the extent to which the Prisoner Management Classification (PMC) system in Washington state improved overall operations of prison facilities and reduced safety risks to inmates and staff. Four primary issues were addressed: (1) To what extent the PMC reduces rates of assaults on staff and inmates, (2) To what extent the PMC reduces rates of other serious misconduct, (3) To what extent

the PMC increases rates of inmate participation in work or vocational programs, and (4) To what extent the PMC enhances staff job satisfaction, morale, and staff performance. Information is included on outcome variables against which comparisons between the experimental and control groups can be made. For each correctional facility, figures were collected for the number of staff-inmate assaults, number of inmate-inmate assaults, number of suicides and suicide attempts, number of escapes and escape attempts, number of "serious" disciplinary incidents, number of total staff, number of inmates, number of security staff vacancies, rated capacity of the facility, number of staff transfers and reasons, and number of inmates involved in educational, vocational, and work programs. Demographic variables include date of birth, sex, and race. Additional information concerns the family structure of the inmates and conditions surrounding the inmates' lives prior to entering prison. Class IV

Universe: All persons admitted to the Washington Department of Corrections in 1987 and 1988.

Sampling: A random sample of inmates admitted to the Washington Department of Corrections and classified as medium-security risks.

Extent of collection: 7 data files

Extent of processing: CONCHK.PR/
UNDOCCHK.PR

Card image data format, and logical record length data format (Part 6)

Part 1

Inmate characteristic data

rectangular file structure

500 cases

14 variables

80-unit-long record

1 record per case

Part 2

Work assignment data

rectangular file structure

840 cases

5 variables

80-unit-long record

1 record per case

Part 3

Disciplinary records data

rectangular file structure

759 cases

6 variables

80-unit-long record

1 record per case

Part 4

Assignment records data

rectangular file structure

724 cases

5 variables

80-unit-long record

1 record per case

Part 5

Housing assignment data

rectangular file structure

1,384 cases

5 variables

80-unit-long record

1 record per case

Part 6

Long interview data

rectangular file structure

310 cases

90 variables

106-unit-long record

1 record per case

Part 7

Short interview form

rectangular file structure

317 cases

48 variables

80-unit-long record

1 record per case

Austin, James, Michael Jones, and
Melissa Bolyard

**Evaluation of the Los Angeles County
Regimented Inmate Diversion (RID)
program, 1990-1991**

(ICPSR 6236) (Diskette D00159)

Summary: This data collection documents an evaluation of the Los Angeles County Sheriff's Regimented Inmate Diversion (RID) program conducted with male inmates who were participants in the program during September 1990-August 1991. The evaluation was designed to determine whether county-operated boot camp programs for male inmates were feasible and cost-effective. An evaluation design entailing both process and impact com-

ponents was undertaken to fully assess the overall effects of the RID program on offenders and on the county jail system. The process component documented how the RID program actually operated in terms of its selection criteria, delivery of programs, length of participation, and program completion rates. Variables include demographic/criminal data (e.g., race, date of birth, marital status, employment status, income, arrest charge, bail and amount, sentence days, certificates acquired), historical state and county arrest data (e.g., date of crime, charge, disposition, probation time, jail time, type of crime), boot camp data (e.g., entry into and exit from boot camp, reason for exit, probation dates, living conditions, restitution order), drug history data (e.g., drug used, frequency, method), data on drug tests, and serious incidence data. The impact data were collected on measures of recidivism, program costs, institutional behavior, and RID's effect on jail crowding.

Universe: Male inmates of the Los Angeles County Sheriff's Regimented Inmate Diversion Program.

Sampling: Inmates admitted between September 1990 and June 1991 to the boot camp portion of the RID program comprised the experimental group of 544. A comparison control group consisted of 216 offenders who volunteered for RID and were screened and accepted into the program, but were not admitted into the program.

Note: In this hierarchical dataset, there are eight separate record types. The "I" level contains demographic/criminal data; the "BB" and "B" levels include state and county arrest data, respectively; the "K" level contains flag data for internal use; the "C" level contains the boot camp data; the "D" level is the drug history; the "W" level reflects the drug tests; and the "J" level is the serious incidence data. There are 28 variables and 760 cases for the "I" level, 10 variables and 4,353 cases for the "BB" level, 10 variables and 1,370 cases for the "B" level, 3 variables and 346 cases for the "K" level, 41 variables and 547 cases for the "C" level, 6 variables and 604 cases for the "D" level, 5 variables and 511 cases for the "W" level, and 4 variables and 157 cases for the "J" level.

Extent of collection: 1 data file + machine-readable documentation (text) + SAS data definition statements + SPSS data definition statements

Extent of processing: CONCHK.PR/ MDATA/
UNDOCHK.ICPSR/ RECODE

Logical record length data format with SAS
and SPSS data definition statements

hierarchical file structure
75-unit-long record

Related Publications:

Austin, James, Michael Jones, and Melissa
Bolyard

"Assessing the impact of a county-operated
boot camp: Evaluation of the Los Angeles
County Regimented Inmate Diversion
program" (Final Report). Washington,
DC: National Institute of Justice, 1993.

Documentation machine-readable only

Austin, James, and Barry Krisberg

**Differential use of jail confinement in
San Francisco, Los Angeles, and Yolo
counties, 1981**

(ICPSR 8920)

This study was sponsored by the U.S. Dept. of
Justice, National Institute of Justice. The grant
number is 81-IJ-CX-0068.

Summary: This study provides detailed infor-
mation on inmate characteristics, length of
time in jail, methods of release, conditions of
release, disciplinary violations, and types of
program participation while in jail. The file con-
tains variables for each inmate, including infor-
mation about inmates' demographic charac-
teristics, current offenses, prior records,
confinement conditions, disciplinary problems,
and nature and time of disposition. Class IV

Universe: Sentenced and unsentenced in-
mates of jails in three California counties:
San Francisco, Los Angeles, and Yolo, a rep-
resentative county.

Sampling: Sampling procedures vary by
group and location: (1) Unsentenced in-
mates—A systematic sample drawn at the
point of booking at jail. Sampling fractions
vary by jurisdiction. (2) Unsentenced inmates
held more than 72 hours—Systematic sam-
ples with sampling fractions that vary by juris-
diction were drawn at the point of booking.
Those who had not been taken in the first
sample and who met the 72-hour criterion
were taken. (3) Sentenced sample—Inmates
in the sentenced group were sampled at the

time of release from jail. Sampling fractions
vary by jurisdictions. A total of 700 inmates
was selected at each site over a 12-month
period. Each sampled group contained be-
tween 200 and 300 inmates.

Note: A table in the codebook provides gen-
eral information for each site: population char-
acteristics, jail characteristics, crime and ar-
rest rates, type of residency, average daily jail
population, annual jail admissions, proportion
pretrial, Federal Bureau of Investigation in-
dexed crime rates, and felony arrest rates.

Extent of collection: 1 data file

Card image data format

rectangular file structure
2,103 cases
95 variables
80-unit-long record
3 records per case

Related Publications:

Austin, James, and Barry Krisberg

"Differential use of jail confinement in Cali-
fornia: Executive summary." San Fran-
cisco, CA: National Council on Crime and
Delinquency, 1984.

Austin, James, and Barry Krisberg

"Differential use of jail confinement in Cali-
fornia: Final report." San Francisco, CA:
National Council on Crime and Delin-
quency, 1984.

Austin, James, and Barry Krisberg

**Supervised pretrial release programs,
1979-1982: Miami, Milwaukee, and
Portland**

(ICPSR 8919)

This study was sponsored by the U.S. Dept. of
Justice, National Institute of Justice. The grant
number is 80-IJ-CX-K014.

Summary: This data collection effort was de-
signed to assess the effects of different types
of supervised pretrial release (SPR). Four ma-
jor types of effects were examined: (1) defen-
dants' behaviors while awaiting trial (failure to
appear and arrests for new offenses), (2) the
costs of SPR to victims and the criminal jus-
tice system, (3) pretrial release practices, and
(4) jail populations. This study provides de-
tailed information for a selected group of de-
fendants awaiting trial on criminal histories
and arrests while awaiting trial. Data are also

available on services provided between arrest and disposition. The study produced four different databases. The first, Supervised Release Information System (SRIS), contains intake information on current arrest, criminal record, socioeconomic status, ties with the community, contact with mental health and substance abuse facilities, and pretrial release decisions. The release section of this data base contains information on program, personal characteristics at termination, criminal charges at disposition, and new charges resulting from arrests while under pretrial status. The Arrest Data Base includes variables on type and number of crimes committed by SPR defendants, property costs to victims, personal injury costs, and court disposition for each offense. The Retrospective Data Base supplies variables on charges filed and method of release, personal characteristics, length of pretrial incarceration, bail, whether the defendant was rebooked during the pretrial period, charge at disposition, sentence, total court appearances, and total failures to appear in court (FTAs). The Jail Population Data Base contains monthly counts of jail population and average daily population. Class IV

Universe: Felony defendants eligible for pretrial release or supervised release in Dade County (Miami) Florida, Milwaukee County (Milwaukee) Wisconsin, and Multnomah County (Portland) Oregon.

Sampling: (1) Supervised Release Information System (SRIS): 3,232 felony defendants were selected from the three sites between 1980 and 1982, including those defendants who were unable to gain pretrial release due to seriousness of their prior records, but were judged by the court to be suitable for release with supervision. Of these, 1,692 cases entered the experimental program. (2) Arrest Data Base: A sample of 245 arrests involving 205 SPR defendants during the experimental period was drawn. (3) Retrospective Data Base: A random sample of approximately 400 felony defendants drawn from booking logs in each site for 1980 and again for 1981 was selected. The 1980 sample was drawn from a list of 1,258 defendants in the 12-month period prior to the project start-up. The 1981 sample was selected from 1,040 defendants in the 12-month period the SPR program was in operation. This sample provides baseline data that can be compared with the SRIS data base. (4) Jail Population Data Base: This sample consists of monthly observation for periods of time that vary by site. For Miami the dates were January 1979 to October 1981, for Mil-

waukee, December 1979 to August 1981, and for Portland, January 1980 to November 1981.

Note: The unit of observation for the Supervised Release Information (SRIS) and the Retrospective Data Base is the defendant. The unit of observation for the Arrest Data Base is the arrest, and the unit of observation for the Jail Population Data Base is the month. Not all of the files provided by the principal investigators are completely documented. Also, the number of records for some files is greater than the number expected for unknown reasons. For three of the files, a separate file is provided with duplicate records only.

Extent of collection: 11 data files

Card image data format

Parts 1 and 2
Master intake and duplicated intake
rectangular file structure
3,232 and 8 cases
59 variables
80-unit-long record
6 records per case

Parts 3 and 4
Master release and duplicated release
rectangular file structure
1,699 and 2 cases
85 variables
80-unit-long record
9 records per case

Part 5
Merged intake and release
rectangular file structure
1,672 cases
141 variables
80-unit-long record
15 records per case

Part 6
Arrest data
rectangular file structure
245 cases
115 variables
80-unit-long record
11 records per case

Parts 7 and 8
Retrospective data and duplicated retrospective data
rectangular file structure
2,415 and 28 cases
52 variables
80-unit-long record
5 records per case

Part 9

Miami jail data
rectangular file structure
34 cases
9 variables
80-unit-long record
1 record per case

Part 10

Milwaukee jail data
rectangular file structure
20 cases
4 variables
80-unit-long record
1 record per case

Part 11

Portland jail data
rectangular file structure
23 cases
2 variables
80-unit-long record
1 record per case

Related Publications:

Austin, James, Barry Krisberg, and Paul Litsky
"Evaluation of the field test of supervised pretrial release: Final report." San Francisco, CA: National Council on Crime and Delinquency, 1984.

Austin, James, Barry Krisberg, and Paul Litsky
"Supervised pretrial release test design evaluation: Executive summary." San Francisco, CA: National Council on Crime and Delinquency, 1984.

Austin, James, and Paul Litsky
"Evaluation of pretrial supervised release program: Final evaluation design report." San Francisco, CA: National Council on Crime and Delinquency, 1984.

Baumø, Terry L., and Robert I. Mendelsohn

Electronic monitoring of nonviolent convicted felons: An experiment in home detention in Marion County, Indiana, 1986-1988

(ICPSR 9587)

This study was sponsored by the U.S. Dept. of Justice, National Institute of Justice. The grant number is 86-U-CX-0041.

Summary: The purpose of this collection was to provide information about home detention monitoring systems and to evaluate their effectiveness. The principal investigators sought to determine (1) whether electronic

monitoring systems relieved some of the burdens associated with manual monitoring of home detention, such as making telephone calls and field visits; (2) how home detention affected the lifestyles of offenders; (3) whether the methods of monitoring influenced offender behavior during the program; (4) how electronic monitoring differed from manual monitoring in terms of supervision of the offenders; (5) how offenders reacted to electronic monitoring; (6) how offenders' families reacted to electronic monitoring; and (7) whether the method of monitoring influenced the probability of an arrest or subsequent contact with the criminal justice system after release from the program. Part 1 contains demographic information, such as age, race, marital status, number of children, living arrangements, employment, and education for each offender. Also included is information on the offense leading to the current case, including numbers and types of charges and convictions for both felonies and misdemeanors, recommendations and judicial disposition for the current case, and information on the criminal history of the offender. Part 2 contains data from the intake interview with the offender, such as information on the offender's family, living arrangements, education, employment, past alcohol and drug use, and expectations for the home detention program and monitoring procedures. Part 3 contains information collected in the exit interview and is similar in content to Part 2. Part 4 contains information on the program delivery (type of release from the program, violations of the program, results of tests for alcohol and drug use, errand time, payment, contacts with offenders, and the characteristics and results of the contacts with electronically monitored offenders). Part 5 is a check of criminal histories of offenders for at least one year after their release from the program. Class IV

Universe: Offenders on probation in Marion County, Indiana.

Sampling: This study employed a randomized field experiment design in which 154 offenders participated in a program of home detention as a condition of their probation. Offenders eligible for the experiment were those who had been charged with nonviolent suspendable felonies or misdemeanors, had a median length of sentence of 180 days, were clients of the Marion County Community Corrections Agency, had suspended sentences assigned to home detention as a condition of probation, and had a telephone. The 154 offenders were randomly assigned to one of two methods of monitoring: half were monitored manually through a system of telephone

calls and field contacts, and half were monitored electronically with a "programmed" system of contacts.

Extent of collection: 5 data files + machine-readable documentation

Card image data format

Part 1

Basic offender and offense data

rectangular file structure

154 cases

145 variables

80-unit-long record

3 records per case

Part 2

Offender intake interview

rectangular file structure

154 cases

78 variables

80-unit-long record

2 records per case

Part 3

Offender exit interview

rectangular file structure

154 cases

59 variables

80-unit-long record

2 records per case

Part 4

Program delivery information

rectangular file structure

154 cases

57 variables

80-unit-long record

2 records per case

Part 5

Criminal histories

rectangular file structure

154 cases

154 variables

80-unit-long record

7 records per case

Related Publications:

Baumer, Terry L., and Robert I. Mendelsohn
"Correctional goals and home detention: A preliminary empirical assessment." Paper presented at the annual meeting of the American Society of Criminology, 1988.

Baumer, Terry L., and M. Maxfield

"Home detention with electronic monitoring: Comparing pretrial and postconviction programs." *Crime and Delinquency* 36 (1990), 521-536.

Documentation machine-readable only

Bell, Raymond, et al.

Learning deficiencies among adult inmates, 1982: Louisiana, Pennsylvania, and Washington

(ICPSR 8359)

This study was sponsored by the U.S. Dept. of Justice, National Institute of Justice. The grant number is 81-IJ-CX-0014.

Summary: The National Institute of Justice sponsored this study of 1,065 prison inmates in Louisiana, Pennsylvania, and Washington. Respondents were administered an academic achievement test and an individual intelligence test. Two screening tests were also given to certain respondents. Testing was completed between January 1982 and January 1983. Specifically, the following seven groups of variables were examined:

- (1) Demographic variables: age, sex, race, employment history, physical condition;
- (2) Criminal justice variables: offenses committed, prior institutionalization, juvenile adjudication;
- (3) Educational background variables: years of formal education, academic and vocational participation while incarcerated, previous diagnoses, and prior test results;
- (4) Family background variables: childhood home situation, death of parents, number of siblings, childhood problems;
- (5) Academic achievement variables: as measured by the Tests of Basic Education;
- (6) Ability variables: as measured by the Wechsler Adult Intelligence Scale-Revised;
- (7) Disability variables: as measured by the Mann-Suiter Disabilities Screening Test. The data are contained in one file that has a logical record length of 100 characters. Class IV

Bradshaw, Richard Alfred

Cross-validation of the Iowa offender risk assessment model in Michigan, 1980-1982

(ICPSR 9236)

This study was sponsored by the U.S. Dept. of Justice, National Institute of Justice. The grant number is 85-IJ-CX-0035.

Summary: These data were collected in an attempt to cross-validate the 1984 and 1985 versions of the Iowa model for assessing risk of offending while on parole by applying the model to a Michigan sample of male parolees over a follow-up period of two and one-half

years. Different measures of predictors such as prior criminal history, current offense, substance abuse history, age, and recidivism on parole are available. The first file contains information on parolees such as demographic characteristics, drug use history, prior criminal history, risk scores, and parole history. The second file includes parolees' detailed criminal histories including the total number of violent and nonviolent felony arrests and dates, and charges and dispositions of each arrest with a maximum of eight arrests. Class IV

Universe: Male parolees in the state of Michigan in 1980.

Sampling: A random sample of 676 male parolees was selected from the population of 4,084 inmates released on parole by the Michigan Parole Dept. during calendar year 1980.

Extent of collection: 2 data files

Card image data format

**Part 1
Parolees file**
rectangular file structure
676 cases
38 variables
80-unit-long record
1 record per case

**Part 2
Crimes file**
rectangular file structure
617 cases
112 variables
80-unit-long record
6 records per case

Related Publication:
Bradshaw, R.A.

"Multivariate actuarial prediction of felonious recidivism of male parolees: Comparative cross-validation of two risk assessment models on a Michigan sample" (unpublished dissertation). Michigan State University, 1986.

Bureau of Prisons,
U.S. Dept. of Justice

Survey of Inmates of federal correctional facilities, 1991

(ICPSR 6037)

Summary: This survey provides nationally representative data on persons held in federal prisons. The survey was designed to supply information on individual characteristics of prison inmates, such as their current offenses and sentences, criminal histories, prior drug and alcohol use and treatment, gun possession and use, gang membership, and family background. Data on characteristics of victims and on prison activities, programs, and services are provided as well. Class IV

Universe: All adult inmates in the United States housed in correctional facilities segregated by sex and operated by the federal government.

Sampling: The sample was selected from a universe of 81 facilities for males with a total of 48,166 male inmates and 14 facilities for females with a total of 4,015 female inmates. The design consisted of two stages of sampling: (1) stratifying facilities and selecting one facility per stratum with probability proportional to size, and (2) systematically selecting the inmates within a chosen facility for inclusion in the sample.

Note: Part 1, Successful Interview Data, contains two variables, SC3870 and SC3885, that were improperly formatted. These variables are repeated at the end of the dataset with proper formats as variables SC3870R and SC3885R.

Restrictions: To preserve respondent confidentiality, certain identifying variables are restricted from general dissemination. Aggregations of this information for statistical purposes that preserve the anonymity of individual respondents can be obtained from ICPSR in accordance with existing servicing policies.

Extent of collection: 2 data files + machine-readable documentation (text) + SAS data definition statements + SPSS data definition statements

Extent of processing: MDATA.PR/ DDEF.ICPSR

Logical record length data format with SAS and SPSS data definition statements

Part 1

Successful interview data

rectangular file structure
6,572 cases
1,354 variables
2,730-unit-long record
1 record per case

Part 3

Unsuccessful interview data

rectangular file structure
475 cases
36 variables
160-unit-long record
1 record per case

Documentation: partially machine-readable

Byrne, James M., and Linda M. Kelly

Evaluation of the Implementation and Impact of the Massachusetts Intensive Probation Supervision Project, 1984-1985

(ICPSR 9970)

Summary: The purpose of this study was to evaluate the effectiveness of an Intensive Probation Supervision (IPS) program on high-risk offenders. The IPS program was characterized by four changes in usual procedures: (1) increased supervision, (2) risk/needs assessment for substance abuse, employment, and marital/family relationships, (3) stricter enforcement of probation, and (4) a four-stage revocation procedure for technical violations. The investigators also studied whether the additional caseload of the probation officers who implemented the IPS program reduced the number of supervision contacts with non-IPS probationers under normal minimum, moderate, and maximum supervision regimens. Offenders put on IPS probation in 1985 from 13 experimental courts were compared to high-risk offenders put on regular probation in the experimental courts in 1984, and to high-risk offenders on regular probation from 13 control courts for both 1984 and 1985. Data were derived from risk assessment forms, needs/strengths assessment forms, probation supervision records, and criminal history data obtained from the state's probation central field. For each offender, a full range of data were collected on (1) offender risk characteristics at initial, four-month, ten-month, and termination assessments, (2) offender needs characteristics at the same intervals, (3) probation officer/offender contact chronologies for the

entire one-year follow-up period, and (4) offender prior criminal history and recidivism during a one-year follow-up period. Class IV

Universe: All offenders placed on probation in Massachusetts in 1984 and 1985.

Sampling: Fifteen courts were originally selected for the experimental program, but two were subsequently dropped from the study. The 13 remaining pilot sites provided a cross-section of the state's probation system, including courts covering urban, suburban, rural, and mixed (urban/suburban/rural) areas of the state. IPS eligibility was determined by a score of less than 10 on the state's risk/needs assessment form. The experimental group comprised all offenders who met this criterion and were included in the IPS program between April 1 and December 31, 1985 (N = 277). All IPS-eligible offenders who were placed on regular probation between April 1 and December 31, 1984, were used for pre/post comparisons within the experimental courts (N = 242). The total population of IPS-eligible offenders in the 13 control courts for the periods of April 1 to December 31, 1984, and April 1 to December 31, 1985, were included in the control group (N = 365). Finally, a random sample of all other offenders in experimental and control courts who were placed on probation during the same time periods of 1984 and 1985 was drawn (N = 2,534).

Note: The two data files are identically structured and contain the same set of variables.

Extent of collection: 2 data files + machine-readable documentation (text)

Extent of processing: MDATA/ UNDOCCHK.PR

Card image data format

Part 1

Pre-test group

rectangular file structure
1,581 cases
637 variables
80-unit-long record
19 records per case

Part 2

Post-test group

rectangular file structure
1,787 cases
637 variables
80-unit-long record
19 records per case

Related Publication:

Byrne, J.M., and L.M. Kelly

"Restructuring probation as an intermediate sanction: An evaluation of the implementation and impact of the Massachusetts intensive probation supervision program" (Final Report). Washington, DC: National Institute of Justice, 1989.

Documentation machine-readable only

Downs, George W., and David M. Rocke

Validating prison security classification instruments in Hawaii, 1984-1985

(ICPSR 9921) (Diskette D00088)

Summary: The purpose of this study was to develop and validate a reliable and accurate method for measuring the effectiveness of offender classification systems to improve the management of correctional facilities. In the early 1980s, the state of Hawaii began classifying its prisoners with a newly developed Federal Bureau of Prisons classification instrument. This study was designed to develop a method to evaluate this form. Two prediction models were used. The first, initial classification, used the sum of four variables to arrive at a security score, which was taken to be predictive of violence. The second, reclassification, used the sum of seven different variables to obtain a custody total, which was then used as a major determinant of reclassification. Two groups of inmates were used: inmates who had committed infractions and inmates with no reported infractions. Research variables include (a) initial classification: offense (severity), expected length of incarceration (sentence), type of prior commitments, and history of violence, and (b) reclassification: percentage of time served, involvement with drugs/alcohol, mental/psychological stability, most serious disciplinary report, frequency of disciplinary reports, responsibility that the inmate demonstrated, and family/community ties. In addition, the collection supplies information on race and sex of inmates; sentence limitation; history of escapes or attempts; previous infractions; entry, reclassification, and termination dates (month and year); and custody level. There are demographic variables for sex and race. The unit of observation is the inmate. Class IV

Universe: All prison inmates in the Hawaii State Prison (now the Oahu Community Correctional Center).

Sampling: Two samples of prison inmates were used, one group of 57 inmates who had committed infractions and another group of 106 inmates who had no reported infractions.

Note: For further information users should refer to the final report, which is available from the National Criminal Justice Reference Service, the clearinghouse for the National Institute of Justice.

Extent of collection: 1 data file + machine-readable codebook (text) + SAS data definition statements + SPSS data definition statements

Logical record length data format with SAS and SPSS data definition statements

rectangular file structure

300 cases

35 variables

85-unit-long record

1 record per case

Documentation machine-readable only

Espy, M. Watt, and John Ortiz Smykla

Executions In the United States, 1608-1991: The Espy file

(ICPSR 8451) (Diskette D00173)

Summary: This study furnishes data on executions performed under civil authority in the United States between 1608 and April 1, 1991. The dataset describes each individual executed and the circumstances surrounding the crime for which the person was convicted. Variables include age, race, name, sex, and occupation of the offender; place, jurisdiction, date, and method of execution; and the crime for which the offender was executed. Also recorded are data on whether the evidence for the execution was solely from official records which showed that an individual (slave owner or executioner) was compensated for the execution. Class I

Universe: Executions that occurred under civil authority in the United States or within territory which later became the United States.

Note: This dataset represents the most complete list of executions in the United States compiled to date. The dataset contains one alphabetic variable, "Name of Offender."

Extent of collection: 1 data file + machine-readable documentation (text) + SPSS data definition statements + OSIRIS dictionary

Extent of processing: CONCHK.ICPSR/
CONCHK.PR/MDATA/FREQ.ICPSR/
UNDOCCHK.ICPSR

OSIRIS and card image data formats, with
SPSS data definition statements for each

rectangular file structure
14,634 cases
21 variables
80-unit-long record
1 record per case

Documentation machine-readable only

Glaser, Daniel, and Margaret A. Gordon

**Use and effectiveness of fines, jail,
and probation in municipal courts in
Los Angeles County, 1981-1984**

(ICPSR 9742)

This study was sponsored by the U.S. Dept. of
Justice, National Institute of Justice. The grant
number is 86-IJ-CX-0028.

Summary: The purpose of this data collection
was to identify those attributes of offenders that
are most often associated with receiving partic-
ular types of financial penalties along with
probation, such as fines, restitution, and cost of
probation. A further purpose was to estimate
the relative effectiveness of these penalties in
preventing recidivism. Variables include de-
scriptions of the type of offense and penalties
received, the location of the court where sen-
tencing took place, and information about the
individual's race, age, gender, level of educa-
tion, employment, living arrangements, and fi-
nancial status. Prior arrests and convictions are
included, as are arrests, convictions, and pen-
alties subsequent to the original case under study.
Also provided are six sets of variables that de-
scribe all offenders within each conviction cate-
gory. These six groups provide additional infor-
mation about the offender's background and
behavior. The conviction categories include as-
sault, burglary, drug crimes, driving under the
influence, theft, and indecent exposure. Class IV

Extent of collection: 1 data file + machine-
readable documentation (text)

Extent of processing: UNDOCCHK.PR

Logical record length data format

rectangular file structure
1,121 cases
331 variables
414-unit-long record
1 record per case

Related Publications:

Glaser, Daniel, and Margaret A. Gordon

"Profitable penalties for lower level
courts." *Judicature* 73 (1990), 248-252.

Glaser, Daniel, and Margaret A. Gordon

"Exposing indecent exposure crimes: Of-
fenses and their adjudication." *Sociology
and Social Research* 74 (1990), 150-157.

Gordon, Margaret A., and Daniel Glaser

"Use and effects of financial penalties in mu-
nicipal courts." *Criminology* 29, (1991), 651-6.

Documentation machine-readable only

Goodstein, Lynne, John H. Kramer,
John R. Hepburn, and Doris L. MacKenzie

**Effects of determinant sentencing on
institutional climate and prison
administration: Connecticut,
Minnesota, Illinois, 1981-1983**

(ICPSR 8278)

This study was sponsored by the U.S. Dept. of
Justice, National Institute of Justice. The grant
number is 80-NI-AX-0006.

Summary: The effects of determinant sen-
tencing on prison climate and administration
are examined in this data collection. Three
data collection periods are included in the
dataset, and there are nine files. The first
three files contain data taken from a total ran-
dom sample of offenders housed at five pris-
ons. File 1 was taken from the first data col-
lection period, File 2 from the second, and
File 3 from the third data collection period.
The fourth file is an additional sample from
the state of Connecticut of those inmates serving
determinate sentences, collected during the
third period of data collection. The fifth file is
indeterminate sample data from data collec-
tion periods one and two while the sixth file is
indeterminate panel sample data taken from
collection period three. The seventh and eighth
files are determinate panel sample data from
collection periods one and two, respectively.
The ninth and final file is determinate panel
sample data from collection period three.
There were six questionnaires used in collect-
ing these data. The following issues are cov-
ered in the questionnaires: inmates' feelings

about their arrest, court case, and conviction, feelings about the law, physical problems developed during prison term, how time is spent in prison, family contacts outside prison, relationships with other prisoners and staff (guards), involvement in prison programs, and criminal history. Each file has 550 records. The logical record length of each file is 80. Class IV

Gottfredson, Stephen D., and Don M. Gottfredson

Criminal violence and incapacitation in California, 1962-1988

(ICPSR 9922) (Diskette D00174)

Summary: These data were gathered to investigate the usefulness of statistical methods, particularly multiple-regression analysis, in predicting repeat criminal activity subsequent to an individual's release from prison. The data collection consists of follow-up information, collected in 1988, on a sample of males released from California prisons. The follow-up study identified criminal activity subsequent to individuals' release from prison through 1988. Predictor variables include age, prior periods of arrest, drug use history, seriousness of original offense, and number of arrests for nuisance, person, property, and fraud offenses. Class III

Universe: Adult men released from California prisons between 1962 and 1988.

Sampling: The original sample was chosen to be representative of men in California prisons in the early 1960s. The follow-up sample is the original sample less those cases lost due to attrition.

Extent of collection: 1 data file + machine-readable documentation (text) + SAS data definition statements + SPSS data definition statements

Extent of processing: MDATA/ UNDOCCHK.ICPSR

Logical record length data format with SAS and SPSS data definition statements, and SPSS export file

rectangular file structure
4,897 cases
68 variables
340-unit-long record
1 record per case

Documentation machine-readable only

Harper, Dean

Crime and mental disorder, 1972

(ICPSR 9088)

This study was sponsored by the U.S. Dept. of Justice, National Institute of Justice. The grant number is OJP-85-M-431.

Summary: The purpose of this data collection was to explore the relationship between crime and mental disorder among jail inmates. Three sample groups were studied: jail inmates who had psychiatric contacts, jail inmates who did not have psychiatric contacts, and a control group of psychiatric patients who were not in jail. Psychiatric diagnosis history for inmates and patients with psychiatric contacts spanning 18 years (1960-1977) is available along with each subject's crime record and sentencing history. Variables include demographic characteristics, type of offenses sentenced, and number of arrests. Also included are psychiatric contact information including date of contact, diagnosis, type of service given, date of treatment termination, and reason for termination. Class IV

Universe: Prisoners who served time in a county jail in the United States in 1972.

Sampling: The sample is composed of 617 prisoners who served time in a county jail during 1972. Among these individuals, 386 had psychiatric contacts either before or after their imprisonment (i.e., between 1960 and 1977) and 231 did not. A control group of 386 psychiatric patients who had not served jail time during 1972 was also selected from the lists of the Psychiatric Case Register. These patients were matched to jail inmates with the psychiatric contacts on the following characteristics: year of first psychiatric contact, census tract of first contact, birth year, gender, and race.

Note: The file has a variable number of records per case because it is hierarchically structured at two levels: (1) the individual level and (2) the psychiatric contact level. For each individual there are at least two 80-column records of data. For each prisoner with psychiatric contacts and for each control group patient, there are one or more additional 80-column records, each representing a separate entry in the Psychiatric Case Register. At the least, a case would have 58 variables describing it, at most, 1,103. For reasons of confidentiality, all references that would identify the geographic location of this study have been blanked in the documentation and blanked or recoded in the data.

Extent of collection: 1 data file

Card image data format

hierarchical file structure
80-unit-long record

Related Publication:

Harper, D.

"Crime and mental disorder" (Final Report). National Institute of Justice, 1986.

Hartigan, Richard

Cost effectiveness of misdemeanor probation in Hamilton County, Ohio, 1981-1982

(ICPSR 8259)

This study was sponsored by the U.S. Dept. of Justice, National Institute of Justice. The grant number is 80-IJ-CX-0083.

Summary: This research was designed to determine whether or not the supervision of misdemeanor probationers was cost-effective for increasing the level of successful probation completions in Hamilton County, Ohio. The primary objective was to examine the relationships among these factors: supervision costs, the collection of court costs, fines, and restitution, types of supervision, risk assessment, and probationer conduct for the population of probationers. Probationers were initially classified according to risk assessment and then randomly assigned to a supervision category. Probationer's risk potential was a numerical score derived from demographic background variables, prior record, and history of substance use. The DSCP (Degree of Successful Completion of Probation) was developed specifically to measure probationer conduct and to compare trends and relationships. Data were collected on 2,756 misdemeanor probation experiences between January 1, 1981, and December 31, 1982. The variables examined in the study include: risk assessment at intake, supervision level assigned, number of times the probationer was assigned to probation, start and planned termination dates, date of last status change, status at termination, degree of successful completion of probation achieved, costs incurred in administering probation, and amounts collected from each probationer for court costs, restitution, and fines. The data are contained in three files. Although data were collected on 7,072 misdemeanor probation experiences, there are only 2,756 probationers included in

the study. The remaining 4,316 cases were excluded due to failure of the probationer to show up for screening or for other reasons that did not meet the research criteria. For these 2,756 probationers, there are 6,618 records of actual misdemeanor experience in the data file. Each record represents one experience, so it is possible for an individual probationer to have multiple records. There are 16 variables per case. All three files have logical record lengths of 80 characters. Class IV

Holeman, Herbert, and Barbara J. Krepps-Hess

Women correctional officers in California, 1979

(ICPSR 8684)

This study was sponsored by the U.S. Dept. of Justice, National Institute of Justice. The grant number is 79-NI-AX-0096.

Summary: This study examines women correctional officers working in California's male institutions, focusing on three aspects: (1) demographic characteristics of the female officers, (2) assessments of their ability to perform the jobs, and (3) attitudes of male and female officers and inmates about female correctional officers. Class IV

Universe: Male and female correctional officers and felons in 11 California male inmate institutions.

Sampling: Three different samples were collected: (1) A department-wide census that included every female correctional officer working in the 11 California male inmate institutions. This includes baseline data for 386 female correctional officers. (2) Job performance data from 168 female correctional officers was matched (using age and job tenure) with 168 male correctional officers. Only 7 of the 11 institutions were used since 4 of the institutions employed less than 24 female officers. For this reason, 24 women and 24 men were selected from each of these 7 institutions. For those institutions employing more than 24 women officers, a random-digit table was used to select 24 women. (3) Survey responses were gathered from structured attitude questionnaires given to 182 male and 59 female correctional officers and 400 inmates from 7 institutions. For the officer sample, a proportionate stratified random sample was conducted, using the seniority listing of correctional officers. The sample was stratified by

sex and institution so it would be representative of all correctional officers in California. Within each strata, 10 percent of the officers were selected. For the inmate sample, the selection was made from 75 percent of the mainline inmates out of a population of 25,838 male felons.

Extent of collection: 6 data files

Card image data format

Part 1

Study information

80-unit-long record

Part 2

Census

rectangular file structure

386 cases

31 variables

80-unit-long record

1 record per case

Part 3

Staff

rectangular file structure

241 cases

49 variables

80-unit-long record

1 record per case

Part 4

Inmate

rectangular file structure

400 cases

41 variables

80-unit-long record

1 record per case

Part 5

Profile

rectangular file structure

252 cases

32 variables

80-unit-long record

1 record per case

Part 6

Female

rectangular file structure

168 cases

53 variables

80-unit-long record

1 record per case

Part 7

Male

rectangular file structure

168 cases

53 variables

80-unit-long record

1 record per case

Horney, Julie, and Ineke Haen Marshall

Crime commission rates among incarcerated felons in Nebraska, 1986-1990

(ICPSR 9916) (Diskette D00085)

Summary: These data focus on rates of criminal offending obtained through the use of self-report surveys. Specifically, the study investigates whether two different types of self-report surveys produce different estimates of lambda, an individual's frequency of criminal offending. The surveys, which were administered during personal interviews with inmates in Nebraska prisons, differed in how respondents were asked about their frequency of criminal offending. The more detailed survey asked respondents to indicate their offenses on a month-by-month basis for the reporting period. The less detailed survey only asked respondents to indicate their offending for the entire reporting period. These data also provide information on the relationship between race and offending frequencies, the rates of offending over time and by crime category, and the individual's subjective probability of punishment and offending frequency. The specific crimes targeted in this collection include burglary, business robbery, personal robbery, assault, theft, forgery, fraud, drug dealing, and rape. All respondents were asked questions on criminal history, substance abuse, attitudes about crime and the judicial system, predictions of future criminal behavior, and demographic information, including age, race, education, and marital status. Class III

Universe: Criminal offenders in Nebraska.

Sampling: Cohort sample consisting of 700 inmates admitted to the Diagnostic and Evaluation Unit of the Nebraska Dept. of Corrections during a nine-month period.

Note: The column positions indicated on the data collection instruments are not the column positions in the raw data file.

Extent of collection: 1 data file + machine-readable documentation (text) + SAS data definition statements + SPSS data definition statements + data collection instruments

Extent of processing: MDATA/ CONCHK.ICPSR/ RECODE

Logical record length and card image data formats with SAS and SPSS data definition statements for each, and SPSS export file

rectangular file structure
700 cases
1,936 variables
4,430-unit-long record
56 records per case

Related Publication:

Horney, Julie, and Ineke Haen Marshall
"An experimental comparison of two self-report methods for measuring lambda."
Journal of Research in Crime and Delinquency 29, 1 (February 1992), 102-121.

Documentation machine-readable only

Lattimore, Pamela K.

Sandhills [North Carolina] vocational delivery system evaluation project, 1983-1987

(ICPSR 9224)

This study was sponsored by the U.S. Dept. of Justice, National Institute of Justice. The grant number is 85-IJ-CX-0060.

Summary: This data collection was designed to evaluate the effectiveness of a vocational training program on post-release vocational skills, employment, and recidivism of youthful male inmates 18 to 21 years old. The study used an experimental design to examine the differences in post-release activities among three inmate groups. A comprehensive inmate data base was created to describe inmates' confinement history, employment history, and their criminal records. The contextual data files provide additional information relevant to inmates' post-release activities. Class IV

Universe: Youthful inmates 18-21 years old in North Carolina.

Sampling: Three study groups were formed in two stages of the study: an external comparison group, an internal control group, and an internal experimental group. A random sample was internally selected from two diagnostic centers: Polk and Harnett Youth Centers for Youthful Inmates ages 18 to 21 in North Carolina. The sample was divided into two categories: an external comparison group and an experimental-control group designated for transfer to the Sandhills and Cameron Morrison Youth Centers. The transferred group members were screened by additional criteria for sample selection. Qualified members were then randomly assigned to either the experimental group or to the internal control group. These

three groups resulted in 295 experimental group cases, 296 internal control group cases, and 236 external comparison group cases.

Note: Some variables in this collection have undocumented codes. Also, the data for several variables are inconsistent with formats or code descriptions provided in the documentation. Variables presented in this collection include: (1) Inmate Activity File: type of activity received, amount of time spent in activity, scores at beginning and completion of activity, reason for ending activity, vocational and academic programs, drug and alcohol counseling, and in-prison work assignments. (2) Sandhills Inmate Enrollment File: enrollment date, demographic characteristics, employment history, type of current offenses committed, sentence length, highest grade completed at confinement, and date and rule violation. (3) Polk/Harnett Inmate Enrollment File: enrollment date, demographic characteristics, employment history, type of current offenses committed, and sentence length. (4) Inmate Post Release File: current activity, present job, job satisfaction rating, number of hours worked, length of job search, other job in last period, and why left previous activities. (5) Inmate Unemployment File: monthly county unemployment rates during June 1983-December 1985. (6) County Crime Rate File: county crime rates for five semiannual periods, July 1983-December 1985. (7) County Population File: monthly population in Sandhills Youth Center and Cameron Morrison Youth Center between June 1983 and March 1987. (8) Inmate Confinement File: date of admission, type of conditional release, custody level, gain time rate, parole records, type of offense committed, type of offender classified, sentence results, type of work release, and work rating. (9) Inmate Recidivism File: date of admission, time from enrollment to new admission, type of new offense, number of prior sentences, and total consecutive maximum-minimum sentence. (10) Inmate Probation Record File: supervision level assigned, supervision costs charged, type of assessment, total needs score, type of conviction, sentence type, type of release, probation status, attitude of parole, social identification, and risk items verified. (11) Inmate Jail Education File: date and type of training, education completed in prison, and complete scores. (12) Inmate Arrest File: arrest sequence number, date and location of arrest, offenses charged, and disposition of arrest. (13) Inmate Wage File: date released, number of employers in each quarter during 1983-1987, and wages paid in each quarter during 1983-1987.

Extent of collection: 13 data files

Logical record length data format

Part 1

Inmate activity file
rectangular file structure
8,978 cases
18 variables
111-unit-long record
1 record per case

Part 2

Sandhills inmate enrollment
rectangular file structure
591 cases
153 variables
1,085-unit-long record
1 record per case

Part 3

Polk/Harnett inmate enrollment file
rectangular file structure
236 cases
88 variables
590-unit-long record
1 record per case

Part 4

Inmate post release file
rectangular file structure
925 cases
60 variables
445-unit-long record
1 record per case

Part 5

Inmate unemployment file
rectangular file structure
31 cases
102 variables
415-unit-long record
1 record per case

Part 6

County crime rate file
rectangular file structure
100 cases
7 variables
56-unit-long record
1 record per case

Part 7

County population file
rectangular file structure
50 cases
7 variables
64-unit-long record
1 record per case

Part 8

Inmate confinement file
rectangular file structure
815 cases
436 variables
3,041-unit-long record
1 record per case

Part 9

Inmate recidivism file
rectangular file structure
157 cases
80 variables
595-unit-long record
1 record per case

Part 10

Inmate probation record file
rectangular file structure
1,108 cases
752 variables
2,948-unit-long record
1 record per case

Part 11

Inmate jail education file
rectangular file structure
815 cases
130 variables
936-unit-long record
1 record per case

Part 12

Inmate arrest file
rectangular file structure
6,012 cases
10 variables
66-unit-long record
1 record per case

Part 13

Inmate wage data file
rectangular file structure
533 cases
45 variables
336-unit-long record
1 record per case

Related Publication:

Lattimore, P.K., A.D. Witte, and J.K. Baker
"The Sandhills vocational delivery system
experiment: An experimentation of correc-
tional program implementation and effec-
tiveness" (Final Report). Washington, DC:
National Institute of Justice, 1988.

Laub, John H., and Robert J. Sampson

Criminal careers and crime control in Massachusetts [the Glueck study]: A matched-sample longitudinal research design, Phase I, 1939-1963

(ICPSR 9735)

This study was sponsored by the U.S. Dept. of Justice, National Institute of Justice. The grant number is 87-IJ-CX-0022.

Summary: The relationship between crime control policies and fundamental parameters of the criminal career, such as career length, participation in offenses, and frequency and seriousness of offenses committed, is examined in this data collection. The investigators coded, recoded, and computerized parts of the raw data from Sheldon and Eleanor Glueck's three-wave, matched sample study of juvenile and adult criminal behavior, extracting the criminal histories of the 500 delinquents (officially defined) from the Glueck study. Data were originally collected by the Gluecks in 1940 through psychiatric interviews with subjects, parent and teacher reports, and official records obtained from police, court, and correctional files. The subjects were subsequently interviewed again between 1949 to 1965 at or near the age of 25, and again at or near the age of 32. The data coded by Laub and Sampson include only information collected from official records. The data address in part: (1) what effects probation, incarceration, and parole have on the length of criminal career and frequency of criminal incidents of an offender; (2) how the effects of criminal control policies vary in relation to the length of sentence, type of offense, and age of the offender; (3) which factors in criminal control policy correlate with criminal career termination; (4) how well age of first offense predicts the length of criminal career; and (5) how age of offender relates to type of offense committed. Every incident of arrest up to the age of 32 for each respondent (ranging from 1 to 51 arrests) is recorded in the data file. Variables include the dates of arrest, up to three charges associated with the arrest, court disposition, and starting and ending dates of probation, incarceration, and parole associated with the arrest.

Universe: All delinquent boys in correctional schools in the state of Massachusetts in 1940.

Sampling: A two-stage, clustered sample, with delinquents as the first stage and record of arrest as the second stage.

Extent of collection: 1 data file + machine-readable documentation (text) + SAS data definition statements + SPSS data definition statements

Extent of processing: MDATA.ICPSRV/RECODE/SCAN/DDEF.ICPSRV/REFORM.DATA/UNDOCHK.ICPSRV

Logical record length data format with SAS and SPSS data definition statements

rectangular file structure
5,828 cases
84 variables
165-unit-long record
1 records per case

Related Publications:

Davis, K.F.

"Patterns of specialization and escalation in crime" (unpublished doctoral dissertation). University of Illinois (1991).

Laub, John H., and Robert J. Sampson

"Criminal careers and crime control: A matched sample longitudinal research design, Phase I" (final report). Washington, DC: U.S. Dept. of Justice, National Institute of Justice, 1990.

Glueck, Sheldon, and Eleanor Glueck

"Delinquents and nondelinquents in perspective." Cambridge, MA: Harvard University Press, 1968.

Documentation machine-readable only

MacKenzie, Doris L., James W. Shaw, and Voncile B. Gowdy

Shock Incarceration in Louisiana, 1987-1989

(ICPSR 9926) (Diskette D00089)

Summary: These data describe the results of one component of an evaluation of the "shock incarceration" program in the Louisiana Dept. of Public Safety and Corrections (LDPSC). This program, formally called IMPACT (Intensive Motivational Program of Alternative Correctional Treatment), began in 1987 and consisted of two phases. In the first phase offenders spent 90 to 180 days in a medium security prison participating in a rigorous boot camp-type program. Offenders who successfully completed the program were released from prison and placed under intensive supervision in the community, the second phase of the program. Changes in offender behavior and attitudes during the prison and community

supervision phases of the shock program were examined in a quasi-experimental design to determine the impact of the program on the individual offenders. Comparisons were made with similar offenders who were not in the shock program who had been sentenced to prison and parole/probation. Shock and nonshock incarcerated offenders were asked to complete self-report questionnaires. Information was also collected from LDPSC records and from monthly parole performance evaluations completed by parole and probation officers. Information collected from LDPSC records included demographics, sentence characteristics, release date, offense, criminal history, I.Q. (Beta II) and MMPI scores, and diagnostic personnel evaluations of mental health, substance abuse, general attitude, adjustment, and violence potential. Part 1 of the collection consists of inmate data collected from the incarcerated shock program participants (N = 208) and the incarcerated nonshock offenders (N = 98, with partial records for an additional 46). Information includes police record data, clinical diagnostic data, offender's self-reported demographic data, scales for self-reported attitudes and personality measures, and offender's self-reported criminal and substance abuse history. Part 2 contains demographic data collected for all samples, including police record data and clinical diagnostic data. Part 3 consists of parole and probation data for all inmates. Offenders were followed for 12 months after leaving prison or until they failed community supervision (by absconding, being jailed for a lengthy period of time, or having their parole/probation revoked). Consequently, there is monthly data for between 1 to 12 months for each offender. Information includes items relating to parolees' performance at work and school, personal adjustment, employment, substance abuse counseling, interpersonal relations, compliance with intensive supervision program requirements, and contacts with the criminal justice system. Class III

Universe: Male offenders in six probation and parole districts in Louisiana.

Sampling: Five offender samples were selected: (1) shock completers (N = 116), (2) shock dropouts (N = 92), (3) nonshock probationers (N = 108), (4) nonshock parolees (N = 74), and (5) nonshock incarcerated (N = 98, with partial records for an additional 46). All inmates who entered the shock program from October 1987 until October 1988 who were willing to participate in the study were included in the shock samples. The three nonshock samples were matched as closely as possible to the shock samples by

only selecting subjects who would have been legally eligible to enter the shock program. The nonshock probation and parole samples were selected from six probation and parole districts in the state of Louisiana: Natchitoches, East Baton Rouge, Shreveport, New Orleans, Thibodaux, and Amite. The probation sample was selected from offenders who had been given primary recommendation for the shock program by a probation agent but who were sentenced to probation instead. The parole sample was selected from first offenders being paroled from the LDPSC. Parolees' records were examined for any data which would have disqualified them from participating in the shock program. For the nonshock incarcerated sample, priority was given to offenders who received a primary recommendation for the shock program from a probation agent but were not recommended to the program by their sentencing judge. Of these, 46 were not available for the entire study, resulting in a completed sample of 98.

Extent of collection: 3 data files + machine-readable documentation (text) + SAS data definition statements + SPSS data definition statements + data collection instrument

Extent of processing: MDATA/ UNDOCCHK.ICPSP

Card image and logical record length data formats with SAS and SPSS data definition statements

Part 1
Inmate impact data
 rectangular file structure
 351 cases
 569 variables
 80-unit-long record
 9 record per case

Part 2
Demographic data for all samples
 rectangular file structure
 515 cases
 47 variables
 76-unit-long record
 1 record per case

Part 3
Community supervision performance data for all samples
 rectangular file structure
 2,621 cases
 77 variables
 79-unit-long record
 2 records per case

Related Publications:

Mackenzie, Doris L.

"The parole performance of offenders released from shock incarceration (boot camp prisons): A survival time analysis." *Journal of Quantitative Criminology* 7 (1991), 213-216.

Mackenzie, Doris L., and Dale G. Parent

"Shock incarceration and prison crowding in Louisiana." *Journal of Criminal Justice* 19 (1991), 225-237.

Shaw, James W., and Doris L. Mackenzie

"Shock incarceration and its impact on the lives of problem drinkers." *American Journal of Criminal Justice* XVI (1991), 63-96.

Documentation machine-readable only

Mande, Mary J.

Validation of the RAND selective incapacitation survey and the Iowa risk assessment scale in Colorado, 1982 and 1986

(ICPSR 9292)

This study was sponsored by the U.S. Dept. of Justice, National Institute of Justice. The grant number is 84-IJ-CX-0034.

Summary: This data collection was designed to replicate the RAND Selective Incapacitation Survey and the Iowa Risk Assessment Scale using a group of Colorado offenders. The Iowa model provides two assessments of offender risk: (1) a measure of general risk to society and (2) a measure of the risk of new violence. The Iowa dataset includes crime information from defendants' self-reports and from official crime records. Both files contain important self-report items such as perceived probability of being caught, weapon used in the offense committed, months free on the street during the reference period, and detailed activity description during the free period. Other items covered include employment history, plans, reasons for committing the crime, and attitudes toward life, law, prisons, and police. Class IV

Universe: Incoming male inmates and released inmates in Colorado.

Sampling: The sample for replicating the RAND study was an incoming cohort of 313 males sentenced to the Colorado Dept. of Corrections in 1986. Inmates housed at the Reception and Diagnostic Unit were selected

first from an alphabetical list and later by location of cell block. Inmates backlogged at county jails were systematically selected from a list.

The sample for validation of the Iowa model was selected from all inmates released from prison in 1982 who had been sentenced in the districts of Denver, Jefferson, El Paso, or Mesa. These districts were selected because of their well-maintained criminal records.

Extent of collection: 2 data files

Logical record length data format

Part 1

RAND data

rectangular file structure

313 cases

584 variables

931-unit-long record

1 record per case

Part 2

Iowa data

rectangular file structure

1,069 cases

157 variables

129-unit-long record

4 records per case

Related Publications:

Mande, Mary J., and Kim English

"Estimating individual offending rates in Colorado" (Final Report). Washington, DC: National Institute of Justice, 1987.

Mande, Mary J., and Kim English

"Validation of the Iowa assessment scale on a 1982 release cohort of Colorado inmates." (Final Report). Washington, DC: National Institute of Justice, 1988.

Marsden, Mary Ellen, and Thomas Orsagh

Matching treatment and offender: North Carolina, 1980-1982

(ICPSR 8515)

This study was sponsored by the U.S. Dept. of Justice, National Institute of Justice. The grant number is 81-IJ-CX-0061.

Summary: The purpose of this data collection was to evaluate the implications of rational choice theory for offender rehabilitation. The hypothesis of the research was that income-enhancing prison rehabilitation programs are most effective for the economically motivated offender. The offender was characterized by demographic and socioeconomic characteristics,

criminal history and behavior, and work activities during incarceration. Information was also collected on type of release and post-release recidivistic and labor market measures. Recidivism was measured by arrests, convictions, and reincarcerations after release, length of time until first arrest after release, and seriousness of offense leading to incarceration. Class IV

Sampling: Males who had been in prison at least six months, who had not been out of prison for significant periods of time during their recent incarcerations, and who had been released into North Carolina.

Universe: Male inmates released from the North Carolina Prison System during the first six months of 1980.

Extent of collection: 1 data file + machine-readable documentation

Card image data format

rectangular file structure
1,425 cases
53 variables
80-unit-long record
11 records per case

Documentation machine-readable only

Maxfield, Michael G., and Terry L. Baumer

Pretrial home detention with electronic monitoring: An evaluation in Marion County, Indiana, 1988-1989
(ICPSR 9734)

This study was sponsored by the U.S. Dept. of Justice, National Institute of Justice. The grant number is 89-IJ-CX-0025.

Summary: For this data collection a pretrial home detention program in Marion County, Indiana, that relied on electronic monitoring of clients was subjected to a nonexperimental evaluation. The data address whether the pretrial electronic monitoring program was effective in ensuring that clients appeared at their court hearings, whether the pretrial electronic monitoring program was effective in ensuring public safety, and the extent to which field contact officers experienced difficulties in attempting to contact clients. To gauge the success of the program, investigators compared the number of successful terminations (i.e., home detention followed by a court appear-

ance) to the number of unsuccessful terminations (technical violations and absconding). Each client in the pretrial program was fitted with a coded wristlet that matched a base unit receptacle. A successful contact between the coded wristlet and the base unit verified the client's presence. Defendants on home detention were monitored by a field contact officer. Variables in this collection include charged offense, prior criminal history, living arrangements, employment status, number of telephone calls, summary of program violations, reason for program termination, program entry and termination dates, and disposition after program release. The unit of observation is the individual program client. Class IV

Universe: All nonviolent offenders in Marion County, Indiana, during 1988-1989.

Extent of collection: 1 data file + data collection instrument

Extent of processing: UNDOCCHK.PRV/MDATA

Card image data format

rectangular file structure
224 cases
83 variables
80-unit-long record
3 records per case

Related Publications:

Maxfield, Michael G.

"The fallible electronic jailer." *The New York Times* (May 16, 1991).

Maxfield, Michael G., and Terry L. Baumer
"Electronic monitoring in Marion County, Indiana." *Overcrowded Times* (September, 1991).

Maxfield, Michael G., and Terry L. Baumer
"Pretrial home detention with electronic monitoring: A nonexperimental salvage evaluation." *Evaluation Review*.

McCarthy, Jack, D. Randall Smith, and William R. Smith

Effects of sentences on subsequent criminal behavior in New Jersey, 1976-1977

(ICPSR 8986)

This study was sponsored by the U.S. Dept. of Justice, National Institute of Justice. The grant number is 85-IJ-CX-0005.

Summary: This data collection examines the effects of sentencing on offenders' subsequent criminal behaviors. The data address the following questions: (1) At what point in the criminal career is the criminal career interrupted or halted by the criminal justice system because the offender is "taken off the streets?" (2) How long is the criminal career interrupted as a result of intervention from the criminal justice system? (3) How significant are the effects of past criminal behavior, as opposed to offender characteristics, such as education, employment history, or drug use, on criminal behavior subsequent to sentencing? (4) How do the effects of sentencing differ among offenders according to background, criminal history, and offense? Special characteristics of the collection include detailed information on the demographic and psychological background of defendants, a description of the offenses and the victims, and criminal recidivism information for adult defendants. More specifically, the sentence file contains data on the defendant's family, educational background, psychological condition, social activities, financial status, employment history, substance abuse, prior and follow-up criminal records, sentence and correctional histories, and other disposition information. The event file provides data on arrest and court appearances as well as data on incarcerations, escapes, transfers, releases, paroles, and furloughs. Class IV

Universe: All court cases heard in the New Jersey State Court from October 1976 to September 1977.

Sampling: Court cases involving robbery, burglary, or drug offenses were selected for the sample.

Extent of collection: 2 data file + machine-readable documentation (text)

Extent of processing: MDATA/ UNDOCCHK.PR

Card image and logical record length data formats

Part 1

Sentence file
rectangular file structure
14,329 cases
1,377 variables
80-unit-long record
34 records per case

Part 2

Event file
rectangular file structure
349,775 cases
41 variables
135-unit-long record
1 record per case

Related Publication:

McCarthy, Jack
"The effects of sentences on subsequent criminal behavior." Unpublished research proposal submitted to the National Institute of Justice.

Documentation machine-readable only

Messinger, Sheldon

Characteristics and movement of felons in California prisons, 1851-1964
(ICPSR 7971)

This study was sponsored by the U.S. Dept. of Justice, National Institute of Justice. The grant number is 78-NJ-AX-0093.

Summary: Felons in the California prison system are documented in this data collection. Information is provided for each felon who was committed to the Dept. of Corrections, returned to prison as a parole violator, paroled, suspended from or reinstated on parole, discharged, or who died or was executed from January 1, 1851, through December 31, 1964. The data are arranged by year and type of movement. Each record contains information on certain characteristics of the person involved, such as age at admission, race, marital status, education, military history, occupation, number of prior arrests, escape record, date and type of releases, and parole violations. Class IV

Note: All files are rectangular, with logical record lengths of 50 characters, and one record per case. There are approximately 55 variables in each file. Prisoner serial numbers have been extracted for reasons of confidentiality. Parts 1 through 129 are documented by a hardcopy codebook, while Parts 130 through 136 have an electronic codebook.

Extent of collection: 136 data files + machine-readable documentation

Logical record length and card image data formats

Admissions to prison

17 female (1945–1954, 1959–1964), 3 male (1945, 1957, 1964) files
87–368 female, 1,950–5,010 male cases

Parole releases

16 female (1945–1955, 1959–1964), 3 male (1945, 1957, 1964) files
50–560 female, 1,560–7,230 male cases

Suspension of parole

16 female (1945–1955, 1959–1961, 1963–1964), 2 male (1957, 1964) files
1–487 female, 1,170–4,230 male cases

Reinstatement of parole

2 female (1963–1964), 2 male (1957, 1964) files
150–167 female, 270–600 male cases

Parole violator returned

17 female (1945–1955, 1958–1961, 1963–1964), 2 male (1957, 1964) files
15–285 female, 1,380–3,300 male cases

Institutional termination to prison

18 female (1945–1955, 1958–1964), 2 male (1957, 1964) files
2–25 female, 960–1,050 male cases

Active parole termination

17 female (1945–1955, 1959–1964), 1 male (1964) files
296 female, 2,580 male cases

Inactive parole termination

18 female (1946–1947, 1953–1955, 1959, 1961, 1963–1964), 1 male (1964) files
1–55 female, 210 male cases

Part 130

1851–1865 California prison sample
rectangular file structure
1,444 cases
274 variables
80-unit-long record
10 records per case

Part 131

1866–1880 California prison sample
rectangular file structure
1,558 cases
274 variables
80-unit-long record
10 records per case

Part 132

1881–1895 California prison sample
rectangular file structure
1,594 cases
274 variables
80-unit-long record
10 records per case

Part 133

1896–1910 California prison sample
rectangular file structure
1,613 cases
274 variables
80-unit-long record
10 records per case

Part 134

1911–1925 California prison sample
rectangular file structure
1,749 cases
274 variables
80-unit-long record
10 records per case

Part 135

1926–1935 California prison sample
rectangular file structure
1,154 cases
274 variables
80-unit-long record
10 records per case

Part 136

1936–1944 California prison sample
rectangular file structure
1,437 cases
274 variables
80-unit-long record
10 records per case

Documentation: Parts 1–129, hardcopy only;
Parts 130–136, machine-readable only

Milkman, Raymond H.

Employment services for ex-offenders, 1981–1984: Boston, Chicago, and San Diego

(ICPSR 8619)

This study was sponsored by the U.S. Dept. of Justice, National Institute of Justice. The grant number is 80-IJ-CX-K013.

Summary: This study was conducted to test whether job counseling and placement services, accompanied by intensive follow-up after placement, would significantly increase the effectiveness of employment programs

for recent prison releases. Data were collected on personal, criminal, and employment backgrounds. Information is also included on the type, duration, and pay of previous employment, living arrangements, marital status, criminal history, and characteristics of the employment placement. Class IV

Universe: Offenders released from federal, state, or local adult correctional facilities in Massachusetts, California, and Illinois.

Sampling: Random sample.

Extent of collection: 3 data files

Card image data format

Part 1

Boston data
rectangular file structure
381 cases
183 variables
80-unit-long record
8 records per case

Part 2

Chicago data
rectangular file structure
529 cases
191 variables
80-unit-long record
8 records per case

Part 3

San Diego data
rectangular file structure
305 cases
191 variables
80-unit-long record
8 records per case

Related Publications:
Milkman, Raymond H.

Codebook for the employment services for ex-offenders field test. The Lazar Institute, 1985.

Timrots, Anita D.

"An evaluation of employment services for ex-offenders" (unpublished master's thesis). University of Maryland, no date.

Palumbo, Dennis J., Michael Musheno, and Steven Maynard-Moody

Implementation of community corrections in Oregon, Colorado, and Connecticut, [1981]

(ICPSR 8407)

This study was sponsored by the U.S. Dept. of Justice, National Institute of Justice. The grant number is 82-15-CU-K015.

Summary: Data were collected from three states to evaluate the success of community corrections programs and to identify the conditions that underlie these successes. Personal field interviews and mail questionnaires were used on state, county, and district levels. The variables in the study were designed to examine the kind of people who implement and maintain these programs, the level of commitment by judicial and prison officials to these programs, community support, and the goals of cost reduction, work training, and rehabilitation. The data for this collection are contained in eight files. Three files of SPSS data definition statements document the eight data files. There are 920 cases in Connecticut, 317 in Colorado, and 444 in Oregon. The logical record length of all the files is 80 characters. Class IV

Pearson, Frank S.

Intensive supervision program in New Jersey, 1983-1986

(ICPSR 9291)

This study was sponsored by the U.S. Dept. of Justice, National Institute of Justice. The grant number is 83-IJ-CX-K027.

Summary: These data evaluate the New Jersey Intensive Supervision Program (ISP), a program implemented by the New Jersey Dept. of Corrections in 1983-1986. The central premise of ISP is that certain felony offenders sentenced to prison can be resented to a program of intensive supervision in which they are successfully supervised in the community. The data collection evaluates the impact of ISP on recidivism rates, prison space availability, and cost effectiveness and also assesses the opinions of criminal justice professionals toward the program. In the first file data collected on four types of sentenced felons include education, psychological condition, financial status, substance abuse, prior and follow-up criminal records, earning and

payment records, sentence and correctional histories, and case characteristics including sentences, offenses, and other dispositions. The second file presents data on type of criminal justice professional interviewed, opinion scale scores on aspects of ISP, and suggestions for ISP. Class IV

Universe: All sentenced felons in New Jersey from 1983 to 1985, and criminal justice professionals in New Jersey.

Sampling: A computer program for random sampling was used to select both ISP experimental groups and members of a comparison/control group. A purposive sampling of criminal justice professionals was used to select persons who had knowledge of the ISP program.

Extent of collection: 2 data files

Card image data format

Part 1
Felons
rectangular file structure
1,990 cases
167 variables
80-unit-long record
6 records per case

Part 2
Survey
rectangular file structure
60 cases
11 variables
80-unit-long record
1 record per case

Related Publication:
Pearson, Frank S.
"Research on New Jersey's intensive supervision program." Washington, DC: National Institute of Justice, 1987.

Peterson, Mark A., Suzanne Polich, and Jan Michael Chaiken
Survey of California prison inmates, 1976
(ICPSR 7797)

This study was sponsored by the U.S. Dept. of Justice, National Institute of Justice. The grant number is 83-U-CX-0006.

Summary: This survey of inmates in five California prisons was conducted by the RAND Corporation with a grant from the National In-

stitute of Justice. Researchers distributed an anonymous self-administered questionnaire to groups of 10–20 inmates at a time. Using the self-report technique, the survey obtained detailed information about the crimes committed by these prisoners prior to their incarceration. Variables were calculated to examine the characteristics of repeatedly arrested or convicted offenders (recidivists) as well as offenders reporting the greatest number of serious crimes (habitual criminals). The variables include crimes committed leading to incarceration, rates of criminal activity, and social-psychological scales for analyzing motivations to commit crimes. The collection contains three files: the survey data, the documentation provided by the RAND Corporation, and frequency counts for the variables in the study. The collection is available in OSIRIS and card image formats. The data contain information on 624 respondents with 21 cards per respondent. Class II

Related Publication:
Peterson, Mark A., and Harriet B. Braiker, with Suzanne Polich
Doing crime: A survey of California prison inmates. Santa Monica, CA: The RAND Corporation, 1980.

Prentky, Robert A., and Raymond A. Knight

Classification of rapists in Massachusetts, 1980–1990
(ICPSR 9976) (Diskette D00175)

Summary: The purpose of this study was to apply the latest version of a typological system for rapists (MTC:R3) developed at the Massachusetts Treatment Center for Sexually Dangerous Persons (MTC) to a large sample of offenders currently or previously incarcerated at MTC and to examine the system's reliability and concurrent and predictive validity. Data are available from two of the project's components. In the first component, 201 rapists who were committed to MTC between 1958 and 1981 were classified. This sample was used to revise the previous classification system (R2), upon which the development of the current system rests. Of these 201 men, 94 were in residence at the time of the study and 107 had been released. The second component classified a sample of 54 rapists who were committed after 1981. This sample was not used to develop the criteria for the typology. As an overview, this project had two missions: (1) to subtype about 250

rapists using MTC:R3 criteria, and (2) to utilize an archival derived database to examine the concurrent and predictive validity of the system. In addition to the subtype assignments, the primary source of data was the detailed institutional files that were used to code a 1,500-variable questionnaire.

Universe: Male rapists committed to the Massachusetts Treatment Center for Sexually Dangerous Persons.

Sampling: The first sample consisted of 201 rapists committed to MTC between 1958 and 1981. Of these 201 offenders, 107 had been discharged at the time of the study. In addition, this study included a generalization sample of 54 rapists committed after 1981.

Note: (1) One record, which was determined to be a duplicate, was removed from the data file. (2) Users are encouraged to obtain a copy of the Final Report for information on the development of the MTC:R3 typological system.

Extent of collection: 1 data file + machine-readable documentation (text) + SAS data definition statements + SPSS data definition statements

Extent of processing: MDATA.PRV REFORM.DATV UNDOCCHK.ICPSRV RECODE

Logical record length data format with SAS and SPSS data definition statements

rectangular file structure
254 cases
1,592 variables
841-unit-long record
4 records per case

Related Publications:

Prentky, Robert A., Raymond A. Knight, and Ruth Rosenberg

"Classification of rapists: Implementation and validation" (Final Report). Washington, DC: National Institute of Justice, 1991.

Prentky, Robert A., and Raymond A. Knight
"Identifying critical dimensions for discriminating among rapists." *Journal of Consulting and Clinical Psychology* 59 (1991), 643-661.

Knight, Raymond A., and Robert A. Prentky
"Classifying sexual offenders: The development and corroboration of taxonomic models." In W.L. Marshall, D.R. Laws, and H.E. Barbaree (eds.), *The handbook of sexual assault: Issues, theories, and treatment of the offender*. New York: Plenum, 1990.

Documentation machine-readable only

Prentky, Robert, and Raymond Knight

Dangerous sex offenders: Classifying, predicting, and evaluating outcomes of clinical treatment in Bridgewater, Massachusetts, 1982-1985

(ICPSR 8985)

This study was sponsored by the U.S. Dept. of Justice, National Institute of Justice. The grant number is 82-U-CX-0058.

Summary: The purpose of this data collection was to validate two classification systems, one for rapists and one for child molesters, used in a Massachusetts treatment center for sexually aggressive offenders. Rapists and child molesters were classified as two types of sex offenders and then clinically classified into different subtypes based on criteria for the two taxonomies being tested. Variables include type of traffic offenses, criminal offenses, and sex offenses charged. Data on dispositions of cases are also provided along with parole and discharge information. Offenders' post-release offenses were categorized into traffic offenses, non-traffic offenses and sex offenses. Class IV

Universe: All sex offender cases referred to a treatment center in Bridgewater, Massachusetts, for intensive observation and then released.

Sampling: Of the 1,500 sex offender cases that were referred to the treatment center in Bridgewater, Massachusetts, for intensive observation during 1982-1985, 500 were committed and became treatment patients. Of these patients, 270 were released after varying lengths of treatment and were selected as the sample in the study.

Extent of collection: 1 data file

Logical record length data format

rectangular file structure
270 cases
332 variables
2,197-unit-long record
1 record per case

Related Publications:

Prentky, R.A., and R.A. Knight

"Impulsivity in the lifestyle and criminal behavior of sexual offenders." *Criminal Justice and Behavior* 13 (1986), 141-164.

Knight, R.A., R. Rosenberg, and B. Schneider
Classification of sexual assault: A research handbook. New York, NY: Garland, 1985.

Rafter, Nicole Hahn

**Women in prison, 1800–1935:
Tennessee, New York, and Ohio**

(ICPSR 8481)

This study was sponsored by the U.S. Dept. of Justice, National Institute of Justice. The grant number is 79-NI-AX-0039.

Summary: This data collection focuses on problems in the women's correctional system and examines specifically the origins and development of prisoner and sentencing characteristics in three states. Information is included on parents' place of birth, occupation, marital status, offense, sentence, prior commitments, method of release from prison, and presence of crime partners. Class IV

Sampling: Cases were identified from official prison records that included a time span of ten years before and after the opening of separate women's state prisons.

Universe: All women housed in state prisons from 1800 to 1935.

Extent of collection: 1 data file

Card image data format

rectangular file structure
4,609 cases
30 variables
80-unit-long record
3 records per case

Related Publication:

Rafter, Nicole Hahn
Partial justice: Women in state prisons, 1800–1935. Boston, MA: Northeastern University Press, 1985.

The RAND Corporation

Effects of prison versus probation in California, 1980–1982

(ICPSR 8700)

This study was sponsored by the U.S. Dept. of Justice, National Institute of Justice. The grant number is 83-IJ-CX-0002.

Summary: This study was divided into two phases. The first assessed the effects of different sanctions on separate criminal populations, focusing on probation as a sentencing

alternative for felons. The second phase used a quasi-experimental design to address how imprisonment affects criminal behavior when criminals are released. Specific issues included (a) the effect which imprisonment (vs. probation) and length of time served have on recidivism, (b) the amount of crime prevented by imprisoning offenders rather than placing them on probation, and (c) costs to the system for achieving that reduction in crime. Class IV

Universe: Convicted offenders.

Sampling: Statewide file covers convictions in the 17 largest counties in California. Prisoner and Probationer files cover Los Angeles and Alameda counties.

Note: For reasons of confidentiality, individual identifiers and dates have been deleted.

Extent of collection: 3 data files + SAS data definition statements

Card image data format with SAS data definition statements

Part 1

Statewide database
rectangular file structure
12,324 cases
56 variables
80-unit-long record
2 records per case

Part 3

Probationer sample
rectangular file structure
511 cases
120 variables
80-unit-long record
5 records per case

Part 5

Prisoner sample
rectangular file structure
511 cases
122 variables
80-unit-long record
5 records per case

Related Publications:

Petersilia, J.

"Research in brief: Probation and felony offenders." Washington, DC: National Institute of Justice, 1985.

Petersilia, J., S. Turner, and J. Kahan

"Granting felons probation: Public risks and alternatives." Santa Monica, CA: The RAND Corporation, 1985.

Petersilia, J., S. Turner, and J. Peterson
"Prison versus probation in California: Implications for crime and offender recidivism." Santa Monica, CA: The RAND Corporation, 1986.

The RAND Corporation

Survey of jail and prison inmates, 1978

(ICPSR 8169)

This study was sponsored by the U.S. Dept. of Justice, National Institute of Justice. The grant number is 83-IJ-CX-0006.

Summary: This survey was conducted as part of the RAND Corporation's research program on career criminals. RAND's Second Inmate Survey was administered in late 1978 and early 1979 to convicted male inmates at 12 prisons and 14 county jails in California, Michigan and Texas. The purpose of the study was to provide detailed information about the criminal behavior of offenders and their associated characteristics. Emphasis was placed on investigating other major areas of interest such as the quality of prisoner self-reports, varieties of criminal behavior, selective incapacitation, and prison treatment programs. Class IV

Part 1: Primary survey from Modules A-E for all inmates

Part 2: Retest survey from Modules A-E

Part 3: Primary survey from Module F

Part 4: Retest survey from Module F

Part 5: Official record data for California prisoners

Part 6: Official record data for Michigan prisoners

Part 7: Official record data for Texas prisoners

Part 8: Primary survey from Modules A-E for Texas prisoner replacements

Part 9: Primary survey from Module F for Texas prisoner replacements

Part 10: Official records data for Texas prisoner replacements

Part 11: Survey from Modules A-E for Texas jail respondents

Part 12: Primary survey from Modules A-E for all inmates

Part 13: Retest survey from Modules A-E (frequencies)

Part 14: Primary survey from Module F (frequencies)

Part 15: Retest survey from Module F (frequencies)

Part 16: Official record data for California prisoners (frequencies)

Part 17: Official record data for Michigan prisoners (frequencies)

Part 18: Official record data for Texas prisoners (frequencies)

Part 19: Primary survey from Modules A-E for Texas prisoner replacements (frequencies)

Part 20: Primary survey from Module F for Texas prisoner replacements (frequencies)

Part 21: Official records data for Texas prisoner replacements (frequencies)

Part 22: Survey from Modules A-E for Texas jail respondents (frequencies)

Part 25: Follow-up data, California 1

Part 26: Follow-up data, California 2

Part 27: Follow-up data, California 3

Part 28: Follow-up data, California 4

Part 29: Follow-up data, Michigan 1

Part 30: Follow-up data, Michigan 2

Part 31: Follow-up data, Michigan 3

Part 32: Follow-up data, Michigan 4

Part 33: Follow-up data, Texas 1

Part 34: Follow-up data, Texas 2

Part 35: Follow-up data, Texas 3

Part 36: Follow-up data, Texas 4

rectangular file structure

68 to 6,883 cases per part

8 to 455 variables per part

43- to 133-unit-long record per part

1 to 10 records per case per part

Rauch, W. Hardy, et al. and the American Correctional Association

Management of death row inmates, 1986-1987: [United States]

(ICPSR 9917) (Diskette D00066)

Summary: These data offer objective and subjective information about current death row inmates and the management policies and procedures related to their incarceration. The major objectives of the study were to gather data about the inmate population and current management policies and procedures, to identify issues facing correctional administrators in supervising the growing number of condemned inmates, and to offer options for improved management. Four survey instruments were developed: (1) a form for the Dept. of Corrections in each of the 37 states that had a capital punishment statute as of March 1986, (2) a form for each warden of an institution that housed death-sentenced inmates, (3) a form for staff members who

worked with such inmates, and (4) a form for a sample of the inmates. The surveys included questions about inmate demographics (e.g., date of birth, sex, race, Hispanic origin, level of education, marital status, and number of children); the institutional facilities available to death row inmates; state laws pertaining to them; training for staff who deal with them; the usefulness of various counseling, medical, and recreational programs; whether the inmates expected to be executed; and the challenges in managing the death row population. The surveys did not probe legal, moral, or political arguments about the death penalty itself. Class IV

Universe: Directors of state Dept.s of Corrections, wardens and staff who dealt with death-sentenced inmates, and death-sentenced inmates in the United States.

Sampling: Surveys were sent to directors of the Dept.s of Corrections in the 37 states that had a death penalty as of March 31, 1986. Subsequently, the other three types of survey forms were packaged for 40 of the 50 United States institutions which housed death row inmates. Five to 10 staff surveys were sent to each institution. In institutions housing 20 or fewer death row inmates, surveys were sent to all inmates. For those institutions with larger death row populations, male death row inmates were randomly sampled, but all female death-sentenced inmates were surveyed.

Extent of collection: 4 data files + machine-readable documentation (text) + SAS data definition statements + SPSS data definition statements + data collection instruments

Extent of processing: MDATA/ UNDOCCHK.PR

Card image data format with SAS and SPSS data definition statements

Part 1

Department of Corrections data

rectangular file structure

36 cases

95 variables

80-unit-long record

5 records per case

Part 2

Warden data

rectangular file structure

40 cases

134 variables

80-unit-long record

6 records per case

Part 3

Staff data

rectangular file structure

254 cases

68 variables

80-unit-long record

3 records per case

Part 4

Inmate data

rectangular file structure

237 cases

179 variables

80-unit-long record

6 records per case

Related Publication:

American Correctional Association

Managing death-sentenced inmates:

A survey of practices. Washington, DC:

St. Mary's Press, 1989.

Documentation machine-readable only

Romm, Joseph

Evaluation of intensive probation in Milwaukee, 1980-1981

(ICPSR 8276)

This study was sponsored by the U.S. Dept. of Justice, National Institute of Justice. The grant number is J-LEAH-027-78.

Summary: The purpose of this study was to evaluate the results and impact of a two-year experiment in innovative probation practices in Milwaukee, Wisconsin. After being classified according to the Wisconsin risk and needs assessment scale, individuals who had been sentenced to probation between January 2, 1980, and June 30, 1981, and had reported to the probation department for intake were randomly assigned to one of eight experimental and control groups. The experiment was limited to adult residents of Milwaukee County who were not already on probation, were not judged to be severe psychotic or severe sex-deviant cases, and were not assigned to jail work-release sentences of more than ten days followed by probation (Huber cases). There are three files in this data collection: the Reassessment file, the Admissions/Terminations file, and the Chronological file. Each case in the Reassessment and Admissions/Terminations files represents data on an individual probationer. There are 84 variables for 1,343 cases in the Reassessment file and 218 variables for 1,922 cases in the

Admissions/Terminations file; both files have logical record lengths of 100 characters. Of the 1,922 cases for which admissions data were collected (about 133 variables), 397 cases also have termination data available (an additional 85 variables). Cases in the Chronological file are records of probation agent contacts with probationers over the course of the study. There are 17 variables for 47,169 cases (contacts) in this file which includes information on 1,781 probationers. As many as 270 contacts with a single probationer are recorded. This file has a logical record length of 80. Class IV

Rossi, Peter

**Transitional aid research project
(TARP), 1976-1977**
(ICPSR 7874)

The Transitional Aid Research Project (TARP) was an experiment conducted in Texas and Georgia in 1976-1977. Stratified random samples of inmates were assigned, at the time of release from prison, to experimental and control groups. The groups varied in the amount of money and job placement services they received upon their release. Originally, the data were recorded in nine files for each state, corresponding to each of the nine different sources of information for each TARP case. These files included each inmate's prison history, data from four interviews, state arrest data, record of TARP payments, social security wages, and parole records. The ICPSR/dataset has combined these into one file for each state. There are 1,590 variables for each of 1,975 cases in the Texas file and 1,921 variables for each of 2,007 cases in the Georgia file. Class II

Schmidt, Peter, and Ann D. Witte

**Predicting recidivism in
North Carolina, 1978 and 1980**
(ICPSR 8987)

This study was sponsored by the United States Dept. of Justice, National Institute of Justice. The grant number is 84-IJ-CX-0021.

Summary: This data collection examines the relationship between individual characteristics and recidivism for two cohorts of inmates released from North Carolina prisons in 1987

and 1980. The survey contains questions on the backgrounds of the offenders, including their involvement in drugs or alcohol, level of schooling, nature of the crime resulting in the sample conviction, number of prior incarcerations, and recidivism following release from the sample incarceration. The data collection also contains information on the length of time until recidivism occurs. Class IV

Universe: All individuals released from North Carolina prisons during the periods of July 1, 1977, through June 30, 1978, and July 1, 1979, through June 30, 1980.

Note: For 1978 data, 4,709 individual records were missing one or more variables and placed in a missing data file. The other 4,618 observations, which contained complete information, were randomly split into an estimation sample of 1,540 observations and a validation sample of 3,078. For 1980 data, 3,810 individual records were missing information on one or more variables and were placed in a missing data file. The other 5,739 observations, which contained complete information, were randomly split into an estimation sample of 1,435 observations and a validation sample of 4,304 observations.

Extent of collection: 2 data files + machine-readable documentation

Card image data format

Part 1
1978 data
rectangular file structure
9,327 cases
19 variables
80-unit-long record
1 record per case

Part 2
1980 data
9,549 cases
19 variables
80-unit-long record
1 record per case

Related Publication:
Schmidt, P., and A.D. Witte
Predicting recidivism using survival models. New York, NY: Springer-Verlag, 1988.

Documentation machine-readable only

Schneider, Anne L., Zoann Snyder-Joy,
and Laurie H. Ervin

**Implementation of quantitative
decision aids in the Oklahoma
probation and parole system,
1989-1990**

(ICPSR 9963) (Diskette D00080)

Summary: These data were collected to examine the use of quantitative decision aids in making probation and parole decisions in Oklahoma. The quantitative aids implemented in Oklahoma are modifications of the Wisconsin risks/needs assessment instruments. To determine the uses of and attitudes towards such instruments, Oklahoma probation and parole officers were queried regarding the appropriateness of the instruments in making probation and parole decisions, the specific circumstances in which the instruments were useful, the reasons why the instruments were used, and the extent to which the instruments were manipulated. In addition, data were collected from the officers on job satisfaction and age, length of employment, sex, education, and race. Class III

Universe: Probation and parole officers in the state of Oklahoma.

Sampling: The sample consists of 180 probation and parole officers who returned completed questionnaires. A total of 296 surveys were distributed.

Extent of collection: 1 data file + machine-readable documentation (text) + SAS data definition statements + SPSS data definition statements + data collection instrument

Extent of processing: MDATA/ UNDOCCHK.ICPSR

Logical record length data format with SAS and SPSS data definition statements and SPSS export file

rectangular file structure
180 cases
167 variables
326-unit-long record
1 record per case

Documentation machine-readable only

Wright, James, and Peter Rossi

**Armed criminals in America: A survey
of incarcerated felons, 1983**

(ICPSR 8357)

This study was sponsored by the U.S. Dept. of Justice, National Institute of Justice. The grant number is 82-IJ-CX-001.

Summary: The data for this study were collected using self-administered questionnaires given to a nonprobability sample of incarcerated felons in 10 states. There are 1,874 cases (surveyed persons) included in this data collection with approximately 600 variables. Each case has 10 records of information. The codebook contains information about questionnaire wording, responses, coding of the data, column location, and frequencies. More specifically, the original questionnaire wording is included as well as values for missing data. These data are contained in one file, with SPSS data definition statements in a second file. Information in the data include socioeconomic status of the inmate, prior criminal record, drug use, weapon usage, family history, and demographic information on the inmate. The logical record length of the data file is 89 characters; the SPSS data definition statement file has 80 characters. Class IV

Wright, Kevin

**Improving correctional classification,
New York, 1981-1983**

(ICPSR 8437)

This study was sponsored by the U.S. Dept. of Justice, National Institute of Justice. The grant number is 83-IJ-CX-001.

Summary: There were three specific goals of this research. The first was to evaluate three procedures currently available for the classification of correctional inmates: the Risk Analysis method, Megargee's MMPR Typology, and Toch's Prison Preference Inventory. Second, the research devised and tested a post-dictive model of adjustment to prison life. Third, a new classification scheme was developed for predicting inmate adjustment to prison life that considers individual and organizational (contextual) level factors and various interactions between the two. These data were collected from a sample of 942 volunteer inmates from ten New York state correctional facilities, five of which were maximum security,

five of which were medium security facilities. Only one-half of the original 942 inmates completed the MMPI. Background and questionnaire data were collected during the summer and fall of 1983. Outcome data on each inmate infraction were collected for a three-year period prior to that time. Each case in the first file represents survey response data from an individual inmate. There are 172 vari-

ables for 882 cases in this file. Of the 172 variables, 56 are from the Prison Preference Questionnaire (PPQ), 86 are from the Prison Environment Inventory (PEI), and the remaining 30 are from the Prison Adjustment Questionnaire (PAQ). Cases in the second file are records of medical contacts and diagnoses of inmates' illnesses. There are five variables for the 12,502 cases. Class IV

IV. Corrections – juvenile

Children in custody

The **Juvenile detention and correctional facility census** was designed by the Department of Health, Education, and Welfare and the Bureau of Justice Statistics (BJS) and was conducted by BJS during 1971–1975 using data from the United States Bureau of the Census. From 1977 on, the studies have been carried out by the Office of Juvenile Justice and Delinquency Prevention (OJJDP). In 1993 the series name was changed to **Census of public and private juvenile detention, correctional, and shelter facilities**. The census covers juvenile detention and correctional facilities that were operated by state or local governments. Each is classified into one of six categories: detention centers; shelters; reception or diagnostic centers; training schools; ranches, forestry camps, and farms; and halfway houses and group homes. Data include information such as state, county, and city identification; level of government responsible for the facility; type of agency and agency identification; resident population by sex, age range, detention status, and offense; average length of stay; number of admissions and discharges by type and sex; resident population by detention status and sex; number of residents adjudged delinquent or declared in need of supervision by type of offense and sex; number of full- and part-time staff and vacancies by type of position and payroll status; expenditures; age and capacity of facility; and programs and services available. For data from 1988 on, residential programs and group homes were included in the census if they housed three or more residents, if at least 50 percent of the residents were juveniles, and if accused or adjudicated delinquents and status offenders constituted at least 1 percent of their average daily population. In California, however, all California Youth Authority Facilities were included in the census. Juvenile facilities operated as part of adult jails were excluded, as were nonresidential facilities, facilities exclusively for drug or alcohol abusers or nonoffenders, and federal juvenile correctional facilities. Class II

Related Publications:

Statistics Division, National Criminal Justice Information and Statistics Service

"Children in custody: Advance report on the juvenile detention and correctional facility census." Washington, DC: U.S. Government Printing Office, annual.

Statistics Division, National Criminal Justice Information and Statistics Service

"Children in custody: Final report on the juvenile detention and correctional facility census." Washington, DC: U.S. Government Printing Office, annual.

Bureau of Justice Statistics,
U.S. Dept. of Justice

Juvenile detention and correctional facility census, 1971

(ICPSR 7637)

This data collection includes facilities that were in operation in October 1971, and had been in operation at least a month prior to June 30, 1971, and had a resident population of at least 50 percent juveniles. There are 722 records, one for each facility. Data and documentation were prepared by the Center for Advanced Computation, University of Illinois, Urbana.

Bureau of Justice Statistics,
U.S. Dept. of Justice

Juvenile detention and correctional facility census, 1973

(ICPSR 7639)

This data collection includes facilities that were in operation in November 1973, and had been in operation at least a month prior to June 30, 1973. There are 794 records, one for each facility. Data and documentation were prepared by the Center for Advanced Computation, University of Illinois, Urbana.

Bureau of Justice Statistics,
U.S. Dept. of Justice

**Juvenile detention and correctional
facility census, 1974**

(ICPSR 7706)

This data collection includes facilities that were in operation in November 1974, and had been in operation at least a month prior to June 30, 1974. There are 829 records, one for each facility.

Documentation machine-readable only

Bureau of Justice Statistics,
U.S. Dept. of Justice

**Juvenile detention and correctional
facility census, 1975**

(ICPSR 7707)

This data collection includes facilities that were in operation in November 1975, and had been in operation at least a month prior to June 30, 1975. There are 874 records, one for each facility.

Documentation machine-readable only

Office of Juvenile Justice and Delinquency
Prevention, U.S. Dept. of Justice

**Juvenile detention and correctional
facility census, 1977**

(ICPSR 7758)

The 1977 survey has 992 records in the data file, with 227 variables for each record.

Office of Juvenile Justice and Delinquency
Prevention, U.S. Dept. of Justice

**Juvenile detention and correctional
facility census, 1979**

(ICPSR 7846)

In 1979, 1,015 facilities responded to the survey. The collection contains 238 variables for the 1,015 facilities and has a logical record length of 716 characters.

Office of Juvenile Justice and Delinquency
Prevention, U.S. Dept. of Justice

**Juvenile detention and correctional
facility census, 1982-1983**

(ICPSR 8205)

There are 369 variables and 1,023 cases, one for each facility.

Documentation machine-readable only

Office of Juvenile Justice and Delinquency
Prevention and Bureau of Justice
Statistics, U.S. Dept. of Justice

**Juvenile detention and correctional
facility census, 1984-1985**

(ICPSR 8495)

Extent of collection: 2 data files + machine-readable documentation (text) + OSIRIS dictionary + SAS data definition statements + SPSS data definition statements + data collection instruments

Extent of processing: MDATA/ RECODE/
UNDOCCHK.ICPSR

OSIRIS and card image (Part 1), and logical record length data formats with SAS and SPSS data definition statements

Part 1
Public facilities data
rectangular file structure
1,040 cases
275 variables
624-unit-long record
9 records per case

Part 2
Private facilities data
rectangular file structure
1,996 cases
241 variables
479-unit-long record
1 record per case

Documentation machine-readable only

Office of Juvenile Justice and Delinquency Prevention, U.S. Dept. of Justice

Census of public and private juvenile detention, correctional, and shelter facilities, 1986–1987: [United States]

(ICPSR 8973)

Extent of collection: 2 data files

Extent of processing: MDATA/ RECODE/
UNDOCCHK.ICPSR

Logical record length data format with SAS and SPSS data definition statements

Part 1

Public facilities data
rectangular file structure
1,107 cases
627 variables
1,206-unit-long record
1 record per case

Part 2

Private facilities data
rectangular file structure
2,195 cases
627 variables
1,206-unit-long record
1 record per case

Documentation machine-readable only

Office of Juvenile Justice and Delinquency Prevention, U.S. Dept. of Justice

Census of public and private juvenile detention, correctional, and shelter facilities 1988–1989: [United States]

(ICPSR 9445)

Note: This study was originally released as **Juvenile detention and correctional facility census, 1988–1989: Public facilities.**

Extent of collection: 2 data files + machine-readable documentation (text) + SAS data definition statements + SPSS data definition statements + data collection instrument

Extent of processing: MDATA/ RECODE/
UNDOCCHK.ICPSR

Logical record length data format with SAS and SPSS data definition statements

Part 1

Public facilities data
rectangular file structure
1,100 cases
498 variables
1,011-unit-long record
1 record per case

Part 2

Private facilities data
rectangular file structure
2,167 cases
498 variables
1,011-unit-long record
1 records per case

Documentation machine-readable only

Office of Juvenile Justice and Delinquency Prevention, U.S. Dept. of Justice

Census of public and private juvenile detention, correctional, and shelter facilities, 1990–1991: [United States]

(ICPSR 9824)

Extent of collection: 2 data files + machine-readable documentation (text) + SAS data definition statements + SPSS data definition statements + data collection instrument

Extent of processing: MDATA/ RECODE/
UNDOCCHK.ICPSR

Logical record length data format with SAS and SPSS data definition statements

Part 1

Public facilities data
1,082 cases
516 variables
1,082-unit-long record
1 record per case

Part 2

Private facilities data
2,346 cases
516 variables
1,082-unit-long record
1 record per case

Documentation machine-readable only

Bureau of Justice Statistics,
U.S. Dept. of Justice

**Survey of youths in custody, 1987:
[United States]**

(ICPSR 8992) (Diskette D00060)

Summary: This data collection is the first survey of youths confined to long-term state-operated institutions and was undertaken to complement existing Juvenile Detention and Correctional Facility Censuses. It also serves as a companion to the **Survey of inmates of state correctional facilities, 1974** (ICPSR 7811), **1979** (ICPSR 7856) and **1986** (ICPSR 8711), allowing comparisons between adult and juvenile populations. The survey provides detailed information on the characteristics of those youths held primarily in secure settings within the juvenile justice system. The data contain information on criminal histories, descriptions of family situations, drug and alcohol use, and peer group activities. For youths committed for violent acts, data are available on the victims of their crimes and on weapon use. Class II

Universe: All youths in long-term state-operated juvenile institutional facilities.

Sampling: Stratified systematic random sample.

Extent of collection: 1 data file + machine-readable documentation (text) + SAS data

definition statements + SPSS data definition statements + machine-readable frequencies

Extent of processing: MDATA/ FREQ.ICPSR/
UNDOCCHK.ICPSR/ RECODE

Logical record length data format with SAS and SPSS data definition statements

rectangular file structure
2,621 cases
277 variables
476-unit-long record
1 record per case

Documentation machine-readable only

SEE ALSO...

The following data collection contains information related to topics covered in this chapter. For a full description of this study, consult the chapter indicated.

Cohen, Jacqueline, Sherwood Zimmerman, and Stephen King. **Techniques for assessing the accuracy of recidivism prediction scales, 1960-1980: [Miami, Albuquerque, New York City, Alameda and Los Angeles counties, and the state of California]** (ICPSR 9988) See VIII. Crime and delinquency

V. Court case processing

Bureau of Justice Statistics,
U.S. Dept. of Justice

Offender based transaction statistics (OBTS)

The Offender Based Transaction Statistics (OBTS) series was designed by the Bureau of Justice Statistics to collect information tracking adult offenders from the point of entry into the criminal justice system (typically by arrest), through final disposition, regardless of whether the offender is convicted or acquitted. Collected by individual states from existing data, the datasets include all cases that reached disposition during the calendar year. Using the individual adult offender as the unit for analysis, selected information is provided about the offender and his or her arrest, prosecution, and court disposition. Examples of variables included are arrest and level of arrest charge, date of arrest, charge filed by the prosecutor, prosecutor or grand jury disposition, type of counsel, type of trial, court disposition, sentence type, and minimum and maximum sentence length. Dates of disposition of each stage of the process allow for tracking of time spent at each stage. The studies are Class II except for 1979 (ICPSR 8042), which is Class IV.

Universe: Persons in the United States who have achieved adult status (as specified by individual state laws) and who have been processed for felonies by the police, prosecutors, or courts whether or not there is a final determination of guilt.

Note: The data contain blanks within alphanumeric fields.

Restrictions: For certain variables, the data have been masked by the ICPSR in order to maintain the confidentiality of the respondents. The original, unmasked data are available from ICPSR. Requests for such data must be submitted in writing, including specific reasons for the request.

Logical record length data format, some with SAS and SPSS data definition statements

Offender based transaction statistics (OBTS), 1979: Hawaii

(ICPSR 8042)

Extent of collection: 1 data file

rectangular file structure
4,253 cases
49 variables
99-unit-long record
1 record per case

Offender based transaction statistics (OBTS), 1980: California, Ohio, New York, and Pennsylvania

(ICPSR 8248)

Extent of collection: 1 data file + machine-readable documentation + SPSS data definition statements

rectangular file structure
360,676 cases
60 variables
152-unit-long record
1 record per case

Documentation machine-readable only

Offender based transaction statistics (OBTS), 1981: California, Ohio, Pennsylvania, Utah, Minnesota, New York, and Virginia

(ICPSR 8277)

Extent of collection: 1 data file + machine-readable documentation + SPSS data definition statements

rectangular file structure
440,036 cases
60 variables
152-unit-long record
1 record per case

Documentation machine-readable only

Offender based transaction statistics (OBTS), 1982: California, Ohio, Pennsylvania, Utah, Minnesota, New York, Virginia, Virgin Islands
(ICPSR 8408)

Extent of collection: 1 data file + machine-readable documentation + SPSS data definition statements

rectangular file structure
457,190 cases
60 variables
152-unit-long record
1 record per case

Documentation machine-readable only

Offender based transaction statistics (OBTS), 1983: California, Minnesota, Nebraska, New York, Ohio, Pennsylvania, Utah, Virgin Islands, and Virginia
(ICPSR 8449)

Extent of collection: 1 data file + machine-readable documentation + SPSS data definition statements

rectangular file structure
458,902 cases
60 variables
152-unit-long record
1 record per case

Documentation machine-readable only

Offender based transaction statistics (OBTS), 1984: Alaska, California, Delaware, Georgia, Minnesota, Missouri, Nebraska, New York, Ohio, Pennsylvania, and Virginia
(ICPSR 8675)

Extent of collection: 1 data file + machine-readable documentation + SPSS data definition statements

rectangular file structure
531,896 cases
60 variables
152-unit-long record
1 record per case

Documentation machine-readable only

Offender based transaction statistics (OBTS), 1985: Alaska, California, Delaware, Georgia, Minnesota, Missouri, Nebraska, New York, Pennsylvania, and Virginia
(ICPSR 8911)

Extent of collection: 1 data file + machine-readable documentation + SPSS data definition statements

rectangular file structure
548,852 cases
60 variables
152-unit-long record
1 record per case

Documentation machine-readable only

Offender based transaction statistics (OBTS), 1986: Alabama, Alaska, California, Delaware, Georgia, Minnesota, Missouri, Nebraska, New York, Pennsylvania, and Virginia
(ICPSR 9130)

Extent of collection: 1 data file + machine-readable documentation + SPSS data definition statements

rectangular file structure
587,237 cases
60 variables
152-unit-long record
1 record per case

Documentation machine-readable only

Offender based transaction statistics (OBTS), 1987: Alabama, Alaska, California, Delaware, Georgia, Minnesota, Missouri, Nebraska, New Jersey, New York, Pennsylvania, Utah, Vermont, and Virginia
(ICPSR 9287)

Extent of collection: 1 data file + machine-readable documentation + SPSS data definition statements

rectangular file structure
642,127 cases
60 variables
152-unit-long record
1 record per case

Documentation machine-readable only

Offender based transaction statistics (OBTS), 1988: Alabama, Alaska, California, Delaware, Idaho, Kentucky, Minnesota, Missouri, Nebraska, New Jersey, New York, Oregon, Pennsylvania, Utah, Vermont, and Virginia

(ICPSR 9523)

Extent of collection: 1 data file + machine-readable documentation (text) + SAS data definition statements + SPSS data definition statements

Extent of processing: MDATA/ FREQ.ICPSR/ UNDOCCHK.ICPSR/ RECODE

rectangular file structure
678,168 cases
60 variables
152-unit-long record
1 record per case

Documentation machine-readable only

Offender based transaction statistics (OBTS), 1989: Alabama, Alaska, California, Idaho, Kentucky, Minnesota, Missouri, Nebraska, New Jersey, New York, Pennsylvania, Vermont, and Virginia

(ICPSR 6190)

Note: For reasons of confidentiality, the actual day of arrest has been deleted from the data. Consequently the day of police disposition, the day of prosecutor/grand jury disposition, and the day of final court disposition have been replaced by the elapsed time since the day of arrest. Means and frequencies are included in the codebook with the respective variables.

Extent of collection: 1 data file + machine-readable documentation (text) + SAS data definition statements + SPSS data definition statements

Extent of processing: CONCHK.PRV/ MDATA/ FREQ.ICPSR/ UNDOCCHK.ICPSR/ RECODE

rectangular file structure
715,255 cases
60 variables
146-unit-long record
1 record per case

Documentation machine-readable only

Offender based transaction statistics (OBTS), 1990: Alabama, Alaska, California, Idaho, Minnesota, Missouri, Nebraska, New Jersey, New York, Pennsylvania, Vermont, and Virginia

(ICPSR 6191)

Note: For reasons of confidentiality, the actual day of arrest has been deleted from the data. Consequently the day of police disposition, the day of prosecutor/grand jury disposition, and the day of final court disposition have been replaced by the elapsed time since the day of arrest. Means and frequencies are included in the codebook with the respective variables.

Extent of collection: 1 data file + machine-readable documentation (text) + SAS data definition statements + SPSS data definition statements

Extent of processing: CONCHK.PRV/ MDATA/ FREQ.ICPSR/ UNDOCCHK.ICPSR/ RECODE

rectangular file structure
736,846 cases
60 variables
146-unit-long record
1 record per case

Documentation machine-readable only

Abrahamse, Allan F., Patricia A. Ebener, and Stephen P. Klein

Criminal justice outcomes of male offenders in 14 jurisdictions in the United States, 1985-1988

(ICPSR 9671)

Summary: This data collection provides information on multiple prosecutions for individual offenders. The data are intended for use in the exploration and description of relationships

among the various elements of the adjudication process (characteristics of the offender and offense and decisions made by various actors in the prosecution and sentencing of the offenders). The sampled incidents were drawn from two types of offenses: residential burglary and armed robbery. The collection includes only incidents which involved male offenders who were previously unknown to their victims and who were facing adjudication in adult court. The data collection instrument probed five areas for each offender and incident sampled: A. Related Incidents (information to identify all other incidents for which processing overlapped that of the sampled incident); B. Incident Description (information about the criminal incident itself, such as date and location of the incident, date of arrest, information about victims, weapons, accomplices, witnesses, and evidence); C. Adjudication Process (information such as bond amount, legal representation, adjudication events and outcomes, date of sentencing, and type and length of incarceration); D. Defendant (information about the defendant himself, including date of birth, race/descent, and employment status); and E. Prior Record (information about the defendant's record, such as his age at first arrest and first incarceration, the number of times he was incarcerated, and history of drug and/or alcohol abuse). Class II

Universe: Criminal cases presented to a prosecutor and involving armed robbery or residential burglary.

Sampling: The jurisdictions to be surveyed were selected according to three criteria: (1) the inclusion of at least one site in each of the four major census regions, (2) the inclusion of approximately two sites per state, and (3) the inclusion of at least one site in New York City. Within each site, a random sample of armed robbery and residential burglary cases was selected.

Note: In this hierarchical dataset, an offender may have up to three record types. The first-level record type (present for every offender) includes data taken from sections A through E of the main survey form. A single case may have supplementary B and C records. For first-level records, there are 661 variables and a maximum record length of 1,596. For second-level B records, there are 88 variables and a maximum record length of 147. For third-level C records, there are 235 variables and a maximum record length of 556.

Extent of collection: 14 data files + machine-readable documentation (text) + SAS data

definition statements + SPSS data definition statements + data collection instrument

Extent of processing: MDATA/ UNDOCCHK.ICPSR

Logical record length data format with SAS and SPSS data definition statements

Part 1: **Montgomery, MD (Washington, DC)**
Part 2: **Baltimore City, MD**
Part 3: **San Diego, CA**
Part 4: **Sacramento, CA**
Part 5: **Los Angeles, CA**
Part 6: **Tarrant, TX (Fort Worth)**
Part 7: **Dallas, TX**
Part 8: **Manhattan, NY**
Part 9: **Queens, NY**
Part 10: **Wayne, MI (Detroit)**
Part 11: **Cook, IL (Chicago)**
Part 12: **Jackson, MO (Kansas City)**
Part 13: **St. Louis City, MO**
Part 14: **Fulton, GA (Atlanta)**

hierarchical file structure

Documentation machine-readable only

Abt Associates, Inc.

**Prosecution of felony arrests, 1982:
Portland, Oregon and Washington, DC
(ICPSR 8717)**

Summary: This study provides data on how prosecutors and the courts disposed of criminal cases involving adults arrested for felony crimes in two individual urban jurisdictions, Portland, Oregon, and Washington, DC. Cases in the data files were initiated or filed in 1982. Both the Washington, DC file and the Portland file contain information on all felony arrests (which include arrests declined as well as those filed), cases filed, and cases indicted. Sentencing information is provided in the Portland file but is not available for Washington, DC. Class IV

Universe: All information stored on a jurisdiction's management system for felony cases initiated in 1982, cases initiated in 1981, and cases initiated in the two or more years after 1982.

Note: For reasons of confidentiality, the police department identification number, the individual's true name, and the circuit attorney's manual case file number have been blanked. This is part of a larger three-part study.

Extent of collection: 2 data files

Logical record length data format

Part 1

Washington, DC
rectangular file structure
11,185 cases
18 variables
108-unit-long record
1 record per case

Part 2

Portland
rectangular file structure
6,146 cases
30 variables
180-unit-long record
1 record per case

Related Publications:

Brosi, Kathleen

"A cross-city comparison of felony case processing." Washington, DC: U.S. Government Printing Office, 1979.

Boland, Barbara, and Elizabeth Brady

"The prosecution of felony arrests, 1980." Washington, DC: U.S. Government Printing Office, 1985.

Boland, Barbara, and Ronald Stones

"The prosecution of felony arrests, 1981." Washington, DC: U.S. Government Printing Office, 1986.

Abt Associates, Inc.

Prosecution of felony arrests, 1982:

St. Louis

(ICPSR 8705)

Summary: This data collection provides data on how prosecutors and the courts disposed of criminal cases involving adults arrested for felony crimes in an individual urban jurisdiction, St. Louis. The cases in the data file represent cases initiated in 1982, defined as screened, or filed in 1982. The collection includes disposition data on felonies for which an initial court charge was filed (cases filed) and for those felony arrests that were ultimately indicted or bound over to the felony court for disposition (cases indicted). It does not include information on all felony arrests declined for prosecution. It is, with a few exceptions, extracted from the defendant, case, charge, and sentence records. Class IV

Universe: All information stored on a jurisdiction's management system for felony cases

initiated in 1982, cases initiated in 1981, and for two or more years after 1982.

Note: For reasons of confidentiality, the police department identification number (PDID), the individual's true name (NAME), and the circuit attorney's manual case file number (CASEJACK) have been blanked. (See also **Prosecution of felony arrests, 1986: Indianapolis, Los Angeles, New Orleans, Portland, St. Louis, and Washington, DC** [ICPSR 9094].)

Extent of collection: 1 data file

Logical record length data format

rectangular file structure
3,617 cases
30 variables
173-unit-long record
1 record per case

Related Publications:

Brosi, Kathleen

"A cross-city comparison of felony case processing." Washington, DC: U.S. Government Printing Office, 1979.

Boland, Barbara, and Elizabeth Brady

"The prosecution of felony arrests, 1980." Washington, DC: U.S. Government Printing Office, 1985.

Boland, Barbara, and Ronald Stones

"The prosecution of felony arrests, 1981." Washington, DC: U.S. Government Printing Office, 1986.

Baldus, David C., George Woodworth, and Charles A. Pulaski, Jr.

Charging and sentencing of murder and voluntary manslaughter cases in Georgia, 1973-1979

(ICPSR 9264)

Summary: These data were collected to assess the levels of racial discrimination and arbitrariness occurring at different levels within Georgia's capital charging and sentencing system. Data cover approximately 1,000 murder and voluntary manslaughter cases. Information was obtained for all known penalty trial cases and for certain cases stratified by case type (voluntary manslaughter conviction, nonpenalty trial life sentence, and penalty trial) and by state judicial circuit. Numerous measures of defendant blameworthiness were developed as a basis for assessing

levels of arbitrariness and discrimination in the capital charging and sentencing system. Variables include race, sex, and socioeconomic class as well as crime codes, jury/bench decisions, final plea, term, and number of counts convicted. Class IV

Universe: Defendants convicted of murder or voluntary manslaughter in Georgia between March 1973 and December 1979.

Sampling: Stratified probability sample including all known sentence and penalty trial cases.

Note: Some data fields were blanked for confidentiality.

Extent of collection: 1 data file

Card image data format with SAS data definition statements

rectangular file structure
1,081 cases
689 variables
80-unit-long record
48 records per case

Related Publications:

Baldus, D., G. Woodworth, and C. Pulaski
Equal justice and the death penalty: A legal and empirical analysis. Boston, MA: Northeastern University Press, 1990.

Baldus, D., G. Woodworth, and C. Pulaski
"Law and statistics in conflict: Reflections on *McCleskey v. Kemp*." In D. Kagehiro and W. Laufer (eds.), *Handbook of Psychology and Law*, New York, NY: Springer-Verlag, 1992.

Woodworth, G.

"Analysis of a y-stratified sample: The Georgia charging and sentencing study." In *Proceedings of the Second Workshop on Law and Justice Statistics*. Bureau of Justice Statistics, 1983.

Baldus, David C., George Woodworth, and Charles A. Pulaski, Jr.

Procedural reform of jury murder convictions in Georgia, 1970-1978
(ICPSR 9265)

Summary: The purpose of this data collection was to assess the impact of the 1973 reforms of the death penalty laws on the levels of arbitrariness and discrimination in capital sentencing in Georgia. The data cover two different periods corresponding to the periods before

and after the reform: 1970-1972 and 1973-1978. Numerous measures of defendant blameworthiness were developed as a basis for assessing levels of arbitrariness and discrimination in Georgia's capital charging and sentencing system. Specific variables include race, sex, current offense, prior conviction and arrests, method of killing, and number of victims. Class IV

Universe: All defendants convicted of murder at trial during 1973-1978, and for 1970-1972 all death cases plus life-sentence cases that resulted in a murder trial conviction in Georgia.

Sampling: Nonprobability sample for 1970-1972 and all cases (death and life sentence) convicted of murder at trial from 1973 to 1978.

Extent of collection: 1 data file

Card image data format with SAS data definition statements

rectangular file structure
762 cases
160 variables
80-unit-long record
31 records per case

Related Publications:

Baldus, D., G. Woodworth, and C. Pulaski
Equal justice and the death penalty: A legal and empirical analysis. Boston, MA: Northeastern University Press, 1990.

Baldus, D., G. Woodworth, and C. Pulaski
"Comparative review of death sentences: An empirical study of the Georgia experience." *Journal of Criminal Law and Criminology* 24 (1983), 661.

Baldus, D., G. Woodworth, and C. Pulaski
"Arbitrariness and discrimination in the administration of the death penalty: A challenge to State Supreme Courts." *Stetson Law Review* 15 (1986), 133.

Bogart, W.A., and Neil Vidmar
Access to justice in Ontario, 1985-1988
(ICPSR 9729)

Summary: This data collection, which is a replication and extension of a survey conducted by the Civil Litigation Research Project at the University of Wisconsin, was designed to assess experiences with the Ontario, Canada Civil Justice System. Interviews were conducted with the heads of households in the

sample. Major demographic variables include age, occupation, number of persons in the household, language, ethnic background, religion, education, and family income. Respondents were asked about the nature of criminal justice-related problems their households had experienced, e.g., auto accidents, work injuries, discrimination, problems with a landlord, violations of privacy, and victimization. Questions were also asked about actions taken in response to the problem, such as whether a lawyer was contacted, reasons for not contacting a lawyer, whether non-lawyer assistance was sought, whether a claim was made, and reasons for not making a claim. Finally, respondents were asked a series of questions about the household's experience with the Ontario Justice System if a claim was made, such as whether there was a trial or a hearing, how much the lawyer charged, evaluation of the result, satisfaction with the result, evaluation of the cost, perceived delay, agreement reached, and compensation awarded. Class IV

Universe: Households with telephones in Ontario, Canada.

Sampling: A probability sample was selected using random-digit dialing. Northern Ontario was oversampled to obtain sufficient respondents to permit comparisons between the major centers of population and the more sparsely populated regions of the province.

Note: In this hierarchical dataset, each household has a type (0) record and additional records as necessary. There are a total of 10 different record types, numbered 0 to 10, for the total sample of 3,024 households. There are 58 variables for the type (0) records, 20 variables for type (1) records, 32 variables for type (2) records, 46 variables for type (3) records, 11 variables for type (4) records, 11 variables for type (5) records, 12 variables for type (6) records, 12 variables for type (7) records, 9 variables for type (8) records, and 8 variables for type (9) records.

Extent of collection: 1 data file + machine-readable documentation (text)

Extent of processing: MDATA

Logical record length data format

hierarchical file structure
78-unit-long record

Related Publications:

Bogart, W.A., and Neil Vidmar

"Problems and experience with the Ontario civil justice system: An empirical assessment." In Alan Hutchinson (ed.), *Access to justice: Bridges and barriers*. Toronto, Canada: Carswell, 1990.

Kritzer, Herbert M., W.A. Bogart, and Neil Vidmar

"The aftermath of injury: Cultural factors in compensation seeking in Canada and the United States." *Law and Society Review* 25 (1991).

Documentation machine-readable only

Boland, Barbara

Prosecution of felony arrests, 1986: Indianapolis, Los Angeles, New Orleans, Portland, St. Louis, and Washington, DC
(ICPSR 9094)

Summary: This data collection represents the sixth in a series of statistical reports sponsored by the Bureau of Justice Statistics. The purpose of the series is to provide statistical information on how prosecutors and the courts dispose of criminal cases involving adults arrested for felony crimes. The 1986 report provides data on cases that originated as felony arrests and were disposed in 1986 for these six jurisdictions: St. Louis, MO, Washington, DC, Portland, OR, Indianapolis, IN, Los Angeles, CA, and New Orleans, LA. Class II

Universe: All felony arrests disposed in 1986 in Indianapolis, Los Angeles, New Orleans, Portland, St. Louis, and Washington, DC.

Note: See also **Prosecution of felony arrests, 1982: St. Louis** (ICPSR 8705).

Extent of collection: 6 data files + machine-readable documentation + SPSS data definition statements + machine-readable frequencies

Card image data format

Part 1

Indianapolis
rectangular file structure
3,579 cases
31 variables
80-unit-long record
1 record per case

Part 2
Los Angeles
rectangular file structure
50,491 cases
31 variables
80-unit-long record
1 record per case

Part 3
New Orleans
rectangular file structure
3,957 cases
25 variables
80-unit-long record
1 record per case

Part 4
Portland
rectangular file structure
6,583 cases
18 variables
80-unit-long record
1 record per case

Part 5
St. Louis
rectangular file structure
4,050 cases
31 variables
80-unit-long record
1 record per case

Part 6
Washington, DC
rectangular file structure
14,694 cases
27 variables
80-unit-long record
1 record per case

Documentation machine-readable only

Chaiken, Marcia R.

Selecting career criminals for priority prosecution, 1984-1986: Los Angeles County, California and Middlesex County, Massachusetts
(ICPSR 8980)

This study was sponsored by the U.S. Dept. of Justice, National Institute of Justice. The grant number is 84-IJ-CX-0055.

Summary: Collection of these data was undertaken in order to develop offender classification criteria that could be used to identify career criminals for priority prosecution. In ad-

dition to the crime records obtained from official sources and defendants' self-reports, information about prosecutors' discretionary judgments on sampled cases was obtained from interviews of prosecutors and case review forms completed by attorneys. Respondent and nonrespondent files, taken from official court records, contain information on current and past records of offenses committed, arrests, dispositions, sentences, parole and probation histories, substance abuse records, juvenile court appearances, criminal justice practitioners' assessments, and demographic characteristics. The prosecutor interview files contain variables relating to prosecutors' opinions on the seriousness of the defendant's case, subjective criteria used to decide suitability for prosecution, and case status at intake stage. Information obtained from prosecutors' case review forms includes defendants' prior records and situational variables related to the charged offenses. The self-report files contain data on the defendants' employment histories, substance abuse and criminal records, sentence and confinement histories, and basic socioeconomic characteristics. Class IV

Universe: All males prosecuted in Los Angeles County and Middlesex County for burglary, homicide, and robbery between 1984 and 1986.

Sampling: The sample was a random subset of male priority prosecuted defendants not prosecuted as career criminals but originally charged with crimes such as homicide, burglary, and robbery.

Note: In the self-report surveys of defendants, multiple indicators were included to assess reliability of responses. Data on Los Angeles nonrespondents were also collected to examine the possible response bias.

Extent of collection: 9 data files

Card image data format

Part 1
Respondents: Los Angeles County 1
rectangular file structure
84 cases
416 variables
80-unit-long record
53 records per case

Part 2

Nonrespondents: Los Angeles County 1

rectangular file structure
1 case
416 variables
80-unit-long record
53 records per case

Part 3

Respondents: Los Angeles County 2

rectangular file structure
200 cases
399 variables
80-unit-long-record
51 records per case

Part 4

Nonrespondents: Los Angeles County 2

rectangular file structure
26 cases
399 variables
80-unit-long record
51 records per case

Part 5

Respondents: Middlesex County

rectangular file structure
190 cases
391 variables
80-unit-long record
51 records per case

Part 6

Prosecutors: Los Angeles County

rectangular file structure
298 cases
7 variables
80-unit-long record
1 record per case

Part 7

Prosecutors: Middlesex County

rectangular file structure
181 cases
48 variables
80-unit-long record
6 records per case

Part 8

Self response: Los Angeles County

rectangular file structure
298 cases
377 variables
80-unit-long record
10 records per case

Part 9

Self response: Middlesex County

rectangular file structure
202 cases
377 variables
80-unit-long record
10 records per case

Related Publication:

Chaiken, Marcia R., and Jan M. Chaiken
"Selecting career criminals for priority
prosecution." Unpublished final report sub-
mitted to the National Institute of Justice,
1987.

Chapper, Joy A., and Roger A. Hanson

**Alternative procedures for reducing
delays in criminal appeals: Sacramento,
Springfield, and Rhode Island,
1983-1984**

(ICPSR 9965) (Diskette D00073)

Summary: This data collection investigates the effectiveness of alternative approaches to reducing delays in criminal appeals. Interviews were conducted with court representatives from districts employing differing alternatives. These districts and approaches are (1) case management in the Illinois Appellate Court, Fourth District, in Springfield, (2) staff screening for submission without oral argument in the California Court of Appeals, Third District, in Sacramento, and (3) fast-tracking procedures in the Rhode Island Supreme Court. Parallel interviews were conducted in public defenders' offices in three additional locations: Colorado, the District of Columbia, and Minnesota. Questions focused on the backlogs courts were facing, the reasons for the backlogs, and the consequences. Participants were asked about the fairness and possible consequences of procedures employed by their courts and other courts in this study. Case data were acquired from court records of the Springfield, Sacramento, and Rhode Island courts. Class III

Universe: Judges, attorneys, staff, and criminal appeal cases in the California Court of Appeals, Third District, in Sacramento, the Illinois Appellate Court, Fourth District, in Springfield, and the Rhode Island Supreme Court.

Sampling: The three court districts in this study were chosen because they employed alternative procedures to reduce delays in criminal appeals, because the different

approaches were succeeding, and because the approaches were representative of alternatives in dealing with criminal appeals. Attempts were made to interview individuals in varying positions in the appeals courts.

Extent of collection: 2 data files + machine-readable documentation (text) + SAS data definition statements + SPSS data definition statements + data collection instrument

Extent of processing: CONCHK.ICPSR/
UNDOCCHK.ICPSR/ MDATA

Card image data format with SAS and SPSS data definition statements

Part 1
Appellate questionnaire data
rectangular file structure
127 cases
77 variables
79-unit-long record
3 records per case

Part 2
Case data
rectangular file structure
1,059 cases
45 variables
80-unit-long record
2 records per case

Related Publications:

- Chapper, Joy A., and Roger A. Hanson
Managing the criminal appeals process.
Washington, DC: Justice Resources, 1987.
- Hanson, Roger A., and Joy A. Chapper
Organizing the criminal appeals process: The views of judges, government attorneys and defense counsel. Washington, DC: Justice Resources, 1987.
- Chapper, Joy A., and Roger A. Hanson
How to handle criminal appeals. Washington, DC: Justice Resources, 1987.

Documentation machine-readable only

Clarke, Stevens H.

**Alaska plea bargaining study,
1974-1976**

(ICPSR 7714)

This study examines the characteristics of criminal offenders as they affect the primary outcomes of their court cases, particularly plea bargaining decisions. The study was conducted in Anchorage, Juneau, and Fairbanks,

Alaska, over a two-year period from August 1974 to August 1976. The data were collected from police booking sheets, public fingerprint files, and court dockets. The unit of observation is the felony case, i.e., a single felony charge against a single defendant. Each unit of analysis contains information about both the defendant and the charge. There are 3,586 cases. The approximately 200 variables include demographic and social characteristics of the offender, criminal history of the offender, nature of the offense, evidence, victim characteristics, and administrative factors related to the disposition of the case. Class II

Documentation machine-readable only

Clarke, Stevens H.

**Felony prosecution and sentencing in
North Carolina, 1981-1982**

(ICPSR 8307)

This study was sponsored by the U.S. Dept. of Justice, National Institute of Justice. The grant number is 80-IJ-CX-0004.

Summary: This research was designed to assess the impact of a determinant sentencing law, the Fair Sentencing Act, which became effective July 1, 1981, in North Carolina. Statewide data from 12 counties were collected on felony prosecution and sentencing from police departments, arrest reports, police investigation reports, and District and Superior Court files during a three-month period in 1979 and again in 1981. The 12 counties reflect a purposive sample of North Carolina counties and were selected on the basis of region, urbanization, and workload of the court. Variables in the dataset include information from official court records on witness testimony and quality of evidence, information from prison staff and probation/parole officers, and social, demographic, and criminal history data for defendants. In this dataset it is possible to trace defendants through the criminal justice system from arrest to disposition. The data include information on the defendant's entry point in the system, charge and charge reduction information, arraignment status, and mode and type of disposition. There is a total of four files, two data files and two containing SAS data definition statements. Each case in the 1979 and the 1981 data files represents data on an individual defendant. There are 279 variables for 1,378 cases in the 1979 data file and 322 variables for 1,280 cases in the 1981 data file. Both

data files have logical record lengths of 80 characters. Class IV

Clements, William H.

Effectiveness of client specific planning as an alternative sentence, 1981-1982: Washington, DC and Fairfax, Montgomery, and Prince George counties

(ICPSR 8943)

This study was sponsored by the U.S. Dept. of Justice, National Institute of Justice. The grant number is 85-IJ-CX-0047.

Summary: This data collection was designed to evaluate the Client Specific Planning (CSP) program of the National Center on Institutions and Alternatives (NCIA). The CSP program offers nonincarcerative sentencing options and alternatives prepared for judges and presented by an NCIA caseworker. The study measures the impact of the program on sentence length, sentence severity, the effectiveness of the program at diverting serious felony offenders from incarceration, and the rate, type, seriousness, and timing of recidivism in a 24-month post-sentence risk period. Variables are provided for each defendant on demographic characteristics, criminal history, prior counseling experiences, prior incarceration, charges and dispositions of the recidivist arrests, and types of sentencing alternatives recommended in the CSP program. Class IV

Extent of collection: 1 data file

Card image data format

rectangular file structure
258 cases
436 variables
80-unit-long record
15 records per case

Related Publication:
Clements, William H.

"The effectiveness of client specific planning as an alternative sentence" (unpublished Ph.D. dissertation). University of Delaware, 1987.

Cunniff, Mark A.

Penal code citations: Sentencing in 18 American felony courts, 1983-1984

(ICPSR 8396)

Summary: Data for this study concerning felony court sentencing practices were collected from 18 jurisdictions in 15 states. The data collection was sponsored by the U.S. Dept. of Justice, Bureau of Justice Statistics (BJS). The jurisdictions consisted of cities and counties with an average population of 886,000 persons, making them representative of urban and densely populated suburban areas. Among jurisdictions, the sentencing schemes available to the judiciary varied; both determinate and indeterminate sentencing practices are represented in the sample. The variables include information about the criminal charges, nature of convictions, sentences imposed, terms and location of prison sentences, and the age of persons sentenced. The data are arranged by jurisdiction into 18 files, each consisting of 20 variables with logical record lengths of 80 characters. The number of records per file varies from 146 to 1,384 with an average of 830 records. Class II

Extent of collection: 19 data files + machine-readable documentation + SPSS data definition statements

OSIRIS and card image data formats, with SPSS data definition statements for each

Parts 1-18
Jurisdictions 1-2, 4-15, 17-20
rectangular file structure
146 to 1,2841 cases per part
24 variables
80-unit-long record
1 record per case

Part 19
All jurisdictions
rectangular file structure
14,876 cases
24 variables
80-unit-long record
1 record per case

Cunniff, Mark A.

Sentencing outcomes in 28 felony courts, 1985 [United States]

(ICPSR 8708)

Summary: The purposes of this study are to describe sentencing outcomes in felony courts for selected serious offenses—homicide, rape, robbery, aggravated assault, burglary, larceny and drug trafficking—and establish a statistical series on sentencing outcomes in felony courts throughout the United States. The jurisdictions consist of cities and counties with an average population of 1.1 million persons. Among the jurisdictions the sentencing schemes available varied, with both determinate and indeterminate sentencing practices in operation. The study distinguishes between core informational items such as the criminal charges, the type of sentence imposed, and the terms of the prison sentence, and optional items such as the characteristics of the offense, case processing, and the defendant. Class IV

Universe: Twenty-eight jurisdictions with populations from 294,000 to 7,900,000.

Sampling: All sentences meted out in courts of general jurisdictions for seven felony offenses. Sampling was low for homicide and rape but higher for burglary, larceny, and drug trafficking. The cases are weighted by the inverse of their sampling ratio with 23,389 records adjusted to represent 71,231 weighted records.

Extent of collection: 1 data file + machine-readable documentation + SPSS data definition statements

OSIRIS and card image data formats, with SPSS data definition statements for each

rectangular file structure
23,389 cases
28 variables
130-unit-long record
2 records per case

Documentation machine-readable only

Cunniff, Mark A., and the National Association of Criminal Justice Planners

A sentencing postscript: Felony probationers under supervision in the community, 1983

(ICPSR 8647)

Summary: This study provides an overview of how the supervision of a class of felony probationers is operating as a whole in a jurisdiction, and gives a baseline against which the impacts of change to probationary supervision can be measured. The objectives of this study are to describe the demographic characteristics of probationers, the nature and level of supervision that probationers receive, the extent and types of specified conditions imposed on probationers, the degree of probationer compliance with these specified conditions, the extent to which probationers are arrested and/or subjected to probationary disciplinary hearings while under supervision, and the exit status of probationers from community supervision. Class I

Universe: Convicted adult felons sentenced to probation for the crimes of homicide, rape, robbery, aggravated assault, burglary, larceny, and drug trafficking.

Sampling: Sampling rates varied by type of crime and jurisdiction, with the desired goal of 30 cases for each type of crime in each of the jurisdictions.

Extent of collection: 4 data files + machine-readable documentation + SPSS data definition statements

OSIRIS and card image data formats, with SPSS data definition statements for each

Part 1
Probation hearings and new arrests
rectangular file structure
1,601 cases
34 variables
103-unit-long record
2 records per case

Part 2
Financial conditions
rectangular file structure
1,161 cases
35 variables
58-unit-long record
1 record per case

Part 3
Behavioral conditions
rectangular file structure
1,024 cases
21 variables
34-unit-long record
1 record per case

Part 4
Master file on probation
rectangular file structure
2,648 cases
26 variables
47-unit-long record
1 record per case

Related Publications:
Bureau of Justice Statistics
"Report to the nation on crime and justice:
The data." Washington, DC: U.S. Dept. of
Justice, 1983.

National Association of Criminal Justice
Planners
"The scales of justice: Sentencing out-
comes in 18 felony courts." Washington,
DC: National Association of Criminal Jus-
tice Planners, 1984.

Documentation machine-readable only

Feeney, Floyd

**Arrests without conviction: How often
they occur and why, 1979-1980:
Jacksonville and San Diego**

(ICPSR 8180)

This study was sponsored by the U.S. Dept. of
Justice, National Institute of Justice. The grant
number is 78-NI-AX-0116.

Summary: This data collection includes infor-
mation on robberies and burglaries in two cit-
ies, Jacksonville, Florida, and San Diego,
California. The unit of analysis is defendants
of felony cases. There are five files in the
dataset: Jacksonville robberies, (N = 200);
San Diego robberies, (N = 200); San Diego
burglaries, (N = 219); Jacksonville burglaries I,
(N = 200); and Jacksonville burglaries II,
(N = 200). The Jacksonville burglaries are di-
vided into two separate files that, after merg-
ing, form the complete dataset. Information
on each defendant includes demographics,
socioeconomic status, criminal history,
weapon usage, relationship to victim, trial pro-
cedures, and disposition. The logical record
length of each file varies: Jacksonville robber-
ies, 1,355; San Diego robberies, 1,392;

San Diego burglaries, 1,332; Jacksonville bur-
glaries I, 660; and Jacksonville burglaries II,
915. Class IV

Forst, Brian, and William Rhodes

**Sentencing in eight United States
district courts, 1973-1978**

(ICPSR 8622)

This study was sponsored by the U.S. Dept.
of Justice, National Institute of Justice. The
grant number is J-42723.

Summary: This data collection provides infor-
mation about sentencing patterns established
by the United States District Courts for fed-
eral offenses. Eleven types of crime were in-
cluded: bank robbery, embezzlement, income
tax, mail theft, forgery, drugs, random other,
false claims, homicide, bribery of a public of-
ficial, and mail fraud. There are three kinds of
data files which pertain to the eleven types of
crimes: psi files, offense files, and AO files.
The psi files describe defendant demographic
background and criminal history. The offense
files contain questions tailored to a particular
type of offense committed by a defendant
and the results of conviction and sentencing.
The AO files provide additional information on
defendants' background characteristics, court
records, and dates of court entry and exit.
This collection is one of only a few studies
that have examined federal sentencing pat-
terns, court involvement, sentencing, and
criminal histories. Class IV

Universe: All defendants sentenced in Fed-
eral District Courts from 1973-1978 for 11 se-
lected offenses.

Sampling: The eight districts were selected to
represent some degree of geographic spread
and variation in size. The most recent 120
presentence investigation reports per offense
from each of the five largest districts were se-
lected and the most recent 40 presentence in-
vestigation reports were chosen.

Note: Certain variables have been blanked
for reasons of confidentiality.

Extent of collection: 27 data files + SPSS
data definition statements

Logical record length data format with SPSS
data definition statements

Parts 1-11

PSI Files

rectangular file structure
154 to 751 cases per part
187 variables
326-unit-long record
1 record per case

Parts 12-23

Offense Files

rectangular file structure
154 to 751 cases per part
6 to 115 variables per part
15- to 494-unit-long records per part
1 record per case

Parts 24-27

AO Files

rectangular file structure
744 to 4,728 cases per part
28 variables
86-unit-long record
1 record per case

Related Publications:

Bartolomeo, John

"Judicial reactions to sentencing guidelines." Washington, DC: Dept. of Justice, 1981.

Bartolomeo, John, et al.

"Sentencing decision making: The logic of sentence decisions and the extent and sources of sentence decisions." Washington, DC: Dept. of Justice, 1981.

Campbell, Davidson, Janet McKernan, and Mary Laing-McKernan

"Data documentation for the analysis of federal sentencing decisions." Washington, DC: Institute for Law and Social Research, 1980.

Goldkamp, John S., and Michael R. Gottfredson

Judicial decision guidelines for bail: The Philadelphia experiment, 1981-1982

(ICPSR 8358)

This study was sponsored by the U.S. Dept. of Justice, National Institute of Justice. The grant number is 81-IJR-0027.

Summary: The purpose of this study was to test the utility of a first version of bail guidelines. An experimental research approach was selected. A sample of judges, based upon a stratified quota sampling design, were

selected from the Philadelphia Municipal Court. Eight judges were randomly selected to use guidelines or be "experimental judges"; and eight were randomly selected to be non-guidelines or "control judges." Data were taken from defendant's files and include number of suspects involved, number of different offenses charged, most serious injury experienced by the victim(s), preliminary arraignment disposition, amount of bail, socioeconomic status and demographics of the defendant, prior criminal history, and reason for granting or denying bail. There are two files in this data collection. The first contains SPSS data definition statements and the second contains data for the 1,920 cases; each case has 10 records of data. Both files have logical record lengths of 80 characters. Class IV

Hindus, Michael S.

Slave trials in Anderson and Spartanburg counties, South Carolina, 1818-1861

(ICPSR 8674)

Summary: This dataset is part of a larger data collection effort conducted by the principal investigator to study crime, justice, and penal reform in Massachusetts and South Carolina from 1760 to 1880. Data are presented in this file on over 600 slave trials in two counties of antebellum South Carolina from 1818-1861. The data were obtained from the Anderson and Spartanburg counties surviving public records of the Courts of Magistrates and Freeholders. Included are variables documenting the accused crime, verdict, punishment, and item stolen (if applicable), as well as the defendant's name, sex, status, owner, and date of the trial. Class IV

Universe: Male and female slaves tried for accused crimes in Spartanburg and Anderson counties, South Carolina.

Note: The data contain blanks.

Extent of collection: 1 data file

Card image data format

rectangular file structure
1,086 cases
16 variables
80-unit-long record
1 record per case

Institute for Law and Social Research, Inc.

Prosecutors management and information system (PROMIS) data, Washington, DC, 1974-1975

(ICPSR 7643)

These data were generated by the operation of the Prosecutors Management Information System and contain information on all cases and defendants brought to the Superior Court Division of the United States Attorney's Office for the District of Columbia. The data were prepared for public release by the Institute for Law and Social Research, Washington, DC. The data collection effort was sponsored by the U.S. Dept. of Justice, Bureau of Justice Statistics (BJS). The dataset contains selected variables including type and gravity of the crime, a score reflecting the defendant's past criminal record, and detailed information of the administration of each case. The 1974 data include only sentencing information. The 1974 dataset contains 295 variables for 17,534 cases and the 1975 data have 293 variables for 18,893 cases. Class II

Institute for Law and Social Research, Inc.

Prosecutors management and information system (PROMIS), New Orleans, 1979

(ICPSR 8219)

Prosecutors management and information system (PROMIS), Rhode Island, 1979

(ICPSR 8288)

Prosecutors management and information system (PROMIS), St. Louis, 1979

(ICPSR 8225)

The Prosecutors Management and Information System (PROMIS) is a computer-based management information system for public prosecution agencies. PROMIS was initially developed with funds from the U.S. Dept. of Justice, Bureau of Justice Statistics (BJS) to cope with the problems of a large, urban prosecution agency where mass production operations have superseded the traditional practice of a single attorney preparing and prosecuting a given case from inception to final disposition. The combination of massive

volumes of cases and the assembly line fragmentation of responsibility and control have created a situation where one case is indistinguishable from another and where the effects of problems at various points or stages in the assembly line on ultimate case disposition go undetected and uncorrected. One unique feature of PROMIS which addresses these problems is the automated evaluation of cases. Through the application of a uniform set of criteria, PROMIS assigns two numerical ratings to each case: one signifying the gravity of the crime through a measurement of the amount of harm done to society, and the other signifying the gravity of the prior criminal record of the accused. These ratings make it possible to select the more important cases for intensive, pretrial preparation and to assure even-handed treatment of cases of like gravity. A complementary feature of PROMIS is the automation of reasons for decisions made or actions taken along the assembly line. Reasons for dismissing cases prior to trial on their merits can be related to earlier cycles of postponements for various reasons and to the reasoning behind intake and screening decisions. The PROMIS dataset also includes information about the defendant; case characteristics and processes; charge, sentencing, and continuance processes; and the witnesses/victims involved with a case. PROMIS was first used in 1971 in the U.S. Attorney's Office for the District of Columbia. To enhance the ability to transfer the PROMIS concepts and software to other communities, LEAA awarded a grant to the Institute for Law and Social Research (INSLAW) in Washington, DC.

The New Orleans PROMIS dataset is one product of this grant. The New Orleans PROMIS dataset is organized in a hierarchical data structure with over 88,000 records and a total of six records per case. Each record includes data about a particular aspect of a case including data about the (1) defendant (about 12 variables); (2) case (about 72 variables); (3) charges (about 26 variables); (4) sentencing (about 18 variables); (5) continuances (about 16 variables); and (6) witnesses/victims (about 18 variables).

The St. Louis and Rhode Island data structures also are organized into hierarchical data structures and have over 109,000 and 98,000 records, respectively. There are six records per case. Each record includes data about a particular aspect of a case including data about the (1) defendant (14 variables for Rhode Island; 16 variables for St. Louis); (2) case (about 131 variables for Rhode Island; 80 variables for St. Louis); (3) charges (about 32 variables for

Rhode Island and St. Louis); (4) sentencing (about 24 variables for Rhode Island and St. Louis); (5) continuance (about 27 variables for Rhode Island; 21 for St. Louis); and (6) witness/victims (about 17 variables for Rhode Island; 15 for St. Louis). The data for both collections are variably blocked. Class II

Documentation machine-readable only

Kerstetter, Wayne A.

Evaluation of pretrial settlement conference, Dade County, Florida, criminal court, 1979

(ICPSR 7710)

This study was sponsored by the U.S. Dept. of Justice, National Institute of Justice. The grant number is 76-NI-99-0088.

Summary: This study reports on the implementation of a proposal to involve, on a voluntary basis, victims, defendants, and police in judicial plea negotiation conferences in Dade County, Florida. Parts 1-3 (Defendants, Victims and Police Files) consist of questionnaires given to victims, defendants, and police. The questionnaires, administered during 20-minute interviews, were conducted after the case had been completed. The interview instruments were designed to collect data on three major issues: first, the extent to which respondents reported participation in the processing of their cases; second, respondents' knowledge of the way their cases were processed; and third, respondents' views of the criminal justice system. Part 4 is a Conference Observation File. During the pretrial settlement conference, an observer wrote in sequence as much as possible of the verbal behavior. After the session the observer made some subjective ratings, provided descriptive data about the conclusion of the session, and classified comments into one of the eight substantive categories: (1) Facts of the Case, (2) Prior Record, (3) Law and Practices, (4) Maximum Sentence, (5) Prediction of Trial Outcome, (6) Conference Precedent, (7) Personal Background History, and (8) Recommendations. Part 5 is the Case Information File. Case information was drawn from court records. It included information on the type of case, number of charges, sentence type, sentence severity (stated and perceived), seriousness of offense, date of arrest, date of arraignment, date of conference, prior incarceration, and defendant background information. There are 91 variables

for 1,073 cases in the Case Information File, 215 variables for 533 cases in the Conference Observation File, 140 variables for 320 cases in the Defendant File, 153 variables for 353 cases in the Victim File, and 95 variables for 431 cases in the Police File. Class II

Documentation machine-readable only

Kritzer, Herbert M., David M. Trubek, William L.F. Felstiner, Joel B. Grossman, and Austin Sarat

Civil litigation in the United States, 1977-1979

(ICPSR 7994)

This study was sponsored by the U.S. Dept. of Justice, National Institute of Justice. The grant number is 82-IJ-CX-0003.

Summary: The Civil Litigation Research Project, based at the University of Wisconsin Law School, was organized in 1979. The major goals of the project were the development of a large database on dispute processing and litigation and the collection of information on the costs of civil litigation. Data were gathered on topics such as negotiation proceedings, relationship between the lawyer and the client, and organizations' influence on the outcome of a dispute. Class IV

Note: The unit of analysis is the "dispute" or "case". The data collection consists of five files, the first two of which are hierarchical and variably blocked and the last three of which are rectangular. In Part 1, there are 75,996 records generated from data gathered on approximately 4,050 disputes. The number of records per case varies depending upon the characteristics of the dispute. There are 40 possible record types that may describe a dispute. Examples include (1) "institutional" records, which record the basic events that transpired during a case, (2) "appeals" records, which document the events surrounding the appeal of a case, and (3) the "relations with opponent" records, which provide data on the nature of the relationship between the opposing parties in a dispute. The average record length for Part 1 is 142 characters, and the maximum record length is 1,029 characters. In Part 2, the microcomputer version of the dataset described above, there are 89,607 records generated from the same 4,050 disputes. The average

record length is 112 characteristics with the maximum length being 249 characters. Parts 1 and 2 are documented by the same codebook. Column locations for the first record of the twelfth record type in the microcomputer data should be increased by 13 to match the data. The other records in this group are correctly documented.

Sampling: A random-digit dialing scheme was employed for the screener surveys, and varying types of sampling designs were used for courts and institutions. See pages 0-7 through 0-11 of the Comprehensive Datafile codebook for complete details of sampling procedures.

Universe: Disputes processed in the United States by courts and by alternative third party institutions, and those processed bilaterally, i.e., without the involvement of a third party.

Extent of collection: 5 data files + machine-readable documentation

Logical record length data format

Part 1

Comprehensive civil litigation reports for mainframe computers
hierarchical file structure (variable blocked format)
2,000 variables

Part 2

Comprehensive civil litigation reports for micro computers
hierarchical file structure (variable blocked format)
2,000 variables

Part 3

Household screener
rectangular file structure
5,202 cases
1,874 variables
4,371-unit-long record
1 record per case

Part 4

Organizational screener
rectangular file structure
1,516 cases
742 variables
160-unit-long-record
1 record per case

Part 5

Dispute survey open-ended questions
20,402 cases
80-unit-long record
1 record per case

Documentation machine-readable only

Lind, Allan E., Deborah R. Hensler, et al.

Survey of tort litigants in three state courts, 1989-1990: [United States]

(ICPSR 9699)

Summary: This survey examines the experiences of tort litigants in three state courts: (1) Bucks County, Pennsylvania, (2) Prince George's County, Maryland, and (3) Fairfax County, Virginia. The survey was administered using a Computer Assisted Telephone Interviewing (CATI) system. The most critical aspect of the CATI skip logic is that respondents were interviewed using different modules depending on their role in the dispute (plaintiff vs. defendant), the state/county, and the mode of resolution of their lawsuit. Questions were asked about the nature of the dispute, the plaintiff's financial losses, the defendant's report of damages claimed, events leading up to the lawsuit and finding a lawyer, arbitration cases, settlement conference cases, trial cases, bilateral settlement cases, costs of the lawsuit, social background, and overall evaluation of the experience. Class IV

Extent of collection: 2 data files + machine-readable documentation (text)

Extent of processing: MDATA

Card image (Part 2) and logical record length (Part 3) data formats

Part 1

Variable list for litigant survey
66-unit-long record

Part 2

Litigant survey CATI items
rectangular file structure
406 cases
approx. 602 variables
77-unit-long record
16 records per case

Part 3

Special derived variables
rectangular file structure
286 cases
8 variables
17-unit-long record
1 record per case

Related Publications:

Lind, Allan E., et al.

"The perception of justice: Tort litigants' views of trials, court-annexed arbitration, and judicial settlement conferences." Santa Monica, CA: The RAND Corporation, 1989.

Lind, Allan E., et al.

"In the eye of the beholder: Tort litigants' evaluations of their experiences in the civil justice system." *Law and Society Review* 24 (1990), 953-996.

Documentation machine-readable only

Loftin, Colin, and Milton Heumann

**Firearms violence and the Michigan
Felony Firearm Law: Detroit, 1976-1978**

(ICPSR 8509)

This study was sponsored by the United States Dept. of Justice, National Institute of Justice. The grant numbers are 78-NI-AX-0021 and 79-NI-AX-0094.

Summary: This study gauges the impact of the Michigan Firearm Law on the processing of defendants in Detroit's Recorder's Court. Most variables in the study focus on the defendant and court processing decisions made at different stages. Special attention was given to determining the presence and use of firearms and other weapons in each offense. Variables include gender of the defendant, race of the defendant, original charges, type of counsel, amount of bail, felony firearm charges, number of convictions, race of victim, firearm used, judge, and sentence. Class III

Universe: All defendants listed in Recorder's Court Docket Control records who were arraigned for a violent felony.

Extent of collection: 1 data file

OSIRIS and card image data formats

rectangular file structure
8,414 cases
73 variables
175-unit-long record
3 records per case

Related Publications:

Heumann, Milton, and Colin Loftin

"Mandatory sentencing and the abolition of plea bargaining." *Law and Society Review* 13 (1979), 393-430.

Loftin, Colin, Milton Heumann, and David McDowall

"Mandatory sentencing and firearms violence: Evaluating an alternative to gun control." *Law and Society Review* 17 (1983), 287-318.

Marvell, Thomas B., and Carlisle E. Moody, Jr.

**Impact of sentencing reforms and
speedy trial laws in the United States,
1969-1989**

(ICPSR 9736)

This study was sponsored by the U.S. Dept. of Justice, National Institute of Justice. The grant number is 88-IJ-CX-0045.

Summary: The certainty and promptness of punishment have long been hypothesized to be important variables in deterring crime. This data collection evaluates whether sentencing reforms to enhance certainty of punishment and speedy trial laws to enhance promptness of punishment affected crime rates, prison admissions, and prison populations. Variables include state, year, crime reports, economic conditions, population (including age structure), prison population, prison releases, and prison admissions. The unit of observation is the state by the year. Class IV

Universe: The population of the United States during 1969-1989.

Sampling: The data collection is a pooled cross-sectional time series in 50 states for the period 1969-1989.

Note: This collection contains two 87-character records per case.

Extent of collection: 1 data file + data collection instrument

Extent of processing: UNDOCCHK.PR

Logical record length data format

rectangular file structure
1,050 cases
31 variables
87-unit-long record
2 records per case

Related Publication:

Marvell, Thomas B., and Carlisle E. Moody, Jr.
"Ultimate impacts of sentencing reforms and speedy trial laws" (final report). Washington, DC: National Institute of Justice, 1991.

Miethé, Terance D., and Charles A. Moore

Evaluation of Minnesota's felony sentencing guidelines, 1978-1984

(ICPSR 9235)

This study was sponsored by the U.S. Dept. of Justice, National Institute of Justice. The grant number is 85-U-CX-0054.

Summary: This data collection gauges the effects of the Minnesota felony sentencing guidelines on prosecutorial charging practices, plea negotiations, and sentencing decisions. The collection provides primary sources for evaluating the statewide changes in the determinants of charging and sentencing decisions after the sentencing guidelines were enacted. In addition, the data files provide information on offender, offense, and various case processing characteristics. Class IV

Universe: Convicted defendants in Minnesota.

Sampling: The two data files represent two different samples. The statewide file contains all of the convictions in the state of Minnesota during the years studied. The county file is a random sample from case files of convicted felons who were sentenced during the study period in eight Minnesota counties.

Note: The statewide defendants file contains information on offender's demographic characteristics, year of disposition, descriptions of the convicted offense, criminal history scores, types of sentence imposed, the presumptive disposition and duration of confinement, dispositional location in the sentencing grid of the guidelines, and types of dispositional departure from presumptive sentences. Variables in the eight-county sample data are similar to those available in the statewide data. However, the county sample data contain additional information on characteristics of cases and case processing variables such

as whether the defendant was convicted of multiple behavioral incidents and various types of plea bargaining.

Extent of collection: 2 data files + machine-readable documentation

Logical record length data format

Part 1

County raw data file
rectangular file structure
6,525 cases
37 variables
265-unit-long record
1 record per case

Part 2

Statewide raw data file
rectangular file structure
19,687 cases
27 variables
142-unit-long record
1 record per case

Related Publications:

Miethé, T.D.

"Charges and plea bargaining practices under determinate sentencing: An investigation of the hydraulic displacement of discretion." *Journal of Criminal Law and Criminology* 78 (1987), 101-122.

Miethé, T.D., and C.A. Moore

"Evaluation of Minnesota's felony sentencing guidelines." Washington, DC: Final report submitted to the National Institute of Justice, 1987.

Moore, C.A., and T.D. Miethé

"Regulated and non-regulated sentencing decisions: An analysis of first-year practices under Minnesota's felony sentencing guidelines." *Law and Society Review* 20 (1986), 253-277.

Documentation machine-readable only

Miller, Herbert S., William F. McDonald, and James A. Cramer

Plea bargaining in the United States, 1978

(ICPSR 7775)

This study was sponsored by the U.S. Dept. of Justice, National Institute of Justice. The grant number is 77-NJ-99-0049.

Summary: This study was conducted in 1978 at the Institute of Criminal Law and Procedure

of the Georgetown University Law Center. The study consists of three files. The first contains information from 3,397 case files in six U.S. cities. The 63 variables include demographic information on the accused and the victim, past record of the accused, seriousness of the offense, pleas entered, speed of trial process, and sentencing. The second file contains information gathered from in-court observations focusing on the formal supervision of plea bargaining by judges. There are approximately 33 variables for each of the 711 court observations. The third file consists of the results of a plea bargaining simulation game. There are 17 variables for each of the 479 cases in the file. Class IV

Nagel, Stuart S.

Search and seizure data, 1963

(ICPSR 7539)

The data were obtained in 1963 by mailed questionnaires to one police chief, prosecutor, trial court judge, defense attorney, and ACLU official in each of the 50 states. Questions were asked concerning the practices of various criminal justice decision-makers in the handling of search and seizure evidence since the 1961 Supreme Court decision requiring all states to exclude illegally seized evidence from courtroom proceedings. Questions were also asked concerning the knowledge and values of the respondents, and the use of civil and legal action to deter illegal searches. Of the 250 questionnaire recipients, 113 or 45 percent sent back useable questionnaires. Class IV

Related Publications:

Nagel, Stuart S.

"Testing the effects of excluding illegally seized evidence." *Wisconsin Law Review* (1965), 283-310.

Nagel, Stuart S.

The legal process from a behavioral perspective. Dorsay Press, 1969.

Nagel, Stuart S., Thomas Eimmermann, and Kathleen Reinbolt

Free press, fair trial data, 1970

(ICPSR 7541)

The data were obtained in 1970 by mailing 600 questionnaires to newspaper editors, po-

lice chiefs, prosecuting attorneys and defense attorneys from a sample of 166 cities across the country. Questions asked mainly concerned: (1) the degree of pretrial press publicity in pending criminal cases, (2) relevant attitudes, especially concerning ways of reducing the adverse effects of pretrial publicity while still having an informed public, and (3) prevailing procedures by editors, police, prosecutors, defense attorneys, and judges. Fifty-four percent of the newspaper editors, 65 percent of the police chiefs, 50 percent of the prosecuting attorneys, and 48 percent of the defense attorneys, representing all 50 states, responded. Class IV

Related Publications:

Nagel, Stuart S., K. Reinbolt, and T. Eimmermann

"A linear programming approach to problems of conflicting legal values like free press versus fair trial." *Rutgers Journal of Computers and the Law* (1975).

Nagel, Stuart S., K. Reinbolt, and T. Eimmermann

"Free press-fair trial controversy: Using empirical analysis to strike a desirable balance." *St. Louis University Law Journal* (1976).

Nagel, Stuart S., Paul Wice, and Marian Neff

Pretrial release data, 1969

(ICPSR 7538)

The survey involved asking police chiefs, judges, prosecutors, defense attorneys and bail project directors in 80 cities a variety of questions concerning the processing of arrested persons prior to trial. The research objectives included: (1) developing a model designed to determine the optimum percentage of defendants to hold prior to trial, (2) developing a model designed to make decisions on whether a defendant should be released or held in jail prior to trial, (3) comparing cities having bail reform projects with cities not having them, (4) comparing cities that require arrested persons to provide 100 percent of the bond with cities requiring 100 percent of the bond, and (5) determining the causes and effects of variations across cities in the percentage of defendants held in jail prior to trial. The data were obtained by mailing 280 questionnaires to judges, prosecutors, defense attorneys and bail project directors in 80 cities. A total of 156 respondents, or 56 percent, sent back useable questionnaires. The questionnaire recipients were determined by consulting directories such as the American Bar

Association Criminal Law Directory and the Martindale-Hubbell Legal Directory. Class IV

Related Publications:

Nagel, Stuart S., P. Wice, and M. Neff
Too much or too little policy: The example of pretrial release. Sage Publications, 1977.

Nagel, Stuart S., and M. Neff
Legal policy analysis: Finding an optimum level or mix. Lexington-Heath, 1977.

Nardulli, Peter, James Eisenstein, and Roy B. Fleming

Comparing court case processing in nine courts, 1979-1980

(ICPSR 8621)

This study was sponsored by the U.S. Dept. of Justice, National Institute of Justice. The grant number is 81-IJ-CX-0027.

Summary: This study looks at the characteristics of officials who are involved in court case processing. Data were collected on cases and defendants, the officials involved in the cases, personality characteristics of officials, and the perceptions that these officials have of each other. Class IV

Universe: Defendants in Michigan, Illinois, and Pennsylvania.

Sampling: Three counties in three states with populations between 100,000 and 1,000,000 in Michigan, Illinois, and Pennsylvania.

Extent of collection: 1 data file + SPSS data definition statements

Card image data format

rectangular file structure
7,475 cases
264 variables
80-unit-long record
27 records per case

Related Publications:

Nardulli, Peter F., James Eisenstein, and Roy B. Fleming
"Sentencing as a sociopolitical process: Environmental, contextual, and individual level dimensions." Unpublished final report submitted to the National Institute of Justice, June 30, 1983.

Eisenstein, James, Peter F. Nardulli, and Roy B. Fleming

"Interim report: Explaining and assessing criminal case disposition: A comparative study of nine counties." Unpublished report submitted to the National Institute of Justice, August 31, 1982.

National Center for State Courts

Criminal case processing in metropolitan courts, 1976

(ICPSR 7750)

In 1977, the National Center for State Courts, in cooperation with the National Conference of Metropolitan Courts, began a research and demonstration project on delay in major metropolitan courts. The objectives were: (1) to determine the scope and extent of delay in such courts, (2) to identify factors associated with delay, and (3) to suggest and ultimately test techniques which might work to reduce delay. The variables include geographic location, disposition type, most serious charge against defendant, and dates of arrest, trial, disposition, and sentencing. There are 10,476 records in the data file and 14 variables. Class I

Documentation machine-readable only

Pretrial Services Resource Center

National pretrial reporting program

This data collection effort was undertaken to determine whether accurate and comprehensive pretrial data can be collected at the local level and subsequently aggregated at the state and federal levels. The data contained in this collection provide a picture of felony defendants' movements through the criminal courts. Offenses were recoded into 14 broad categories that conform to the Bureau of Justice Statistics' crime definitions. Other variables include sex, race, age, prior record, relationship to criminal justice system at the time of the offense, pretrial release, detention decisions, court appearances, pretrial rearrest, adjudication, and sentencing. The unit of analysis is the defendant. Class II

Universe: Felony court filings during a given month in the 75 most populous counties in the United States.

Sampling: In a two-stage sampling process, the first stage was a stratified sample to select 40 of the 75 most populous counties, and the second stage was a systematic sample of defendants based on felony filings within each selected county.

National pretrial reporting program, 1988-1989

(ICPSR 9508)

Extent of collection: 1 data file + machine-readable documentation (text) + SAS data definition statements + SPSS data definition statements + data collection instrument

Extent of processing: CONCHK.PR/ CONCHK.PR/ MDATA/ UNDOCCHK.PR/ UNDOCCHK.ICPSR/ RECODE

Logical record length data format with SAS and SPSS data definition statements

rectangular file structure
11,063 cases
74 variables
252-unit-long record
1 record per case

Documentation machine-readable only

National pretrial reporting program, 1990-1991

(ICPSR 6136)

Extent of collection: 1 data file + machine-readable documentation (text) + SAS data definition statements + SPSS data definition statements + data collection instrument

Extent of processing: MDATA/ UNDOCCHK.ICPSR

Logical record length data format with SAS and SPSS data definition statements

rectangular file structure
13,597 cases
149 variables
479-unit-long record
1 record per case

Documentation machine-readable only

National pretrial reporting program, 1992-1993

(ICPSR 6489)

Extent of collection: 1 data file + machine-readable documentation (text) + SAS data definition statements + SPSS data definition statements + data collection instrument

Extent of processing: CDBK.ICPSR/ CONCHK.PR/ DDEF.ICPSR/ MDATA.ICPSR/ RECODE/ UNDOCCHK.ICPSR/ SCAN

Logical record length data format with SAS and SPSS data definition statements

rectangular file structure
13,206 cases
122 variables
488-unit-long record
1 record per case

Documentation machine-readable only

Runyan, Desmond K., Mark D. Everson, Wanda M. Hunter, and Nancy M.P. King

Impact of the court process on sexually abused children in North Carolina, 1983-1986

(ICPSR 9985) (Diskette D00062)

This study was sponsored by the U.S. Dept. of Justice, National Institute of Justice. The grant number is 85-IJ-CX-0066.

Summary: This data collection examines the psychological impact of judicial processes on child sexual abuse victims. More specifically, it provides information on how sexual abuse and the subsequent judicial processes affect the mental health functioning of child victims by assessing the impact of (1) additional harm to victims from out-of-home placement, (2) criminal prosecution of the offender/family member, (3) subject testimony in juvenile or criminal court, and (4) family and professional support for the children. Children were enrolled in the study at the time that social services personnel substantiated claims of sexual abuse, and they were followed for a period of 18 months. Assessments of the mental health functioning of the children were made at the time of initial investigation, five months later, and 18 months later, using a combination of self-reports, parent and teacher reports, and psychological tests. After obtaining informed

consent from the parent or guardian, each child was interviewed using a structured psychiatric inventory. The specific impacts of the various judicial processes or interventions under study were examined through comparisons of subgroups of the sample that did and did not experience particular interventions. The interventions included social services investigation, court process, foster placement, and psychological therapy. Other information in the file includes the type of sexual abuse experienced, judicial interventions the child experienced, and the child's level of depression, anxiety, and social adjustment. Demographic variables include age, sex, and race. Class IV

Universe: Victims of intrafamilial sexual abuse 6 to 17 years old in North Carolina for whom substantiated claims with social services agencies were registered.

Sampling: Referrals from county social service agencies.

Note: Initial data covered 100 respondents but complete 18-month data exist on only 62 subjects. Respondents who dropped out may not be comparable to those who remained in the study.

Extent of collection: 1 data file + machine-readable documentation (text) + data collection instrument + SAS data definition statements + SPSS data definition statements

Extent of processing: UNDOCCHK.PR/MDATA

Card image data format with SAS and SPSS data definition statements

rectangular file structure

100 cases

1,033 variables

80-unit-long record

23 records per case

Related Publications:

Hunter, W.M., M. Coulter, D. Runyan, and M.D. Everson

"Determinants of placement for sexually abused children." *Child Abuse and Neglect* 14,3 (1990), 407-417.

Hunter, Wanda M., Desmond K. Runyan, and Mark D. Everson

"Maternal support following disclosure of incest." *American Journal of Orthopsychiatry* 59 (April 1989), 197-207.

King, N.M.P., W.M. Hunter, and D. Runyan
"Going to court: The experience of child victims of intrafamilial sexual abuse." *Journal of Health Politics, Policy and Law* 49 (1988), 705-721.

Documentation machine-readable only

Sipes, Dale Anne, and Mary Elsner Oram

Analyzing trial time in California, Colorado, and New Jersey, 1986

(ICPSR 9223)

This study was sponsored by the U.S. Dept. of Justice, National Institute of Justice. The grant number is 85-IJ-CX-0044.

Summary: This study of nine courts was undertaken to identify procedural factors that can be used to reduce the length of criminal and civil trials without impairing fairness. The data collection provides direct information on the actual amount of time consumed by various trial segments and the perceived length of trial segments as gauged by judges and attorneys. In addition, data are supplied on the legal community's attitudes toward existing trial length, reasons for it, and judicial control over it. The trial case file contains information on types of cases and trials, estimated trial length, type of disposition, type of defense attorney, number of claims, cross-claims and counterclaims, number of exhibits introduced, number of expert and lay witnesses called by the defense, number of peremptory challenges, and day and time the trial ended. The questionnaire data contain information on professional experiences, number of cases tried per month, opinions about time consumed by each segment of the trial, estimated time used in each segment, and attitudes toward judicial control over the trial length. Class IV

Universe: Civil and criminal trial cases, trial judges, and civil and criminal attorneys in California, Colorado, and New Jersey.

Sampling: There are two samples. In the trial case sample, cases were obtained from a convenience sample of ongoing trials heard during March 1986-January 1987 in three counties in each of the three states. For the survey, mailing lists of judges, civil plaintiff's attorneys, private criminal defense attorneys, criminal prosecutors, and public defenders were obtained from the court administrator's office at each site. Completed surveys were received from 57 judges (50 percent

response rate), 197 criminal attorneys (47 percent) and 131 civil attorneys (38 percent).

Extent of collection: 5 data files + SPSS data definition statements

Card image data format

Part 1

Civil trial file

rectangular file structure
827 cases
172 variables
80-unit-long record
7 records per case

Part 2

Criminal trial file

rectangular file structure
624 cases
172 variables
80-unit-long record
7 records per case

Part 3

Judge survey file

rectangular file structure
57 cases
150 variables
80-unit-long record
4 records per case

Part 4

Criminal attorney survey file

rectangular file structure
197 cases
78 variables
80-unit-long record
2 records per case

Part 5

Civil attorney survey file

rectangular file structure
131 cases
78 variables
80-unit-long record
3 records per case

Related Publication:

Sipes, D.A., and M.E. Oram

"On trial: The length of civil and criminal trials." Williamsburg, VA: National Center for State Courts, 1988.

Sparks, Richard F.

Massachusetts statewide criminal justice guidelines evaluation, 1979: Sentencing data

(ICPSR 7909)

This study was sponsored by the U.S. Dept. of Justice, National Institute of Justice. The grant number is 78-NI-AX-0147.

Summary: The Evaluation of Statewide Sentencing Guidelines project was established to study the development, implementation, and use of state-wide sentencing guidelines and to report on the perceptions of criminal justice system personnel and inmates regarding those guidelines. The project was carried out by the Rutgers University School of Criminal Justice from October 1978 to June 1981. The Massachusetts Sentencing Data contains information on a random sample of 1,440 convicted defendants sentenced in the Massachusetts Superior Court between November 1977, and October 1978. The sample represents approximately one third of the actual number of defendants sentenced in the Massachusetts Superior Court during a one-year period. The cases were selected and coded by the Massachusetts Sentencing Guidelines project during 1979. The 128 variables include information about each defendant's social and economic background, juvenile and adult criminal history, characteristics of the current offense, and the elements of the disposition of the current offense. Data are available in card image format with three records per case. Class IV

Sparks, Richard F.

New Jersey statewide criminal justice guidelines evaluation, 1979

(ICPSR 7910)

New Jersey statewide criminal justice guidelines evaluation, 1980: Inmate survey data

(ICPSR 7911)

The Evaluation of Statewide Sentencing Guidelines project was established to study the development, implementation, and use of statewide sentencing guidelines and to report on the perceptions of criminal justice system personnel and inmates regarding those guidelines. Funded by the National Institute of Law Enforcement and Criminal

Justice, the project was carried out by the Rutgers University School of Criminal Justice from October 1978 to June 1981. One part of the research consisted of interviewing inmates about their attitudes toward the relative seriousness of offenses, severity of punishments, appropriate penalties for various kinds of crimes, and about their perceptions of sentencing guidelines as a tool to structure judicial sentencing decisions. The 1979 New Jersey inmate data are in two files: Inmate Background Data and Inmate Survey Data. The Inmate Background Data file includes 25 variables containing socioeconomic, residential, and current and prior criminal history information on a random sample of 226 Rahway New Jersey State Prison inmates. Background information was collected for all of the inmates selected to participate in the 1979 New Jersey inmate survey. However, not all of inmates selected agreed to be interviewed when the actual survey was conducted. The inmate background data file, therefore, includes information on both survey respondents and nonrespondents. The Inmate Survey Data file contains information on 146 inmates. Frequency distributions for the 209 variables are included in this documentation, as is the survey instrument. Both the Inmate Background Data and the Inmate Survey Data are available in card image format, with one and five records per case, respectively. The 1980 New Jersey Inmate Survey Data includes 191 variables for each of 157 inmates interviewed. The frequency distributions and survey instrument are included in this documentation. The data are available in card image format with four records per case. Class IV

Toborg, Mary A.

Pretrial release practices in the United States, 1976-1978

(ICPSR 7972)

This study was sponsored by the U.S. Dept. of Justice, National Institute of Justice. The grant number is 79-NI-AX-0038.

Summary: This is Phase II of a larger project to evaluate pretrial release practices. This study focuses on four major topics: release—rates and types of releases, defendant or case characteristics and their impact on the release decision; court appearance—extent to which released defendants appear in court, factors associated with defendants' failure to appear in court; pretrial criminality—the number of re-arrests during the pretrial period and the factors predicting re-arrest, charges and

rates of conviction for crimes committed during the pretrial period; and impact of pretrial release programs—effect of programs on release decisions and on behavior of defendants. The study is limited to adult defendants processed through state and local trial courts, and to pretrial release rather than pretrial intervention or diversion programs. Part 1 is an analysis of release practices and outcomes in eight jurisdictions (Baltimore City and Baltimore County, Maryland; Washington, DC; Dade County, Florida; Jefferson County, Kentucky; Pima County, Arizona; Santa Cruz County, California; and Santa Clara County, California). The pretrial release "delivery systems," that is, the major steps, individuals, and organizations in the pretrial release process, were analyzed in each jurisdiction. Additionally, a sample of defendants from each site was studied from point of arrest to final case disposition and sentencing. Part 2 of this study examines the impact of the existence of pretrial release programs on release, court appearance, and pretrial release outcomes. For this, an experimental design was used to compare a group of defendants who participated in a pretrial release program with a control group who did not. Experiments were conducted in Pima County (Tucson), Arizona; Baltimore City, Maryland; Lincoln, Nebraska; and Jefferson County (Beaumont-Port Arthur), Texas. In Tucson, separate experiments were conducted for felony and misdemeanor cases. The data and documentation are available in OSIRIS and card image formats. Part 1 contains 223 variables for 3,410 records with a logical record length of 362 characters. Part 2 contains 274 variables for 1,598 records with a logical record length of 428 characters. Class II

Welch, Susan, and Cassia Spohn

Effects of prior record in sentencing research in a large northeastern city, 1968-1979: [United States]

(ICPSR 8929)

This study was sponsored by the U.S. Dept. of Justice, National Institute of Justice. The grant number is 84-IJ-CX-0035.

Summary: This data collection examines the impact of defendants' prior criminal records on the sentencing of male and female defendants committing violent and nonviolent crimes. The collection also provides data on which types of prior records most influenced the sentencing judges. Variables deal specifically with the defendant, the judge and the

characteristics of the current case. Only cases that fell into one of the 14 categories of common offenses were included. These offenses were murder, manslaughter, rape, robbery, assault, minor assault, burglary, auto theft, embezzlement, receiving stolen property, forgery, sex offenses other than rape, drug possession, and driving while intoxicated. Class IV

Universe: All defendants in felony cases heard between 1968 and 1979 in a large Northeastern city.

Sampling: Random sample of convicted defendants selected from a larger sample. The sample was stratified by the gender of the judge with sampling fractions of .2 for male and 1.0 for female judges, yielding a larger number of female judges in the final sample.

Extent of collection: 1 data file

Card image data format

rectangular file structure

5,562 cases

19 variables

80-unit-long record

1 record per case

Related Publications:

Gruhl, J., C. Spohn, and S. Welch

"Women as policymakers: The case of trial judges." *American Journal of Political Science* 25 (1981), 308-322.

Spohn, C., and S. Welch

"The effect of prior record in sentencing research: An examination of the assumption that any measure is adequate." *Justice Quarterly* 4 (1987), 287-302.

Uhlman, Thomas M.

"The impact of defendant race in trial-court sanctioning decisions." In John A. Gardiner (ed.), *Public Law and Public Policy*. New York, NY: Praeger, 1977.

SEE ALSO...

The following data collection contains information related to topics covered in this chapter. For a full description of this study, consult the chapter indicated.

McDonald, William F., Lonnie A. Athens, and Thomas J. Minton. **Repeat offender laws in the United States: Forms, uses, and perceived value, 1983 (ICPSR 9328)**
See VII. Criminal justice system

VI. Courts

Bureau of Justice Statistics,
U.S. Dept. of Justice

Census of state felony courts, 1985: [United States]

(ICPSR 8667)

Summary: The purpose of this study was to update the directory listing of felony courts in this country, and to provide a universe from which a sample of courts could be selected based on felony caseload. The study includes information on all state felony courts in the United States, including the number of cases filed and disposed by conviction, acquittal, dismissal, or other means. Court administrators were asked to indicate the manner in which cases filed and disposed were counted, such as by defendant, charge, or indictment/information. The total number of cases disposed during the period was also collected for juvenile delinquents and for traffic offenses (moving violations), where applicable. Finally, data were gathered on whether felonies reduced to misdemeanors were included in the felony count and whether lower courts in the jurisdiction accept guilty pleas to felonies. Class II

Universe: All general jurisdiction courts in the United States.

Extent of collection: 1 data file + machine-readable documentation + SPSS data definition statements

OSIRIS and card image data formats, with SPSS data definition statements for each

rectangular file structure
3,590 cases
48 variables
193-unit-long record
3 records per case

Documentation machine-readable only

Bureau of Justice Statistics,
U.S. Dept. of Justice

National judicial reporting program

This series tabulates the number of persons convicted of felonies in state courts and describes their sentences. Data were collected from state courts and state prosecutors in 100 counties of the United States. The collection contains sociodemographic information such as age, race, and sex of the felon. Types of offenses committed include homicide, rape, and robbery. Adjudication variables referring to the process between arrest and sentencing are also included. Data can be analyzed at the national level or by the individual counties.

Universe: Sentenced felons in the United States.

Sampling: A two-stage stratified cluster sampling design was employed. At the first stage, 300 counties were selected from the 3,109 total counties in the nation. At the second stage, a systematic sample of felons sentenced for murder/non-negligent manslaughter, rape, robbery, aggravated assault, burglary, felony larceny/motor vehicle theft, drug trafficking, and other offenses were selected from each county's official records.

National judicial reporting program, 1986: [United States]

(ICPSR 9073) (Diskettes D00016-D00017)

Class II

Extent of collection: 1 data file + machine-readable documentation + SPSS data definition statements

OSIRIS and card image data formats, with SPSS data definition statements for each

rectangular file structure
55,966 cases
66 variables
293-unit-long record
5 records per case

Documentation machine-readable only

**National judicial reporting program,
1988: [United States]**

(ICPSR 9449) (Diskettes D00021-D00024)

Class II

Note: Users wishing to reconstruct figures in the Bureau of Justice Statistics report based on these data titled "Felony sentences in state courts, 1988" also will need to use **Uniform crime reporting program data [United States]: Detailed arrest and offense data for 321 counties, 1988** (ICPSR 9470).

Extent of collection: 1 data file + machine-readable documentation + SPSS data definition statements

OSIRIS and card image data formats, with SPSS data definition statements for each

rectangular file structure
80,930 cases
71 variables
300-unit-long record
5 records per case

Related Publication:
Langan, Patrick A., and John N. Dawson
"Felony sentences in state courts, 1988."
Washington, DC: U.S. Government Printing Office, December 1990.

Documentation machine-readable only

**National judicial reporting program,
1990: [United States]**

(ICPSR 6038) (Diskettes D00144-D00147)

Extent of collection: 1 data file + machine-readable documentation (text) + SAS data definition statements + SPSS data definition statements

Extent of processing: CONCHK.ICPSR/ MDATA/
FREQ.ICPSR/ RECODE/ UNDOCCHK.ICPSR

Logical record length data format with SAS
and SPSS data definition statements

rectangular file structure
106,237 cases
71 variables
267-unit-long record
1 record per case

Related Publication:
Langan, Patrick A., and John N. Dawson
"Felony sentences in state courts, 1990."
Washington, DC: U.S. Government Printing
Office, March 1993.

Documentation machine-readable only

Bureau of Justice Statistics,
U.S. Dept. of Justice

National prosecutors survey, 1990

(ICPSR 9579)

Summary: This survey queried chief prosecuting attorneys of state prosecutorial districts (district attorneys, commonwealth attorneys, etc.) about the prosecution of felony cases within their jurisdictions during 1989-1990. Questions regarding the prefiling, filing, and pretrial stages of felony prosecution asked about policies limiting the time for plea negotiations, the role of the grand jury, how felony cases were screened, and the amount of time that usually elapsed before the prosecutor was notified of persons arrested for a felony. Prosecutors were also asked to report the percentage of court case filings that were by grand jury indictment, by information following a preliminary hearing, or by other means, and the percentage of felony cases processed by a court of general jurisdiction, a felony court, or other court(s). The trial stage of felony prosecution was covered by questions about the conduct of voir dire examination of prospective jurors, limits on time allowed to commence trial, the number of permitted peremptory challenges, who was responsible for notifying government witnesses to appear in court, whether the prosecution had the right to request a jury trial, whether the jurisdiction's felony court discouraged motions on trial date that would delay trial, and whether the felony court normally granted a continuance on trial date to permit additional time for plea negotiations. Questions on felony sentencing and appeals asked whether the prosecutor was usually present at felony sentence proceedings, whether the judge usually ordered a presentence report,

whether victim information was requested or provided by the court, whether the prosecutor normally recommended a type or duration of sentence to be imposed, whether police, victims, or witnesses were notified of the disposition of felony cases, whether the prosecutor was involved in various types of appellate work, and whether the prosecutor had any right of appeal from rulings on motions, from sentences, and from determination of guilt or innocence. General information gathered by the survey includes the number of jurisdictions contained in the prosecutorial district, the number of attorneys and investigators employed in the sampled jurisdiction and in the prosecutorial district as a whole, the length of the prosecutor's term of office, the number of law enforcement agencies that brought arrests into the jurisdiction's court, how much of the prosecutor's felony caseload was assigned on a vertical basis, the kinds of non-felony matters the prosecutor had responsibility for or jurisdiction over (e.g., family and domestic relations, mental commitments, environmental protection, traffic, etc.), whether the office of prosecutor was an elective position, and whether it was a full- or part-time position. Other general items include whether any felony defendants were provided an attorney on the grounds of indigency, whether, in criminal cases involving both state and federal jurisdiction, the prosecutor would ordinarily be cross-designated to represent the prosecutor in both courts, whether the prosecutor's office contained a "career criminal" unit, whether the state's attorney general was entitled to try cases in the jurisdiction's felony court, which types of criminal history data normally were of practical value in felony prosecution, and who supervised the probationer in most cases of adult felons sentenced to probation. Class II

Universe: Counties and county equivalents in the United States.

Sampling: Stratified probability sample of 300 counties selected for the **National Judicial Reporting program, 1988** (ICPSR 9449).

Note: The dataset contains weights for analyses on a per-county basis and on a per-prosecutor basis.

Restrictions: To preserve respondent confidentiality, certain identifying variables are restricted from general dissemination. The original, unmasked data are available from ICPSR. Requests for such data must be submitted in writing, including specific reasons for the request. All decisions regarding public release of data collections containing confi-

dential data are made by the Criminal Justice Archive Standing Committee.

Extent of collection: 1 data file + machine-readable documentation (text) + OSIRIS dictionary + SPSS data definition statements + data collection instrument

Extent of processing: MDATA/ FREQ.ICPSRV
UNDOCCHK.ICPSRV/ RECODE

OSIRIS and card image data formats, with SPSS data definition statements for each

rectangular file structure
300 cases
171 variables
309-unit-long record
5 records per case

Related Publications:

Law Enforcement Assistance Administration State and local prosecution and civil attorney systems. SD-T-2. Washington, DC: U.S. Government Printing Office, March 1978.

Bureau of Justice Statistics
Report to the nation on crime and justice. 2nd ed. NCJ-105506. Washington, DC: U.S. Government Printing Office, March 1988.

Bureau of Justice Statistics
National Prosecutor Survey, 1990. Washington, DC: U.S. Government Printing Office.

Documentation machine-readable only

Bureau of Justice Statistics,
U.S. Dept. of Justice

National prosecutors survey, 1992

(ICPSR 6273) (Diskette D00131)

Summary: This survey queried chief prosecuting attorneys of state prosecutorial districts (district attorneys, commonwealth attorneys, etc.) about the prosecution of felony cases within their jurisdictions during 1991 and 1992. Some items included in an earlier survey, **National prosecutors survey, 1990** (ICPSR 9579), were repeated, covering topics such as new methods of prosecution, new kinds of evidence, use of criminal history data, general workload statistics, funding, plea negotiations, sentencing of intermediate sanctions, relationships with victims and other persons aiding prosecution, criminal defense of indigents, and the use of lower

courts and grand juries. New areas of concern in 1992 included staffing, turnover, recruitment, new kinds of felonies, problem cases, scientific evidence, computerization, staff training, drug testing, and the personal risks associated with the role of prosecutor. Demographic data include sex, race, and ethnic composition of current staff members.

Universe: Prosecutorial districts, usually consisting entirely of one county (190), but occasionally two or more counties (100) in the United States.

Sampling: Stratified probability sample of approximately 300 counties selected for the **National judicial reporting program, 1990** (ICPSR 6038), equivalent to a nationally representative sample of chief prosecutors.

Restrictions: To preserve respondent confidentiality, certain identifying variables are restricted from general dissemination. The original, unmasked data are available from ICPSR. Requests for such data must be submitted in writing, including specific reasons for the request. All decisions regarding public release of data collections containing confidential data are made by the Criminal Justice Archive Advisory Committee.

Extent of collection: 1 data file + machine-readable documentation (text) + SAS data definition statements + SPSS data definition statements + data collection instrument

Extent of processing: MDATA/RECODE/
UNDOCCHK.ICPSR

Logical record length data format with SAS and SPSS data definition statements

rectangular file structure
271 cases
448 variables
670-unit-long record
1 record per case

Documentation machine-readable only

Bureau of Justice Statistics,
U.S. Dept. of Justice

**National survey of court organization:
Courts and court division, 1971-1972**
(ICPSR 7640)

This study was conducted for the Bureau of Justice Statistics by the Government's Divi-

sion of the Bureau of the Census. Its purpose was to document the existing organization of courts in the 50 states and the District of Columbia as of 1971-1972. The survey covers all appellate courts, courts of general jurisdiction, special courts, and other courts of limited jurisdiction. Excluded were justices of the peace and similar magistrates whose compensation was solely on a direct fee basis, and courts of limited or special jurisdiction located in municipalities or townships with a 1960 population of less than 1,000. The data are stored in a hierarchical fashion with two levels: courts and subdivisions. There are 17,061 records for courts and 20,799 records for subdivisions. The data for courts include organization of the court; geographic location; type of court; level of government administering the court; number, types, and full- or part-time status of judicial and other personnel; method of appealing cases; location of court records; and type of statistics. Data for court subdivisions include organization of the courts; geographic location; type of court; level of government administering the court; types of jurisdiction; percentage of judges' time spent on types of cases; availability of jury trials; and length of sentence and amounts of fines which may be imposed by the court. This dataset is available either in a hierarchical or a rectangular file. If requesting these data or documentation for the study, please specify the type of file desired so that appropriate documentation can be sent. Data and documentation were prepared by the Center for Advanced Computation, University of Illinois, Urbana. Class II

Related Publication:

Bureau of Justice Statistics

"National survey of court organization."

Washington, DC: U.S. Government Printing Office, Stock No. 2700-00228.

Abt Associates, Inc.

**Federal justice statistics program
data, 1978-1991: [United States]**

(ICPSR 9296)

Summary: Data in this collection examine the processing of federal offenders. The Docket and Reporting System files include information on suspects in investigative matters that took an hour or more of a United States Attorney's time with one of the following outcomes: (1) the United States Attorney declined to prosecute, (2) the case was filed in Federal District Court, or (3) the matter was

disposed by a United States magistrate. Codes for each disposition and change of status are also provided. The Cases Terminated files contain information about defendants in criminal cases filed in the United States Federal District Court and terminated in the calendar year indicated. Defendants in criminal cases may either be individuals or corporations, and there is one record for each defendant in each case terminated. Data on court proceedings, date the case was filed, date the case was terminated, most serious charge, and reason for termination are included. The Pretrial Services data present variables on the circuit, district, and office where the defendant was charged, type of action, year of birth and sex of the defendant, major offense charge, and results of initial and detention hearings. The Parole Decisions data contain information from various parole hearings such as court date, appeal action, reopening decision, sentence, severity, offense, and race and ethnicity of the defendant. The Offenders Under Supervision files focus on convicted offenders sentenced to probation supervision and federal prisoners released to parole supervision. The Federal Prisoner files supply data on when an offender entered and was released from confinement as well as the amount of time served for any given offense. Class IV

Universe: For the Docket and Reporting System data files the universe is all suspects in federal offenses on whose case the United States Attorney spent one hour or more. For the Pretrial Services data the universe is all federal arrestees interviewed for or granted pretrial release. For the Parole Decisions data the universe is all offenders convicted, sentenced to prison, and eligible for parole. Offenders with prison sentences shorter than one year are not eligible for parole. For the Offenders Under Supervision files the universe is all offenders convicted and sentenced to probation and those released from prison to parole supervision. For the Federal Prisoner data the universe is all federal prisoners entering the federal prison system.

Note: For users who wish to follow particular defendants as they progress through various federal agencies, a Match Index File is included. To track particular defendants, one must match records from two or more data files. The Match Index File contains the sequential record numbers and case identification numbers for all individual cases. The codebook provides further information on using the Match Index File with SAS and SPSS commercial software packages.

Restrictions: Federal law prohibits the use of these files for any purposes other than research.

Extent of collection: 26 data files + SAS data definition statements + data collection instrument

Extent of processing: MDATA

Logical record length data format

Parts 1-3, 25-28
Federal cases terminated, 1984-1990
rectangular file structure
50,156 to 61,413 cases per part
49 variables
142-unit-long record
1 record per case

Parts 4-7, 31-34
Federal docket and reporting system data, 1983-1990
rectangular file structure
49,220 to 169,511 cases per part
85 to 89 variables per part
340-unit-long record
1 record per case

Parts 8, 22
Federal pretrial services data, 1983-1990
rectangular file structure
101,831 and 130,094 cases
203 and 486 variables
444- and 486-unit-long records
1 record per case

Part 9
Federal parole decisions data, 1978-1986
rectangular file structure
259,191 cases
43 variables
158-unit-long record
1 record per case

Part 10
Match index file
rectangular file structure
411,401 cases
9 variables
29-unit-long record
1 record per case

Part 15
Offenders on supervision for calendar years 1984-1986
rectangular file structure
176,366 cases
149 variables
796-unit-long record
1 record per case

Part 16
Offenders who terminated supervision during calendar years 1984-1986
rectangular file structure
76,612 cases
149 variables
796-unit-long record
1 record per case

Parts 18, 20
Federal prisoner data, 1984-1991
rectangular file structure
316,310 cases
94 variables
277-unit-long record
1 record per case

Part 22
Federal pretrial services data, 1987-1990
rectangular file structure
130,094 cases
approx. 175 variables
486-unit-long record
1 record per case

Parts 25-28
Federal cases terminated, calendar years 1987-1990
rectangular file structure
53,156 to 61,413 cases per part
49 variables
142-unit-long record
1 record per case

Parts 31-34
Federal docket and reporting system data, fiscal years 1986-1990
rectangular file structure
143,157 to 267,417 cases per part
89 variables
340-unit-long record
1 record per case

Parts 37, 38, 40
Offenders under supervision data, fiscal years 1987-1988, 1990
rectangular file structure
181,434 to 207,920 cases per part
approx. 150 variables
796-unit-long record
1 record per case

Related Publications:
Bureau of Justice Statistics
"Federal criminal cases, 1980-1987: Federal offenses and offenders." Washington, DC: Bureau of Justice Statistics, July 1989.
Bureau of Justice Statistics
"Drug law violators, 1980-1986: Federal offenses and offenders." Washington, DC: Bureau of Justice Statistics, June 1988.

Bureau of Justice Statistics
"Pretrial release and detention: The bail reform act of 1984." Washington, DC: Bureau of Justice Statistics, February 1988.

Abt Associates, Inc.
National indigent criminal defense survey, 1982: [United States]
(ICPSR 8417)

Summary: This survey was conducted to provide defense practitioners, policy-makers, and planners in the criminal justice system with national-level data on topics such as system types, funding sources, costs, and case-loads of indigent defense programs. The goal of the survey effort was to obtain data concerning the nature and scope of indigent service delivery. Specifically, the three basic objectives were to provide descriptive data, to assess the level of response to defense service delivery requirements, and to facilitate further research. Class II

Universe: Indigent defense programs in the United States.

Sampling: Stratified random sample based on county population size, as reported in the 1980 Census of the Population.

Extent of collection: 3 data files + machine-readable documentation + SPSS data definition statements

OSIRIS and card image data formats, with SPSS data definition statements for each

Part 1
County data
rectangular file structure
491 cases
46 variables
289-unit-long record
4 records per case

Part 2
Preliminary program data
rectangular file structure
750 cases
180 variables
461-unit-long record
6 records per case

Part 3

Conflict program data
rectangular file structure
148 cases
180 variables
461-unit-long record
6 records per case

Documentation machine-readable only

Aikman, Alexander, Mary Elsner Oram,
and Frederick Miller

Use of adjuncts to supplement judicial resources in six jurisdictions, 1983-1986: [United States]

(ICPSR 8979)

This study was sponsored by the U.S. Dept. of Justice, National Institute of Justice. The grant number is 83-IJ-CX-0021.

Summary: This multisite data collection evaluates the impact of judicial adjunct attorneys and referees on the court system at the county and state levels in six jurisdictions: (1) Pima County, Arizona, (2) Multnomah County, Oregon, (3) King County, Washington, (4) Hennepin County, Minnesota, (5) Phoenix, Arizona, and (6) the state of Connecticut. There are three different units of observation in this study: (1) civil trial cases, (2) trial judges, including regular judges and adjunct attorneys, and (3) litigating attorneys. The court case data include information on type of case, date of trial, type of judge, type of disposition, and date of disposition. For the questionnaire data obtained on judges, adjuncts, and litigating attorneys, information includes experience with the program, satisfaction, and ideas for changes. Class IV

Sampling: Sampling procedures varied by site. In Tucson all the civil court trial cases disposed by judicial adjuncts or regular judges between January 1984 and March 1985 were selected. The first 50 civil cases disposed each quarter that requested jury trials also were included in the sample. In Portland 10 percent of the cases with motions for summary judgments heard by judicial adjuncts and regular judges between January 1983 and December 1985 were selected for the sample. In Minneapolis the sample consisted of all the civil cases referred to arbitration hearings conducted by adjunct attorneys from September 1985 to June 1986. In Seattle the sample included regular judges, adjunct attor-

neys, and litigating attorneys who responded to a mailed questionnaire. In Phoenix the sample included civil appeals that were disposed by adjunct attorneys and judges between 1983 and 1985. In Connecticut a sample was selected from all the civil cases referred to the trial reference program in three Superior Courts from January 1984 through June 1985. For Connecticut there is also a sample of regular judges, trial adjunct attorneys, litigating attorneys, and clients who responded to a mailed questionnaire.

Extent of collection: 10 data files + SPSS data definition statements

Card image data format with SPSS data definition statements

Part 1

Hennepin County civil case data
rectangular file structure
1,181 cases
37 variables
80-unit-long record
1 record per case

Part 2

Phoenix civil case data
rectangular file structure
1,703 cases
36 variables
80-unit-long record
1 record per case

Part 3

Connecticut superior court data
rectangular file structure
217 cases
39 variables
80-unit-long record
1 record per case

Part 4

Connecticut superior court referee data
rectangular file structure
31 cases
38 variables
80-unit-long record
1 record per case

Part 5

Connecticut superior court attorney data
rectangular file structure
16 cases
36 variables
80-unit-long record
1 record per case

Part 6
Multnomah County circuit court data
rectangular file structure
252 cases
17 variables
80-unit-long record
1 record per case

Part 7
King County panelist data
rectangular file structure
27 cases
68 variables
80-unit-long record
1 record per case

Part 8
King County attorney data
rectangular file structure
44 cases
50 variables
80-unit-long record
1 record per case

Part 9
Pima County pro tem program
rectangular file structure
306 cases
38 variables
80-unit-long record
1 record per case

Part 10
Pima County jury trial data
rectangular file structure
160 cases
38 variables
80-unit-long record
1 record per case

Related Publication:
Aikam, Alexander B., Mary Elsner Oram, and
Frederick G. Miller
*Friends of the courts: Lawyers as supple-
mental judicial resources.*

Canan, Penelope, and George W. Pring
**Strategic lawsuits against public
participation (SLAPPs), 1987-1990:
[United States]**
(ICPSR 9485)

Summary: The objectives of this data collec-
tion were to capture the histories of complex,
multiparty, political legal disputes, to measure
political "chill," and to test a model of cross-
institutional disputing. A "Strategic Lawsuit
Against Public Participation" (SLAPP) was de-

finied as a lawsuit filed against citizens or
groups exercising the right to petition the gov-
ernment. Each case violated the First Amend-
ment's right "to petition the government for a
redress of grievances." The Petition Clause,
as it is called, is a fundamental civil right,
guaranteeing and encouraging citizen involve-
ment in all aspects of American political deci-
sion-making and governance. The use of
SLAPPs as a means of civil litigation has in-
creased dramatically in the past several dec-
ades. The collection includes information on
the petition action, political context, amount of
award or settlement, specific damages re-
quested (no money vs. a specified amount),
attorney status, amount of court costs, attor-
ney fees, interest, and number of individuals
and organizations involved in the suit. Also in-
cluded are several sociodemographic variables
describing the parties to the litigation, such as
marital status, employment, occupation,
county and state of residence, political party
orientation and membership, and interest
group membership. Class IV

Universe: Private citizens or groups that have
contacted an agent or agency of the Ameri-
can government to express opinions or regis-
ter complaints, and private citizens or groups
that have filed civil lawsuits in response to the
actions of the former.

Sampling: A convenience sample of four
groups were surveyed: (1) 50 filers—parties
who had filed one of the SLAPPs in the study
cases, (2) 104 targets—parties who had spoken
out to the government and were then
sued in one of the study cases, (3) 56 rip-
ples—parties (often named by targets) who
had spoken out to the government in the
early part of one of the study disputes but
were not named in the subsequent lawsuit,
(4) 58 untouchables—people named by tar-
gets as very politically active in their commu-
nities and screened for having no knowledge
of SLAPPs.

Extent of collection: 4 data files + machine-
readable documentation (text) + SPSS data
definition statements

Extent of processing: MDATA

Card image data format with SPSS data defi-
nition statements

Part 1
Politic data
rectangular file structure
268 cases
560 variables
78-unit-long record
16 records per case

Part 2
Phase B data
rectangular file structure
241 cases
342 variables
95-unit-long record
8 records per case

Part 3
FIPS data
rectangular file structure
205 cases
4 variables
9-unit-long record
1 record per case

Part 4
Vignette data
rectangular file structure
6,195 cases
14 variables
55-unit-long record
1 record per case

Documentation machine-readable only

Church, Thomas W., Jr.

**Assessing local legal culture:
Practitioner norms in four criminal
courts, 1979**

(ICPSR 7808)

This study was sponsored by the U.S. Dept. of Justice, National Institute of Justice. The grant number is 78-MU-AX-0023.

Summary: This study attempted to operationalize the concept of local legal culture by examining differences in the processing of 12 hypothetical criminal cases in four criminal courts. Questionnaires asking how these hypothetical cases should best be handled were administered to judges, district attorneys, and defense attorneys in four cities: Bronx County (New York City), New York; Detroit, Michigan; Miami, Florida; and Pittsburgh, Pennsylvania. In each city, the presiding judge, prosecutor, and head of the public defender's office were informed of the project. Questionnaires were distributed to prosecuting attorneys and pub-

lic defenders by their supervisors. Judges were contacted in person or given questionnaires with a cover letter from the presiding judge. All questionnaires were completed anonymously and returned separately by respondents. The variables include number of years respondent had been in the criminal justice system, preferred mode of disposition and of sentencing for each of the twelve cases, and respondents' predictions of the probability of conviction in each case. There are 242 cases and 111 variables. The data are available on 187-character logical records. Class II

Documentation machine-readable only

Cole, George F., and Barry Mahoney

**Fines as a criminal sanction:
Practices and attitudes of trial court
judges in the United States, 1985**

(ICPSR 8945)

This study was sponsored by the U.S. Dept. of Justice, National Institute of Justice. The grant number is 84-IJ-CX-0012.

Summary: These data were collected to examine the practice and views of state trial court judges with respect to their use of fines as a criminal sanction. Respondents were asked about the composition of their case-loads, sentencing practices (including fines imposed for various circumstances), available information about the offender at time of sentencing, enforcement, collection procedures in their courts, and their attitudes toward the use of fines. In addition to questions concerning the judges' use of fines and other sanctions, the questionnaire presented the judges with hypothetical cases. Class IV

Universe: All state court judges of general jurisdiction and limited, but not special, jurisdiction in the United States.

Sampling: Stratified random sample.

Extent of collection: 1 data file

Card image data format

rectangular file structure
1,265 cases
144 variables
80-unit-long record
3 records per case

Related Publication:

Cole, G.F., B. Mahoney, M. Thornton, and R.A. Hanson

"The practices and attitudes of trial court judges regarding fines as a criminal sanction." Williamsburg, VA: National Center for State Courts, 1987.

Court Statistics and Information Management Project,
National Center for State Courts

State court statistics, 1978-1980

(ICPSR 8280)

The State Court Statistics are the product of the National Center for State Court Statistics. The study was sponsored by the U.S. Dept. of Justice, Bureau of Justice Statistics (BJS). The data were collected from annual reports supplied by the individual states as well as unpublished materials provided by different state court administrators and appellate court clerks. Follow-up correspondence and telephone contacts were utilized to collect any missing data and to verify the accuracy of the data. The Bureau of the Census population estimates published in the *Statistical Abstract of the United States* were used for the population figures for the data. The unit of analysis for the study is statewide data on courts with the same jurisdiction. The years 1979-1980 are covered, and five file types of data are included. (See also **State court statistics, 1987: [United States]** [ICPSR 9266].) Class II

State court caseload inventory: This dataset includes the number of begin-pending, filed, disposed, and end-pending cases for criminal, civil, traffic, and juvenile cases. There are 268 variables.

Criminal disposition in state trial courts: These variables include number of trials, guilty pleas, convictions, acquittals, dismissals, nolle prosses, bail forfeitures, bound overs, transfers, and dispositions for bench and jury trials for criminal cases. There are approximately 370 variables.

Civil disposition in state trial courts: The data have information on the number of trials, uncontested/default cases, dismissals, withdrawn/settled cases, transfers, arbitrated cases, and other type civil bench and jury trials. There are a total of 258 variables in this file.

Traffic disposition in state trial courts:

The data include the number of trials, convictions, guilty pleas, acquittals, dismissals, bail forfeitures, fines, transfers, and other traffic dispositions for bench and jury trials. This file contains 145 variables.

State appellate court caseload inventory:

These data have variables on the number of begin-ending, filed, disposed, end-pending, and "certiorari granted" cases for various appeals, original proceedings, requests to appeal cases, and other appellate-level case types. Each file of this study has information on state population; number of judges; court's jurisdiction; court's reporting year; court's jury and bench trial definitions; and court's civil and criminal units of court. The data are for the 50 states, Guam, Puerto Rico, and the District of Columbia. There are 15 files each with a logical record length of 80 characters.

Documentation machine-readable only

Dunworth, Terence, and Nicholas Pace

Jury verdicts database for Cook County, Illinois, and all counties in California, 1960-1984

(ICPSR 6232)

Summary: This data collection contains information on jury verdict civil cases in Cook County, Illinois, and all counties in California. The RAND Corporation's Institute for Criminal Justice began this study in the early 1980s in response to widespread public interest in the magnitude of dollar verdicts returned in civil cases. The goal was to record salient information found in court reporter publications to allow for a wide range of future research. Two such publications were chosen because of their favorable reputations and because they both dated back to 1960: the *Cook County Jury Verdict Reporter* of Chicago, Illinois, and *Jury Verdicts Weekly* of Santa Rosa, California. The collection of data for this study was conducted in two phases. Phase I included cases from 1960-1979, and Phase II coded cases from 1980-1984, including a small number of cases from 1985. In both phases, only cases in which a jury reached a definitive outcome (including deadlocked or hung juries) were included. In Phase I, only San Francisco County cases from the California reporter publication were included. In Phase II, all California counties were included. For all cases in Phase I, a Main Form was completed that included jurisdiction, court type,

dates of incidents and trial, information about parties involved, trial occurrences, outcome of trial, awards, and fees. In addition to this Main Form, at least one of nine different case-type forms was completed: Common Carrier-Passenger Form, Dram Shop Form, Injuries on Property/Attractive Nuisance Form, Malpractice Form, Miscellaneous Form, Products Liability Form, Street Hazards/Highway Construction Form, Traffic/Pedestrian/Rider Form, and Work Injuries and FELA Form. These forms contained questions regarding the behavior of each party in the case and other characteristics and facts relevant to the case. A Jury Verdicts Form was completed for all cases in Phase II. This form picked up general case-level and defendant-specific data such as dates and length of trial, case outcome, original number of parties involved, and collapsing of multiple defendants into one case. For each plaintiff, a Plaintiff Information Form was filled out containing general plaintiff information such as losses claimed and the coder's assessment of the degree of the plaintiff's comparative negligence. This form also indicated which of the loss forms was coded for this plaintiff (only one loss form was completed for each plaintiff): Death Action, Personal Injuries, or Money Damages. Each form contained basic information about the outcome of the case, specific damages claimed by the plaintiff, and loss-specific data. Additionally, an Ancillary Action Form was completed for any associated claims that were adjudicated at the time of the main case, such as counter-suits by defendants. The questions on this form were the same as those on the main Jury Verdicts Form. Finally, this study includes an Integrated Jury Verdicts Database (Part 33) containing data from both phases to permit easier analysis of data from all years. This database contains five sections: (1) the basic trial information, which includes the trial dates and lengths, reporter source, and jurisdiction, (2) the main case information, which includes more detailed data about the case such as number of parties involved, case type, types of losses claimed, and total compensatory and punitive awards, (3) information about the first ancillary action, (4) information about the second ancillary action, and (5) a listing of all the forms used.

Universe: All civil cases ending with trial by jury in Cook County, Illinois, or California.

Sampling: San Francisco cases found in *Jury Verdicts Weekly* published from 1960 to 1979, and all cases published from 1980 to mid-1985; one out of every four traffic, pedestrian, or common carrier cases in the *Cook County Jury Verdicts Reporter* published from

1960 to 1979, plus all other cases in those issues; and one out of every four traffic or common carrier cases in the *Cook County Jury Verdicts Reporter* published from 1980 to mid-1985, plus all other cases in those issues.

Extent of collection: 17 data files + machine-readable documentation (text) + SAS data definition statements + SPSS data definition statements

Extent of processing: CONCHK.PR/MDATA.PR/FREQ.PR/VINDOCCHK.PR/VDFE.ICPSR

Logical record length data format with SAS and SPSS data definition statements

Part 1: Phase I Main Form Data
Part 3: Phase I Common Carrier-Passenger Form Data
Part 5: Phase I Dram Shop Form Data
Part 7: Phase I Injuries on Property/Attractive Nuisance Form Data
Part 9: Phase I Malpractice Form Data
Part 11: Phase I Miscellaneous Form Data
Part 13: Phase I Products Liability Form Data
Part 15: Phase I Street Hazards/Highway Construction Form Data
Part 17: Phase I Traffic/Pedestrian/Rider Form Data
Part 19: Phase I Work Injuries and FELA Form Data
Part 21: Phase II Jury Verdicts Form Data
Part 23: Phase II Plaintiff Information Form Data
Part 25: Phase II Personal Injury Form Data
Part 27: Phase II Death Action Form Data
Part 29: Phase II Money Damages Form Data
Part 30: Phase II Ancillary Action Form Data
Part 33: Integrated Database

rectangular file structure

385 to 26,676 cases per part

46 to 1,629 variables per part

112 to 2,784-unit-long record per part

1 record per case

Related Publications:

Peterson, M.A., and G.L. Priest

"The civil jury: Trends in trials and verdicts, Cook County, Illinois, 1960-1979."

Santa Monica, CA: The RAND Corporation.

Shanley, M.G., and M.A. Peterson

"Comparative justice: Civil jury verdicts in San Francisco and Cook counties, 1959-1980." Santa Monica, CA: The RAND Corporation.

Documentation machine-readable only

Federal Judicial Center

Federal court cases: Integrated data base, 1970-1991

(ICPSR 8429)

Summary: The purpose of this data collection was to provide an official public record of the business of the federal courts. The data originate from 100 court offices throughout the United States. Information was obtained at two points in the life of a case: filing and termination. The termination data contain information on both filing and terminations, while the pending data contain only filing information. Class II (Parts 15-28 and 34-56), and Class IV (Parts 1-14, 29-33, and 58-75)

Note: For the appellate data, the unit of analysis is a single case. The unit of analysis for the criminal data is a single defendant. Several, but not all, of these record counts include a final blank record. The researcher may want to detect this occurrence and eliminate this record before analysis. In July 1984, a major change in the recording and disposition of an appeal occurred, and several data fields dealing with disposition were restructured or replaced. The new structure more clearly delineates mutually exclusive dispositions. The researcher must exercise care in using these fields for comparisons. Checks for undocumented codes were performed for Parts 15-28 and 34-56. Also, Parts 1-14, 29-33, and 58-75 have hardcopy documentation only.

Universe: All federal court cases, 1970-1991.

Extent of collection: 74 data files + machine-readable documentation (text) + OSIRIS dictionaries + SPSS data definition statements + data collection instrument

Extent of processing: MDATA/ UNDOCCHK.ICPSR

Logical record length and OSIRIS data formats with SPSS data definition statements (Parts 15-28 and 34-56)

Parts 1-14, 29-32, 58-59, 67-68
Criminal terminations, 1970-1991
rectangular file structure
39,400 to 62,500 cases per part
39 to 46 variables per part
122- to 134-unit-long record per part
1 record per case

Parts 15-28, 34-36, 61-62, 70-71
Appellate terminations, 1971-1991
rectangular file structure
12,428 to 41,440 cases per part
64 to 80 variables per part
206- to 218-unit-long record per part
1 record per case

Parts 33, 60, 69
Criminal pending, 1987, 1989, 1991
rectangular file structure
37,401 to 58,393 cases per part
39 to 46 variables per part
122-unit-long record per part
1 record per case

Parts 37, 63, 72
Appellate pending, 1987, 1989, 1991
rectangular file structure
26,008 to 32,640 cases per part
64 to 80 variables per part
206- to 218-unit-long record per part
1 record per case

Parts 38-55, 64-65, 73-74
Civil terminations, 1970-1991
rectangular file structure
80,520 to 238,800 cases per part
30 to 42 variables per part
134- to 147-unit-long record per part
1 record per case

Parts 56, 66, 75
Civil pending, 1987, 1989, 1991
rectangular file structure
240,600 to 243,240 cases per part
30 to 42 variables per part
134- to 147-unit-long record per part
1 record per case

Documentation: partially machine-readable

Federal Judicial Center

**Judicial district data book, 1983:
[United States]**

(ICPSR 8439)

The Federal Judicial Center contracted with Claritas Corporation to produce the three data files in this collection from the Census Bureau's *1983 County and city data book*. The data, which are summarized by judicial units, were compiled from a county-level file and include information on area and population, households, vital statistics, health, income, crimes, housing, education, labor force, government finances, manufacturers, wholesale and retail trade, service industries,

and agriculture. The data are in three files. The first file, which provides data for federal judicial districts, has 92 cases; the second file, federal administrative divisions, has 204 cases; and the third file, federal jury divisions, has 320 cases. The logical record length of each file is 2,751 characters. Class IV

Geiselman, R. Edward, Karen J. Saywitz, and Gail K. Bornstein

Effects of cognitive interviewing, practice, and interview style on children's recall performance in California, 1989-1990

(ICPSR 9789)

This study was sponsored by the U.S. Dept. of Justice, National Institute of Justice. The grant number is 88-IJ-CX-0033.

Summary: This data collection, designed to improve the quality of children's testimony in court, evaluates how different types of interview formats affect the completeness and accuracy of children's recall performance. Specifically, the study assesses the impact of a "practice interview" about an event on the completeness and accuracy of later reports about a second, unrelated event. Three interview conditions were employed, and each condition consisted of both a practice interview and a target interview. The three conditions were RS, RC, and CC, where "R" represents a practice session with rapport-building only, "S" represents a target interview that contained all components of the standard interview procedure, and "C" represents either a practice or target interview that contained all components of the cognitive interview procedure. In rapport-building sessions, interviewers talked about school activities, family life, and favorite games with the child. In standard and cognitive interview sessions, the rapport-building sessions were followed by a request from the interviewer for the child to verbalize a narrative account of "what happened" during an event that had been previously staged by the experimenter. This narrative account was then followed by the interviewer's request for additional information about the event. Cognitive interviews also included several additional questions that were hypothesized to improve recall performance. The number of correct items recalled and the number of incorrect items generated were used to compare the performance of children in the three interview conditions. Class IV

Universe: All third- and sixth-graders in California.

Sampling: Convenience sample of 34 third-graders between the ages of 8 and 9 years, and 56 sixth-graders between the ages of 11 and 12.

Extent of collection: 1 data file + machine-readable documentation (text)

Extent of processing: UNDOCCHK.PR

Card image data format

rectangular file structure
92 cases
10 variables
80-unit-long record
1 record per case

Related Publication:
Geiselman, R.E., K.J. Saywitz, and G.K. Bornstein

"Effects of cognitive interviewing, practice, and interview style on children's recall performance" (Final report and research brief). Washington, DC: National Institute of Justice, 1991.

Documentation machine-readable only

Grofman, Bernard

Multnomah County [Oregon] jury project, 1973-1976

(ICPSR 9030)

The Multnomah County [Oregon] Jury Project, 1973-1976 was conducted as part of the Modeling Jury Decision Project funded by the National Science Foundation. These data represent a census of 32 jury panels that served from July 1973 through March 1976 in the Fourth Circuit Court in Multnomah County (Portland) Oregon. Information was obtained for both six-member and twelve-member juries. Data were collected from the official court records, monthly juror panel summaries, and from self-administered juror demographic data sheets. Information collected includes members of the jury, their votes, the final verdict, the type of case, the name of the judge, the amount of time taken by the jury to arrive at a decision, juror's age, occupation and years in residence in Oregon, educational background, family information, and past jury and trial information. The data include both individual-level juror and

aggregate jury case data. The data collection contains 199 variables, and the data are in card image format with a logical record length of 80 characters. The data include information on 6,657 jurors and 1,159 trials. There are 48,244 records with 7 records per case. Class IV

Heinz, John P., and Edward O. Laumann
Chicago lawyers survey, 1975
(ICPSR 8218)

The American Bar Foundation, the Russell Sage Foundation, and the National Science Foundation funded this study which contains information collected in 1975 on attorneys in Chicago. The purpose of this data collection was to describe and analyze the social organization of the legal profession in Chicago. Several major aspects of the legal profession were investigated: the organization of lawyers' work; the social stratification within the local (Chicago) Bar Association; prestige within the profession; lawyers' personal values; career patterns and mobility; networks of association; and the "elites" within the profession. The data were collected based upon a stratified sample with simple random selection of elements within strata using *Sullivan's Law Directory* as a primary source, and as a supplementary source, *Martindale-Hubbell Law Directory*. The universe is all attorneys in the city of Chicago who are non-retired and not recent graduates from law school (one year) who had law offices. Interviews were completed by 777 attorneys, and the dataset contains approximately 870 variables. The logical record length of the data records is 1,221 characters. Class III

Hindus, Michael S., Theodore M. Hammett, and Barbara M. Hobson
Massachusetts superior court files, 1859-1959
(ICPSR 7776)

A stratified sample of 1,968 civil cases and 1,422 criminal cases was drawn from the court files of two Massachusetts counties (one urban county and one rural county). The dataset consists of 82 variables for civil cases including type of complaint, relationship between parties, relief sought and relief granted, size of file, and the historical interest of the

case. Fifty-two variables exist for the criminal cases, including type of crime, pleas, sentences, appeals, size of file, and the historical interest of the case. Class IV

Related Publication:
Hindus, M.S., T.M. Hammett, and B.M. Hobson
"The files of the Massachusetts Superior Court, 1859-1959: An analysis and a plan for action." Report of the Massachusetts Judicial Records Committee to the Supreme Judicial Court, Boston, 1979.

Hirsch, Ronald L.
National survey of lawyers' career satisfaction, Wave I, 1984, and Wave II, 1990
(ICPSR 8975)

Summary: The purpose of this data collection was to assess career satisfaction among young lawyers throughout the United States. The questionnaire was designed to include as many factors as possible that might reasonably affect job satisfaction. The 1984 survey solicited information on lawyers' job descriptions, educational background, psychological characteristics, and basic demographics. Other questions pertained to job setting, substantive law areas of the respondent, geographical area in which the law firm was located, time spent each day on certain projects, and job stress. The 1990 survey posed questions identical to those in the 1984 survey, and added items covering part-time work, referral plans, sexual harassment in the workplace, gender and racial biases, reasons for changing jobs, drug use, disabilities, law school activities, and weighted job satisfaction scales. Class III

Universe: For 1984 data: all lawyers admitted to the ABA in the United States prior to 1983. For 1990 data: all lawyers admitted to the ABA in the United States after 1983.

Sampling: In 1984, three target groups were identified: lawyers 36 years of age and over who belonged to the American Bar Association (ABA), members of the ABA under 36 years old, excluding law students, and all lawyers in the nonmember files kept by the ABA. A systematic random probability sample was drawn to represent each of the three groups of lawyers involved in the survey. The group of lawyers under 36 years of age was oversampled. In the 1990 survey, the 1984 respondents were reinterviewed. Also, a

systematic random sample was drawn of all lawyers admitted to the Bar after 1983.

Note: In Part 1, 1984 Survey Data, the variable MATCHID can be used to match subjects in the 1984 data file with those in the 1990 data file (both files are already sorted by MATCHID). The variable RESPOND can be used to select those 1984 subjects present in the 1990 file. Missing data was not standardized in Part 2, 1990 Survey Data.

Extent of collection: 2 data files + machine-readable documentation (text) + SAS data definition statements + SPSS data definition statements + data collection instruments

Extent of processing: MDATA

Logical record length data format with SAS and SPSS data definition statements

Part 1
1984 survey data
rectangular file structure
2,281 cases
431 variables
505-unit-long record
1 record per case

Part 2
1990 survey data
rectangular file structure
2,189 cases
589 variables
1,769-unit-long record
1 record per case

Related Publication:
American Bar Association
"State of the legal profession 1990." Chicago, IL: ABA Order Fulfillment Dept., 1990.

Marvell, Thomas B., and Carlisle E. Moody, Jr.
State appellate court adaptation to caseload increase, 1968-1984: [United States]
(ICPSR 8262)

This study was sponsored by the U.S. Dept. of Justice, National Institute of Justice. The grant number is 83-U-CX-4046.

Summary: This data collection examines the impact of caseload pressures on both intermediate appellate courts and supreme courts for each state in the nation. The data de-

scribe in detail the changes made by appellate courts and supply information related to each change. These changes include (1) adding judges, law clerks, and staff attorneys, (2) expanding or creating intermediate appellate courts, (3) reducing panel size, (4) using summary procedures, (5) curtailing opinion practices by deciding cases without opinion or unpublished and memo opinions, and (6) curtailing oral argument length. Class IV

Universe: All state appellate courts in the United States.

Note: These data are organized in a time-series cross-sectional design.

Extent of collection: 1 data file

Card image data format

rectangular file structure
1,020 cases
260 variables
80-unit-long record
26 records per case

Related Publication:
Marvell, Thomas, and Carlisle Moody
"State appellate court adaptation to caseload growth: Final report." Washington, DC: National Institute of Justice, 1986.

Musheno, Michael C.

AIDS-related written court decisions in federal and state courts, 1984-1989: [United States]
(ICPSR 6502)

Summary: This data collection was designed to identify the party characteristics, case attributes, and idea structures of written court decisions related to Auto-Immune Deficiency Syndrome (AIDS). Written court decisions related to AIDS in state and federal courts were located via the LEXUS and WESTLAW data systems. For a case to be eligible, it had to address an issue involving AIDS or involve a party who was believed to be infected with Human Immunodeficiency Virus (HIV), and a legal decision had to provide sufficient written material to analyze. Coding was completed by three individuals with legal training based on a team-developed codebook. Except in those areas where a preliminary test showed 90-percent reliability, variables were coded based on a consensus rule. Variables include court jurisdiction; whether the case was civil

or criminal; case issue area; gender of plaintiff; relationship between parties; demand and primary purpose of the demand by the defendant and the plaintiff; what the court explicitly relied upon for its decision; whether the plaintiff or defendant had AIDS, AIDS-Related Complex (ARC), or was HIV-infected; and whether the plaintiff or defendant was gay, an I.V. drug user, a prisoner or an accused criminal, a member of a stigmatized group, or a racial or an ethnic minority. The unit of analysis is the written court decision.

Universe: Written court decisions related to AIDS in the United States during the period 1984-1989.

Note: Undocumented codes were found in this data collection. Missing data are represented by blanks.

Extent of collection: 1 data file + machine-readable documentation (text) + SAS data definition statements + SPSS data definition statements

Extent of processing: DDEF.ICPSR/
REFORM.DOC/ UNDOCCHK.ICPSR

Logical record length data format with SAS and SPSS data definition statements

rectangular file structure
189 cases
65 variables
109-unit-long record
1 record per case

Related Publication:
Musheno, Michael, Peter Gregware, and K. Drass

"Court management of AIDS disputes: A sociological analysis." *Law and Social Inquiry* 16,4 (1991), 737-774.

Documentation machine-readable only

Nagel, Stuart S.

Federal court cases, 1962-1963

(ICPSR 7245)

The data for this study were taken from both civil and criminal cases for the fiscal years 1962-1963. The data include procedural, jurisdictional, and other legal information, including the disposition of each case. Requests may be made for the criminal and/or civil cases for one or both years. These are

approximately 100,000 cards of data per fiscal year with one card per case. Class IV

Related Publication:

Nagel, Stuart S.

"Disparities in criminal procedure." *UCLA Law Review* 2 (1967), 1272.

Nagel, Stuart S.

Judicial characteristics and judicial decision-making study, 1955

(ICPSR 7084)

The data consist of information on the judges serving on state and federal supreme courts in 1955. Background information was obtained from standard biographical sources; judicial decision measures were derived from court records. The study contains non-numeric codes. Variables measure party identification, organizational affiliations, judicial decision scores over a dozen separate areas and the career history of judges. There are 313 respondents, one record per respondent and approximately 50 variables. Class IV

Related Publications:

Nagel, Stuart S.

"Political party affiliation and judges' decisions." *American Political Science Review* 55 (1961), 843.

Nagel, Stuart S.

"Multiple correlations of judicial backgrounds and decisions." *Florida State University Law Review* 2 (1974), 258.

Nagel, Stuart S., and Anthony S. Champagne

Legal representation data, 1970

(ICPSR 7540)

These data were obtained in 1970 by mailing questionnaires to a random sample of 474 attorneys across the country. Questions were asked concerning their experiences in representing indigent or unpopular clients, their attitudes toward such clients, and the characteristics of the responding lawyers and their communities. The research objectives included: (1) determining the relations between the behavior of the attorneys in representing indigent or unpopular clients and the attitudes, specialties, backgrounds, and environments of the attorneys; (2) arriving at some

policy recommendations for increasing the representation of indigent and unpopular clients; (3) analyzing the joint causation phenomenon whereby neither favorable attitudes nor favorable opportunities alone lead to representation of the unpopular but the combination of both together does so substantially. The attorneys sample consists of the last practicing lawyer found at every tenth page of the alphabetic sections of the 1970 Martindale-Hubbell Legal Directory. There were 239 useable responses representing 51 percent of the sample. Class IV

Related Publication:
Nagel, Stuart S.

Improving the legal process: Effects of alternatives. Lexington-Heath, 1975.

National Center for Juvenile Justice

Juvenile court statistics

The data collections in this series describe in quantitative terms the volume of juvenile cases disposed by courts having jurisdiction over juvenile matters (delinquency, status offense, and dependency cases). Inaugurated in 1926 to furnish an Index of the problems brought before the juvenile courts, this series is the oldest continuous source of information on the processing of delinquent and dependent youth by juvenile courts. Information is provided on state, county, number of delinquency cases by sex, number of status offense cases by sex, number of dependency cases by sex, and total number of cases by sex. Class IV

Universe: All delinquency and dependency/neglect cases disposed by courts having jurisdiction over juvenile matters in all states and the District of Columbia.

Sampling: A nonprobability sample of all delinquency, status offense, and dependency cases disposed annually.

Logical record length data format

Related Publications:

Office of Juvenile Justice and Delinquency Prevention

Juvenile court statistics. Annual volumes, 1929 to present.

Snyder, Howard N., Terrence A. Finnegan, Ellen H. Nimick, Melissa H. Sickmund, Dennis P. Sullivan, and Nancy J. Tierney
"Appendix C: Reported cases." *Juvenile court statistics.* Washington, DC: Office of Juvenile Justice and Delinquency Prevention, annual.

Juvenile court statistics, 1982: [United States]

(ICPSR 8440)

The data are contained in one file and there are 3,085 cases, one record for each case. The logical record length of the file is 144 characters.

Juvenile court statistics, 1983: [United States]

(ICPSR 8656)

Note: The "unit of count" varies across sources. Review of the data notes for each source is necessary before attempting to combine data across sources. Data contain nonnumeric codes.

Extent of collection: 1 data file

rectangular file structure
3,087 cases
26 variables
140-unit-long record
1 record per case

Juvenile court statistics, 1984: [United States]

(ICPSR 8940)

Extent of collection: 1 data file

rectangular file structure
3,093 cases
26 variables
139-unit-long record
1 record per case

**Juvenile court statistics, 1985:
[United States]**

(ICPSR 9297)

Extent of collection: 1 data file

rectangular file structure
3,094 cases
26 variables
139-unit-long record
1 record per case

**Juvenile court statistics, 1986:
Reported cases in calendar year
data base**

(ICPSR 9691)

Extent of collection: 1 data file

Extent of processing: MDATA

rectangular file structure
3,094 cases
33 variables
207-unit-long record
1 record per case

**Juvenile court statistics, 1987:
[United States]**

(ICPSR 6119)

Extent of collection: 1 data file + machine-
readable documentation (text)

Extent of processing: MDATA

rectangular file structure
3,022 cases per collection
33 variables
207-unit-long record
1 record per case

Documentation machine-readable only

**Juvenile court statistics, 1988:
[United States]**

(ICPSR 6120)

Extent of collection: 1 data file + machine-
readable documentation (text)

Extent of processing: MDATA

rectangular file structure
3,022 cases per collection
33 variables
207-unit-long record
1 record per case

Documentation machine-readable only

**Juvenile court statistics, 1989:
[United States]**

(ICPSR 6121)

Extent of collection: 1 data file + machine-
readable documentation (text)

Extent of processing: MDATA

rectangular file structure
3,022 cases per collection
33 variables
207-unit-long record
1 record per case

Documentation machine-readable only

National Center for Juvenile Justice
and Minnesota State Court Administration

**Minnesota juvenile court records,
1984-1987**

(ICPSR 9447)

Summary: This data collection provides information on the disposition of juvenile court cases (delinquency, status, and dependency) in the state of Minnesota. Data are included on all cases petitioned before the juvenile courts and supply information on sex, race, and birth date of juveniles, court referral date, major allegation, number of law violations, number of prior referrals, detention status, court action, and placement status. Class IV

Universe: Records from the state of Minnesota's courts with juvenile jurisdiction.

Extent of collection: 4 data files + machine-
readable documentation

Logical record length data format

Parts 1-4

Minnesota juvenile court data, 1984-1987
rectangular file structure
17,777 to 32,584 cases per part
56 variables
154- to 164-unit-long record per part
1 record per case

Documentation machine-readable only

National Center for Juvenile Justice and
Missouri Division of Youth Services

**Missouri juvenile court records,
1984-1987**

(ICPSR 9448)

Summary: This data collection provides information on each juvenile case disposed in the state of Missouri during calendar years 1984-1987. The Missouri Division of Youth Services within the Dept. of Social Services began collecting and disseminating juvenile court data in 1975 as the result of legislation passed by the state. Despite this legislation, no binding laws required the courts to submit data to the Division of Youth Services. In 1980, such a law was passed, and data were first collected in 1982 and 1983. The system was automated in 1984, and these data are now available for public use. The data files provide information on juveniles' progress through the juvenile justice system from the time of referral to juvenile court to final disposition. Variables include sex, race, and birth date of the juveniles, court referral date, major allegation, number of law violations, number of prior referrals, detention status, jail status, court orders, placement status, and final court action. Class IV

Universe: Records from the state of Missouri's courts with juvenile jurisdiction.

Extent of collection: 4 data files + machine-readable documentation

Logical record length data format

Parts 1-4

Missouri juvenile court data, 1984-1987
rectangular file structure
48,418 to 57,963 cases per part
49 variables
105-unit-long record
1 record per case

Related Publications:

Office of Juvenile Justice and Delinquency
Prevention

Juvenile court statistics. Washington, DC:
U.S. Government Printing Office.

Office of Juvenile Justice and Delinquency
Prevention

"Updates on statistics." Washington, DC:
U.S. Government Printing Office, n.d.

Documentation machine-readable only

National Center for Juvenile Justice
and Nebraska Commission on Law
Enforcement and Criminal Justice

**Nebraska juvenile court records,
1975-1987**

(ICPSR 8915)

Summary: Data in this collection provide information on the disposition of juvenile court cases in the state of Nebraska. The data files contain individual records on each delinquency, status offense, neglect, and dependency case disposed. Cases processed formally (with a petition) and those handled informally (without a petition) are included for most courts. Records contain a county code, the youth's date of birth, age at referral, sex, date of referral, source of referral, number of prior referrals, care pending disposition, reason for referral, manner of handling, date of disposition, and case disposition. A case may have included more than one offense, but only the "most serious" offense (in the opinion of court personnel) is recorded. The majority of records also include information on diagnostic services needed, educational attainment, employment and school status, length of residence of child in county, child's living arrangements at referral, marital status of natural parents, combined family annual income, whether or not the youth was represented by counsel, and the occupation of the primary parent or guardian. Class IV

Universe: Records from the state of Nebraska's courts with juvenile jurisdiction.

Extent of collection: 13 data files + machine-readable documentation

Logical record length data format

Parts 1-13

Nebraska juvenile court data, 1975-1987
rectangular file structure
4,454 to 6,856 cases per part
40 variables
80-unit-long record
1 record per case

Related Publication:
Nebraska Commission on Law Enforcement
and Criminal Justice

"Juvenile court report, 1975-1984."
Nebraska Clearinghouse #L2500S002,
1976-1985.

Documentation machine-readable only

National Center for State Courts

**Public image of courts, 1977: General
public data**

(ICPSR 7703)

**Public image of courts, 1977: Special
publics data**

(ICPSR 7704)

These surveys represent national studies of attitudes toward courts and justice. They sought to measure perceptions of and experiences with local, state, and federal courts as well as general attitudes toward the administration of justice and legal actors. The general objectives of the study were to: (1) determine the levels of public knowledge of courts; (2) test reactions to situations which might or might not prompt recourse to courts; (3) determine the incidence, nature, and evaluations of court experience; (4) describe and account for evaluations of court performance; (5) indicate attitudes toward legal actors; (6) indicate reactions to alternative means of dispute resolution. Two samples were drawn: a national sample of the general public and a "special publics" sample of judges, lawyers, and community leaders. The 1,931 respondents in the general public sample were interviewed in person by the National Consumer Field Staff of Yankelovich, Skelly, and White, Inc. The 1,111 respondents in the special publics sample were interviewed by a special group of interviewers described as "retired business executives specially trained to interview leadership groups." All interviews took place from October to December 1977. There are 10 records per respondent in the general public sample and 9 per respondent in the special publics sample. Class I

Related Publications:

Yankelovich, Skelly, and White, Inc.

"The public image of courts: Highlights of a national survey of the general public, judges, lawyers, and community leaders" (Summary Report), 1978.

Yankelovich, Skelly, and White, Inc.

"The public image of courts: A national survey of the general public, judges, lawyers and community leaders" (Complete Report), 1978.

National Center for State Courts

**State court statistics, 1987:
[United States]**

(ICPSR 9266)

Summary: This data collection provides comparable measures of state appellate and trial court caseloads by type of case for the 50 states, the District of Columbia, and Puerto Rico. Court caseloads are tabulated according to generic reporting categories developed by the Court Statistics and Technology Committee of the Conference of State Court Administrators. These categories describe differences in the unit of count and the point of count when compiling each court's caseload. Major areas of investigation include: (1) case filings in state appellate and trial courts, (2) case dispositions in state appellate and trial courts, and (3) appellate opinions. Within each of these areas of investigation, cases are separated by main case type. Types include civil cases, capital punishment cases, other criminal cases, juvenile cases, administrative agency appeals, and several other types. Class IV

Universe: State appellate and trial court cases in the United States.

Note: Both parts of this collection contain alphabetic. SPSS/PC+ data definition statements accompany each file. (See also *State court statistics, 1978-1980* [ICPSR 8280].)

Extent of collection: 2 data files + machine-readable documentation

Card image data format

Part 1

Appellate court data
rectangular file structure
94 cases
190 variables
80-unit-long record
10 records per case

Part 2

Trial court data
rectangular file structure
183 cases
182 variables
80-unit-long record
13 records per case

Related Publication:

National Center for State Courts, Court Statistics Project

"State court caseload statistics: Report 1987." Williamsburg, VA: National Center for State Courts, 1989 (Publication No. R-109).

Documentation machine-readable only

Office of Juvenile Justice and Delinquency Prevention, U.S. Dept. of Justice

Study of tribal and Alaska Native juvenile justice systems in the United States, 1990

(ICPSR 9772)

Summary: This data collection focuses on juvenile justice systems administered by federally recognized Indian tribes throughout the United States. Responses were received from 93 tribes who indicated that they administered some form of juvenile justice system and from 57 tribes who indicated that they did not. Variables in the data collection include number of Indian juveniles aged 10-17 in the jurisdiction, types of cases that the juvenile justice system exercised jurisdiction over, type of court (tribal, state, federal), annual budget and sources of funds for the court, number of court personnel, types of legal statutes covering court activities, kinds of diversionary options available to the court, and the circumstances under which juveniles were held with adults. A separate file on juvenile offense rates according to tribe is provided.
Class IV

Universe: All federally recognized Indian tribes in the United States.

Note: These are tabular data.

Extent of collection: 2 data files + machine-readable documentation (text)

Extent of processing: `FREQ.PRV` MDATA

Logical record length data format

Part 1

Tribal juvenile jurisdiction, juvenile justice system activities, and court data
rectangular file structure
3,787 cases
approx. 100 variables
130-unit-long record
1 record per case

Part 2

Code explanations (juvenile justice code provisions for tribes)
87-unit-long record

Part 3

Code explanations (juvenile justice alternatives to prosecution for tribes)
112-unit-long record

Part 4

Code explanations (secure facilities for juveniles operated by tribes)
114-unit-long record

Part 5

Offense petition rates per 1000 Indian juveniles in 1990
rectangular file structure
62 cases
7 variables
89-unit-long record
1 record per case

Part 6

Code explanations (delinquent offenses in 1990)
113-unit-long record

Part 7

Code explanations (status offenders and nonoffenders)
104-unit-long record

Part 8

Code explanations (all-tribe survey—no juvenile justice activities)
86-unit-long record

Documentation machine-readable only

Pennsylvania Sentencing Commission
**Pennsylvania sentencing data, 1977,
1980, 1983**
(ICPSR 8327)

The Pennsylvania sentencing data contain information on sentencing decisions for three years, 1977, 1980, and 1983. The 1977 data are based on individual 12 percent random samples of sentences selected from each of Pennsylvania's 67 counties. The data include sentences imposed for felonies and misdemeanors, excluding driving under the influence. There are 2,907 cases in the 1977 data. The 1980 data were collected in 23 of Pennsylvania's 67 counties. The sampling strategy varied by county and a description is included in the codebook. There are 2,023 cases in the 1980 data. The 1983 data are based on sentencing guideline forms submitted to the Commission by sentencing judges. There are 16,569 cases in the 1983 data. Variables in the three files include defendant's sex, race, age, prior record, offense charge, sentences imposed, weapon usage, victim information, and socioeconomic status of the defendant. The logical record length of the data is 80 characters. *Class IV*

Rowland, C.K.

**Federal district court civil decisions,
1981-1987: Detroit, Houston, and
Kansas City**
(ICPSR 9367)

SUMMARY: These data describe unpublished civil cases filed and terminated in the three federal district courts of Detroit, Michigan, Houston, Texas, and Kansas City, Missouri, between 1981 and 1987. The data were collected to enable researchers to measure the relative influence of local legal environments and politicized judicial appointments on unpublished substantive and procedural outcomes. Variables in the collection specify the date a case was filed and terminated, type of case filed, specific judgment and nature of the decision, whether a monetary award was granted, and if so, the amount involved. Information also is included on whether a government litigant was involved, if a jury trial was requested and by whom, type of attorney for plaintiff and defendant, type and number of motions filed (and by whom), and outcome of appeal, if applicable. *Class IV*

Universe: Civil federal district court cases filed and terminated in Houston, Detroit, and Kansas City, between 1981 and 1987.

Extent of collection: 1 data file

Logical record length data format

rectangular file structure
7,995 cases
37 variables
60-unit-long record
1 record per case

Seron, Carroll

**Survey of lawyers in the metropolitan
New York media market, 1989**
(ICPSR 9823)

Summary: The purpose of this data collection was twofold. The survey was designed to ascertain the attitudes of attorneys regarding new techniques for obtaining clients, such as media advertising and solicitation, as well as their attitudes toward pro bono service, and to test whether attitudinal differences are related to demographic or organizational characteristics of the profession. A second purpose of the study was to serve as a screener to identify a group of attorneys in solo and small-firm practice who use new types of business-getting techniques. Variables in the collection include respondent attitudes toward advertising, unions, and pro bono cases; information on type of firm, number of attorneys in the firm, type of legal practice, and legal specialty; and demographic information such as religious affiliation, membership in local clubs or associations, college attended, marital status, number of children, income, number of years practicing law, and parents' occupations. *Class IV*

Universe: Lawyers in the metropolitan New York area.

Sampling: Stratified random sample.

Extent of collection: 1 data file + machine-readable documentation (text) + SPSS data definition statements

Card image data format with SPSS data definition statements

rectangular file structure
1,000 cases
133 variables
78-unit-long record
3 records per case

Documentation machine-readable only

Silverstein, Lee, and Stuart S. Nagel

**American Bar Foundation: State
criminal court cases, 1962**

(ICPSR 7272)

During the years 1963–1964 data were collected on the 1962 criminal court cases for the 50 states and the District of Columbia. A sample of cases from 194 counties was selected and weighted to yield a national cross-section of cases. The data include demographic information on the defendant, state and county of trial, offense charged, sentence, type of counsel, amount of bail, length of time in jail, and other variables relating to disposition of the case. There is one card of data for each of the 11,257 cases. Class IV

Related Publications:

Nagel, Stuart S.

"Disparities in criminal procedure." *UCLA Law Review* 14 (1967), 1272.

Nagel, Stuart S.

"The tipped scales of American justice." *Transaction: Social Science and Modern Society* (1966), 3.

Nagel, Stuart S.

"Effects of alternative types of counsel on criminal procedure." *Indiana Law Journal* 48 (1973), 404.

Spaeth, Harold J.

**United States Supreme Court judicial
database, 1953–1993 terms**

(ICPSR 9422)

Summary: This data collection encompasses all aspects of United States Supreme Court decision-making from the beginning of the Warren Court in 1953 up to the completion of the 1993 term of the Rehnquist Court on June 28, 1993, including any decisions made afterward but before the start of the 1994 term on October 4, 1993. In this collection, distinct aspects of the court's decisions are covered by six types of variables: (1) identifi-

cation variables including case citation, docket number, unit of analysis, and number of records per unit of analysis, (2) background variables offering information on origin of case, source of case, reason for granting cert, parties to the case, direction of the lower court's decision, and manner in which the Court takes jurisdiction, (3) chronological variables covering date of term of court, chief justice, and natural court, (4) substantive variables including multiple legal provisions, authority for decision, issue, issue areas, and direction of decision, (5) outcome variables supplying information on form of decision, disposition of case, winning party, declaration of unconstitutionality, and multiple memorandum decisions, and (6) voting and opinion variables pertaining to the vote in the case and to the direction of the individual justices' votes.

Universe: United States Supreme Court decisions from the beginning of the Warren Court in 1953 through the completion of the most recent term of the Rehnquist Court.

Note: The data collection contains undocumented codes.

Extent of collection: 1 data file + machine-readable documentation (text) + SAS data definition statements + SPSS data definition statements

Extent of processing: DDEF.ICPSR/ MDATA.PR/ REFORM.DATA/ REFORM.DOC/ UNDOCCHK.ICPSR

Logical record length data format with SAS and SPSS data definition statements

rectangular file structure
11,058 cases
239 variables
422-unit-long record
1 record per case

Related Publications:

Spaeth, Harold J.

"Consensus in the unanimous decisions of the U.S. Supreme Court." *Judicature* 72 (1989), 274–281.

Spaeth, Harold J., and Jeffrey A. Segal

"Decisional trends on the Warren and Burger court: Results from the Supreme Court data base project." *Judicature* 72 (1989), 103–107.

Spaeth, Harold J., Saul Brenner, and Timothy M. Hagle

"The defection of the marginal justice on the Warren Court." *Western Political Quarterly* 42 (1989), 409–425.

Documentation machine-readable only

Trubek, David M., et al.

Survey of households in five judicial districts of the United States: A civil litigation project, 1977-1979

(ICPSR 9743)

Summary: This data collection is based on the household screening survey conducted by the Civil Litigation Research Project (CLRP) in 1980. The survey was conducted in five federal judicial districts in the United States: Eastern Wisconsin, Eastern Pennsylvania, South Carolina, New Mexico, and Central California. The primary objective of the study was to identify individuals involved in disputes that might have become lawsuits. The major area of investigation was claiming behavior. The dataset also includes 54 households from the "screened experiment," whereby households known to have been involved in lawsuits were contacted. Demographic variables include the age, sex, education, occupation, and union status of the chief wage earner. Also included are the respondent's sex, race, and family income. Questions were asked about consumer problems, problems with persons who owed the respondent money, discrimination problems, debt problems, property-related problems, mortgage-related problems, landlord-tenant problems, problems with government benefits, and post-divorce problems. The unit of analysis is the household. Class IV

Universe: Households with telephones in five federal judicial districts in the United States.

Sampling: Cluster sampling using a random-digit dialing technique.

Note: In this hierarchical dataset there are a total of 14 different record types, with the number of records and variables varying from household to household. There are 116 variables for type (1) records, 10 variables for type (2) records, 51 variables for type (3) records, 10 variables for type (4) records, 11 variables for type (5) records, 8 variables for type (6) records, 6 variables for type (7) records, 14 variables for type (8) records, 15 variables for type (9) records, 7 variables for type (10) records, 6 variables for type (11) variables, 7 variables for type (12) variables, 5 variables for type (13) records, and 8 variables for type (14) variables. A total of 5,202 households were sampled. This collection is a revision and extension of Part 3 of *Civil litigation in the United States, 1977-1979* (ICPSR 7994).

Extent of collection: 1 data file + machine-readable documentation (text) + data collection instrument

Extent of processing: MDATA

Logical record length data format

hierarchical file structure
283-unit-long record

Related Publications:

Kritzer, Herbert M.

The justice broker: Lawyers and ordinary litigation. New York, NY: Oxford University Press, 1990.

Kritzer, Herbert M.

Let's make a deal: Understanding the negotiation process in ordinary litigation. Madison, WI: University of Wisconsin Press, 1991.

Kritzer, Herbert M., W.A. Bogart, and Neil Vidmar
"The aftermath of injury: Cultural factors in compensation seeking in Canada and the United States." *Law and Society Review* 25 (1991).

Documentation machine-readable only

U.S. Sentencing Commission

Augmented federal probation, sentencing, and supervision information system, 1985

(ICPSR 9664)

Summary: The United States Sentencing Commission, established by the 98th Congress, is an independent agency in the judicial branch of government. The Commission recommends guidelines prescribing the appropriate form and severity of punishment for offenders convicted of federal crimes. These data were collected to determine whether sentencing disparities existed and whether the guidelines were adequate. Basic information in the collection includes a description of the offense, characterization of the defendant's background and criminal record, method of disposition of the case, and sentence imposed. Felony and misdemeanor cases are included while petty offense cases are excluded. Three types of additional information were used to augment the existing data: (1) more detailed offense and offender characteristics identified by the United States Sentencing Commission but coded by federal probation officers, (2) actual time served in prison from the SENTRY data file of the

United States Bureau of Prisons, and (3) information necessary to estimate prospective release dates from the hearing files of the United States Parole Commission. The unit of analysis is the defendant. Class IV

Sampling: Stratified random sample.

Universe: Individuals sentenced for serious misdemeanor or felony offenses between October 1, 1984, and September 30, 1985, in United States District Courts.

Note: For reasons of confidentiality, specific information identifying defendants has been eliminated from these data.

Extent of collection: 4 data files + machine-readable documentation (text) + SAS data definition statements + SPSS data definition statements

Logical record length data format with SAS and SPSS data definition statements

Part 1

Drug offenses data
rectangular file structure
2,879 cases
186 variables
1,722-unit-long record
1 record per case

Part 2

Street crime offenses data
rectangular file structure
2,756 cases
186 variables
1,722-unit-long record
1 record per case

Part 3

White collar offenses data
rectangular file structure
2,815 cases
186 variables
1,722-unit-long record
1 record per case

Part 4

Other offenses data
rectangular file structure
2,120 cases
186 variables
1,722-unit-long record
1 record per case

Documentation machine-readable only

U.S. Sentencing Commission

Impact of sentencing guidelines on the use of incarceration in federal criminal courts in the United States, 1984-1990

(ICPSR 9845)

Summary: The primary purpose of this data collection was to examine the impact of the implementation of sentencing guidelines on the rate of incarcerative and nonincarcerative sentences imposed and on the average length of expected time to be served in incarceration for all offenses as well as for select groups of offenses. The measure of sentence length, "expected time to be served," was used to allow for assumed good time and parole reductions. This term represents the amount of time an offender can expect to spend in prison at the time of sentencing, a roughly equivalent standard that can be measured before and after the implementation of federal criminal sentencing guidelines in 1987. Three broad offense categories were studied: drug offenses, robbery, and economic crimes. Drug offenses include a wide range of illegal activities involving marijuana, heroin, and cocaine. Robbery includes bank and postal robbery (both armed and unarmed) as well as other types of robbery offenses that appear less frequently in the federal system, such as carrying a firearm during the commission of a robbery. Economic offenses include fraud (bank, postal, and other), embezzlement (bank, postal, and other), and tax evasion. Other monthly data are provided on the number of prison and probation sentences for all offenses and by offense categories. Class IV

Universe: All federal criminal cases from 1984 to 1990 contained in the Federal Probation Sentencing and Supervision Information System (FPSSIS) of the Administrative Office of the United States Courts.

Extent of collection: 1 data file + machine-readable documentation (text)

Card image data format

rectangular file structure
81 cases
38 variables
72-unit-long record
5 records per case

Related Publication:

United States Sentencing Commission

"The federal sentencing guidelines: A report on the operations of the guidelines system and short-term impacts of disparity in sentencing, use of incarceration, and prosecutorial discretion and plea bargaining." Volume 2, December 1991.

Documentation machine-readable only

U.S. Sentencing Commission

Monitoring of federal criminal sentences, 1987-1993

(ICPSR 9317)

Summary: This collection contains information on federal criminal cases sentenced under the Sentencing Guidelines and Policy Statements of the Sentencing Reform Act of 1984. The data files include all cases received by the United States Sentencing Commission that had sentencing dates between November 1, 1987 and September 30, 1993, and were assessed as constitutional. Constitutionality compares each case's sentencing date, circuit, district, and judge to provide uniformity in reporting the cases. The cases are categorized either as New Law, with all offenses occurring after the November 1, 1987, guidelines, or as Mixed Law, with at least one count occurring after the guideline effectiveness date and other counts prior to the guidelines. The first database contains 6,129 New Law cases and 94 Mixed Law cases that were sentenced between November 1, 1987, and December 31, 1988. The second database includes 9,233 New Law and 127 Mixed Law cases sentenced between January 1, 1989, and June 30, 1989. The third has a total of 29,011 New Law cases that were sentenced from October 1, 1989, through September 30, 1990. The fourth data file contains information on 33,419 cases sentenced between October 1, 1990, and September 30, 1991. The fifth has information on 38,258 cases sentenced between October 1, 1991, and September 30, 1992. The sixth file provides information on 42,107 cases sentenced between October 1, 1992, and September 30, 1993.

Universe: All federal criminal court cases entering the court system between 1987 and 1993.

Note: The codebook for Part 4, 1989-1990 Data, is hardcopy only.

Extent of collection: 6 data files + machine-readable documentation (text) + SAS data definition statements + SPSS data definition statements + data collection instrument

Extent of processing: CONCHK.ICPSR/
DDEF.ICPSR/MDATA.PR/REFORM.DOC/
UNDOCCHK.PR

Logical record length data format, with SAS and SPSS data definition statements (for Parts 6 and 8 only)

Part 1
1987-1988 data
rectangular file structure
6,223 cases
90 variables
236-unit-long record
1 record per case

Part 2
1989 data
rectangular file structure
22,676 cases
90 variables
226-unit-long record
1 record per case

Part 4
1989-1990 data
rectangular file structure
29,011 cases
92 variables
548-unit-long record
1 record per case

Part 5
1990-1991 data
rectangular file structure
33,419 cases
254 variables
2,591-unit-long record
1 record per case

Part 6
1991-1992 data
rectangular file structure
38,258 cases
253 variables
738-unit-long record
1 record per case

Part 8
1992-1993 data
rectangular file structure
42,107 cases
248 variables
722-unit-long record
1 record per case

Related Publication:
United States Sentencing Commission
Annual Report. Washington, DC: U.S.
Government Printing Office, annual.

Documentation machine-readable only

U.S. Sentencing Commission

National survey of judges and court practitioners, 1991

(ICPSR 9837)

Summary: The United States Sentencing Commission, established by the 98th Congress, is an independent agency in the judicial branch of government. The Commission's primary function is to institute guidelines that prescribe the appropriate form and severity of punishment for offenders convicted of federal crimes. This survey was developed in response to issues that arose during site visits conducted in conjunction with an implementation study of sentencing guidelines and was intended to supplement the information obtained in the more extensive site visit interviews. Topics include the impact of the plea agreement, departures by the court, mandatory minimum sentences, the general issue of unwarranted sentencing disparity, and whether this disparity had increased, decreased, or stayed about the same since the sentencing guidelines were imposed in 1987. Class IV

Universe: Federal district judges, public defenders, assistant United States attorneys engaged in criminal work, federal panel attorneys, and federal probation officers.

Sampling: All federal district judges and federal public defenders were surveyed. A random sample was drawn of assistant United States attorneys engaged in criminal work, federal panel attorneys, and federal probation officers who prepare pre-sentence reports or perform investigations for those reports.

Extent of collection: 1 date file + machine-readable documentation (text)

Extent of processing: `FREQ.PR`

Card image data format

rectangular file structure
1,802 cases
53 variables
80-unit-long record
6 records per case

Documentation machine-readable only

U.S. Sentencing Commission

**Organizations convicted in federal criminal courts, 1988-1990:
[United States]**

(ICPSR 9513)

Summary: The data describe offense and sentencing characteristics for organizations sentenced in federal district courts in 1988-1990. The purpose of the collection was to shape the guidelines development process of the United States Sentencing Commission. The Commission's primary function is to inform federal courts of sentencing policies and practices that include guidelines prescribing the appropriate form and severity of punishment for offenders convicted of federal crimes. Court-related variables include primary offense type, pecuniary offense loss and gain, dates of disposition and sentencing, method of determination of guilt, number of counts pled and charged, and dates and types of sentencing and restitution. Defendant organization variables include ownership structure, number of owners and employees, highest level of corporate knowledge of the criminal offense, highest level of corporate indictment and conviction for participation in the criminal offense, annual revenue, equity and financial status of the defendant organization, whether it was a criminal organization, duration of criminal activity, and risk to national security. Class IV

Universe: All organizational defendants sentenced in federal district courts during 1988, 1989, and 1990.

Extent of collection: 3 data files + machine-readable documentation (text) + database dictionaries

Logical record length data format

Part 1

Organizational defendants data, 1988

rectangular file structure
328 cases
80 variables
999-unit-long record
1 record per case

Part 2

Organizational defendants data, 1989-1990

rectangular file structure
446 cases
68 variables
816-unit-long record
1 record per case

Part 3

Statute data, 1989-1990

rectangular file structure
446 cases
47 variables
417-unit-long record
1 record per case

Documentation machine-readable only

U.S. Sentencing Commission

Prosecutorial discretion and plea bargaining in federal criminal courts in the United States, 1983-1990

(ICPSR 9844)

Summary: The primary purpose of this data collection was to study whether prosecutorial behavior was affected by the implementation of federal criminal sentencing guidelines in 1987. Monthly time series data were constructed on a number of prosecutorial outcomes, representing either discrete decision steps in the processing of criminal cases or the characteristics of cases that pass through the system. Variables include disposition year and month; number of matters initiated; number of cases filed, declined, and dismissed; number of convictions by trial, by jury, and by bench trial; number of guilty pleas; ratio of guilty pleas to cases resolved; and ratio of trials to cases resolved. The collection also provides a series of dichotomous variables to assess the impact of various events on prosecutorial outcomes over time. These events in-

clude the Anti-Drug Abuse Act of 1986 (effective November 1986), implementation of the sentencing guidelines (November 1987), Anti-Drug Abuse Act of 1988 (November 1988), United States Supreme Court's decision in the *Minstreita* case affirming the constitutionality of the sentencing guidelines (January 1989), and Attorney General Thornburgh's memo outlining Justice Dept. policy on charging and prosecution (March 1989). Class IV

Universe: All federal criminal cases from 1983 to 1990 contained in the Federal Probation Sentencing and Supervision Information System (FPSSIS) of the Administrative Office of the United States Courts.

Extent of collection: 1 data file + machine-readable documentation (text)

Card image data format

rectangular file structure
78 cases
26 variables
72-unit-long record
4 records per case

Related Publication:

United States Sentencing Commission

"The federal sentencing guidelines: A report on the operations of the guidelines system and short-term impacts of disparity in sentencing, use of incarceration, and prosecutorial discretion and plea bargaining." Volume 2, December 1991.

Documentation machine-readable only

U.S. Sentencing Commission

United States federal mandatory minimum statutes study, 1989-1990

(ICPSR 6009)

Summary: In response to a Congressional directive, the United States Sentencing Commission completed this study of federal mandatory minimum statutes with an emphasis on the presence and/or applicability of statutes prior to conviction and sentencing. To collect this type of detailed information, it was necessary to examine actual offense behavior. To that end, the Commission selected for detailed review a 12.5 percent random sample of its FY90 database of 29,011 cases, focusing on controlled substance offenses and firearms violations. The screening process yielded 1,165 cases. For these defendants,

information was recorded on real offense components, indictment history, mode of conviction, and convicted charges, as well as sentence imposed, plea agreements, stipulations, and guideline factors. This information allows for a procedural tracking of cases and the application of mandatory minimum provisions at various stages of the criminal justice process. Class IV

Universe: All federal criminal court cases during the period 1989–1990.

Sampling: Cases were chosen for inclusion in this collection based upon defendants whose cases indicated the appropriateness of a mandatory minimum penalty.

Extent of collection: 1 data file + machine-readable documentation (text)

Extent of processing: MDATA

Logical record length data format

rectangular file structure
1,165 cases
approx. 350 variables
2,641-unit-long record
1 record per case

Documentation machine-readable only

Vera Institute of Justice

New York City court employment project evaluation study, 1976–1979
(ICPSR 7832)

The New York City Court Employment Project (CEP) is an independent corporation under contract to New York City's Human Resources Administration. CEP was designed to divert accused offenders from routine court procedures of criminal prosecution, sentencing, and possible incarceration, and to place them into jobs, training, or vocationally oriented counseling services. Established in 1968, making it one of the oldest pretrial intervention programs in the U.S., the ultimate aim of CEP is to change the income-generating behavior of its participants to reduce their subsequent criminal activity. Eligible defendants must agree to attend mandatory counselling sessions, devise and execute an individual plan for securing training and employment, and avoid arrest and conviction during their participation. Charges are dismissed by the court if, at the end of the six-month period,

CEP counselors determine that the defendant has participated successfully. The Vera Institute of Justice, a nonprofit policy research agency which originally organized CEP, conducted its evaluation of CEP with funding from the National Institute of Law Enforcement and Criminal Justice. The study compares a control group of non-CEP offenders with an experimental group of CEP participants to assess the program's effectiveness in helping offenders find and maintain employment or training and avoid criminal activity. Data were collected on 666 subjects with 410 in the experimental group and 256 in the control group. Three interviews were conducted at six-month intervals with each subject, initially to record self-reports about criminal activity, work experience, social service and training needs, and then to maintain current information about their school, employment, income, and court processing status. Files from the NYC Police Dept., the Criminal Justice Agency, and CEP were used to obtain information on the prior and subsequent arrests of the participants. Variables include the age, sex, race, and charges against the defendant, previous training and work experience, satisfaction with CEP services, attendance at counseling sessions, type of employment found, job attendance, and subsequent arrests and convictions. The collection contains 29,422 card images with up to 61 records for each of the 666 cases. Class IV

Whinery, Leo H., et al.

Predictive sentencing of 16–18 year old male habitual traffic offenders, 1969–1975: [Oklahoma]
(ICPSR 8508)

Summary: The purpose of this study was to test the way in which different treatment modalities for teenage traffic offenders affected sentencing for subsequent traffic violations. The principal investigators focused on three things: psychological motivation or investment of emotional or psychic energy which motivates offenders to violate the law, cognitive knowledge or lack of knowledge relevant to law violation, and values relevant to a person's concern for compliance with the law. Information was collected on the personality, family, and social traits of the offenders and a control group. School, court, and police records were also reviewed. Data are provided on different treatments in terms of traffic recidivism, accident involvement, and non-traffic recidivism. Class IV

Universe: All 16- to 18-year-old males in Oklahoma between the years 1969 and 1975.

Sampling: Control groups were matched to offenders based on socioeconomic and demographic characteristics.

Note: Part 5 has a FORTRAN program which may be used to produce tables for four variables over a six-year period. The tables are included in the hardcopy codebook. No further documentation for the FORTRAN program is available.

Extent of collection: 14 data files

Card image data format

Parts 1, 2:

Descriptive phase, Norman, Oklahoma: Demographic data and demographic subset data
rectangular file structure
168 and 46 cases
448 variables
80-unit-long record
11 records per case

Part 3:

Descriptive phase, Norman, Oklahoma: Sequentially sentenced Group 2 offenders in predictive phase format data
rectangular file structure
44 cases
105 variables
80-unit-long record
3 records per case

Parts 4, 5:

Quasi-control fine group, Norman, Oklahoma: Group 6, offender and 6-year recidivism data
rectangular file structure
140 and 121 cases
181 and 24 variables
80-unit-long record
4 and 7 records per case

Parts 6, 7, 8:

Predictive (cross-validation) phase, Norman, Oklahoma: Groups 1-5, offender and recidivism data
rectangular file structure
27 to 65 cases per part
105 variables
80-unit-long record
3 to 4 records per case per part

Part 9:

Predictive (cross-validation) phase, Norman, Oklahoma: 14- and 15-year-olds data
rectangular file structure
28 cases
105 variables
80-unit-long record
3 records per case

Part 10:

Predictive (cross-validation) phase, Tulsa, Oklahoma: Tulsa fine control data
rectangular file structure
65 cases
105 variables
80-unit-long record
3 records per case

Parts 11, 12:

Predictive (cross-validation) phase, Tulsa, Oklahoma: Groups 1-5, sequentially and predictively sentenced offender data
rectangular file structure
51 and 82 cases
105 variables
80-unit-long record
3 records per case

Parts 13, 14:

Predictive (cross-validation) phase, Little Cities, Oklahoma: Fine control and Group 2 sentenced offenders data
rectangular file structure
26 and 23 cases
105 variables
80-unit-long record
3 records per case

Yankelovich, Skelly, and White, Inc.

Survey of judges on the role of courts in American society, 1979

(ICPSR 7824)

The U.S. Dept. of Justice's Office for Improvements in the Administration of Justice authorized this survey. The role of courts, rather than encompassing issues of policy-making, is more narrowly focused on issues of caseload management. Federal and state judges in five districts (Milwaukee/Eastern Wisconsin, South Carolina, Philadelphia/Eastern Pennsylvania, Albuquerque/New Mexico, and Los Angeles/Central California) were questioned about the amount of time they spent on routine judicial activities, the time spent on certain types of cases, their techniques for reducing or more expeditiously

handling heavy caseloads, and their suggestions for extra-judicial dispute settlement processes that could serve as alternatives to courts. Variables include judges' legal education and experience, types of cases heard in the previous year, percent of time spent on particular types of cases, characteristics of cases requiring excessive time, and techniques for caseload management. The collection contains approximately 250 variables for each of the 104 respondents and has a logical record length of 720. Class IV

SEE ALSO...

The following data collection contains information related to topics covered in this chapter. For a full description of this study, consult the chapter indicated.

Association of the Bar of the City of New York and the Drug Abuse Council, Inc. **New York drug law evaluation project, 1973** (ICPSR 7656) See XIV. Drug use and crime



VII. Criminal justice system

Bureau of Justice Statistics,
U.S. Dept. of Justice

Expenditure and employment data for the criminal justice system

These data collections present public expenditure and employment data pertaining to criminal justice activities in the United States. The data were collected by the U.S. Bureau of the Census for the Bureau of Justice Statistics. Information on employment, payroll, and expenditures is provided for police, courts, prosecutors' offices, and corrections agencies. Specific variables include identification of each government, number of full- and part-time employees, level of full- and part-time payroll, current expenditures, capital outlay, and intergovernmental expenditures. Class II

Universe: All state, county, municipality, and township governments and university campus police departments in the United States.

Sampling: A probability sampling was used in which the relative size of a government's criminal justice expenditure as reported in the 1982 Census of Governments determined its probability of selection. The sample includes all county governments, all municipalities with populations of 10,000 or more, a probability sample of cities and townships with populations of less than 10,000 selected according to the relative size of annual expenditures. Each sample case was assigned a weight based on its probability of selection.

Related Publication:
U.S. Dept. of Commerce, U.S. Bureau of the Census

"Expenditure and employment data for the criminal justice system." Washington, DC: U.S. Government Printing Office, annual.

**Expenditure and employment data
for the criminal justice system**
[United States]: Extract file, 1982

(ICPSR 8382)

**Expenditure and employment data
for the criminal justice system**
[United States]: Extract file, 1983

(ICPSR 8455)

**Expenditure and employment data
for the criminal justice system**
[United States]: Extract file, 1984

(ICPSR 9162)

**Expenditure and employment data
for the criminal justice system**
[United States]: Extract file, 1985

(ICPSR 9161)

**Expenditure and employment data
for the criminal justice system**
[United States]: Extract file, 1986

(ICPSR 9160)

**Expenditure and employment data
for the criminal justice system**
[United States]: Extract file, 1987

(ICPSR 9396)

**Expenditure and employment data
for the criminal justice system**
[United States]: Extract file, 1988

(ICPSR 9554)

**Expenditure and employment data
for the criminal justice system**
[United States]: Extract file, 1989

(ICPSR 9773)

**Expenditure and employment data
for the criminal justice system
[United States]: Extract file, 1990**

(ICPSR 6006) (Diskette D00122)

**Expenditure and employment data
for the criminal justice system
[United States]: Extract file, 1991**

(ICPSR 6259) (Diskette D00158)

Extent of collections: 1 data file per collection + machine-readable documentation + SAS data definition statements (1989 and 1990 only) + SPSS data definition statements

OSIRIS and card image data formats, with SPSS data definition statements for each (1982–1988); OSIRIS data format with SAS and SPSS data definitions statements (1989 and 1990)

rectangular file structure

321 to 330 cases per collection
78 to 96 variables per collection
480- to 803-unit-long record per collection
8 to 13 records per case per collection

Documentation machine-readable only

**Expenditure and employment data
for the criminal justice system:
Annual files, 1971–1979**

(ICPSR 7618)

There is a separate dataset for each fiscal year beginning in 1970–1971. Data were collected for all state and county governments, all municipal governments with a population over 10,000, and a sample of municipal governments with a population under 10,000. The survey was conducted using both field compilation and mail canvass. There are approximately 8,000 records in each file. Data and documentation for fiscal years 1971–1975 were prepared by the Center for Advanced Computation, University of Illinois, Urbana.

**Expenditure and employment data for
the criminal justice system: Individual
units file and estimates file, 1985**

(ICPSR 8650)

Sampling: Included were 173 state, county, municipality, and township governments serving populations of 10,000 or more, 8,100 general purpose state and local governments with populations under 10,000, and 1,000 special campus police departments from universities and colleges.

Extent of collection: 2 data files + machine-readable documentation (text) + SPSS data definition statements + data collection instrument

Extent of processing: MDATA/ UNDOCCHK.ICPSR

OSIRIS and card image data formats, with SPSS data definition statements for each

Part 1

Individual units file
rectangular file structure
7,276 cases
166 variables
1,153-unit-long record
19 records per case

Part 2

Estimates file
rectangular file structure
366 cases
143 variables
691-unit-long record
11 records per case

Documentation machine-readable only

**Expenditure and employment data for
the criminal justice system: Individual
units file and estimates file, 1988**

(ICPSR 9446) (Diskettes D00028–D00030)

Summary: The purpose of this data collection was to collect civil and criminal justice expenditure and employment data for the Bureau of Justice Assistance (BJA), Dept. of Justice. These types of data are needed because the Justice Improvement Act of 1979, as amended, requires that block grants to each state be allocated between the state and local governments according to the ratio of state-to-local justice expenditure.

Extent of collection: 2 data files + machine-readable documentation + SPSS data definition statements

OSIRIS and card image data formats, with SPSS data definition statements for each

Part 1

Individual units file
rectangular file structure
7,328 cases
182 variables
1,175-unit-long record
15 records per case

Part 2

Estimates file
rectangular file structure
366 cases
167 variables
840-unit-long record
1 record per case

Documentation machine-readable only

Expenditure and employment data for the criminal justice system:

Longitudinal file, 1971-1979, 1985, 1988

(ICPSR 7636)

Extent of collection: 1 data file + machine-readable documentation (text) + SAS data definition statements + SPSS data definition statements + data collection instruments

Logical record length data format with SAS and SPSS data definition statements

rectangular file structure
14,382 cases
1,121 variables
8,755-unit-long record
1 record per case

Documentation machine-readable only

Bureau of Justice Statistics,
U.S. Dept. of Justice

National justice agency lists

The National Justice Agency List is a master name and address file created and maintained by the Bureau of the Census for the Bureau of Justice Statistics. The file was first created in 1970 and the Bureau of the Census has continued to maintain and expand it since then. The file contains information for the following sectors: public defenders, law enforcement, courts, probation enforcement, probation and parole, juvenile corrections, local adult corrections, state adult corrections, federal adult corrections, and other justice agencies. Variables include name of the agency, address, state and region identification, telephone number, FIPS code, population, total workload, and number of professional and total employees.

Universe: All criminal justice agencies in the United States.

Related Publication:

Bureau of Justice Statistics

"Justice agencies in the United States" (summary report). Washington, DC: U.S. Government Printing Office, 1980.

National justice agency list, 1980

(ICPSR 7858)

Class II

Note: ICPSR has separated the master file into ten subfiles, corresponding to the ten sectors in the master file. Every file has variables containing the names and addresses of agencies in that sector and information relevant only to the agencies within the sector.

Part 1

Courts

There are 10,000 courts listed. In addition, state government agencies are also included. Variables include court structure, type of jurisdiction the court has, and the location of court records. This file has 28 variables and 20,092 records, each with a logical record length of 205.

Part 2

State adult correctional facilities

There are 791 facilities listed. Variables include type of institution, agency employment size, sex of inmates, and funding code. There are 31 variables in this file.

Part 3

Public defender agencies

There are 746 agencies listed. Variables include type of agency, type of cases handled, agency employment size, and funding code. There are 31 variables in this file.

Part 4

Probation and parole agencies

There are 3,575 agencies listed. Variables include type of system, agency client caseload, agency employment size, and funding code. There are 31 variables in this file.

Part 5

"Other" agencies

There are 1,788 agencies listed. Variables include type of services and agency employment size. There are 37 variables in this file.

Part 6

Local jails

There are 3,495 local jails listed. Variables include sex of inmates, number of female inmates, inmate population, and funding code. There are 31 variables in this file.

Part 7

Prosecution and civil attorney agencies

There are 8,562 agencies listed. Variables include type of agency, types of cases prosecuted, agency employment size, number of attorneys, and funding code. There are 31 variables in this file.

Part 8

Federal and Indian tribal agencies

There are 1,215 agencies listed. Variables include type of justice sector, employment size, and funding code. There are 28 variables in this file.

Part 9

Law enforcement agencies

There are 19,298 agencies listed. Variables include type of agency, employment size, and number of sworn police. There are 30 variables in this file.

Part 10

Juvenile and correctional facilities

There are 1,019 facilities listed. Variables include type of facility, sex of residents, resident population, and employment size. There are 30 variables in this file.

Documentation machine-readable only

National justice agency list, 1985

(ICPSR 8489)

National justice agency list, 1986

(ICPSR 8692)

National justice agency list, 1987

(ICPSR 9482)

Class IV

Extent of collection: 1 data file per collection

Logical record length data format

rectangular file structure

59,975 to 61,408 cases per collection

38 to 40 variables per collection

360-unit-long record

1 record per case

National justice agency list, 1992

(ICPSR 6228)

Extent of collection: 1 data file + machine-readable documentation (text) + SAS data definition statements + SPSS data definition statements

Logical record length data format with SAS and SPSS data definition statements

rectangular file structure

25,026 cases

40 variables

360-unit-long record

1 record per case

Documentation machine-readable only

Bureau of Justice Statistics,
U.S. Dept. of Justice

State and local prosecution and civil attorney systems, 1976

(ICPSR 7674)

The study is a census of all state and local prosecutors and civil attorney systems. The data were collected in late 1976 by the U.S. Bureau of the Census for the Bureau of Justice Statistics. The study includes information concerning jurisdiction, funding and operation, employment, compensation, policies, and number and type of employees. There are 43 variables for 9,229 agencies. Class II

Bureau of Justice Statistics,
U.S. Dept. of Justice

State and local probation and parole systems, 1976

(ICPSR 7673)

This study is a census of all state and local probation and parole systems. It was conducted in late 1976 by the United States Bureau of the Census for the Bureau of Justice Statistics. The data contain information on each agency, including jurisdiction, funding and operation, employment, and client caseload. There are 93 variables for 3,587 agencies. Class II

American Justice Institute

Systems and training requirements for criminal justice participants (Project STAR), 1971-1974: California, Michigan, New Jersey, Texas

(ICPSR 8392)

Project STAR was designed to collect information about the various roles of operational criminal justice personnel in order to assist in the design of educational and training programs for these personnel. Data were collected from a two-part questionnaire administered to criminal justice personnel in four states: California, Michigan, New Jersey, and Texas. The first part of the questionnaire contains general information including personal, attitudinal, and opinion items as well as questions concerning the goals of the criminal jus-

tice system. The second part consists of 97 situations which the respondent was asked to rank using a five-part scale. The situations deal with the roles of police officers, prosecuting attorneys, defense attorneys, judges, probation officers, correctional officers, and parole officers. The data are organized in four files by state. The logical record length is 3,912 characters for all cases. Class IV

Bureau of Social Science Research, Inc.

National manpower survey, 1973-1976

(ICPSR 7675)

The National Manpower Survey was undertaken in 1974 to assess the adequacy of existing federal, state, and local training and education (T and E) programs to meet current personnel needs in various law enforcement and criminal justice functions and operations. In order to assess the future adequacy of T and E resources, the study intended to project future personnel and training needs by occupation, in relation to anticipated availability of qualified personnel. It also sought to establish "needs priorities" as a basis for future training and academic assistance programs to be funded by the Bureau of Justice Statistics (BJS). The study design systematically covers the personnel needs in all state and local government agencies which are part of the law enforcement and criminal justice system. Sectors within the system include: (1) law enforcement sector, consisting of police departments and sheriffs agencies ranging in size from one person constabularies to large city departments employing 20,000 or more personnel; (2) correctional sector, including both adult and juvenile correctional institutions and agencies; (3) judicial process sector including a wide range of courts with varying jurisdictions and scopes, district attorneys' or prosecutors' offices, and public defenders' offices. The Bureau of Social Science Research was responsible for the acquisition and assessment of existing statistical data as well as the design and execution of systematic mail surveys of agencies, officials, and employees within the law enforcement/criminal justice system. Nine nationwide surveys were directed to executives in criminal justice agencies and two additional surveys were sent to general and appellate jurisdiction courts. The surveys attempted to assess manpower problems, in-service training content, and attitudes toward various issues such as plea bargaining and team

policing. The data contain approximately 358 variables varying from 200 to 2,000 cases per file, and a total of 98,924 across all 11 surveys. Class II

Camp, George M., and LeRoy Gould

Influence of sanctions and opportunities on rates of bank robbery, 1970-1975: [United States]

(ICPSR 8260)

This study was sponsored by the U.S. Dept. of Justice, National Institute of Justice. The grant number is 79-NI-AX-0117.

Summary: This study was designed to explain variations in crime rates and to examine the deterrent effects of sanctions by combining the effects of economic and sociological independent variables. The study concentrated primarily on bank robberies, but it also examined burglaries and other kinds of robberies over the period 1970-1975. The research design combined variables from three different perspectives: economic, sociological, and opportunity, in order to examine the effects of sanctions on robberies. Economic variables included certainty, severity, and immediacy of criminal sanctions. Sociological variables included urbanization, population mobility, rigidity of class structure, and economic means/ends discontinuities. Opportunity variables consisted of exposure, guardianship, and attractiveness of object. Other variables examined were (1) demographic information, including population changes and growth, percent nonwhite, income, and unemployment, (2) characteristics of banks, bank robberies, and assets, and (3) criminal justice information on crime clearance rates, arrests, and sentences. Class IV

Universe: Bank robberies in the 50 states, 1970-1975.

Sampling: The data collection is a pooled cross-sectional time-series of bank robberies in 50 states over a period of 6 years (1970-1975), resulting in 300 observations.

Extent of collection: 1 data file

Card image data format

rectangular file structure
300 cases
56 variables
80-unit-long record
7 records per case

Related Publication:

Gould, L.C., G.M. Camp, and J.K. Peck
"Economic and sociological theories of deterrence, motivation, and criminal opportunity: A regression analysis of bank robbery and other property crimes" (unpublished report). South Salem, NY: Criminal Justice Institute, Inc., 1983.

Center for Action Research and Social Science Education Consortium

Law-related education evaluation project [United States], 1979-1984

(ICPSR 8406)

Data were gathered for this evaluation to assess the degree of awareness of and receptivity to law-related education among professional groups and primary and secondary students. In 1981 and 1982, questionnaires were mailed to a sample of professionals in certain educational organizations as well as to school principals, juvenile justice personnel, and law school deans. The respondents were asked about their knowledge of and interest in law-related educational programs. Primary and secondary school students were selected for an impact evaluation of the law-related education programs. Questionnaires were administered to students during academic years 1982-1983 and 1983-1984, before and after taking law-related education courses. The data are organized in four files, two files from the mailout surveys and two from the student impact questionnaires. The logical record length for the mailed surveys is 73 characters, with 1,790 cases in 1981 and 1,200 cases in 1982. The student file for 1982-1983 has 1,348 cases and a logical record length of 567; the file for 1983-1984 has 1,120 cases and a logical record length of 484. Class IV

Chabotar, Kent

National assessment of criminal justice needs, 1983: [United States]

(ICPSR 8362)

This study was sponsored by the U.S. Dept. of Justice, National Institute of Justice. The grant number is 80-IJ-CX-0001.

Summary: In 1983, the National Institute of Justice (NIJ) sponsored a survey by Abt Associates that was designed to identify the highest priority needs for groups were surveyed: judges and trial court administrators, (N = 234); corrections officials, (N = 275); public defenders, (N = 78); police, (N = 403); prosecutors, (N = 273); and probation/parole officials, (N = 184). Over 1,400 persons responded to the mail survey, or 61 percent of those surveyed. Selected respondents were then contacted by telephone in order to clarify their expressed problems and needs. The codebook includes the mailed questionnaire sent to each of the six groups in the study as well as a copy of the telephone interview guide. Variables in this study include background information on the respondents and their particular agencies, financial resources available to the agency, and technical assistance, research, and initiative programs used by the agency. There are six files in this dataset, all of which have logical record lengths of 80 characters. Class IV

Champagne, Anthony S., and Stuart S. Nagel

Legal service agencies, 1970

(ICPSR 7369)

These data, collected by the Office of Legal Services under the Office of Economic Opportunity, concern the effectiveness of legal service programs. The data include information about each agency, its budget, and the characteristics of its clients and personnel. Evaluations of the agencies' effectiveness and operation were made by a visiting observer based on consultations with staff and community members. Evaluative measures include community attitudes, agency resources, and staff competence. The dataset contains 175 variables on 197 agencies. Class II

Related Publications:

Champagne, Anthony S.

Causes of legal services effectiveness. Beverly Hills, CA: Sage Publications (Series in Administration and Policy Studies), 1975.

Nagel, Stuart S.

"A graphic look at the legal services program." *Frontiers of Economics* 1 (1975), 118-124.

Dunworth, Terence, and Aaron J. Saiger

State strategic planning under the drug control and system improvement formula grant program in the United States, 1990

(ICPSR 9748)

This study was sponsored by the U.S. Dept. of Justice, National Institute of Justice. The grant number is 89-IJ-CX-0034.

Summary: This evaluation of the Drug Control and System Improvement Formula Grant Program focuses on the federal-state relationship and on the drug-related, crime-combat strategies that states must develop in order to receive federal aid. The primary goals of the project were to (1) describe state-established strategic planning processes, (2) evaluate the strategies, (3) report on state reactions to the program, and (4) make recommendations for improvement in strategic planning processes. Five-state, on-site observation of planning processes and a mail survey of all states and territories participating in the program were conducted, as well as a review of all strategy submissions. Variables in Part 1 include the Formula Grant Program's role in the state and its relationship with other agencies, policy boards, and working groups; the roles that these agencies play in Bureau of Justice Assistance (BJA) strategy; funds allocated to local criminal justice programs; and criteria used in selecting geographical areas of greatest need. Variables from Part 2 relate to the variety and use of state criminal justice data, difficulties in obtaining such data, federal grant requirements, allocation of subgrants, and input of various individuals and agencies in different stages of BJA strategy development. Class IV

Universe: All United States states and territories.

Sampling: All 50 states, except Massachusetts, plus the District of Columbia, American

Samoa, Guam, the Northern Mariana Islands, Puerto Rico, and the Virgin Islands.

Note: Since the data are divided into two files, only one of which includes state identifiers, it is not possible to use variables from both files in some types of analyses, with the exception of the comparison means. Clearer evaluations can be made if analyses are drawn from a single data file. Users must also note that not all items on the questionnaire are coded into the data, notably items which elicited an open response, as well as the following items: Section 1: Questions 4b-4e, 5-9, 11-13, 15, 17-22; Section 3: Question 23h; and Section 4: Questions 16f, 17-21.

Extent of collection: 2 data files + data collection instrument

Extent of processing: CONCHK.PR/FREQ.PR

Logical record length (Part 1) and card image data formats

Part 1

State data
rectangular file structure
55 cases
64 variables
109-unit-long record
1 record per case

Part 2

National data
rectangular file structure
55 cases
202 variables
89-unit-long record
5 records per case

Related Publication:

Dunworth, T., and A.J. Saiger
State strategic planning under the drug control and system improvement formula grant program. N-3339-NIJ. Santa Monica, CA: The RAND Corporation, 1991.

Ehrlich, Isaac

Deterrent effects of punishment on crime rates, 1959-1960

(ICPSR 7716)

This is a study of major crimes committed in 1960 in 47 states of the United States (New Jersey, Alaska, and Hawaii were excluded). For each state the reported crime rates were

determined for each of the Federal Bureau of Investigation's seven index crimes: murder, rape, assault, larceny, robbery, burglary, and auto theft. In addition, the probability of prison commitment and the average time served by those sentenced were determined and are reported for each of the index crimes. A number of socioeconomic variables, along with per capita police expenditures for 1959 and 1960, are reported in the dataset. Second edition of this dataset exists: format conversion errors were corrected and the codebook now includes descriptive 24-character variable names and an appendix which lists the definitions for the crime classifications used in the collection. The study contains 66 variables for 47 cases. Class II

Related Publications:

Ehrlich, Isaac

"Participation in illegitimate activities: A theoretical and empirical investigation." *Journal of Political Economy* (May/June 1973), 521-565.

Vandaele, W.

"Participation in illegitimate activities: Ehrlich revisited." In Blumstein, A., J. Cohen, and D. Nagin (eds.), *Deterrence and incapacitation: Estimating the effects of criminal sanctions on crime rates*. Washington, DC: National Academy of Sciences, 1978, 319-335.

Feyerherm, William H.

Individual responses to affirmative action issues in criminal justice agencies, 1981: [United States]

(ICPSR 9311)

This study was sponsored by the U.S. Dept. of Justice, National Institute of Justice. The grant number is 81-IJ-CX-K003.

Summary: These data, which are part of a larger study undertaken by the University of Wisconsin-Milwaukee, evaluate the responses of criminal justice employees to affirmative action within criminal justice agencies. Information is provided on employees' (1) general mood, (2) attitudes across various attributes, such as race, sex, rank, education, and length of service, and (3) demographic characteristics including age, sex, race, educational level, parents' occupations, and living arrangements. The use of criminal justice employees as the units of analysis provides attitudinal and perceptual data in assessing affirmative action programs within each agency. Variables include

reasons for becoming a criminal justice employee, attitudes toward affirmative action status in general, and attitudes about affirmative action in criminal justice settings. Class IV

Universe: Employees of criminal justice agencies in the United States.

Sampling: A sample of 19 agencies was taken from over 200 criminal justice organizations nationwide. Employees within those 19 agencies were then randomly sampled.

Note: Two versions of the questionnaire were used, one for employees who worked for correctional agencies, another slightly different version for employees of law enforcement agencies. The substantive content of the questions was not altered.

Extent of collection: 1 data file

Card image data format

rectangular file structure
905 cases
165 variables
80-unit-long record
17 records per case

Related Publications:
Feyerherm, William

"Analysis of individual responses to affirmative action issues" (final report). Washington, DC: National Institute of Justice, 1984.

Feyerherm, William

"Assessment of affirmative action in criminal justice agencies: An executive summary." Washington, DC: National Institute of Justice, 1984.

Los Angeles District Attorney's Office

**Operation hardcore [crime]
evaluation: Los Angeles, 1976-1980**

(ICPSR 9038)

This study was sponsored by the U.S. Dept. of Justice, National Institute of Justice. The grant number is 81-U-CX-0061.

Summary: The Operation Hardcore [Crime] Evaluation was a special prosecutorial program which was developed and implemented by the Los Angeles District Attorney's Office to examine the effectiveness of specialized prosecutorial activities in dealing with the local problem of rising gang violence. One part of the evaluation was a system performance

analysis, a quantitative assessment of how criminal justice agencies handled criminal incidents involving gang violence. This included the analysis of data describing actions taken by several criminal justice agencies in the complete process of handling of criminals and criminal incidents. The purposes of this system performance analysis were to describe the problems of gang violence in Los Angeles and the ways that incidents of gang violence have been handled by the Los Angeles criminal justice system; to document the activities of the special gang prosecution unit, Operation Hardcore, and the criminal justice handling of the cases prosecuted by that unit; and to evaluate the extent to which Operation Hardcore has affected criminal justice handling of gang violence. The Los Angeles District Attorney's Office systematically screens all referrals from local police agencies and keeps computer-generated listings of all individuals referred for prosecution. These listings, one for acceptances and one for rejections, are kept for each year. These listings were used to identify those individuals identified by the police who were subsequently prosecuted by the District Attorney. Finally, the District Attorney maintains working files on all cases prosecuted by deputies in his office. These case files include copies of police, court, and criminal history records, as well as information on case prosecution and were used as the primary source of data describing criminal justice handling. Several supplementary sources were used include the automated Prosecutors Management Information System (PROMIS) maintained by the District Attorney's Office, and court records in the Superior Court of California in Los Angeles County, the local felony court. The study is in 6 parts: The Incident-based file has 14 variables with 526 cases; the Case-based file has 16 variables with 223 cases; the Victim-based file has 14 variables with 659 cases; the Suspect-based file has 17 variables with 1,016 cases; the Defendant-based file has 17 variables with 319 cases; the Charge-based file has 19 variables with 722 cases. Class II

McDonald, William F., Lonnie A. Athens,
and Thomas J. Minton

**Repeat offender laws in the United
States: Forms, uses, and perceived
value, 1983**

(ICPSR 9328)

This study was sponsored by the U.S. Dept. of Justice, National Institute of Justice. The grant number is 83-IJ-CX-0023.

Summary: This survey of prosecutors, defense attorneys, and judges in jurisdictions with sentence enhancement statutes for repeat offenders collected information about the characteristics of the laws and the views of criminal justice professionals regarding the fairness, effectiveness, and practice of the laws. The jurisdiction file includes variables such as jurisdiction size, number of provisions in the law, number of felony cases handled under the law per year, number of defendants sentenced as repeat offenders, frequency of charging and sentencing under the law, and minimum and maximum sentences specified in the statutes. The three surveys of practitioners contain data related to their familiarity with the laws, descriptions of recent cases, and satisfaction with the new statutes. Class IV

Universe: General recidivist laws in effect during 1983 in the United States.

Sampling: Within each of the 49 jurisdictions with general repeat offender laws, two local jurisdictions were randomly selected: one from localities with populations between 50,000 and 250,000 in 1980, and the other from larger localities. Criminal justice professionals who were familiar with the repeat offender laws were selected from a convenience sample of prosecutors, defense attorneys, and judges.

Extent of collection: 4 data files

Card image data format

Part 1

Prosecutors survey
rectangular file structure
179 cases
57 variables
80-unit-long record
1 record per case

Part 2

Defense attorneys survey
rectangular file structure
96 cases
57 variables
80-unit-long record
1 record per case

Part 3

Judges survey
rectangular file structure
89 cases
57 variables
80-unit-long record
1 record per case

Part 4

Jurisdiction data
rectangular file structure
96 cases
57 variables
80-unit-long record
1 record per case

Related Publication:

McDonald, W.F., L.A. Athens, and T.J. Minton
"Repeat offender laws in the United States: Their use and perceived value" (executive summary). Washington, DC: Georgetown University Law Center, 1985.

McEwen, J.T., Barbara Webster, and Edward Connors

**National assessment program survey
of criminal justice personnel in the
United States, 1986**

(ICPSR 9923) (Diskette D00070)

Summary: This survey probed the needs and problems facing local criminal justice practitioners. Within each sampled county, survey questionnaires were distributed to the police chief of the largest city, the sheriff, the jail administrator, the prosecutor, the chief trial court judge, the trial court administrator (where applicable), and probation and parole agency heads. Although the general topics covered in the questionnaires are similar, specific items are not repeated across the questionnaires, except for those given to the sheriffs and the police chiefs. The sheriffs surveyed were those with law enforcement responsibilities, so the questions asked of the police chiefs and the sheriffs were identical. The questionnaires were tailored to each group of respondents, and dealt with five general areas: (1) background characteristics, including staff

size, budget totals, and facility age, (2) criminal justice system problems, (3) prison crowding, (4) personnel issues such as training needs and programs, and (5) operations and procedures including management, management information, and the specific operations in which the respondents were involved. In some cases, sets of question items were grouped into question batteries that dealt with specific topic areas (e.g., staff recruitment, judicial training, and number of personnel). For example, the Staff Recruitment battery items in the Probation and Parole Questionnaire asked respondents to use a 4-point scale to indicate the seriousness of each of the following problems: low salaries, poor image of corrections work, high entrance requirements, location of qualified staff, shortage of qualified minority applicants, and hiring freezes.

Class IV

Universe: County and city law enforcement agencies (police forces, courts, jails, and probation and parole offices) in the 50 states.

Sampling: From a sample of 375 counties across the United States, 2,500 respondents were selected for inclusion in the assessment study. All 175 counties having populations greater than 250,000 were sampled with certainty. The remaining 200 counties were sampled from those having populations less than 250,000. Within each sampled county, the heads of law enforcement agencies were requested to complete questionnaires about their agencies' needs, problems, and resources. All of the sheriffs included in the sample had law enforcement responsibilities. Care should be taken in interpreting the responses: many of the question items pertain to agency needs and requirements, while others ask for the respondent's own opinions.

Note: The data files in this collection contain free format data. In all of the files, the data values are separated with blanks and missing data are represented by "-1". The electronic documentation includes questionnaires corresponding to each of the data files. In some cases, the documentation does not specify value label codes. Users should proceed with due caution under the assumption that in the case of binary variables, 1 is equal to "yes" and 2 is equal to "no". Response data for open-ended question items are not included in the dataset.

Extent of collection: 7 data files + machine-readable documentation (text)

Logical record length data format

Part 1
Adult probation and parole agency heads data
rectangular file structure
339 cases
138 variables
376-unit-long record
1 record per case

Part 2
Trial court judges data
rectangular file structure
164 cases
203 variables
524-unit-long record
1 record per case

Part 3
Police data
rectangular file structure
281 cases
164 variables
389-unit-long record
1 record per case

Part 4
Sheriffs data
rectangular file structure
207 cases
164 variables
423-unit-long record
1 record per case

Part 5
Jail administrators data
rectangular file structure
268 cases
196 variables
474-unit-long record
1 record per case

Part 6
Prosecutors data
rectangular file structure
226 cases
196 variables
433-unit-long record
1 record per case

Part 7
Trial court administrators data
rectangular file structure
137 cases
203 variables
507-unit-long record
1 record per case

Documentation machine-readable only

Office of Justice Assistance, Research,
and Statistics

**Law enforcement assistance
administration profile data, [1968–1978]**
(ICPSR 8075)

The Office of Justice Programs File (PRO-FILE) System was designed for the automated storage and retrieval of information describing their programs. Two types of data elements are used to describe the projects in this file:

1. **Basic data.** These elements include the title of the grant, information regarding the location of the grantee and the project, critical funding dates, the government level and type of grantee, financial data, the name of the project director, an indication of the availability of reports, and appropriate identification numbers.

2. **Program descriptors.** These elements, which form the program classification system, describe the key characteristics of the program—its subject, its primary and secondary activity, whether it affects a juvenile or adult problem, and what specific crimes, clients, staff, program strategies, agencies, equipment or research methods are to be used or affected by the project. There are approximately 77,000 records in the data file with a total of 34 variables. Each record has a logical record length of 2,154 characters. Class IV

Triplett, Ruth, et al.

**City police expenditures, 1946–1985:
[United States]**
(ICPSR 8706)

Summary: This study examines police expenditures for selected cities for an extended period of time. The dataset contains one variable per year for each of the following items: total general expenditures, expenditure for police protection, deflated general expenditures adjusted for inflation, deflated police expenditures adjusted for inflation, residential population, land area, patterns of population change during the study period, government identification, and implicit price deflators of goods and services. Class IV

Universe: Cities in the United States.

Sampling: All cities that had 50,000 or more residents in 1940 or entered that size class during the study period. All towns and town-

ships in Connecticut, Massachusetts, New Jersey, and Pennsylvania were included.

Extent of collection: 1 data file

Logical record length data format

rectangular file structure
6,944 cases
216 variables
80-unit-long record
1 record per case

Wise, Lois Recascino

**Factors influencing the quality and
utility of government-sponsored
criminal justice research in the United
States, 1975–1986**

(ICPSR 9089)

This study was sponsored by the U.S. Dept. of Justice, National Institute of Justice. The grant numbers are 88-NIJ-84/OJP-86-M-275.

Summary: This data collection examines the effect of organizational environment and funding level on the utility of criminal justice research projects sponsored by the National Institute of Justice (NIJ). The data represent a unique source of information on factors that influence the quality and utility of criminal justice research. Variables describing the research grants include NIJ office responsible for monitoring the grant (e.g., courts, police, corrections, etc.), organization type receiving the grant (academic or nonacademic), type of data (collected originally, existing, merged), and priority area (crime, victims, parole, police). The studies are also classified by: (1) sampling method employed, (2) presentation style, (3) statistical analysis employed, (4) type of research design, (5) number of observation points, and (6) unit of analysis. Additional variables provided include whether there was a copy of the study report in the National Criminal Justice Archive, whether the study contained recommendations for policy or practice, and whether the project was completed on time. The data file provides two indices—one that represents quality and one that represents utility. Each measure is generated from a combination of variables in the dataset. Class IV

Universe: Research grants in the United States sponsored by the National Institute of Justice.

Sampling: Random sample.

Note: These data contain alphabetic codes.

Extent of collection: 1 data file

Logical record length data format

rectangular file structure

75 cases

52 variables

93-unit-long record

1 record per case

Related Publication:

Wise, L.R.

"Academics and entrepreneurs: Factors affecting the quality and utility of government-sponsored research." *Knowledge: Creation, Diffusion, and Utilization* 1:1.

Zedlewski, Edwin W.

Public and private resources in public safety [United States]: Metropolitan area panel data, 1977 and 1982

(ICPSR 8988)

This study was sponsored by the U.S. Dept. of Justice, National Institute of Justice.

Summary: This data collection provides a series of measures relating to public safety for all SMSAs in the United States at two time periods. Variables include municipal employment (e.g., number of municipal employees, number of police employees, police payrolls,

municipal employees per 10,000 inhabitants), municipal revenue (total debt, property taxes, utility revenues, income taxes), nonmunicipal employment (retail services, mining services, construction services, finance services), crime rates (murder, robbery, auto theft, rape), labor force and unemployment, property value, and other miscellaneous topics. Class IV

Universe: All standard Metropolitan Statistical Areas in the United States as defined by the Office of Management and Budget for the years 1977 and 1982.

Extent of collection: 1 data file + SAS data definition statements

Logical record length data format

rectangular file structure

366 cases

343 variables

2,621-unit-long record

1 record per case

SEE ALSO...

The following data collection contains information related to topics covered in this chapter. For a full description of this study, consult the chapter indicated.

Thompson, James W. **Relationships between employment and crime: A survey of Brooklyn residents, 1979-1980** (ICPSR 8649) See II. Community studies



VIII. Crime and delinquency

Bachman, Jerald G., Lloyd D. Johnston, and Patrick M. O'Malley

Monitoring the future: A continuing study of the lifestyles and values of youth

The Monitoring the Future annual surveys are designed to explore changes in many important values, behaviors, and lifestyle orientations of contemporary American youth. Two general types of tasks may be distinguished. The first is to provide a systematic and accurate description of the youth population of interest in a given year, and to quantify the direction and rate of change occurring over time. The second task, more analytic than descriptive, involves the explanation of the relationships and trends observed. Each year, a large, nationally representative sample of high school seniors in the U.S. is asked to respond to approximately 100 drug use and demographic questions as well as to an average of 200 additional questions on a variety of subjects, including attitudes toward government, social institutions, race relations, changing roles for women, educational aspirations, and occupational aims as well as marital and family plans. There are more than 1,300 variables in all. Each year, the total sample is divided into five or six subsamples and each subsample is administered a different form of the questionnaire, although all the respondents answer the "core" drug and demographic questions. Each of the questionnaires generates a corresponding data file. In addition, there is a file which contains only the "core" variables present in all forms. Each of the subsamples contains approximately 3,500 respondents. Full details on the research design and procedures, sampling methodology, content areas, and questionnaire design as well as percentage distributions by respondent's sex, race, region, college plans, and drug use appear in the annual ISR volumes *Monitoring the future: questionnaire responses from the nation's high school seniors*. Class II

Note: All dummy variables were dropped from the data from 1990 on, and column locations for variables are different from those in the 1976-1989 surveys. Also, the codebooks contain all variables for all parts and accurately reflect the data, unlike the codebooks from previous years. For a full list of related publications, see the codebooks.

Related Publications:

Johnston, L.D., P.M. O'Malley, and J.G. Bachman
Drug use among American high school seniors, college students, and young adults, 1975-1990. Volume I: High school seniors. DHHS Publication No. (ADM) 91-1813, 1991.

Johnston, L.D., P.M. O'Malley, and J.G. Bachman
Drug use among American high school seniors, college students, and young adults, 1975-1990. Volume II: College students and young adults. DHHS Publication No. (ADM) 91-1835, 1991.

Monitoring the future: A continuing study of the lifestyles and values of youth, 1976

(ICPSR 7927)

The 1976 sample includes a total of 16,677 respondents.

Monitoring the future: A continuing study of the lifestyles and values of youth, 1977

(ICPSR 7928)

The 1977 sample includes a total of 18,436 respondents.

Monitoring the future: A continuing study of the lifestyles and values of youth, 1978

(ICPSR 7929)

The 1978 sample includes a total of 18,924 respondents

Monitoring the future: A continuing study of the lifestyles and values of youth, 1979

(ICPSR 7930)

The 1979 wave contains responses from 16,662 students.

Monitoring the future: A continuing study of the lifestyles and values of youth, 1980

(ICPSR 7900)

In the 1980 wave, 16,524 students were questioned.

Monitoring the future: A continuing study of the lifestyles and values of youth, 1981

(ICPSR 9013)

The 1981 sample includes a total of 18,267 respondents.

Monitoring the future: A continuing study of the lifestyles and values of youth, 1982

(ICPSR 9045)

The 1982 survey questioned 18,348 students.

Monitoring the future: A continuing study of the lifestyles and values of youth, 1983

(ICPSR 8387)

The 1983 sample includes 16,947 respondents.

Monitoring the future: A continuing study of the lifestyles and values of youth, 1984

(ICPSR 8388)

The 1984 sample includes 16,499 respondents.

Monitoring the future: A continuing study of the lifestyles and values of youth, 1985

(ICPSR 8546)

Extent of collection: 6 data files + machine-readable documentation + SPSS data definition statements

OSIRIS and card image data formats, with SPSS data definition statements for each

Parts 1-5

Forms 1-5 questionnaires

rectangular file structure

3,278 to 3,329 cases per part

323 to 650 variables per part

337- to 663-unit-long record per part

5 to 10 records per case per part

Part 6

Core variables

rectangular file structure

16,502 cases

117 variables

130-unit-long record

2 records per case

Monitoring the future: A continuing study of the lifestyles and values of youth, 1986

(ICPSR 8701)

Extent of collection: 6 data files + machine-readable documentation + SPSS data definition statements

OSIRIS and card image data formats, with SPSS data definition statements for each

Parts 1-5

Forms 1-5 questionnaires

rectangular file structure

3,083 to 3,188 cases per part

325 to 661 variables per part

339- to 676-unit-long records per part

5 to 10 records per case per part

Part 6
Core variables
rectangular file structure
15,713 cases
117 variables
130-unit-long record
2 records per case

Monitoring the future: A continuing study of the lifestyles and values of youth, 1987

(ICPSR 9079)

Extent of collection: 6 data files + machine-readable documentation + SPSS data definition statements

OSIRIS and card image data formats, with SPSS data definition statements for each

Parts 1–5
Forms 1–5 questionnaires
rectangular file structure
3,358 to 3,376 cases per part
337 to 673 variables per part
351- to 689-unit-long records per part
5 to 9 records per case per part

Part 6
Core variables
rectangular file structure
16,843 cases
117 variables
130-unit-long record
2 records per case

Monitoring the future: A continuing study of the lifestyles and values of youth, 1988

(ICPSR 9259)

Extent of collection: 6 data files + machine-readable documentation + SPSS data definition statements

OSIRIS and card image data formats, with SPSS data definition statements for each

Parts 1–5
Forms 1–5 questionnaires
rectangular file structure
3,331 to 3,386 cases per part
341 to 673 variables per part
355- to 689-unit-long records per part
5 to 10 records per case per part

Part 6
Core variables
rectangular file structure
16,795 cases
117 variables
130-unit-long record
2 records per case

Monitoring the future: A continuing study of the lifestyles and values of youth, 1989

(ICPSR 9397)

Extent of collection: 7 data files + machine-readable documentation + SPSS data definition statements

Extent of processing: CONCHK.PRV MDATA/
FREQ.PRV UNDOCCHK.PR

OSIRIS and card image data formats, with SPSS data definition statements for each

Part 1
Core variables
rectangular file structure
17,142 cases
117 variables
130-unit-long record
2 records per case

Parts 2–6
Forms 1–5 questionnaires
rectangular file structure
2,847 to 2,872 cases per part
341 to 675 variables per part
355- to 691-unit-long records per part
5 to 10 records per case per part

Monitoring the future: A continuing study of the lifestyles and values of youth, 1990

(ICPSR 9745)

Extent of collection: 7 data files + machine-readable documentation (text) + SAS data definition statements + SPSS data definition statements

Extent of processing: CONCHK.PRV MDATA/
FREQ.PRV UNDOCCHK.PR

Logical record length data format with SAS and SPSS data definition statements

Part 1
Core data
rectangular file structure
15,676 cases
111 variables
124-unit-long record
1 record per case

Parts 2-7
Forms 1-6
rectangular file structure
2,600 to 2,635 cases per part
294 to 560 variables per part
308- to 596-unit-long records per part
1 record per case

Monitoring the future: A continuing study of the lifestyles and values of youth, 1991

(ICPSR 9871)

Extent of collection: 7 data files + machine-readable documentation (text) + SAS data definition statements + SPSS data definition statements

Extent of processing: CONCHK.PRV/MDATA/
FREQ.PRV/UNDOCCHK.PR

Logical record length data format with SAS and SPSS data definition statements

Part 1
Core data
rectangular file structure
15,483 cases
111 variables
124-unit-long record
1 record per case

Parts 2-7
Forms 1-6 data
rectangular file structure
2,556 to 2,605 cases per part
294 to 585 variables per part
309- to 601-unit-long records per part
1 record per case

Documentation machine-readable only

Monitoring the future: A continuing study of the lifestyles and values of youth, 1992

(ICPSR 6133)

Extent of collection: 7 data files + machine-readable documentation (text) + SAS data definition statements + SPSS data definition statements

Extent of processing: CONCHK.PRV/MDATA/
FREQ.PRV/UNDOCCHK.PR

Logical record length data format with SAS and SPSS data definition statements

Part 1
Core data
rectangular file structure
16,251 cases
111 variables
124-unit-long record
1 record per case

Parts 2-7
Forms 1-6 data
rectangular file structure
2,688 to 2,731 cases per part
320 to 585 variables per part
308- to 601-unit-long records per part
1 record per case

Documentation machine-readable only

Monitoring the future: A continuing study of the lifestyles and values of youth, 1993

(ICPSR 6367) (Diskettes D00186-D00188)

Extent of collection: 7 data files + machine-readable documentation (text) + SAS data definition statements + SPSS data definition statements

Extent of processing: DDEF.ICPSR/CDBK.ICPSR/
CONCHK.PRV/MDATA.PRV/FREQ.PRV/UNDOCCHK.PRV/
UNDOCCHK.ICPSR/RECODE

Logical record length data format with SAS and SPSS data definition statements

Part 1
Core data
rectangular file structure
16,763 cases
111 variables
124-unit-long record
1 record per case

Part 2
Form 1 data
rectangular file structure
2,778 cases
612 variables
628-unit-long record
1 record per case

Part 3
Form 2 data
rectangular file structure
2,772 cases
333 variables
346-unit-long record
1 record per case

Part 4
Form 3 data
rectangular file structure
2,775 cases
363 variables
376-unit-long record
1 record per case

Part 5
Form 4 data
rectangular file structure
2,790 cases
293 variables
308-unit-long record
1 record per case

Part 6
Form 5 data
rectangular file structure
2,805 cases
320 variables
333-unit-long record
1 record per case

Part 7
Form 6 data
rectangular file structure
2,843 cases
366 variables
379-unit-long record
1 record per case

Documentation machine-readable only

Bachman, Jerald G., Lloyd D. Johnston,
and Patrick M. O'Malley

**Monitoring the future: A continuing
study of the lifestyles and values of
youth, 1976-1992: Concatenated core
file**

(ICPSR 6227)

Summary: This data collection contains the 115 "core" variables for the first 17 years of this annual survey. Personal and family characteristics, political and religious beliefs, school performance and educational goals, and type and degree of drug usage are some of the topics explored in the core variables. Each year, a large, nationally representative sample of high school seniors in the United States is asked to respond to these core questions as well as to an average of 200 additional questions not included in this dataset. Class II

Universe: High school seniors in the contiguous United States.

Sampling: Nationally representative multi-stage sample. Each year the total sample was divided into five or six subsamples consisting of approximately 2,600 to 3,500 respondents, and each subsample was administered a different form of the questionnaire, although all the respondents answered the "core" drug and demographic questions.

Note: The dataset contains only the 115 core variables from the 17 years of the study, which have been renumbered and reformatted so that one codebook can be used for all years.

Extent of collection: 1 data file + machine-readable documentation (text) + SAS data definition statements + SPSS data definition statements

Extent of processing: CONCHK.PRV/ MDATA/
FREQ.PRV/ UNDOCCHK.PR

**Logical record length data format with SAS
and SPSS data definition statements**

rectangular file structure
287,689 cases
115 variables
133-unit-long record
1 record per case

Documentation machine-readable only

Blumstein, Alfred, and Jacqueline Cohen
**Adult criminal careers in New York,
1972-1983**

(ICPSR 9353)

This study was sponsored by the U.S. Dept. of Justice, National Institute of Justice. The grant number is 82-IJ-CX-0062.

Summary: This data collection was designed to estimate the extent and variation of criminal offenses by crime type, race, age, and prior criminal record. Included in this collection are the criminal records of individuals aged 16 years or older who were arrested in the state of New York from 1972 to 1986. Two separate data files are supplied. Part 1 contains data on all adults arrested in New York from 1972 to 1976 for rape, murder, robbery, aggravated assault, or burglary. Part 2 includes data on all individuals arrested for larceny or auto theft in Albany and Erie counties. Variables include items such as sex, race, age, number of prior arrests, date and place of arrest, arrest charged, number of multiple counts, court disposition of charges, and type and length of sentence. Class IV

Universe: Adults, aged 16 or older, arrested in the general areas of New York state for the offenses of murder, rape, robbery, aggravated assault, or burglary and for larceny or auto theft in Albany or Erie counties.

Note: The data are organized hierarchically in two levels: (1) a person record, and (2) one or more arrest records. Number of records per case varies in each of the two data files. The number of records is dependent on the number of arrests an offender had. There are 14 variables and 129,010 cases at the person level, and 16 variables and 12,555 cases at the arrest level.

Extent of collection: 2 data files

Logical record length data format

Part 1

Arrests for serious crimes
hierarchical file structure

Part 2

Arrests for larceny or auto theft
hierarchical file structure

Blumstein, Alfred, and Jacqueline Cohen
**Adult criminal careers, Michigan:
1974-1977**

(ICPSR 8279)

This study was sponsored by the U.S. Dept. of Justice, National Institute of Justice. The grant number is 79-NI-99-0121.

Summary: These data are intended to develop estimates of the extent and variation of individual offending. The data were taken from the computerized criminal history files of the Federal Bureau of Investigation. Included are the adult criminal records of individuals 17 years of age and older arrested in Michigan from 1974 to 1977. The primary criterion for inclusion in the sample was at least one arrest in Michigan for murder, rape, robbery, aggravated assault, burglary, or auto theft. Once sampled, the arrest history includes data on all recorded arrests through 1977, regardless of offense type. The full dataset includes records for 41,191 individuals for a total of 200,007 arrests. The dataset is organized by individual, including demographic aspects of the individual (birth date, state of birth, sex, and race) followed by information from the individual's arrest record in chronological order. The arrest records include the date of arrest, the offenses charged, the disposition (convicted, dismissed, or acquitted), and the sentence. Because the data are organized by individual, they are suitable for longitudinal analyses of individual offending patterns over a long period of time. The data are contained in one file with 57 variables for 241,198 cases. Class IV

Cohen, Jacqueline, and Alfred Blumstein

**Termination of criminal careers:
Measurement of rates and their
determinants in Detroit SMSA,
1974-1977**

(ICPSR 9666)

This study was sponsored by the U.S. Dept. of Justice, National Institute of Justice. The grant number is 86-IJ-CX-0047.

Summary: The purpose of this collection was to measure the length of criminal careers and to correlate these lengths with other characteristics such as age, race, sex, type of crimes committed, and frequency of prior arrests. Determining the length of criminal

activity and its relation to other attributes is important in planning for services such as prison space. Because of the difficulty in directly monitoring illegal acts, arrests were used instead as an indicator of criminal activity. Arrest data were gathered for murder, rape, robbery, aggravated assault, burglary, and automobile theft. Using the first arrest as an adult which took place between 1974 and 1977 as a reference point, individuals' prior and continued activities were followed. The data provide basic demographic information about offenders and extensive information about arrests, from arrest charges through final disposition. Class IV

Universe: Adults aged 17 years and over, who between January 1, 1974, and December 31, 1977, were arrested for the following offenses: murder, rape, robbery, aggravated assault, burglary, or auto theft.

Note: This is a hierarchical dataset consisting of person and arrest records. The person records provide information about the offender and consist of seven variables. The arrest records provide information on an offender's incidents of arrest and are made up of 53 variables. These two types of records are grouped in the file sequentially by offender. In all, there are 21,004 person records and 123,535 arrest records in the data file.

Extent of collection: 1 data file

Logical record length data format

hierarchical file structure
204-unit-long record

Related Publications:

Barnett, A., A. Blumstein, and D.P. Farrington
"A prospective test of a criminal career model." *Criminology* 27 (1989), 373-388.

Blumstein, A., and J. Cohen
"Estimating the duration of adult criminal careers." *Proceedings of the International Statistical Institute*. Amsterdam, Netherlands, 1985.

Blumstein, A., J. Cohen, and A. Golub
"The termination rate of adult criminal careers" (working paper). Pittsburgh, PA: Carnegie Mellon University, School of Urban and Public Affairs, 1989.

Cohen, Jacqueline, Sherwood Zimmerman, and Stephen King

Techniques for assessing the accuracy of recidivism prediction scales, 1960-1980: [Miami, Albuquerque, New York City, Alameda and Los Angeles counties, and the state of California]

(ICPSR 9988)

Summary: The purpose of this data collection was to measure the validity or accuracy of four recidivism prediction instruments: the INSLAW, RAND, SFS81, and CGR scales. These scales estimate the probability that criminals will commit subsequent crimes quickly, that individuals will commit crime frequently, that inmates who are eligible for release on parole will commit subsequent crimes, and that defendants awaiting trial will commit crimes while on pretrial arrest or detention. The investigators used longitudinal data from five existing independent studies to assess the validity of the four predictive measures in question. The first data file was originally collected by the Vera Institute of Justice in New York City and was derived from an experimental evaluation of a jobs training program called the Alternative Youth Employment Strategies Project implemented in Albuquerque, Miami, and New York City. The second file contains data from a RAND Corporation study, *Effects of prison versus probation in California, 1980-1982* (ICPSR 8700). Parts 3 through 5 pertain to serious juvenile offenders who were incarcerated during the 1960s and 1970s in three institutions of the California Youth Authority. A portion of the original data for these parts was taken from *Early Identification of the Chronic Offender, [1978-1980: California]* (ICPSR 8226). All files present demographic and socioeconomic variables such as birth information, race and ethnicity, education background, work and military experience, and criminal history, including involvement in criminal activities, drug addiction, and incarceration episodes. From the variables in each data file, standard variables across all data files were constructed. Constructed variables included those on background (such as drug use, arrest, conviction, employment, and education history), which were used to construct the four predictive scales, and follow-up variables concerning arrest and incarceration history. Scores on the four predictive scales were estimated. Class IV

Universe: Part 1: All youths in the Dept. of Labor job training programs in Albuquerque, Miami, and New York City. Part 2: All convicted felons. Parts 3-5: All young males arrested in the state of California who had spent time as juveniles in one of the three California Youth Authority facilities.

Sampling: For Part 1, the investigators selected individuals from the Dept. of Labor job training program identified as "high risk youths," aged 16 to 21, in Albuquerque, Miami, and New York City, who had arrests prior to their participation in the jobs training program. The arrest preceding participation in the jobs training program was marked as the target event for the application of the prediction scales. For Part 2, the sample consisted of matched samples of convicted felons who were sentenced either to prison or felony probation. The arrest associated with a 1980 conviction was used as the target for applying the prediction scales. The California Youth Authority samples, Parts 3-5, were male juveniles from an earlier study who were subsequently arrested after their 18th birthdays. The first arrest as an adult was the target event for the prediction scales.

Extent of collection: 5 data files

Extent of processing: MDATA/ UNDOCCHK.PR

Card image data format

Part 1
Job training evaluation data
rectangular file structure
771 cases
522 variables
80-unit-long record
22 records per case

Part 2
Prison and probation data
rectangular file structure
1,022 cases
450 variables
80-unit-long record
22 records per case

Part 3
Fricot ranch youth data
rectangular file structure
177 cases
554 variables
80-unit-long record
32 records per case

Part 4
Preston school of industry youth data
rectangular file structure
1,602 cases
573 variables
80-unit-long record
32 records per case

Part 5
Youth center research project
rectangular file structure
911 cases
574 variables
80-unit-long record
32 records per case

Related Publications:

- Greenwood, P., and A. Abrahamse
Selective incapacitation. Santa Monica, CA: The RAND Corporation, 1982.
- Haapanen, R., and C.F. Jesness
"Early identification of the chronic offender." Report prepared for the National Institute of Justice, by the California Youth Authority, 1982.
- Cohen, J., S. Zimmerman, and S. King
"Improved techniques for assessing the accuracy of recidivism prediction scales." Unpublished manuscript, 1990.

Documentation machine-readable only

Collins, James J., Susan L. Bailey, Charles D. Phillips, and Amy Craddock

Relationship of mental disorder to violent behavior in the United States, 1983-1984

(ICPSR 9973) (Diskette D00084)

Summary: This study investigates the relationship between mental disorder and violent behavior. Detailed interviews were conducted with inmates in the North Carolina prison system. Each respondent was given a psychological assessment using the Diagnostic Interview Schedule, Version III. Conditions of particular interest were schizophrenia, mood disorders (depression and dysthymia), traumatic stress disorder, and alcohol disorders. The data supply information on the respondent's criminal history, psychological status at the time of interview, and history of rule infractions while incarcerated for the current offense. In addition to the psychological assessment, questions were also asked covering areas of general health status, criminal history, and drug and alcohol use. Demographic

information includes age, education, marital status, and race. Class IV

Universe: Male criminal offenders in the United States.

Sampling: Male prisoners entering North Carolina prisons between March and June 1983.

Note: A collection of SAS programs is available to create composite variables used in making the psychological assessments. The programs are available in hardcopy form only, upon request from ICPSR. Two logical record length versions of the data are available. The first contains one record per case with a logical record length of 5,455. The second, which is PC-compatible, contains six records per case with a logical record length of 950.

Extent of collection: 2 data files + machine-readable documentation (text) + SAS data definition statements + SPSS data definition statements + data collection instrument

Logical record length data format with SAS and SPSS data definition statements

Part 1
Raw data file
rectangular file structure
1,149 cases
2,029 variables
5,455-unit-long record
1 record per case

Part 2
Raw data file for PC users
rectangular file structure
1,149 cases
2,029 variables
950-unit-long record
6 records per case

Part 3
SAS input statement for raw data file
79-unit-long record

Part 4
SAS input statement for raw data file for PC users
79-unit-long record

Documentation: partially machine-readable

Debro, Julius

**Research on minorities, [1981]:
Race and crime in Atlanta and
Washington, DC**

(ICPSR 8459)

This study was sponsored by the U.S. Dept. of Justice, National Institute of Justice. The grant number is 80-NI-AX-003.

Summary: This is an investigation of criminological and sociological factors within the Black community, and focuses on the alleged high incidence of violent crime committed by Blacks. Four communities within Atlanta, Georgia, and four within Washington, DC, were selected for this study; two communities in each area were designated high crime areas while the other two were low crime areas. Included among the variables are the relationship of race and socioeconomic class to crime, fear of crime and experiences, contacts, and attitudes toward the police, gender, and religion. There are 621 cases in this dataset, which has a logical record length of 84 characters. Class IV

Denno, Deborah W.

**Longitudinal study of biosocial
factors related to crime and
delinquency, 1959-1962:
[Pennsylvania]**

(ICPSR 8928)

This study was sponsored by the U.S. Dept. of Justice, National Institute of Justice. The grant number is 81-UJ-CX-0086(S1).

Summary: This study was designed to measure the effects of family background and developmental characteristics on school achievement and delinquency within a "high risk" sample of Black youths. The study includes variables describing the mother and the child. Mother-related variables assess prenatal health, pregnancy and delivery complications, and socioeconomic status. Child-related variables focus on the child at age 7 years and include place in birth order, physical development, family constellation, socioeconomic status, verbal and spatial intelligence, and number of offenses. Class IV

Sampling: Subjects were selected from a sample of 2,958 Black children whose mothers participated in the Collaborative Prenatal

Project at Pennsylvania Hospital between 1959 and 1962.

Extent of collection: 1 data file

Logical record length data format

rectangular file structure
987 cases
200 variables
360-unit-long record
1 record per case

Related Publication:

Denno, Deborah W.

"Sociological and human development explanations of crime: Conflict or consensus?" *Criminology* 23 (1985), 711-741.

Dietz, Park Elliot, and Daniel A. Martell

Mentally disordered offenders in pursuit of celebrities and politicians
(ICPSR 6007)

This study was sponsored by the U.S. Dept. of Justice, National Institute of Justice. The grant number is 83-NI-AX-0005.

Summary: These data were collected to develop a means of identifying those individuals most likely to be dangerous to others because of their pursuit of public figures. Another objective of the study was to gather detailed quantitative information on harassing and threatening communications to public figures and to determine what aspects of written communications are predictive of future behavior. Based on the fact that each attack by a mentally disordered person in which an American public figure was wounded had occurred in connection with a physical approach within 100 yards, the investigators reasoned that accurate predictions of such physical approaches could serve as proxies for the less feasible task of accurate prediction of attacks. The investigators used information from case files of subjects who had pursued two groups of public figures, politicians and celebrities. The data were drawn from the records of the United States Capitol Police and a prominent Los Angeles-based security consulting firm, Gavin de Becker, Inc. Information was gathered from letters and other communications of the subjects, as well as any other sources available, such as police records or descriptions of what occurred during interviews. The data include demographic information such as sex, age, race, marital status, religion, and

education; family history information; background information such as school and work records, military history, and criminal history; number of communications made; number of threats made; information about subjects' physical appearance; psychological and emotional evaluations; information on travel/mobility patterns; and approaches made. Class IV

Universe: Individuals who pursue public figures.

Sampling: Only subjects who had written letters or mailed some other type of communication and had been on file for at least six months prior to the beginning of data compilation were included. The subjects were then classified as approach-positive or approach-negative according to six criteria. The investigators controlled for the number of communications in a file so that the approach-positive samples and the approach-negative samples had similar distributions of numbers of communications. Part 1 is a stratified sample, and Part 2 is nonstratified.

Note: The documentation for this data collection does not indicate the time period to which the data refer. In addition, users should note that according to the documentation the individuals described in the collection are not representative of any geographic area.

Extent of collection: 2 data files + machine-readable documentation (text)

Extent of processing: UNDOCCHK.PRV MDATA

Card image data format

Part 1

Sample data from Gavin de Becker, Inc. and Capitol Police files
rectangular file structure
300 cases
576 variables
81-unit-long record
9 records per case

Part 2

Sample data from Capitol Police files
rectangular file structure
14 cases
576 variables
81-unit-long record
9 records per case

Related Publication:

Dietz, Park Elliot, and Daniel A. Martell

Mentally disordered offenders in pursuit of celebrities and politicians. Newport Beach, CA: Threat Assessment Group, Inc., 1989.

Documentation machine-readable only

Elliott, Delbert

National youth surveys

For this series, parents and youth were interviewed about events and behavior of the preceding year to gain a better understanding of both conventional and deviant types of behavior by youths. The first National Survey of Youth was supported by the Center of Studies of Crime and Delinquency, NIMH, and the National Institute for Juvenile Justice and Delinquency Prevention. The second wave of the study was funded jointly by the National Institute of Mental Health and the Bureau of Justice Statistics (formerly the Law Enforcement Assistance Administration). Because of the funding arrangement, the interview schedules used in Wave I and Wave II are slightly different, e.g., there are differences in the "drug use" section. Data were collected for all waves on demographic and socioeconomic status of respondents, disruptive events in the home, neighborhood problems, parental aspirations for youth, labeling, integration of family and peer contexts, attitudes toward deviance in adults and juveniles, parental discipline, and community involvement. Demographic variables include sex, ethnicity, birth date, age, marital status, and employment of the youths, and information on the marital status and employment of the parents.

Universe: High school-aged youths in the United States.

Sampling: National sample of American youth population selected by area probability sampling.

Related Publications:

Elliott, Delbert, David Huizinga, and Suzanne S. Ageton

Explaining delinquency and drug use. Beverly Hills, CA: Sage Publications, 1985.

Elliott, D.S., D. Huizinga, and S. Menard
Multiple problem youth. New York, NY: Springer, 1989.

Elliott, D.S., et al.

The prevalence and incidence of delinquent behavior. Boulder, CO: Behavioral Research Institute, 1983.

Elliott, Delbert, and Suzanne Ageton

"Reconciling race and class differences in self-reported and official estimates of delinquency." *American Sociological Review* 45 (1980).

National youth survey [United States]: Wave I, 1976

(ICPSR 8375)

The data are contained in one file which has a logical record length of 80 characters. There are 13 cards per case. Class III

National youth survey [United States]: Wave II, 1977

(ICPSR 8424)

The data are contained in one file which has a logical record length of 80 characters. There are 963 variables. Class III

National youth survey [United States]: Wave III, 1978

(ICPSR 8506)

Class III

Note: Due to the dual funding arrangement, two different schedules are used with the two subsamples. These schedules are similar except for the sections on drug use, and data from both these schedules have been integrated into a single coding frame. Question numbers with an asterisk (*) were used only in the NIMH interviews and question numbers with a numeric sign (#) were used only in the Dept. of Justice interview schedule.

Extent of collection: 1 data file + machine-readable documentation

OSIRIS and card image data formats

rectangular file structure
1,725 cases
900 variables
1,368-unit-long record
21 records per case

Documentation machine-readable only

**National youth survey [United States]:
Wave IV, 1979**
(ICPSR 8917)

Class IV

Extent of collection: 1 data file

Card image data format

rectangular file structure
1,725 cases
720 variables
80-unit-long record
15 records per case

**National youth survey [United States]:
Wave V, 1980**
(ICPSR 9112)

Class IV

Extent of collection: 1 data file

Card image data format

rectangular file structure
1,725 cases
689 variables
80-unit-long record
15 records per case

**National youth survey [United States]:
Wave VI, 1983**
(ICPSR 9948)

Class IV

Extent of collection: 1 data file + data collection instrument

Extent of processing: MDATA

Card image data format

rectangular file structure
1,725 cases
1,613 variables
80-unit-long record
32 records per case

Farrington, David P.

**Cambridge study in delinquent
development [Great Britain],
1961-1981**
(ICPSR 8488)

Summary: These data were collected in order to test several hypotheses about delinquency. The principal investigator examined socio-economic conditions, schooling, friendship, parent-child relationships, extracurricular activities, school records, and criminal records. He also performed psychological tests to determine the sources of crime and delinquency. Information in the survey includes reports from peers, family size, child-rearing behavior, job histories, leisure habits, truancy, popularity, physical attributes, tendencies toward violence, sexual activity, and self-reported delinquency. Class II

Sampling: The major part of the sample was chosen by taking all boys aged 8 to 9 years who were on the registers of six state primary schools located within a one-mile radius of a research office which had been established.

Universe: Population of young male children from a working class urban area.

Note: A knowledge of British criminal justice terminology would be helpful for those using the data. Various British governmental and law enforcement institutions are mentioned. Variables concerning the socioeconomic status of respondents, schools attended, and personality characteristics use code explanations that are not fully documented. The principal investigator has offered to consult with researchers on the use of the data. Contact Professor David Farrington, Institute of Criminology, 7 West Road, Cambridge CB3 9DT, England. Telephone 01144-223-335384 or 01144-223-870597.

Extent of collection: 1 data file + machine-readable documentation + SPSS data definition statements

OSIRIS and card image data formats, with SPSS data definition statements for each

rectangular file structure
411 cases
880 variables
1,090-unit-long record
15 records per case

Documentation machine-readable only

Feierabend, Ivo, Rosalind Feierabend, and F.M. Jagger

Data bank of assassinations, 1948-1967

(ICPSR 5208)

Data on 409 assassination attempts, perpetrated between 1948 and 1967 in 84 countries, were gathered from *The New York Times Index*. Data include plotted, attempted, or actual murders of prominent public figures, such as top governmental officeholders and military figures, leaders of large trade unions or religious movements, or leaders of minority groups. For each event, information is presented on the country, date, and location of occurrence; the actual (verbalized) name of the assassin (when available) and of the target; the issue; the type of group to which the assassin belonged; and the political position of the target. Class IV

Figlio, Robert M., Paul E. Tracy, and Marvin E. Wolfgang

Delinquency in a birth cohort II: Philadelphia, 1958-1986

(ICPSR 9293)

Summary: The purpose of this data collection was to follow a birth cohort born in Philadelphia during 1958 with a special focus on delinquent activities as children and as adults. The collection includes a file that offers basic demographic information, such as sex, race, date of birth, church membership, age, and socioeconomic status, on each cohort member. Two files supply offense data: one pertains to offenses committed while a juvenile and the other details offenses as an adult. Offense-related variables include most serious offense, police disposition, location of crime, reason for police response, complainant's sex, age, and race, type of victimization, date of offense, number of victims, average age of victims, number of victims killed or hospitalized, property loss, weapon involvement, and final court disposition. A fourth data file, containing survey interview data collected in 1988, was designed to investigate differences in the experiences and attitudes of individuals with varying degrees of involvement with the juvenile justice system. Variables include individual histories of delinquency, health, household composition, marriage, parent and respondent employment and education, parental contacts with the legal system, and

other social and demographic variables. Class IV

Universe: All children born in Philadelphia during 1958.

Note: When using the file on juvenile offenses, users should exclude from analyses any records of offenses committed when the offender was over 17 years of age. All records included in the juvenile file represent police contacts. Only a subset of these cases represents true offenses or violations of the Pennsylvania Crime Code. The variable EVENTYPE distinguishes between true offenses and cases that are police contacts only. The crime code fields can also be used to distinguish true offense charges from charges that represent police contacts only. Police contacts are those designated in the crime code value labels by an asterisk directly following the equal sign. For example, "1001 = COUNTERFEIT" represents a true offense, while "2624 = *RUNAWAY" represents a police contact only. In order to link the interview data from the survey file with either the juvenile delinquency history or adult criminal history databases, the user should utilize the LINKAGE DATABASE, provided in the machine-readable codebook. (See also Wolfgang, Marvin E., Robert M. Figlio, and Thorsten Sellin, *Delinquency in a birth cohort in Philadelphia, Pennsylvania, 1945-1963* [ICPSR 7729].)

Extent of collection: 4 data files + machine-readable documentation (text)

Extent of processing: MDATA

Logical record length and card image data formats

Part 1
Demographic cohort data
rectangular file structure
27,160 cases
28 variables
84-unit-long record
1 record per case

Part 2
Juvenile offense data
rectangular file structure
19,145 cases
96 variables
225-unit-long record
1 record per case

Part 3

Adult offense data
rectangular file structure
9,057 cases
109 variables
252-unit-long record
1 record per case

Part 4

Survey of young adults: 1958
Philadelphia birth cohort follow-up
rectangular file structure
782 cases
approx. 900 variables
80-unit-long record
50 records per case

Part 5

Offense codes for all parts
132-unit-long record

Documentation machine-readable only

Finkelhor, David, Gerald Hotaling, and
Andrea Sedlak

**National incidence studies of missing,
abducted, runaway, and throwaway
children (NISMART), 1989**

(ICPSR 9682)

Summary: This collection was undertaken in response to the mandate of the 1984 Missing Children Act. The objective of the act was to estimate the incidence of five categories of children: children abducted by family members, children abducted by nonfamily members, runaways, throwaways (those not wanted by their families or taken from families because of abuse or neglect), and children considered missing. Data were collected by several different methods. The centerpiece of this collection is a household survey (Parts 19, 20, and 35) that interviewed families to determine whether any children fit the categories under study. Basic demographic information on age, race, and sex was collected, and questions on the family situation were asked of identified children and their parents and siblings. A survey of juvenile facilities (Parts 28 and 29) was also conducted to determine how many children had run away from these facilities. Facility administrators were prompted for demographic information on the runaways as well as for information on the structure of the runaways' families. In addition, a survey of returned runaways (children who had run away and returned home)

(Part 30) was completed to find out whether children's accounts of runaway episodes matched the accounts given by their parents. Children were queried about their relationships with their parents and their views of their contributions to the family. They were also asked about each specific runaway episode: whether they actually ran away or were asked to leave, how long the episode lasted, whether friends knew about it, whether friends accompanied them, whether they used drugs before, during, or after the episode, how they were found, where they were found, and whether disciplinary action was taken. The police records component (Parts 31-33) contains information on homicides, abductions, and sexual assaults.
Class II

Universe: All households in the United States.

Sampling: (1) The sample for the household survey was generated through computerized random-digit dialing. (2) The sample for the juvenile facilities was generated by asking respondents in the household survey if any child in the family had lived in some type of facility such as a boarding school for at least two weeks in the previous year. A juvenile facility in the sample had a probability of being nominated in proportion to the number of children in the facility from telephone households. (3) The sample for the returned runaway file was constituted from the household survey. Households indicating a returned runaway incident were included in this sample. (4) The police records survey was conducted from a stratified random sample based upon region of country, level of urbanization, and population by age.

Note: ICPSR originally received 27 separate files for the household survey. Twenty-five of these files were combined and sorted into one hierarchical file. The hierarchical file has 140,611 records, 2,175 variables, and a logical record length of 386. One record was deleted from record type 06, the ABNM Segment, because it contained only missing data. Two of the rectangular files are released separately.

Extent of collection: 9 data files + machine-readable documentation (text) + SAS data definition statements + SPSS data definition statements + data collection instruments

Extent of processing: MDATA/ UNDOCCHK.ICPSR/ RECODE

Logical record length data format with SAS and SPSS data definition statements

Part 19
Institution and child link segment data
rectangular file structure
506 cases
10 variables
25-unit-long record
1 record per case

Part 20
Institution type data
rectangular file structure
486 cases
11 variables
26-unit-long record
1 record per case

Part 28
Juvenile facilities survey, Part 1
rectangular file structure
127 cases
62 variables
124-unit-long record
1 record per case

Part 29
Juvenile facilities survey, Part 2
rectangular file structure
138 cases
97 variables
143-unit-long record
1 record per case

Part 30
Returned runaways survey
rectangular file structure
227 cases
318 variables
422-unit-long record
1 record per case

Part 31
Police records—abductions data
rectangular file structure
328 cases
393 variables
700-unit-long record
1 record per case

Part 32
Police records—homicide data
rectangular file structure
183 cases
371 variables
648-unit-long record
1 record per case

Part 33
Police records—sexual assault data
rectangular file structure
313 cases
390 variables
666-unit-long record
1 record per case

Part 35
Household hierarchical data
hierarchical file structure

Related Publications:
Finkelhor, David, Gerald Hotaling, and
Andrea Sedlak
"Missing, abducted, runaway, and
throwaway children in America, first re-
port: Numbers and characteristics, na-
tional incidence studies." Washington, DC:
Office of Juvenile Justice and Delinquency
Prevention, 1990.

Finkelhor, David, Gerald Hotaling, and
Andrea Sedlak

"Missing, abducted, runaway, and
throwaway children in America, first re-
port: Numbers and characteristics, na-
tional incidence studies" (executive sum-
mary). Washington, DC: Office of Juvenile
Justice and Delinquency Prevention, 1990.

Documentation machine-readable only

Forst, Brian, and William Rhodes

**Six-year follow-up study on career
criminals, 1970-1976: [United States]**
(ICPSR 8648)

This study was sponsored by the U.S. Dept. of
Justice, National Institute of Justice. The grant
number is JYFRP-81-C0126.

Summary: The major objective of the Six-
Year Follow-Up Study on Career Criminals
was to provide data describing the effects of
sentencing decisions on the behavior of car-
eer criminals. A second purpose was to de-
velop programs to target career offenders at
the time of sentencing who were likely to com-
mit crimes in the future and incarcerate them
accordingly. The data collection includes de-
tailed demographic background and com-
plete prior and follow-up criminal records for
each selected offender. There are two types
of datasets in the study, the PSI dataset
based on presentence investigation (PSI) re-
ports, and the Parole dataset based on Pa-
role Commission records. The PSI dataset
describes each offender's demographic

background, criminal history, and court entry/exit history. The Parole dataset contains information about the offender's background characteristics, prior records of arrests, convictions, dispositions and sentences, and follow-up records for a period of six years. Arrests are described in terms of arrest date, offense charge, disposition, result of sentence, and months incarcerated. Class IV

Universe: Defendants convicted of federal offenses in 1969–1970 and sentenced to up to a year in prison, given probation, or fined, and federal offenders released from prison during the first six months of 1970.

Note: The PSI Rap Sheet and Parole Rap Sheet files are structured hierarchically with a varying number of records per offender. The first physical record corresponding to an offender is an identification record containing 7 variables. Each of the subsequent records for that offender represents a single arrest. The maximum number of arrest records per offender is 31 for the PSI Rap Sheet file and 53 for the Parole Rap sheet file. There are 17 variables per arrest record. The PSI Rap Sheet file contains a total of 6,430 records representing 1,320 offenders. The Parole Rap Sheet file has 7,257 records representing 659 offenders. The PSI data files and Parole data files can be linked to the corresponding Rap Sheet files using the appropriate Link file.

Extent of collection: 6 data files + SPSS data definition statements

Logical record length data format with SPSS data definition statements

Part 1

PSI data

rectangular file structure
1,567 cases
311 variables
653-unit-long record
1 record per case

Part 2

Parole data

rectangular file structure
1,762 cases
160 variables
296-unit-long record
1 record per case

Part 3

PSI rap sheet

hierarchical file structure
39-unit-long record

Part 4

Parole rap sheet

hierarchical file structure
39-unit-long record

Part 5

PSI-rap link

rectangular file structure
1,318 cases
2 variables
8-unit-long record
1 record per case

Part 6

Parole-rap link

rectangular file structure
659 cases
2 variables
12-unit-long record
1 record per case

Related Publication:

Rhodes, William, Herbert Tyson, James Weekly, Catherine Conly, and Gustave Powell
"Developing criteria for identifying career criminals." Washington, DC: Institute for Law and Social Research, 1982.

Geerken, Michael R., Alfred C. Miranne, and Mary Baldwin Kennedy

New Orleans offender study, 1973–1986

(ICPSR 6005) (Diskettes D00090–D00098)

Summary: These data focus on persons arrested for burglary or armed robbery in New Orleans during 1973–1986. Local, state, and federal arrest records were combined with local and state custody records to provide a more complete criminal history database for researchers than previously available. The five files in this collection supply information on arrests, periods of criminal justice supervision and custody, employment, and basic demographics (sex, race, birth year, and state of birth). For a majority of the juvenile offenders, results of aptitude and diagnostic tests obtained from the Louisiana Dept. of Corrections, Juvenile Division, are available as well. The unit of analysis is the offender. Class III

Universe: All persons arrested for burglary or armed robbery in New Orleans during the period 1973–1986.

Note: The codebook indicates that Parts 1, 2, 4, and 5 have a variable number of records

per case, but the data definition statements do not reflect this. Multiple arrests for each individual were entered as separate observations, tied together by the same grant control number (first variable). This enables the data to remain in rectangular form. For further information users should refer to the final report, which is available from the National Criminal Justice Reference Service, the clearinghouse for the National Institute of Justice.

Extent of collection: 5 data files + machine-readable codebook (text) + SAS data definition statements + SPSS data definition statements

Extent of processing: UNDOCCHK.ICPSR/RECODE

Logical record length data format with SAS and SPSS data definition statements

Part 1
Juvenile data
rectangular file structure
1,194 cases
22 variables
76-unit-long record
1 record per case

Part 2
Employment data
rectangular file structure
44,118 cases
8 variables
49-unit-long record
1 record per case

Part 3
Demographic data
rectangular file structure
22,497 cases
13 variables
37-unit-long record
1 record per case

Part 4
Charge data
rectangular file structure
429,752 cases
22 variables
136-unit-long record
1 record per case

Part 5
Custody data
rectangular file structure
143,986 cases
12 variables
41-unit-long record
1 record per case

Related Publication:

Geerken, Michael R., Alfred C. Miranne, and Mary Baldwin Kennedy. "The New Orleans offender study: Development of official record databases," March 1993 (unpublished).

Documentation machine-readable only

Gibbs, John J., and Peggy L. Shelly

Port Authority cargo theft data of New Jersey and New York, 1978-1980

(ICPSR 8089)

This study was sponsored by the U.S. Dept. of Justice, National Institute of Justice. The grant number is 80-IJ-CX-0060.

Summary: This criminal justice data collection was prepared by the Commercial Theft Studies division of the Causes of Crime for Gain as one of three databases established to study patterns of commercial theft and characteristics of commercial thieves. Created to study methods used to commit thefts involving cargo, these data include incident and missing cargo characteristics, suspect characteristics and punishments, and type and value of stolen property.

Cargo thefts which occurred at John F. Kennedy International Airport, LaGuardia Airport, Newark International Airport, and the New York Marine Terminals at Brooklyn, Port Elizabeth, and Port Newark were included in the data which were collected from the Crime Analysis Unit files of the Port Authority of New York and New Jersey.

This data collection consists of a printed codebook and one data file. The 864 incidents and 126 variables are available in card image format with three decks per case. Class IV

Gibbs, John J., and Peggy L. Shelly

SLATS truck theft data of New York City, 1976-1980

(ICPSR 8090)

This study was sponsored by the U.S. Dept. of Justice, National Institute of Justice. The grant number is 80-IJ-CX-0060.

Summary: Created by the Commercial Theft Studies component of the Study of the Causes of Crime for Gain, this is one of three quantitative databases which study patterns of commercial theft and characteristics of commercial thieves. This criminal justice data collection was created to examine the methods used to commit various acts of theft which involved a truck or a portion of a truck (i.e., its contents). The variables in the collection include incident characteristics, types of crime involved, type and value of stolen property, weapon involvement, treatment of driver and helper, suspect characteristics, and recovery information.

These data were collected from the files of a specialized New York Police Dept. detective squad, which was created specifically to investigate commercial truck thefts.

This collection consists of one data file containing 601 incidents and 93 variables. A printed codebook documents these data which are available in card image format with two decks of data per case. Class IV

Gibbs, John J., and Peggy L. Shelly

Xenon (New Jersey) commercial burglary data, 1979-1981

(ICPSR 8088)

This study was sponsored by the U.S. Dept. of Justice, National Institute of Justice. The grant number is 80-IJ-CX-0060.

Summary: One of three quantitative databases comprising the Commercial Theft Studies component of the Study of the Causes of Crime for Gain, this criminal justice data collection contains information on commercial burglary incidents in a specific geographic area. The data collection includes incident characteristics, theft item, value of stolen property and suspect characteristics, e.g., police contacts, number of arrests, sex, race, and age.

These data were collected from the files of the Xenon, New Jersey, Police Department.

The collection consists of one data file containing 218 incidents and 37 variables. A printed codebook documents these data which are available in card image format with one deck per incident. Class IV

Gold, Martin, and Jay R. Williams
National survey of youth, 1967
(ICPSR 3509)

In the spring of 1967, 847 interviews were collected in a study designed to measure the frequency and seriousness of delinquent activity, detected or undetected, among a representative sample of American boys and girls 13 to 16 years old. The interview elicited information about the teenagers' family characteristics, including parents' education, job history, and family size, attitudes toward school, school grades, peer group activities, and job aspirations. Respondents were asked to indicate which of 16 offenses they had committed in the previous three years and then to detail the circumstances of each offense they reported. The teenagers' reports of delinquency were checked against official delinquency records. The data are available without restriction. Potential users of the National survey of youth (NSY) datasets are advised, however, to contact the original principal investigator, Dr. Martin Gold (Institute for Social Research, The University of Michigan, Box 1248, Ann Arbor, MI 48106), about their intended uses of the data. These datasets have been and are being used extensively by researchers. Experience has shown that informing Dr. Gold of intended use of the data can prevent unnecessary and sometimes embarrassing duplication of effort and can avoid misuse of the data arising out of misunderstanding their nature. Dr. Gold would also appreciate receiving copies of reports based on the NSY datasets. Two data files are available: one with the individual respondent as the unit of analysis (50 cards of data per respondent, and 828 variables) and one with each incident of an offense as the unit of analysis (1,597 variables). Class III

Related Publication:

Williams, Jay R., and Martin Gold

"From delinquent behavior to official delinquency." *Social Problems* 20 (Fall 1972).

Gold, Martin
National survey of youth, 1972
(ICPSR 7593)

This study builds upon an earlier study by the principal investigator entitled **National survey of youth, 1967** (ICPSR 3509). Like the previous study, it was designed to measure

the frequency and seriousness of delinquent activity among a representative sample of American boys and girls; 1,395 interviews were collected in the spring of 1972 from respondents who were 11 to 18 years old. The interviews obtained information about the teenagers' family characteristics, including job history, family size, and parents' education, attitudes toward school, school grades, peer group activities, and job aspirations. Respondents were also asked to indicate which of seventeen offenses they had committed in the previous three years and then to detail the circumstances of each offense they reported. Sixteen of the offenses matched the list presented in the 1967 study; an additional offense, marijuana use, was included to reflect the changes that had appeared in the American society during the intervening study years. The data are available without restriction. Potential users of the **National survey of youth (NSY)** datasets are advised, however, to contact the original principal investigator, Dr. Martin Gold (Institute for Social Research, The University of Michigan, Box 1248, Ann Arbor, MI 48106), about their intended uses of the data. These datasets have been and are being used extensively by researchers. Experience has shown that informing Dr. Gold of intended use of the data can prevent unnecessary and sometimes embarrassing duplication of effort and can avoid misuse of the data arising out of misunderstanding their nature. Dr. Gold would also appreciate receiving copies of reports based on the NSY datasets. Class III

Haapanen, Rudy, and Carl F. Jesness

Early identification of the chronic offender, [1978-1980: California]

(ICPSR 8226)

This study was sponsored by the U.S. Dept. of Justice, National Institute of Justice. The grant number is 79-IJ-AX-0114.

Summary: Patterns of adult criminal behavior are examined in this data collection. Data covering the adult years of peak criminal activity (from approximately 18 to 26 years of age) were obtained from samples of delinquent youths who had been incarcerated in three California Youth Authority institutions during the 1960s: Preston, Fricot, and the Northern California Youth Center. Data were obtained from three sources: official arrest records of the California Bureau of Criminal Investigation and Identification (CII), supplementary

data from the Federal Bureau of Investigation, and the California Bureau of Vital Statistics. Follow-up data were collected between 1978 and 1981. There are two files per sample site. The first is a background data file containing information obtained while the subjects were housed in Youth Authority institutions, and the second is a follow-up history of offense file containing data from arrest records. Each individual is identified by a unique ID number, which is the same in the background and offense history files.

Universe: All juvenile inmates in California who were incarcerated in the 1960s in institutions of the California Youth Authority.

Sampling: The sample was selected from juvenile inmates who were incarcerated in the 1960s in three institutions of the California Youth Authority: Preston (N = 1,715), Northern California Youth Center (N = 982), and Fricot (N = 210).

Extent of collection: 6 data files + machine-readable documentation (text) + SAS data definition statements + SPSS data definition statements + data collection instruments

Extent of processing: CDBK.ICPSRV/ DDEF.ICPSRV/ MDATA.ICPSRV/ RECODE/ REFORM.DATA/ SCAN/ UNDOCCHK.ICPSRV

Logical record length data format with SAS and SPSS data definition statements

Part 1

Preston background data

rectangular file structure

1,715 cases

342 variables

744-unit-long record

1 record per case

Part 2

Northern California youth center background data

rectangular file structure

982 cases

247 variables

526-unit-long record

1 record per case

Part 3

Fricot background data

rectangular file structure

210 cases

415 variables

747-unit-long record

1 record per case

Part 4
Preston follow-up arrest history data
rectangular file structure
1,715 cases
417 variables
700-unit-long record
2 records per case

Part 5
Northern California youth center follow-up arrest history data
rectangular file structure
982 cases
417 variables
618-unit-long record
2 records per case

Part 6
Fricot follow-up arrest history data
rectangular file structure
210 cases
340 variables
517-unit-long record
2 records per case

Related Publication:
Haapanen, Rudy A., and Carl F. Jesness
Alternatives to analysis of covariance for estimating treatment effects in criminal justice evaluation: Comparative results. Sacramento, CA: California Youth Authority, 1983.

Documentation machine-readable only

Hewitt, John

Social order in Middletown, 1932-1975
(ICPSR 9058)

Muncie, Indiana, which has more commonly been referred to as "Middletown" in social science studies, is the location for this data collection. The purpose of this study was to examine crime over a period of 43 years. The data were collected from official records of the criminal courts in Muncie and Delaware County, Indiana. The unit of analysis is the criminal act charged. All charges were counted and appropriately categorized. The following rules were observed for cases involving multiple charges or multiple counts of single charges. First, each charge was counted separately when multiple charges were filed. Second, when a defendant was charged with multiple counts of a single charge, each count was considered to be a separate act and so recorded. Variables in this dataset include year of criminal act

charge, first, second, and third offenses charged, amount of bail, length of prison term, sex, age, and race of the alleged defendant. There are six files in the data collection and the logical record length of each file is 80 characters. Two of the files are SPSS data definition statements that are associated with two of the data files. One file has a printed codebook, and the final file contains SPSS data definition statements followed by data. Class IV

Katz, Jack

Autobiographical accounts of property offenses by youths at UCLA, 1983-1984

(ICPSR 8950)

Summary: These data examine the attraction of shoplifting and vandalism to nonprofessional offenders. The data consist of actual autobiographical accounts of offenses committed by undergraduates enrolled in three sections of undergraduate criminology classes at the University of California, Los Angeles. Verbatim answers of the respondents are presented. Class III

Universe: Undergraduate university students in the United States.

Sampling: The sample consisted of 250 students in three offerings of an undergraduate criminology class.

Note: This dataset is an electronic text file. For reasons of confidentiality names have been blanked from the data and replaced with spaces. Profanity has also been blanked and replaced with spaces. The number of records per case in this file varies from nine to ten depending on the length of statement given by each respondent.

Extent of collection: 1 data file

Card image data format

rectangular file structure
122 cases
2 variables
80-unit-long record

Related Publication:

Katz, Jack

Sneaky thrills: Seductions of crime. New York, NY: Basic Books, 1988.

Klein, Malcolm, and Cheryl Maxson
Deinstitutionalization of status offenders: A study of intervention practices for youth in seven cities in the United States, 1987-1991

(ICPSR 6039)

Summary: This data collection focuses on status offenders, those juveniles who commit acts (such as running away, habitual truancy, and possession of alcohol) that are forbidden to minors but not to adults. The purpose of this study was to connect legislative intent, service delivery systems, and youth responses in order to provide guidelines for future status offender legislation and practice. In the selection of sampling sites, three categories of intervention philosophy were represented: (1) deterrence, which recommends sanctions and control through the juvenile justice system; (2) treatment, which recommends emotional adjustment strategies through the community mental health system; and (3) normalization, which recommends little or no professional response. Respondents from youth service agencies in seven cities in the United States were asked about service delivery system characteristics (such as types of referral sources, how often they were used, and length of client service period), organizational characteristics (such as public versus private auspices, sources of funding, and educational level of staff), and youth characteristics (such as family situation, school status, and educational attainment of principal adults in the home). Demographic variables for status offenders included gender, race, age, and type of residence. Interviews with youths were also conducted and included a self-concept scale, by which youths could categorize themselves as delinquent, disturbed, and/or conforming. The units of analysis for this study are the individual and the youth service agency.

Universe: Status offenders aged 12 to 17 in the United States.

Sampling: An analysis of the status offender legislation in all 50 states and the District of Columbia yielded seven states as the purest possible deterrence states, treatment states, and normalization states. A census of youth service agencies was then conducted in large cities of the seven states: Anchorage, Alaska; Wilmington, Delaware; Boise, Idaho; Portland, Maine; Baltimore, Maryland; Flint, Michigan; and Manchester, New Hampshire. That census yielded 1,527 agencies, and exclusion criteria combined with nonresponses re-

duced the final number to 571 appropriate agencies, of which 245 reported providing services during 1987 to at least some youths engaged in status conduct. Youth interviews were limited to the cities of Boise, Manchester, and Portland.

Note: For reasons of confidentiality, certain identifying variables (such as birthday, intake date, and agency identifier number) have been masked.

Extent of collection: 5 data files + machine-readable documentation (text) + SAS data definition statements + SPSS data definition statements + data collection instruments

Extent of processing: MDATA/ UNDOCCHK.ICPSR/ RECODE

Logical record length data format with SAS and SPSS data definition statements

Part 1
Agency screening survey data
rectangular file structure
571 cases
141 variables
242-unit-long record
1 record per case

Part 2
Status conduct survey data
rectangular file structure
245 cases
236 variables
330-unit-long record
1 record per case

Part 3
Church screening survey data
rectangular file structure
189 cases
76 variables
126-unit-long record
1 record per case

Part 4
School screening survey data
rectangular file structure
101 cases
73 variables
127-unit-long record
1 record per case

Part 5
Youth interview data
rectangular file structure
377 cases
430 variables
770-unit-long record
1 record per case

Related Publication:

Klein, Malcolm W., Cheryl L. Maxson, and
Lea C. Cunningham

*Assessing the effects of the deinstitution-
alization of status offenders (DSO II)*. U.S.
Dept. of Justice. Office of Juvenile Justice
and Delinquency Prevention, January
1993.

Documentation machine-readable only

Loeber, Rolf

**Screening of youth at risk for
delinquency in Oregon, 1980-1985**

(ICPSR 9312)

This study was sponsored by the U.S. Dept. of
Justice, National Institute of Justice. The grant
number is 84-IJ-CX-0048.

Summary: This longitudinal study follows
three birth cohorts of youngsters who were
considered at risk because of antisocial be-
havior or because of officially recorded delin-
quency at early ages. The youth were se-
lected from 21 elementary and high schools
through two screening procedures or "gat-
ings." The first procedure used teacher rat-
ings, mothers' reports, and parental monitor-
ing. The second procedure involved teacher
ratings for school competence and mothers'
reports of antisocial behavior in the home.
Data were collected on youths' personal, fam-
ily, school, and criminal backgrounds. Data
also are available on parental authoritarian-
ism, proportion of days parents were absent,
parents' expressiveness, and parental con-
flict. Additional variables relate to youths'
independence and achievement, family crimi-
nality, home conduct problems, school dis-
ruptiveness, school competence score, self-
reported delinquency, peer delinquency
scores, age at first theft, and drug and alcohol
use. Class IV

Universe: Males in the fourth, seventh, and
tenth grades from 21 elementary and high
schools in Oregon.

Sampling: Subjects were selected from a
sample of 300 families who volunteered to
participate in all phases of the study.

Extent of collection: 2 data files

Logical record length data format

Part 1

Time one data
rectangular file structure
245 cases
219 variables
1,740-unit-long record
1 record per case

Part 2

Time two data
rectangular file structure
188 cases
858 variables
1,159-unit-long record
1 record per case

Related Publications:

Loeber, Rolf, Thomas Dishon, and
Gerald Patterson

"Multiple gating: A multistage assessment
procedure for identifying youths at risk for
delinquency." *Journal of Research in
Crime and Delinquency* 21 (1984), 7-32.

Loeber, Rolf, and Magda Stouthamer Loeber
"The prediction of delinquency." In H.C.
Quay (ed.), *Handbook of Juvenile Delin-
quency*. New York, NY: Wiley, 1986.

Loeber, Rolf, and Bruce Bowers
"The screening of youths at risk for delin-
quency: A manual" (unpublished report).
Washington, DC: National Institute of
Justice.

Patemoster, Raymond, et al.

**Youths and deterrence: Columbia,
South Carolina, 1979-1981**

(ICPSR 8255)

This study was sponsored by the U.S. Dept.
of Justice, National Institute of Justice. The
grant numbers are 81-IJ-CX-0023 and 83-IJ-
CX-0095.

Summary: This investigation of a high school-
aged youth cohort was conducted in Colum-
bia, South Carolina. Identical questionnaires
were administered to students each year, and
the longitudinal data contain information on
demographic and socioeconomic charac-
teristics, educational aspirations, occupa-
tional aims, and peer group activities. Also in-
cluded is information from respondents on
which offenses they committed, the number
of times they were apprehended by the po-
lice, their attitudes toward deviancy, and per-
ceived certainty of punishment. Class IV

Universe: Youth from nine high schools in Columbia, South Carolina.

Extent of collection: 1 data file

Card image data format

rectangular file structure

3,882 cases

164 variables

80-unit-long record

19 records per case

Pennell, Susan, Christine Curtis, and Jeff Tayman

Illegal Immigration and Crime in San Diego and El Paso Counties, 1985-1986

(ICPSR 9330)

This study was sponsored by the U.S. Dept. of Justice, National Institute of Justice. The grant number is 86-IJ-CX-0038.

Summary: This study was conducted to examine whether a rising crime rate in El Paso, Texas and San Diego, California in 1986 could be attributed to, among other factors, the influx of undocumented aliens. Data were collected in the two cities with a focus on serious felony offenses. Variables include level of involvement of undocumented aliens in serious felony arrests in San Diego and El Paso counties, the outcome of serious felony arrest cases involving undocumented persons compared to others arrested for similar offenses, the impact of arrests of undocumented aliens on the criminal justice system in terms of workload and cost, the extent that criminal justice agencies coordinate their efforts to apprehend and process undocumented aliens who have committed serious crimes in San Diego and El Paso counties, and how differences in agency objectives impede or enhance coordination. Data are also provided on how many undocumented persons were arrested/convicted for repeat offenses in these counties and which type of policies or procedures could be implemented in criminal justice agencies to address the issue of crimes committed by undocumented aliens.

The collection includes sociodemographic characteristics, citizenship status, current arrest, case disposition, and prior criminal history with additional data from San Diego to compute the costs involving undocumented aliens. Class IV

Universe: Serious felony offense arrests in El Paso County, Texas, and San Diego County, California.

Sampling: In El Paso all arrests for selected offenses were included. In San Diego all homicide and rape arrests were included. A stratified random sample with equal probabilities used to select 40 percent of the arrests was chosen within each of the other offense categories, which included robbery, aggravated assault, burglary, grand theft and motor vehicle theft, receiving stolen property, and felony narcotics offenses.

Extent of collection: 2 data files

Card image data format

Part 1

San Diego county data

rectangular file structure

4,431 cases

128 variables

80-unit-long record

5 records per case

Part 2

El Paso county data

rectangular file structure

2,268 cases

128 variables

80-unit-long record

5 records per case

Related Publications:

Pennell, S., and J. Tayman

"The impact of illegal immigration on the criminal justice system." San Diego, CA: San Diego Association of Governments, 1989.

Pennell, S., C. Curtis, and J. Tayman

"Data resources program award no. CX-0038: Case tracking study documentation: Illegal Immigration and Crime in San Diego and El Paso Counties, FY 1985-86." San Diego, CA: San Diego Association of Governments Criminal Justice Research Unit, and Los Altos, CA: Data Resources Program of the National Institute of Justice, Sociometrics Corporation, 1989.

Polk, Kenneth

Marion County [Oregon] youth study, 1964-1979

(ICPSR 8334)

This is an investigation of the young men in Marion County, Oregon, between the years 1964 and 1979. The subjects were interviewed in a 12-wave panel study beginning in their sophomore years of high school and continuing to age 30. The original base population was determined through a large scale survey of the county's youth, the male portion consisting of 1,227 individuals. The first wave, conducted in the high schools in 1964, consisted of a 200-item questionnaire. The second wave, the first in the longitudinal design, involved face-to-face interviews with a 225-item instrument. The ten subsequent waves of the study were conducted by mail, at nearly year intervals. The interview schedules are concerned with the issues of coming of age such as family relations, school performance, educational plans, dating, drinking, drug use, military service, delinquency, offenses and dispositions (civilian and military), and Vietnam experiences. The collection consists of a data file that has been organized so that each of the 1,227 respondents is represented by 36 separate records. This results in a total of 44,172 records, each with a logical record length of 162. The first 22 records contain data on 800 distinct variables gathered in the 12 waves of interviews. Records 26-28 are for the 17 variables associated with the juvenile and adult offense data. There are 15 socioeconomic variables, gathered for the "random sample group" only, which are found in record 29. The last seven records contain 400 variables which concern Careers and Vietnam Experiences. Class IV

Shannon, Lyle W.

Juvenile delinquency and adult crime, 1948-1977 [Racine, Wisconsin]: City ecological data

(ICPSR 8164)

This study was sponsored by the U.S. Dept. of Justice, National Institute of Justice. The grant number is 79-NI-AX-0081.

Summary: These data, intended for use in conjunction with **Juvenile delinquency and adult crime, 1948-1977 [Racine, Wisconsin]**: Three birth cohorts (ICPSR 8163) are

organized into two different types: Block data and Home data. Part 1, Block Data, contains the characteristics of each block in Racine for the years 1950, 1960, and 1970 as selected from the United States Census of Housing for each of these years. The data are presented for whole blocks for each year and for blocks agglomerated into equal spaces so that comparison may be made between the 1950, 1960, and 1970 data. In addition, land use and target density (gas stations, grocery and liquor stores, restaurants, and taverns) measures are included. The data were obtained from land use maps and city directories. These block data have been aggregated into census tracts, police grid areas, natural areas, and neighborhoods for the purpose of describing the spatial units of each in comparable fashion for 1950, 1960, and 1970. The information contained within the Block Data file is intended to be used to merge ecological data with any of the files described in the ICPSR 8163 codebook. The Home datasets (Parts 2-6) contain selected variables from the Block Data file merged with the Cohort Police Contact data or the Cohort Interview data from ICPSR 8163. The Home datasets represent the merged files used by the principal investigators for their analysis and are included here only as examples of how the files from ICPSR 8163 may be merged with the Block data.

Universe: Residents of Racine, Wisconsin, in 1950, 1960, 1970 and 1976.

Note: The dates indicated in the file names refer to the dates in the ICPSR 8163 dataset. Racine, Wisconsin, area maps are available only in hardcopy form upon request from ICPSR. Users of the data with questions regarding this study or ICPSR 8163 should contact Professor Lyle W. Shannon, Iowa Urban Community Research Center, University of Iowa, Iowa City, IA 52242.

Extent of collection: 6 data files + machine-readable documentation (text) + SAS data definition statements + SPSS data definition statements

Extent of processing: MDATA.ICPSR/
UNDOCCHK.ICPSR/DDEF.ICPSR

Logical record length data format with SAS and SPSS data definition statements

Part 1

Block data

rectangular file structure
1,673 cases
173 variables
998-unit-long record
1 record per case

Parts 2-4

1942, 1949, 1955 continuous residence home data

rectangular file structure
633 to 2,149 cases per part
261 variables
773-unit-long record
2 records per case

Parts 5-6

1942 and 1949 interviewed home data

rectangular file structure
333 to 556 cases per part
261 variables
773-unit-long record
2 records per case

Documentation machine-readable only

Shannon, Lyle W.

Juvenile delinquency and adult crime, 1948-1977 [Racine, Wisconsin]: Three birth cohorts

(ICPSR 8163)

This study was sponsored by the U.S. Dept. of Justice, National Institute of Justice. The grant number is 84-IJ-CX-0013.

Summary: This data collection contains data on juvenile delinquency and adult crime for three birth cohorts in Racine, Wisconsin. The three birth cohorts are 1942, 1949, and 1955. The 1942 cohort consists of 1,352 persons, the 1949 cohort of 2,099 persons, and the 1955 cohort of 2,676, for a total of 6,127 persons. These data are organized into three basic types of datasets: (1) Individual-level "Police contact" data for all three cohorts, (2) Individual-level interview and contact data for the 1942 and 1949 cohorts, and (3) Individual-level contact data classified by age for all three cohorts, or "age-by-age" data. There are eight data files in all. The individual-level contact datasets, referred to as the "police contact data," contain equivalent data for all three cohorts. The data consist of the type and frequency of police contacts by individuals as well as the date, location, and number of the first contact. Individual cohort members

are the units of analysis. The interview datasets contain data on police contacts as well as a number of variables measured during personal interviews with a sample of the 1942 and 1949 cohorts. The interview variables include retrospective measures of the respondent's perception of his or her past police contacts, attitudes toward the police, and a variety of other variables such as socio-economic status and age at marriage. The "age-by-age" dataset contains juvenile court and police contact data classified by age. The data are organized into three equivalent datasets, one for each cohort, and the individual cohort member is the unit of analysis. In contrast to the cohort data, however, the police contact data are organized according to the age of the cohort member at the time of the contact(s). Thus variables have been constructed which measure and summarize the number, type(s), and seriousness of contacts at a given age. These datasets also contain detailed data on the type(s) of disposition(s) received by cohort members at various ages. Class II

Documentation machine-readable only

Shover, Neal

Perceptual deterrence and desistance from crime: A study of repetitive serious property offenders in Tennessee, 1987-1988

(ICPSR 9971)

Summary: For this data collection, offenders confined to prison were surveyed to examine the utility of deterrence theory variables as predictors of differential desistance from serious property crimes. The investigators also examined subjects' "criminal calculus," that is, their expectations of the likely gains and losses of further criminal behavior and the conditions under which they likely would commit further crimes. Specifically, the data explored whether decisions to commit crime are based on assessment of potential returns from alternate courses of action and the risk of legal sanctions. Sixty repeat offenders who had served one or more prison sentences were asked about their history of criminal activity, reasons for committing crimes, expectations of future criminal activities, and likely consequences of committing crimes. Data were collected in pre-release interviews in 1987 and 1988 as part of a larger study. Variables include age, education, age at first arrest, alcohol and drug use as a juvenile, as a

young adult, and as a mature adult, past crimes, willingness to commit specific property crimes, reasons for being willing or unwilling to commit specific property crimes, expectations of arrest subsequent to actual crimes committed, and the likelihood of future criminal activity. Class IV

Universe: Jail and prison inmates in Tennessee with a demonstrated preference for property crimes.

Sampling: All members of the sample were nearing completion of a jail or prison sentence, and were selected for their demonstrated preference for property crimes. Of 75 inmates asked to participate in the study, 60 agreed to answer questionnaires. Fifty-eight of the subjects had served at least one prison sentence, while the other two had served one or more jail sentences.

Extent of collection: 1 data file + machine-readable documentation (text)

Extent of processing: MDATA/ UNDOCCHK.PR

Card image data format

rectangular file structure
60 cases
229 variables
80-unit-long record
5 records per case

Related Publications:

Honaker, D.W.

"Aging, peers, and the propensity for crime: A contextual analysis of criminal decision-making." Unpublished master's thesis, University of Tennessee (1990).

Shover, N., and D. Honaker

"The socially bounded decision-making of persistent property offenders." *Howard Journal of Criminal Justice*.

Tunnel, K.D.

"Choosing crime: Close your eyes and take your chances." *Justice Quarterly* 7 (1990), 673-690.

Documentation machine-readable only

Singer, Simon I.

Deterrent effects of the New York juvenile offender law, 1974-1984

(ICPSR 9324)

This study was sponsored by the U.S. Dept. of Justice, National Institute of Justice. The grant number is 85-U-CX-0026.

Summary: This data collection was designed to assess the effects of the New York Juvenile Offender law on the rate of violent crime committed by juveniles. The data were collected to estimate the deterrent effects of the law and to permit the use of an interrupted time-series model to gauge the effects of the intervention. The deterrent effects of the law are assessed on five types of violent offenses over a post-intervention period of 75 months using two comparison time series to control for temporal and geographical characteristics. One time series pertains to the monthly juvenile arrests of 16- to 19-year-olds in New York City, and the other to monthly arrests of juveniles aged 13 to 15 years in Philadelphia, the control jurisdiction. Included in the collection are variables concerning the monthly rates of violent juvenile arrests for homicide, rape, assault, arson, and robbery for the two juvenile cohorts. These time series data were collected by individual police jurisdictions that reported monthly arrests to the Uniform Crime Reporting Division of the Federal Bureau of Investigation. Class IV

Universe: Juveniles arrested by police between January 1974 and December 1984 in the state of New York and in Philadelphia, Pennsylvania.

Sampling: Juvenile arrests reported by police between January 1974 and December 1984 in New York City, upstate New York, and Philadelphia, Pennsylvania. The monthly data for Philadelphia were collected to serve as a control series for comparison with the New York series.

Extent of collection: 1 data file

Card image data format

rectangular file structure
132 cases
26 variables
80-unit-long record
3 records per case

Related Publication:

Singer, S.I., and D. McDowall

"Criminalizing delinquency: The deterrent effects of the New York juvenile offender law." *Law and Society Review* 22 (1988), 521-535.

Spergel, Irving A., and G. David Curry

National youth gang intervention and suppression survey, 1980-1987

(ICPSR 9792)

Summary: This survey was conducted under the National Youth Gang Intervention and Suppression Program. The primary goals of the program were to assess the national scope of the gang crime problem, to identify promising programs and approaches for dealing with the problem, to develop prototypes from the information gained about the most promising programs, and to provide technical assistance for the development of gang intervention and suppression programs nationwide. The survey was designed to encompass every agency in the country that was engaged or had recently engaged in organized responses specifically intended to deal with gang crime problems. Cities were screened with selection criteria including the presence and recognition of a youth gang problem and the presence of a youth gang program as an organized response to the problem. Respondents were classified into several major categories and subcategories: law enforcement (mainly police, prosecutors; judges, probation, corrections and parole); schools (subdivided into security and academic personnel); community, county, or state planners; other; and community/service (subdivided into youth service, youth and family service/treatment, comprehensive crisis intervention, and grassroots groups). These data include variables coded from respondents' definitions of the gang, gang member, and gang incident. Also included are respondents' historical accounts of the gang problems in their areas. Information on the size and scope of the gang problem and response was also solicited. Class IV

Universe: The population includes all participants in community-based gang intervention and suppression programs in the continental United States that could be identified in 1987.

Sampling: Of the 45 cities and sites meeting the selection criteria, 21 were classified as "chronic" and 24 as "emerging" youth gang

problem cities. Once a city or jurisdiction was included in the survey, a snowball sampling technique was employed. The initial respondent was asked for a list of other key agencies involved in the community's organized gang response. Each of the identified people at these agencies was subsequently contacted and also asked for such a list, and the interviewer assigned to the city continued to contact actors until all actors' lists were exhausted. Data were collected on 254 respondents.

Note: The case count for Part 1 includes six additional respondents.

Extent of collection: 5 data files + machine-readable documentation (text) + data collection instrument

Extent of processing: MDATA

Card image (Part 1) and logical record length data formats

Part 1

National survey data
rectangular file structure
254 cases
99 variables
78-unit-long record
5 records per case

Parts 2-5

Original interview data—1-4
rectangular file structure
248 cases per part
55 to 116 variables per part
1,393- to 2,518-unit-long records per part
1 record per case

Related Publication:

Curry, G. David, and Rodney W. Thomas
"Community organization and gang policy response." Research paper 9111, WVU Regional Research Institute.

Spergel, Irving A., and G. David Curry
"The national youth gang survey: A research and development process." In Arnold Goldstein and C. Ronald Huff (eds.), *Gang intervention handbook*. Champaign-Urbana, IL: Academic Press, 1992.

Spergel, Irving A., and G. David Curry
"Survey of youth gang problems and programs in 45 cities and sites." In *Gang problems and responses, Volume 2*. Washington, DC: U.S. Government Printing Office.

Documentation machine-readable only

Steadman, Henry J., Pamela Clark
Robbins, and Carmen Cirincione

**Mental disorder and violent crime:
A 20-year cohort study in New York
State, 1968–1988**

(ICPSR 9978) (Diskette D00182)

This study was sponsored by the U.S. Dept. of Justice, National Institute of Justice. The grant number is 88-IJ-CX-0039.

Summary: The objectives of this study were (1) to compare long-term patterns of violent crime for mentally disordered patients and for prison inmates, and (2) to evaluate predictive validity of a diagnosis of schizophrenia for subsequent arrests for violent crimes. For the purposes of this data collection, violent crimes were defined as including murder, manslaughter, rape, assault, kidnapping, and sodomy. The study analyzed individual state mental hospital patients and inmates of state prisons in New York State over a 20-year span. In the process of obtaining information regarding the individuals, three different areas were focused on: hospital, incarceration, and arrest histories. Variables for hospital histories include inpatient hospitalizations, admission and discharge dates, legal status for all state hospitals through 1988, primary diagnosis for target and most recent admissions, and placements in New York State Dept. of Correctional Services mental hospitals. Incarceration history variables include time spent in adult state prisons, incarcerations through 1988, and dates of release (including reentry to community on parole, outright release, or escape). Arrest histories include information the subject's first adult arrest through 1988 (only the most serious charge for each incident is recorded) and out-of-state arrests, when available. Demographic variables include age, race, and date of birth. Class III

Universe: (1) Male offenders 18 to 65 years old admitted to New York state prisons in 1968 and 1978, except for within-state transfers, those returning from mental hospitals, and those in city or county jails, and (2) male patients 18 to 65 years old admitted to New York State psychiatric centers in 1968 and 1978, exempting those transferred from other state hospitals and those admitted to special facilities for the mentally retarded or for alcoholics, to a Dept. of Correctional Services-operated mental health facility, or to special secure facilities.

Extent of collection: 1 data file + machine-readable documentation (text) + SAS data

definition statements + SPSS data definition
statements + data collection instrument

Extent of processing: UNDOCCHK.PR

Card image data format

rectangular file structure
1,593 cases
1,066 variables
80-unit-long record
29 records per case

Related Publications:

Cirincione, C., H.J. Steadman, P.C. Robbins,
and J. Monahan

"Mental illness as a factor in criminality:
A study of mental patients and prisoners."
Criminal Behavior and Mental Health.

Cirincione, C., H.J. Steadman, P.C. Robbins,
and J. Monahan

"Schizophrenia as a contingent risk factor
for criminal violence." *International Journal
of Law and Psychiatry* 15, 4 (Fall 1992),
347–358.

Documentation machine-readable only

Swicord, Donald

**Survey of facilities for runaway and
homeless youth, 1983–1988**

(ICPSR 9129)

Summary: This data collection is a compilation of demographic and service information collected on youth in residential and nonresidential shelters for runaways and homeless youth. The data provide descriptions of the youths using the shelters including age, sex, race, education, family setting, shelter services provided, and aftercare services received. Class IV

Universe: Runaway and homeless youths in 270 shelters in the United States, the District of Columbia, and the Trusts Territories.

Extent of collection: 2 data files

Logical record length data format

Part 1

Youth information form (YIF)

rectangular file structure
78,005 cases
118 variables
138-unit-long record
1 record per case

Part 2
**Information collection and research
evaluation form (ICARE)**

rectangular file structure
102,280 cases
172 variables
235-unit-long record
1 record per case

Toch, Hans, and Kenneth Adams

**Disturbed violent offenders in
New York, 1985**

(ICPSR 9325)

This study was sponsored by the U.S. Dept. of Justice, National Institute of Justice. The grant number is 85-IJ-CX-0033.

Summary: This data collection was designed to investigate the relationship between mental illness and violent involvement over an offender's criminal career and to develop a typology of violent offenders that takes into account both mental health history and substance use history. The collection is organized so that data for the violent offender cohort can be matched with records of offender mental health history, substance abuse history, and criminal career history. The offenders studied were convicted of statutorily-defined "violent offenses." Included in the collection are variables concerning conviction offenses, intoxication status, victim-offender relationship, injury result, type of violence, employment, marital status, gender, and race. The criminal history file contains variables on dates of arrest or juvenile contacts. The mental history file includes dates of entry and types of mental health services received. Information on the personal characteristics of offenders and their offenses were collected from the New York State Dept. of Correctional Services. The data for both mental health history and drug treatment history were obtained from computerized client records maintained by the New York State Office of Mental Health. Class IV

Universe: All offenders convicted of violent offenses and sentenced to terms of incarceration during the period January 1985 through December 1985 in the state of New York.

Extent of collection: 3 data files

Logical record length data format

Part 1
Offender data
rectangular file structure
1,308 cases
37 variables
66-unit-long record
1 record per case

Part 2
Criminal record data
rectangular file structure
9,697 cases
6 variables
20-unit-long record
1 record per case

Part 3
Mental health data
rectangular file structure
3,365 cases
6 variables
20-unit-long record
1 record per case

Related Publication:

Toch, H., and K. Adams

"The disturbed violent offender" (unpublished final report). Washington, DC: National Institute of Justice, 1988.

Widom, Cathy Spatz

**Child abuse, neglect, and violent
criminal behavior in a Midwest
metropolitan area of the United
States, 1967-1988**

(ICPSR 9480) (Diskette D00047)

This study was sponsored by the U.S. Dept. of Justice, National Institute of Justice. The grant number is 86-IJ-CX-0033.

Summary: These data examine the relationships between childhood abuse and/or neglect and later criminal and violent criminal behavior. In particular, the data focus on whether being a victim of violence and/or neglect in early childhood leads to being a criminal offender in adolescence or early adulthood and whether a relationship exists between childhood abuse or neglect and arrests as a juvenile, arrests as an adult, and arrests for violent offenses. For this data collection adult and juvenile criminal histories of sampled cases with backgrounds of abuse or neglect were compared to those of a matched control group with no official record of abuse or neglect. Variables contained in Part 1

include demographic information (age, race, sex, and date of birth). In Part 2, information is presented on the abuse/neglect incident (type of abuse or neglect, duration of the incident, whether the child was removed from the home, if so, for how long, results of the placement, and whether the individual is still alive). Part 3 contains family information (with whom the child was living at the time of the incident, family disruptions, and who reported the abuse or neglect) and on the perpetrator of the incident (relation to abused/neglected, age, race, sex, and whether living in the home of the victim). Part 4 contains information on the charges filed within adult arrest incidents (occasion for arrest, multiple counts of the same type of charge, year and location of arrest, and type of offense or charge), and Part 5 includes information on the charges filed within juvenile arrest incidents (year of juvenile charge, number of arrests, and type of offense or charge). The unit of analysis for Parts 1 through 3 is the individual at age 11 or younger, for Part 4 the charge within the adult arrest incident, and for Part 5 the charge within the juvenile arrest incident. Class IV

Universe: All children under 12 years of age during the period 1967–1972 in a metropolitan area in the Midwest.

Sampling: Prospective cohorts research design matched with a control group cohort.

Note: The Id numbers in this collection link a particular abused or neglected child with a particular control person. Not all abused and neglected children were matched. Therefore, analyses that do not take into account the matching will introduce biases. Parts 2 and 3 appear to contain a large amount of missing data. The data apply only to reported and substantiated cases of childhood victimization. Misdemeanor criminal behavior for individuals may not show up in the records checked.

Extent of collection: 5 data files

Card image data format

Part 1
Demographic
1,575 cases
6 variables
80-unit-long record
1 record per case

Part 2
Abuse/neglect
rectangular file structure
908 cases
28 variables
80-unit-long record
3 records per case

Part 3
Family and perpetrator
rectangular file structure
908 cases
30 variables
80-unit-long record
2 records per case

Part 4
Adult criminality
rectangular file structure
2,578 cases
8 variables
80-unit-long record
1 record per case

Part 5
Juvenile criminality
rectangular file structure
1,101 cases
5 variables
80-unit-long record
1 record per case

Winterfield, Laura A.

Criminal careers of juveniles in New York City, 1977–1983

(ICPSR 9986) (Diskette D00111)

Summary: This longitudinal study of juvenile offenders traces the criminal histories of a sample of juveniles, including those who were "dropouts" (juvenile offenders who did not go on to become adult criminal offenders) and those who continued to be arrested, ranging from those with only one subsequent arrest to "persisters" (juveniles who did become career criminal offenders). The data are intended to address the following questions: (1) Are serious juvenile offenders more likely than nonserious juvenile offenders to become adult offenders? (2) Are offenders who begin at a younger age more likely to have more serious criminal careers than those who begin when they are older? (3) As a criminal career progresses, will the offender become more skilled at one type of offense and commit that type of crime more frequently, while decreasing the frequency of other types of crimes? (4) As a criminal career continues, will the

offender commit progressively more serious offenses? (5) How well can it be predicted who will become a high-rate offender? Part 1 of this study contains data on a subsample of 14- and 15-year-olds who were brought to Probation Intake in the New York City Family Court for delinquency offenses. Included are variables relating to the date and type of arrest, disposition and sentence of the offender, and sex and race of the offender, as well as questions concerning the offender's home environment and highest school grade completed. Part 2 includes information on prior delinquency arrests, including the date of arrest, the charge and severity, and the disposition and sentence, as well as similar information on subsequent offenses that occurred up to six years after the original delinquency offense. Included for each incarceration is the status of the offender (juvenile or adult), the date of admission to a facility, and the length of time incarcerated. Class IV

Universe: Juveniles at ages 14 and 15 who had been referred by police to Probation Intake in the New York City Family Court as a result of arrest on delinquency charges.

Sampling: The sample was originally drawn by the Vera Institute of Justice's Family Court Disposition Study (FCDS). The FCDS randomly sampled one of ten juvenile delinquency cases appearing at Probation Intake in the New York City Family Court during a one-year period, and one in six of all status offense cases. The present study selected a subsample from the FCDS study based on two selection criteria. First, only those offenders brought to Probation Intake for delinquency offenses were included, and not those referred to court for status offenses. Second, in order to maximize the length of time that the offenders could be followed as adults, only the oldest juveniles were selected from the FCDS. The final sample for the present study includes juveniles at ages 14 and 15 who had been brought to Probation Intake in the New York City Family Court during the time period from April 1, 1977, to March 31, 1978. The FCDS subsample also constituted the sample for which up to ten prior delinquency arrests and all subsequent juvenile and adult arrests and incarcerations up to 1983 were collected.

Note: Part 2 is a hierarchical data file, in which the number of records for each individual depends on the number of subsequent arrests and incarcerations he/she experienced. The file contains records of 1,082 juvenile arrests, 4,119 adult arrests, and 1,191 incarcerations across 1,267 individuals. Each

record in the file is identified by the variables RECTYPE and INDICAT. The variable RECTYPE indicates whether the record is a header record (there exist exactly two header records per case), an arrest record, or an incarceration record. The variable INDICAT marks whether the data on the record refer to an event that took place when the offender was a juvenile or an adult. The unit of analysis in Part 2 depends on how the user reads in the data. If the user reads in only the first two header records, the individual offender becomes the unit of analysis. If the user reads in only arrest records or only incarceration records, the arrest event or the incarceration event becomes the unit of analysis. Since both files contain a common identifier, data from the two files can be merged.

Extent of collection: 2 data files + data collection instrument

Card image (Part 1) and logical record length (Part 2) data formats

Part 1
Juvenile case file
rectangular file structure
1,890 cases
299 variables
80-unit-long record
5 records per case

Part 2
Arrest and incarceration event file
hierarchical file structure

Documentation machine-readable only

Wolfgang, Marvin E., Robert M. Figlio, and Thorsten Sellin

Delinquency in a birth cohort in Philadelphia, Pennsylvania, 1945-1963
(ICPSR 7729)

Summary: The purpose of this study was to investigate the history of delinquency in a birth cohort—in particular, the age of onset of delinquent behavior and the progression or cessation of delinquency. Data were collected on a cohort of males born in 1945 and residing in Philadelphia, Pennsylvania. Information provided in the study includes demographic characteristics of the individuals studied, academic performance, offense information, demographic characteristics of victims of offenses, and criminal incident information.

Universe: Boys who were born in 1945 and lived in Philadelphia, Pennsylvania, from the ages of 10 to 18.

Note: In the individual file (Part 1), the sequence i.d. numbers range from 1 to 11,172, then skip to 20,000 and range to 20,131. In the offense file (Part 2), the sequence i.d. numbers range from 1 to 3,534, then skip to 11,111 and range to 11,172. The individual file therefore has 11,303 total sequence i.d. numbers representing 11,303 individuals, of which some are offenders and some are nonoffenders. The sequence i.d. number in the individual file links to the sequence i.d. number in the offense file, where only offenders are documented. There are 3,595 total offenders, but since some offenders have multiple offenses, the total number of offenses is 10,214.

Extent of collection: 2 data files + machine-readable documentation (text) + SAS data definition statements + SPSS data definition statements

Extent of processing: MDATA/ FREQ.ICPSR/ UNDOCCHK.ICPSR

Logical record length data format with SAS and SPSS data definition statements

Part 1:

Individual data file
rectangular file structure
9,944 cases
48 variables
85-unit-long record
1 record per case

Part 2:

Offense data file
rectangular file structure
10,214 cases
43 variables
94-unit-long record
1 record per case

Related Publication:

Wolfgang, Marvin E., Robert Figlio, and Thorsten Sellin.

Delinquency in a birth cohort. Chicago, IL: University of Chicago Press, 1972.

Documentation machine-readable only

Wright, Richard, and Scott H. Decker

Exploring the house burglar's perspective: Observing and interviewing offenders in St. Louis, 1989-1990

(ICPSR 6148) (Diskettes D00112-D00113)

Summary: These data investigate the behaviors and attitudes of active residential burglars, not presently incarcerated, operating in St. Louis, Missouri. Through personal interviews, information was gathered on the burglars' motivation and feelings about committing crimes, peer pressure, burglary methods, and stolen goods disposal. Respondents were asked to describe their first residential burglary, to recreate verbally the most recent residential burglary they had committed, to discuss their perceptions of the risk values involved with burglary, and to describe the process through which they selected potential targets for burglaries. In-depth, semistructured interviews lasting from 1.5 to 3 hours were conducted in which participants were allowed to speak freely and informally to the investigator. These interviews were tape-recorded and transcribed verbatim, and some were later annotated with content-related markers or "tags" to facilitate analysis. Information was also elicited on age, race, sex, marital status, employment status, drug history, and criminal offense history. Class III

Universe: Active (not presently incarcerated), residential burglary offenders in St. Louis, Missouri.

Sampling: The study employed a "snowball" sampling technique, whereby offenders known to the investigators were asked to refer other active offenders who, in turn, were asked to refer still more active offenders until a suitable sample size was attained. To keep the sample from containing a disproportionately high number of offenders who had been previously apprehended, no referrals from law enforcement or other criminal justice personnel were used. All 105 individuals who agreed to an interview were included in the sample. Of the sample, 87 were male and 18 were female, 72 were Black and 33 were white, and 27 were juveniles. At the time of interview, 21 of the subjects were on probation, parole, or serving suspended sentences.

Note: This dataset is an electronic text file containing verbatim answers to interviewers' questions. For reasons of confidentiality, names have been removed. Profanity has been deleted as well.

Extent of collection: 1 data file + data collection instrument

Logical record length data format

105 cases
79-unit-long record

Related Publications:

Decker, Scott H., Richard Wright, Allison Redfern, and Dietrich L. Smith

"A woman's place is in the home: Females and residential burglary." *Justice Quarterly* 10, 1 (1993), 143-162.

Logie, Robert, Richard Wright, and Scott Decker

"Recognition memory performance and residential burglary." *Applied Cognitive Psychology* 6 (1992), 109-123.

Decker, Scott H., Richard Wright, and Robert Logie

"Perceptual deterrence among active residential burglars: A research note." *Criminology* 31, 1 (1993), 135-147.

Documentation machine-readable only

Zill, Nicholas, Frank Furstenberg, Jr., and James Peterson

National survey of children: Wave I, 1976, Wave II, 1981, and Wave III, 1987

(ICPSR 8670)

Summary: The purpose of this study was to assess the physical, social, and psychological well-being of American children, to develop a national profile of the way children in the United States live, to permit analysis of the relationships between the conditions of children's lives and measures of child development, and to examine the effects of marital disruption on the development of children and on the operation of single and multiparent families. Information is provided on the child's well-being, family, experiences with family disruption, behavior, physical health, and mental health. Class IV

Universe: Children living in households in the 48 contiguous states between the ages of 7 and 11 years, or born between September 1, 1964, and December 31, 1969.

Note: The first file, which contains data from both the 1976 and 1981 surveys, includes several derived variables. The second file, containing only 1976 data, is logical record length data but has 27 records per case.

Extent of collection: 3 data files

Logical record length data format

Part 1

Merged 1976 and 1981 data

rectangular file structure

1,423 cases

approximately 1,336 variables

3,574-unit-long record

1 record per case

Part 2

1976 data

rectangular file structure

2,301 cases

approximately 1,159 variables

100-unit-long record

27 records per case

Part 3

Merged 1976, 1981, and 1987 data

rectangular file structure

1,427 cases

4,080 variables

80-unit-long record

106 records per case

Related Publications:

Peterson, J.L., et al.

"Marital disruption, parent-child relationships, and behavioral problems in children." *Journal of Marriage and the Family* 48 (May 1986).

Moore, K.A., et al.

"Parental attitudes and the occurrence of early sexual activity." *Journal of Marriage and the Family* 48 (November 1986).

IX. Governmental response to crime

Jacob, Herbert

Governmental responses to crime in the United States, 1948-1978

(ICPSR 8076)

This study was sponsored by the U.S. Dept. of Justice, National Institute of Justice. The grant number is 78-NI-AX-0096.

Summary: The Governmental Responses to Crime Project was initiated in October 1978, as a result of the rising crime rate in the United States and the wide variety of programs seeking to contain it. The project investigated the growth of crime and the ways in which local governments responded to crime during the period from 1948 to 1978 by analyzing policy responses to the rise in crime in 10 American cities: Atlanta, Boston, Houston, Indianapolis, Minneapolis, Newark, Oakland, Philadelphia, Phoenix, and San Jose. The major areas of research included the nature of the rise in crime in the United States, attentiveness to crime, connections between structures and patterns of urban governments and their responses to crime, and urban communities' principal responses to crime. This data collection is contained in five parts: Baseline, Ten City, Local Ordinances, State Laws, and Media Data. There are 18 files: 5 contain SPSS data definition statements and the remaining 13 files contain the corresponding data. The baseline data file contains information on all cities having a population of 50,000 or more in 1950, 1960, or 1970. These data constitute a baseline with which the 10 cities can be compared to other cities in the United States. There are 57 variables and 12,276 cases with 3 cards per case. The 10-city file contains information on changes in the activities, focus, and resources of local police departments, courts, prosecutorial systems, and correctional institutions in the 10 cities named above. There are approximately 58 variables and 310 cases, with 3 cards per case (10 cities, 31 observations). The city ordinance and state law files contain data on public policy responses from examination of changes in ordinances and laws over time. The city ordinance file has 37 variables, and 422 cases

with 1 card per case. The state laws file has 45 variables and 533 cases with 2 cards per case. The media data files concern attentiveness to crime and criminal justice issues as covered in the news media. The 9 city files (for all cities with the exception of Newark) have 140 variables and approximately 670 cases each. There are 3 cards per case. Class II

Documentation machine-readable only

Joksch, Hans C., and Ralph K. Jones

Minimum legal drinking age and crime in the United States, 1980-1987

(ICPSR 9685)

This study was sponsored by the U.S. Dept. of Justice, National Institute of Justice. The grant number is 88-IJ-CX-0051.

Summary: This collection focuses on how changes in the legal drinking age affect the number of fatal motor vehicle accidents and crime rates. The principal investigators identified three areas of investigation. First, they looked at blood alcohol content of drivers involved in fatal accidents in relation to changes in the drinking age. Second, they looked at how arrest rates correlated with changes in the drinking age. Finally, they looked at the relationship between blood alcohol content and arrest rates. In this context, the investigators used the percentage of drivers killed in fatal automobile accidents who had positive blood alcohol content as an indicator of drinking in the population. Arrests were used as a measure of crime, and arrest rates per capita were used to create comparability across states and over time. Arrests for certain crimes as a proportion of all arrests were used for other analyses to compensate for trends that affect the probability of arrests in general. This collection contains three parts. Variables in the FBI Crime Data file include the state and year to which the data apply, the type of crime, and the sex and age

category of those arrested for crimes. A single arrest is the unit of analysis for this file. Information in the Population Data file includes population counts for the number of individuals within each of seven age categories, as well as the number in the total population. There is also a figure for the number of individuals covered by the reporting police agencies from which data are gathered. The individual is the unit of analysis. The Fatal Accident Data file includes six variables: the FIPS code for the state, year of accident, and the sex, age group, and blood alcohol content of the individual killed. The final variable in each record is a count of the number of drivers killed in fatal motor vehicle accidents for that state and year who fit into the given sex, age, and blood alcohol content grouping. A driver killed in a fatal accident is the unit of analysis. Class IV

Universe: Fifty states and the District of Columbia.

Sampling: States that raised the drinking age between 1981 and 1986 were eligible for inclusion in the study test group. Additionally, the year of change and the years where more than 20 percent of the drivers in the relevant age categories were affected by a "grandfather" clause were excluded. Also, only states and years where at least 60 percent of the killed drivers were tested for blood alcohol content were included. States that had not changed their drinking age between 1980 and 1987 were eligible for inclusion in the control group.

Extent of collection: 3 data files

Extent of processing: CONCHK.PR/ MDATA/ UNDOCCHK.PR

Card image data format

Part 1
FBI crime data
rectangular file structure
25,600 cases
14 variables
80-unit-long record
1 record per case

Part 2
Population data
rectangular file structure
408 cases
11 variables
80-unit-long record
1 record per case

Part 3
Fatal accident data
rectangular file structure
44,880 cases
6 variables
80-unit-long record
1 record per case

Related Publication:
Joksch, Hans C., and Ralph K. Jones
"The minimum legal drinking age and crime" (final report to the National Institute of Justice). Winchester, MA: Mid-America Research Institute, 1990.

Kohfeld, Carol W., and John Sprague

Arrests as communications to criminals in St. Louis, 1970, 1972-1982

(ICPSR 9998)

Summary: This data collection was designed to assess the deterrent effects over time of police sanctioning activity, specifically that of arrests. Arrest and crime report data were collected from the St. Louis Police Dept. and divided into two categories: all Uniform Crime Reporting Program Part I crime reports, including arrests, and Part I felony arrests. The police department also generated geographical "x" and "y" coordinates corresponding to the longitude and latitude where each crime and arrest took place. Part 1 of this collection contains data on all reports made to police regarding Part I felony crimes from 1970 to 1982 (excluding 1971). Parts 2-13 contain the yearly data that were concatenated into one file for Part 1. Variables in Parts 2-13 include offense code, census tract, police district, police area, city block, date of crime, time crime occurred, value of property taken, and "x" and "y" coordinates of crime and arrest locations. Part 14 contains data on all Part I felony arrests. Included is information on offense charged; marital status, sex, and race of person arrested; census tract of arrest; and "x" and "y" coordinates. Class IV

Universe: All Uniform Crime Reporting Program Part I police reports and felony arrests made by the St. Louis Metropolitan Police Dept. between 1970 and 1982, excluding 1971.

Extent of collection: 14 data files + machine-readable documentation (text)

Logical record length data format

Part 1
Police report data, 1970, 1972-1982
rectangular file structure
802,061 cases
22 variables
98-unit-long record
1 record per case

Parts 2-13
Police report data [separate years], 1970, 1972-1982
rectangular file structure
58,108 to 74,309 cases per part
22 variables
98-unit-long record
1 record per case

Part 14
Part I felony arrest data, 1970, 1972-1982
rectangular file structure
154,710 cases
15 variables
46-unit-long record
1 record per case

Related Publications:
Kohfeld, Carol W.

"Crime and demography in St. Louis: 20 years." Presented at University of Missouri, St. Louis, November 1989.

Kohfeld, Carol W., and John Sprague

"Demography, police behavior, and deterrence." *Criminology* 28, 1 (1990), 111-136.

Kohfeld, Carol W., and John Sprague

"Urban unemployment drives urban crime." *Urban Affairs Quarterly* 24, 2 (1988), 215-241.

Documentation machine-readable only

Maxfield, Michael G.

Impact of legislation to prohibit "happy hours" in Indiana, 1983-1986

(ICPSR 9732)

This study was sponsored by the U.S. Dept. of Justice, National Institute of Justice. The grant number is 86-IJ-CX-0084.

Summary: This research program was undertaken in Indiana to evaluate the effectiveness of legislation that prohibited "happy hours," the sale of alcoholic beverages at reduced prices during specified times. The happy hour ban sought to curb abusive drinking that can occur when alcoholic beverages are served at significantly reduced prices for a limited time only. The goal of the data collection was

to determine whether any reduction in automobile accidents could be attributed to the ban on happy hours. Researchers used an interrupted time-series design to observe trends over time. Data used in this evaluation were extracted from the Accident Statistical Master Tapes for 1983 through 1986 for the state of Indiana, which include annual compilations of all accidents. Variables measure the number of accidents during the specified times. The first data file has as its unit of analysis weeks, defined as beginning Monday and ending on Friday. The second data file has as its unit of analysis biweekly periods. Class IV

Universe: All automobile accidents in the state of Indiana during the period 1983-1986.

Extent of collection: 2 data files + data collection instrument

Extent of processing: UNDOCCHK.PR

Card image data format

Part 1

All Indiana highway accidents, January 1983-June 1986

rectangular file structure

210 cases

23 variables

80-unit-long record

2 records per case

Part 2

All alcohol-related Indiana highway accidents, January 1983-June 1986

rectangular file structure

104 cases

12 variables

80-unit-long record

1 record per case

Related Publication:

Maxfield, Michael G.

"Impact of legislation to prohibit happy hours" (final report). Washington, DC: National Institute of Justice, 1988.

Pogue, Thomas F.

Deterrent effects of arrests and imprisonment in the United States, 1960–1977

(ICPSR 7973)

This study was sponsored by the U.S. Dept. of Justice, National Institute of Justice. The grant number is 79-NJ-AX-0015.

Summary: Emerging from the tradition of econometric models of deterrence and crime, this study attempts to obtain improved estimates of how crime rates are affected by the apprehension and punishment of persons charged with criminal activity. This study employs available statistical techniques to estimate relationships between sanction levels and reported crime rates for particular geographic areas (states and Standard Metropolitan Statistical Areas—SMSAs) and to assess the extent to which estimated relationships can be plausibly interpreted as evidence that the sanctions have deterrent effects. Exploiting a richer database than has been previously available in limited cross-sectional samples, it was possible to test for lags in the response of crime rates to sanction levels; the stability of the relationships estimated from data for individual cross section years; and the hypothesis that adults respond differently to sanctions than do juveniles. Only property crimes (burglary, larceny, robbery, and auto theft) were considered. This data collection is contained in two files. State Data consists of a state data panel of observations from each of the 50 states covering the years 1960–1977. The approximately 484 variables contain information on crime rates, clearance rates, length of time served, and probability of imprisonment; socioeconomic factors such as unemployment rates, population levels, and income levels; sentencing statutes, prison population levels, and estimated capacity; and state and local expenditures for police protection. SMSA Data consists of SMSA panel data for 77 SMSAs covering the years 1960–1977. The approximately 232 variables contain information on crime rates, clearance rates, length of time served, and probability of imprisonment; socioeconomic factors such as unemployment rates, population levels, and income levels; and taxation and expenditure information. Class II

Rosenbaum, Dennis P., Arthur J. Lurigio, and Paul J. Lavrakas

Crime stoppers: A national evaluation of program operations and effects, 1984

(ICPSR 9349)

This study was sponsored by the U.S. Dept. of Justice, National Institute of Justice. The grant number is 83-IJ-CX-K050.

Summary: The goal of this data collection was to answer questions about the Crime Stoppers (CS) program, which encourages citizen involvement in averting crime and apprehending suspects: How does Crime Stoppers work in theory and in practice? What are the opinions and attitudes of program participants toward the Crime Stoppers program? How do various components of the program such as rewards, anonymity, use of informants, and media participation affect criminal justice outcome measures such as citizen calls and arrests? This collection marks the first attempt to examine the operational procedures and effectiveness of Crime Stoppers programs in the United States. Police coordinators and board chairs of local Crime Stoppers programs described their perceptions of and attitudes toward the Crime Stoppers program. The Police Coordinator File includes variables such as the police coordinator's background and experience, program development and support, everyday operations and procedures, outcome statistics on citizen calls (suspects arrested, property recovered, and suspects prosecuted), reward setting and distribution, and program relations with media, law enforcement, and the board of directors. Also available in this file are data on citizen calls received by the program, the program's arrests and clearances, and the program's effects on investigation procedure. The merged file contains data from police coordinators and from Crime Stoppers board members. Other variables include city population, percent of households living in poverty, percent of white population, number of Uniform Crime Reports (UCR) Part I crimes involved, membership and performance of the board, fund-raising methods, and ratings of the program. Class IV

Universe: All Crime Stoppers programs in the United States.

Extent of collection: 2 data files + machine-readable documentation

Card image data format

Part 1

Police coordinator file rectangular file structure
194 cases
296 variables
80-unit-long record
6 records per case

Part 2

Merged file rectangular file structure
203 cases
596 variables
80-unit-long record
27 records per case

Related Publications:

Rosenbaum, D.P., A.J. Lurigio, and P.J. Lavrakas

"Crime stoppers—a national evaluation" (research in brief). Washington, DC: National Institute of Justice, 1986.

Rosenbaum, D.P., A.J. Lurigio, and P.J. Lavrakas

"Crime stoppers: A national evaluation of program operations and effects" (executive summary). Evanston, IL: Northwestern University, Center for Urban Affairs and Policy Research, 1986.

Documentation machine-readable only

Sampson, Robert J.

Effects of local sanctions on serious criminal offending in cities with populations over 100,000, 1978–1983: [United States]

(ICPSR 9590)

This study was sponsored by the U.S. Dept. of Justice, National Institute of Justice. The grant number is 86-U-CX-0060.

Summary: These data assess the effects of the risk of local jail incarceration and of police aggressiveness in patrol style on rates of violent offending. The collection includes arrest rates for public order offenses, size of county jail populations, and numbers of new prison admissions as they relate to arrest rates for Index (serious) crimes. Data were collected from seven sources for each city. The **Census of population and housing summary tape file 1A** (ICPSR 7941) provided county-level data on numbers of persons by race, age, and age by race, numbers of persons in households, and types of household within each county. The

Census of population and housing summary tape file 3A (ICPSR 8075), measured at the city level, provided data on total population, race, age, marital status by sex, persons in household, number of households, housing, children, and families above and below the poverty level by race, employment by race, and income by race within each city. The Federal Bureau of Investigation (FBI) 1980 data provided variables on total offenses and offense rates per 100,000 persons for homicides, rapes, robbery, aggravated assault, burglary, larceny, motor vehicle offenses, and arson. Data from the FBI for 1980–1982, averaged per 100,000, provided variables for the above offenses by sex, age, and race, and the Uniform Crime Report arrest rates for Index crimes within each city. The **National jail census** for 1978 and 1983 (ICPSR 7737 and ICPSR 8203), aggregated to the county level, provided variables on jail capacity, number of inmates being held by sex, race, and status of inmate's case (awaiting trial, awaiting sentence, serving sentence, and technical violations), average daily jail populations, number of staff by full-time and part-time, number of volunteers, and number of correctional officers. The **Juvenile detention and correctional facility census** for 1979 and 1982–1983 (ICPSR 7846 and 8205), aggregated to the county level, provided data on numbers being held by type of crime and sex, age of juvenile offenders by sex, average daily prison population, and payroll and other expenditures for the institutions. Class IV

Universe: Cities in the United States with populations over 100,000.

Extent of collection: 1 data file + machine-readable documentation

Card image data format

rectangular file structure
171 cases
931 variables
80-unit-long record
63 records per case

Related Publications:

Sampson, Robert J.

"Crime in cities: The effects of formal and informal social control." *Crime and Justice* 8 (1986), 271–311.

Sampson, Robert J.

"Urban black violence: The effect of male joblessness and family disruption." *American Journal of Sociology* 93 (1987), 348–382.

Sampson, Robert J., and J. Cohen
"Deterrent effects of the police on crime: A
replication and theoretical extension." *Law
and Society Review* 22 (1988), 163-189.

Documentation machine-readable only

Weisburd, David, Lawrence W. Sherman,
and Anthony Petrosino

**Registry of randomized criminal
justice experiments
in sanctions, 1951-1983**

(ICPSR 9668)

This study was sponsored by the U.S. Dept. of
Justice, National Institute of Justice. The grant
number is 88-IJ-CX-0007.

Summary: This registry categorizes, summa-
rizes, and analyzes datasets containing infor-
mation on randomized criminal justice experi-

ments in sanctions. These datasets vary in
methodology, geographic region, and other
aspects. Among the topics covered in this
registry are the nature of offense being
sanctioned, type of sanction, racial and
sexual composition of sample, and proce-
dures and outcomes of each collection.
Class IV

Extent of collection: 1 data file

Card image data format and SPSS export file

rectangular file structure

76 cases

99 variables

80-unit-long record

4 records per case

Related Publication:

Weisburd, D., L. Sherman, and A.J. Petrosino
*Registry of randomized criminal justice ex-
periments in sanctions, 1990.*

X. Illegal corporate behavior

Block, Michael K., and Fredrick C. Nold

**Deterrent effects of antitrust enforcement [United States]:
The ready-mix concrete industry,
1970–1980**

(ICPSR 9040)

This study was sponsored by the U.S. Dept. of Justice, National Institute of Justice. The grant number is 80-U-CX-0105.

Summary: These data were collected to explore the relationship between profit levels in the concrete industry and the antitrust enforcement activities undertaken by the U.S. Dept. of Justice (DOJ) in 19 cities over an 11-year period. The data collection is composed mainly of published aggregate data on ready-mix concrete costs and prices. Profits and estimates of collusive markups in this industry can be calculated and related to antitrust enforcement efforts. Variables include measures of wages and materials costs, prices of concrete products, number of building permits issued, gasoline prices, the consumer price index, number of laborers employed, unemployment rates, measures of change in the Dept. of Justice's Antitrust Division budget, change in number of DOJ permanent enforcement personnel, and number of antitrust criminal actions initiated by DOJ against ready-mix concrete users, producers of related products, producers of substitutes for ready-mix products, and ready-mix producers.
Class IV

Sampling: The sample consists of 19 representative cities in the United States.

Note: The data collection is a pooled time series of cross-sections: data are presented for the years 1970–1980, although data for 1969 are available for a limited number of variables. The three files supply data for varying units of time (months, quarter, years).

Extent of collection: 3 data files

Logical record length data format

Part 1

Month, city-month data
rectangular file structure
2,736 cases
32 variables
166-unit-long record
1 record per case

Part 2

Quarter, city-quarter data
rectangular file structure
836 cases
37 variables
158-unit-long record
1 record per case

Part 3

Annual, city-year data
rectangular file structure
228 cases
35 variables
153-unit-long record
1 record per case

Related Publications:

- Clabault, J.M., and M.K. Block
"Sherman Act indictments, 1955–1980."
New York, NY: Federal Legal Publications,
1981.
- Block, M.K., F.C. Nold, and J.G. Sidak
"The deterrent effect of antitrust enforcement." *Journal of Political Economy* 89
(1981), 429–445.

Clinard, Marshall B., and Peter C. Yeager
Illegal corporate behavior, 1975–1976
(ICPSR 7855)

This study was sponsored by the U.S. Dept. of Justice, National Institute of Justice. The grant number is 77-NI-99-0069.

Summary: This two-part study represents the first large-scale comprehensive investigation of corporate violations. It examines the extent and nature of these illegal activities in terms of the corporate structure and economic setting in which the violations occurred. The

study has concentrated on an empirical investigation of the 582 largest publicly owned corporations in the United States: 477 manufacturing, 18 wholesale, 66 retail, and 21 service. A major focus has been on manufacturing enterprises. Corporations in banking, insurance, transportation, communication, and utilities have been excluded because of the unusual nature of these businesses (i.e., they are subject to strict regulation and/or licensing). The 1975 annual sales of the corporations studied ranged from \$300 million to more than \$45 billion, with an average sales volume of \$1.7 billion for parent firms. The data in Part 2: Violations/Sanctions File covered all enforcement actions that could be secured, initiated, or imposed by 24 federal agencies during 1975 and 1976. Variables include number and types of violations, investigating agency, and sanctions imposed. In addition to the collection of data on the illegal activities of the corporations, the researchers collected economic data on the corporations as well as industry-level economic data. These are presented in a Part 1: Economic Analysis Data File. The variables in the Economic Data File include Net Income/Total Assets, Working Capital/Total Assets, and Sales/Total Assets. The dataset is available in card image and OSIRIS formats. Class II

Note: This study was originally called *Illegal corporate behavior, 1979*. However, it was retitled to reflect the date of collection and analysis of the data, rather than the date of publication.

Extent of collection: 2 data files + machine-readable documentation + SPSS data definition statements

OSIRIS and card image data formats, with SPSS data definition statements for each

Part 1

Economic analysis data
rectangular file structure
461 cases
128 variables
366-unit-long record
10 records per case

Part 2

Violations/sanctions
rectangular file structure
2,230 cases
175 variables
632-unit-long record
6 records per case

Related Publication:

Ciuard, Marshall B.

"Illegal corporate behavior." Washington, DC: U.S. Government Printing Office, 1979. Stock Number 027-000-00843-7.

Documentation machine-readable only

Wheeler, Stanton, David Weisburd, and Nancy Bode

Nature and sanctioning of white collar crime, 1976-1979: Federal judicial districts

(ICPSR 8989)

This study was sponsored by the U.S. Dept. of Justice, National Institute of Justice. The grant number is 78-NI-AX-0017.

Summary: This data collection, one of only a small number available on federal white collar crime, focuses on white collar criminals and the nature of their offenses. The data contain descriptive information about the defendant including age, sex, marital status, past criminal history, neighborhood environment, education, and employment history. Further information is provided on the source of conviction, offense category, number of counts in the indictments, maximum prison term and maximum fine associated with the offense, the duration and geographic spread of the offense, number of participants, number persons arrested, number of businesses indicted, and spouse's employment. The defendant's socioeconomic status is measured using the Duncan index. The data are limited to crimes committed solely by convicted individuals and do not include defendants that are organizations or groups. Class IV

Universe: Convicted white collar criminals in federal judicial districts representing metropolitan centers, specifically, Central California, Northern Georgia, Northern Illinois, Maryland, Southern New York, Northern Texas, and Western Washington.

Sampling: A random sample of federal crime offenders convicted of one of ten statutory offenses including securities fraud, antitrust violations, bribery, bank embezzlement, mail and wire fraud, tax fraud, false claims and statements, credit and lending institution fraud, postal theft, and postal forgery was drawn from several judicial districts. All offenders convicted of securities fraud and antitrust

cases in all of the federal districts during the three fiscal years were examined, thus yielding a sample containing a higher proportion of these offenders.

Note: The appendices mentioned in the documentation are not presently available. The data in columns 452-467 and 471-483 are undocumented. The FBI, PSI, and Docket variables have been blanked for reasons of confidentiality.

Extent of collection: 1 data file + SAS data definition statements

Logical record length data format

rectangular file structure
1,910 cases
296 variables
483-unit-long record
1 record per case

Related Publications:

Weisburd, D., S. Wheeler, N. Bode, and E. Waring


The nature and sanctioning of white collar crime.

Wheeler, S., and M.L. Rothmann

"The organization as weapon in white collar crime." *Michigan Law Review* 80 (1982), 1403-1426.

Wheeler, S., D. Weisburd, and N. Bode

"Sentencing the white collar offender: Rhetoric and reality." *American Sociological Review* 47 (1982), 641-659.



XI. Official statistics

Bureau of Justice Statistics,
U.S. Dept. of Justice

Murder cases in 33 large urban counties in the United States, 1988

(ICPSR 9907)

Summary: This study was conducted in an effort to better understand the circumstances surrounding murder cases in large urban areas. To evaluate the 75 largest counties in the nation, 33 counties were chosen. The ranking of these counties was based on a combination of crime data and population data. The criteria for including a case on a roster from which cases would be sampled was that (1) one or more defendants must have been arrested for murder and (2) the case must have been adjudicated during 1988. A total of 2,539 murder cases were studied, which yielded data on 3,119 defendants and 2,655 victims. These cases were a sample of about half of all those in the 33 counties studied that had a murder charge brought to the prosecutors in 1988, or earlier, and that were disposed during 1988. When statistically weighted, the sample cases represent a total of 9,576 murder defendants in the nation's 75 largest counties. Demographic information on victims and defendants includes sex, date of birth, area of residence, and occupation. Variables are also provided on the circumstances of the crime, such as the relationship between the victim and the defendant, the type of weapon used, the time of death, and the number of victims. Class IV

Universe: Murder cases adjudicated in 1988 in the 75 largest counties of the United States.

Sampling: The 33 counties included in this collection were chosen by stratified sampling to represent the 75 largest counties in the nation. In counties with less than 200 murder cases adjudicated in 1988, all cases were chosen. In counties with more than 200 murder cases, random sampling was used to select 200 cases.

Extent of collection: 4 data files + machine-readable documentation (text) + SAS data

definition statements + SPSS data definition statements + data collection instrument

Logical record length data format with SAS and SPSS data definition statements

Part 1

Incident data
rectangular file structure
2,547 cases
21 variables
27-unit-long record
1 record per case

Part 2

Defendant data
rectangular file structure
3,144 cases
58 variables
174-unit-long record
1 record per case

Part 3

Victim data
rectangular file structure
2,666 cases
38 variables
94-unit-long record
1 record per case

Part 4

Offense data
3,309 cases
22 variables
50-unit-long record
1 record per case

Related Publication

Dawson, John N., and Barbara Boland
"Murder in large urban counties, 1988."
Washington, DC: U.S. Government Printing Office, May 1993.

Documentation machine-readable only

Archer, Dane, and Rosemary Gartner

Violence and crime in cross-national perspective, 1900-1972

(ICPSR 8612)

Summary: The purpose of this data collection was to provide comparative, cross-national, longitudinal data on rates of violent and non-violent crimes for every country in the world over a period of 72 years. The study was designed to supply both comparative breadth and historical depth. Information is included on murder, rape, robbery, assault, and thefts. Class IV

Universe: All countries in the world.

Note: The electronic documentation includes two FORTRAN command files that can be used in conjunction with the data files to output crime rates and raw crime figures for each country. The only documentation provided for these files is the comment statements included in the files.

Restrictions: Users are asked to send copies of articles based on the data to: Dane Archer, Stevenson College, University of California, Santa Cruz, CA 95064 (408) 429-2555 or (408) 426-1186.

Extent of collection: 2 data files + machine-readable documentation + accompanying computer programs

Card image data format

Part 1

Crime file
rectangular file structure
4,568 cases
12 variables
80-unit-long record
1 record per case

Part 2

Eight crime file
rectangular file structure
3,520 cases
11 variables
80-unit-long record
1 record per case

Related Publication:

Archer, Dane, and Rosemary Gartner
Violence and crime in a cross-national perspective. New Haven, CT: Yale University Press, 1984.

Documentation machine-readable only

Baumer, Terry L., and Michael D. Carrington

Robbery of financial institutions in Indiana, 1982-1984

(ICPSR 9310)

This study was sponsored by the U.S. Dept. of Justice, National Institute of Justice. The grant number is 83-UJ-CX-0056.

Summary: The goals of this data collection were to provide information on robbery-related security measures employed by financial institutions, to identify factors that contribute to robbery, and to study the correlates of case disposition and sentence length of convicted robbers. The collection compares banking institutions that have been robbed with those bank offices that have not been robbed to provide information on factors that contribute to these robberies. The office-based file includes variables designed to measure general office characteristics, staff preparation and training, security measures, characteristics of the area in which the banking institution is located, and the robbery history of each institution. The incident-based file includes variables such as the robber's method of operation and behavior, the employees' reactions, the characteristics of the office at the time of the robbery, and the apprehension of the offender. Also included is information on the status of the investigation, reasons involved in solving the robbery, status of prosecution, ultimate prosecution, and length of sentence. Class IV

Universe: Banking and financial institutions in Indiana.

Sampling: Victim institutions include banks and savings and loan associations in the state of Indiana that were robbed between January 1, 1982, and June 30, 1984. A comparison group of 200 financial institutions was randomly selected from the remaining nonvictim offices in Indiana. Five of the nonvictim sample were not included in the file because their data were not available.

Note: The incident-based file includes merged data of victim offices from the office-based file, robbery incident data, and case disposition data. The merged office data contain variables identical to those available in the office-based file.

Extent of collection: 2 data files

Card image data format

Part 1
Bank office data
rectangular file structure
358 cases
194 variables
80-unit-long record
4 records per case

Part 2
Robbery incident data
rectangular file structure
223 cases
364 variables
80-unit-long record
8 records per case

Related Publication:
Baumer, Terry, Michael D. Carrington, and
Emily Marshman
"The robbery of financial institutions" (final
report). Washington, DC: National Institute
of Justice, 1986.

Bennett, Richard R.

**Correlates of crime: A study of 52
nations, 1960–1984**

(ICPSR 9258)

Summary: This collection contains data on
crime and on relevant social, economic, and
political measures hypothesized to be related
to crime for 52 nations over a 25-year period.
These time-series data are divided into five
substantive areas: offense, offender, and na-
tional social, political, and economic data. Na-
tions included in the collection were drawn from
seven major regions of the world. Class IV

Universe: All nations in the world.

Sampling: This is not a random sample, but
the 52 nations in the collection were drawn
from the seven major regions of the world
and represent a wide range of levels of devel-
opment, types of economy, political environ-
ments, and criminal justice system structures.
Three criteria for selecting the sample were
employed: (1) the nation had to be a member
of INTERPOL between the years 1960 and
1984, (2) the nation had to report crime data
to the Secretariat of INTERPOL between the
years 1960 and 1984, and (3) the nation
could skip no more than three of INTERPOL's
two-year crime data reporting periods.

Extent of collection: 2 data files + machine-
readable documentation + SPSSx data defini-
tion statements

Card image data format with SPSSx data defi-
nition statements

Part 1
United States to Kenya data
rectangular file structure
26 cases
63 variables
80-unit-long record
150 records per case

Part 2
Tanzania to Fiji data
rectangular file structure
26 cases
63 variables
80-unit-long record
150 records per case

Related Publications:
Bennett, Richard R., and Louise Shelley
"Criminalite et developpement economique:
Une analyse internationale longitudinale."
Annales de Vacresson 22 (1985), 13–31.
Simon, Rita J., and Sandra Baxter
Women and violent crime. Beverly Hills,
CA: Sage Publications, 1989.

Documentation machine-readable only

Block, Carolyn Rebecca, and the Illinois
Criminal Justice Information Authority

Homicides in Chicago, 1965–1981

(ICPSR 8941)

Summary: This dataset contains information
on every homicide in Chicago Police Depart-
ment murder analysis files for the years 1965–
1981. Data are provided on place of homi-
cide, age, race, and sex of victim, time of
occurrence, type of weapon used, age, race,
and sex of offender, and relationship of victim
to the offender. Class IV

Universe: All homicides in Chicago Police
Department murder analysis files from 1965
through 1981.

Note: Because the data were collected in
many stages by many people over a long pe-
riod of time, the codes used have undergone
repeated revisions. In most cases, these re-
visions have been added to the coding catego-
ries without changing the existing codes.
Some variables were added to the study in
later years. This is especially true of variables
attempting to capture sentence information,

which was very seldom present in the Chicago Police Department analysis reports.

Extent of collection: 1 data file

Card image data format

rectangular file structure
12,875 cases
54 variables
80-unit-long record
1 record per case

Block, Carolyn Rebecca, and the Illinois Criminal Justice Information Authority

Homicides in Chicago, 1965-1990

(ICPSR 6399)

Summary: This dataset contains information on every homicide in the murder analysis files of the Chicago Police Department for the years 1965-1990. Data are provided on the age, sex, and race of each victim and the offender(s); relationship of victim to offender; whether the victim or offender had previously committed a violent or nonviolent offense; time of occurrence and place of homicide; type of weapon used; cause and motivation for the incident; whether the incident involved drugs, liquor, gangs, child abuse, or a domestic relationship; if or how the offender was identified; and information on death of the offender(s). Geographic variables include the census tract, community area, police district, and police area.

Universe: All homicides in the murder analysis files of the Chicago Police Department from 1965 through 1990.

Extent of collection: 1 data file + machine-readable documentation (text) + SAS data definition statements + SPSS data definition statements

Extent of processing: RECODE/DDEF/ICPSR/ UNDOCCHK/ICPSR/ REFORM.DATA/ CDBK/ICPSR

Logical record length data format with SAS and SPSS data definition statements

rectangular file structure
19,335 cases
114 variables
204-unit-long record
1 record per case

Related Publications:

Block, Carolyn Rebecca, and Richard L. Block "Street gang crime in Chicago" (Research in Brief). Washington, DC: National Institute of Justice, 1993.

Block, Carolyn Rebecca, and Richard L. Block "Beyond Wolfgang: An agenda for homicide research in the 1990s." *Journal of Criminal Justice* 14 (1992), 31-70.

Block, Richard, and Carolyn Rebecca Block "Homicide syndromes and vulnerability: Violence in Chicago's community areas over 25 years." *Studies on Crime and Crime Prevention*, Vol. 1. Oslo/Stockholm: Scandinavian University Press, 1992.

Documentation machine-readable only

Bureau of the Census,
U.S. Dept. of Commerce

Census of population and housing, 1970 [United States]: Persons in Institutions and other group quarters by age, sex, race, and Spanish origin
(ICPSR 8342)

Census of population and housing, 1980 [United States]: Group quarters population by age, sex, race, and Spanish origin
(ICPSR 8341)

These summary statistics files, one for 1970 and one for 1980, were compiled by the Bureau of the Census and both contain data on the same information. The data are a complete or 100-percent count of all persons in group quarters (all persons not living in households are considered to be living in group quarters) by sex and single years of age up to 74 with a category for 75 and over as well as a total. The distribution is repeated for 18 races including Hispanic groups. Group quarters population includes persons in institutional group quarters such as homes, schools, hospitals, or wards for the physically and mentally handicapped; hospitals or wards for mental, tubercular, or chronically ill patients; homes for unwed mothers; nursing, convalescent, and rest homes for the aged and dependent; orphanages; and correctional institutions. Noninstitutional group quarters include rooming and boarding houses; general hospitals, including nurses' and interns' dormitories; college student dormitories; religious group quarters; and similar housing. Data are

available for all counties and independent cities in the United States. The data for 1980 are contained in one file with a logical record length of 2,088 characters. The 1980 data file includes 56,466 records. The data for 1970 are contained in one file with a logical record length of 2,040 characters. There are 60,159 records in the 1970 data file. Class IV

Cohen, Jacqueline, and Richard Rosenfeld

Age-by-race specific crime rates, 1965-1985: [United States]

(ICPSR 9589)

This study was sponsored by the U.S. Dept. of Justice, National Institute of Justice. The grant number is 86-U-CX-0083.

Summary: These data examine the effects on total crime rates of changes in the demographic composition of the population and changes in criminality of specific age and race groups. The collection contains estimates from national data of annual age-by-race specific arrest rates and crime rates for murder, robbery, and burglary over the 21-year period 1965-1985. The data address the following questions: (1) Are the crime rates reported by the Uniform Crime Reports (UCR) data series valid indicators of national crime trends? (2) How much of the change between 1965 and 1985 in total crime rates for murder, robbery, and burglary is attributable to changes in the age and race composition of the population, and how much is accounted for by changes in crime rates within age-by-race specific subgroups? (3) What are the effects of age and race on subgroup crime rates for murder, robbery, and burglary? (4) What is the effect of time period on subgroup crime rates for murder, robbery, and burglary? (5) What is the effect of birth cohort, particularly the effect of the very large (baby-boom) cohorts following World War II, on subgroup crime rates for murder, robbery, and burglary? (6) What is the effect of interactions among age, race, time period, and cohort on subgroup crime rates for murder, robbery, and burglary? (7) How do patterns of age-by-race specific crime rates for murder, robbery, and burglary compare for different demographic subgroups? The variables in this study fall into four categories. The first category includes variables that define the race-age cohort of the unit of observation. The values of these variables are directly available from UCR and include year of observation (from 1965-1985), age group, and

race. The second category of variables were computed using UCR data pertaining to the first category of variables. These are period, birth cohort of age group in each year, and average cohort size for each single age within each single group. The third category includes variables that describe the annual

age-by-race specific arrest rates for the different crime types. These variables were estimated for race, age, group, crime type, and year using data directly available from UCR and population estimates from Census publications. The fourth category includes variables similar to the third group. Data for estimating these variables were derived from available UCR data on the total number of offenses known to the police and total arrests in combination with the age-by-race specific arrest rates for the different crime types. Class IV

Universe: All arrests and crimes reported to police in the United States in the period 1965-1985.

Extent of collection: 1 data file + machine-readable documentation (text) + SAS data definition statements + SPSS data definition statements

Extent of processing: UNDOCCHK.ICPSR

Logical record length data format with SAS and SPSS data definition statements

rectangular file structure
294 cases
12 variables
66-unit-long record
1 record per case

Related Publications:

Blumstein, A., J. Cohen, and R. Rosenfeld

"Trend and deviation in crime rates: A comparison of UCR and NCS data for burglary and robbery." *Criminology* 29 (May 1991), 237-263.

Blumstein, A., J. Cohen, and R. Rosenfeld

"Compositional and contextual effects of age on crime rates." San Francisco, CA: Paper presented at the annual meeting of the American Sociological Association, 1989.

Rosenfeld, R.

"Economic inequality and age-by-race specific crime rates: A cross-section time-series analysis." Reno, NV: Paper presented at the annual meeting of the American Society of Criminology, 1989.

Documentation machine-readable only

Federal Bureau of Investigation,
U.S. Dept. of Justice

Uniform crime reports

Since 1930, the Federal Bureau of Investigation has compiled the Uniform Crime Reports to serve as periodic nationwide assessments of reported crime not available elsewhere in the criminal justice system. By 1985, there were approximately 17,000 law enforcement agencies contributing reports either directly or through their state reporting programs. The agencies report the number of offenses that become known to them on a monthly basis, either as arrests or reported offenses, according to the Crime Index categories of serious (Part I) offenses: murder, forcible rape, robbery, aggravated assault, burglary, larceny-theft, and motor vehicle theft. Most collections also cover Part II index crimes: arson, forgery, fraud, embezzlement, vandalism, weapons violations, sex offenses, drug and alcohol abuse violations, gambling, vagrancy, curfew, and runaways. These counts are taken from records received by the law enforcement agency from victims or other sources and/or those discovered by officers. These data may include "offenses known," "offenses cleared" (by arrest or other exceptional means), "person arrested," or other law enforcement-related information. For data collections presenting county-level arrest and offense data, county populations are also reported.

Universe: Local law enforcement agencies in the United States.

Note: (1) For most studies, data have been aggregated to the county level. Within each county, data for agencies reporting 6 to 11 months of information were weighted to produce 12-month equivalents. Agencies reporting less than 6 months of data were excluded from the aggregation. Data from agencies reporting only statewide figures were allocated to counties proportionate to their share of the state population. (2) See also Glenn L. Pierce and James Alan Fox, **Uniform crime reports: National time series community-level database, 1967-1980** (ICPSR 8214) and **Uniform crime reports: Offenses known and clearances by arrest time series data, 1965-1983** (ICPSR 8631); James Alan Fox and Glenn L. Pierce, **Uniform crime reports [United States]: Supplementary homicide reports, 1976-1983** (ICPSR 8657); and James Alan Fox, **Uniform crime reports [United States]: Supplementary homicide reports, 1976-1992** (ICPSR 6387).

Related Publications:

Federal Bureau of Investigation
"Crime in the United States: Uniform crime reports for the United States." Washington, DC: U.S. Government Printing Office, annual.

Federal Bureau of Investigation
Uniform crime reporting handbook. Washington, DC: U.S. Government Printing Office, 1980.

Federal Bureau of Investigation
"Felony sentences in state courts, 1986." Washington, DC: U.S. Government Printing Office, 1986.

Uniform crime reporting program data: [United States]

(ICPSR 9028) (Diskettes D00156, D00162)

Summary: Each year, Uniform Crime Reports (UCR) information is reported in four types of files: (1) Offenses Known and Clearances by Arrest, (2) Property Stolen and Recovered, (3) Supplementary Homicide Reports (SHR), and (4) Police Employee (LEOKA) Data. Offenses Known and Clearances by Arrest data files include monthly data on the number of Crime Index offenses reported and the number of offenses cleared by arrest or other means. The counts include all reports of Index Crimes, excluding arson, received from victims, officers who discovered infractions, or other sources. The Property Stolen and Recovered data are collected on a monthly basis by all UCR contributing agencies. These data, aggregated at the agency level, report on the nature of the crime, the monetary value of the property stolen, and the type of property stolen. Similar information regarding recovered property is also included in the data. The Supplementary Homicide Reports provide incident-based information on criminal homicides. Further, the data, provided monthly by UCR agencies, contain information describing the victim of the homicide, the offender, and the relationship between victim and offender. The Police Employee (LEOKA) Data provide information about law enforcement officers killed or assaulted (hence the acronym, LEOKA) in the line of duty. The variables created from the LEOKA forms provide in-depth information on the circumstances surrounding killings or assaults, including type of call answered, type of weapon used, and type of patrol the officers were on.

Universe: For Offenses Known and Clearances by Arrest, Property Stolen and Recovered,

and Police Employee (LEOKA) files, the universe is local law enforcement agencies in the United States. For Part 33, Supplementary Homicide Reports, 1975, the universe is victims of homicide incidents with the exclusion of manslaughter due to negligence cases. For Supplementary Homicide Reports files from 1976 on, the universe is homicide incidents reported to participating law enforcement agencies in the United States with the exclusion of all manslaughter due to negligence cases.

Extent of collection: 72 data files + machine-readable documentation (text) + OSIRIS dictionaries + SAS data definition statements + SPSS data definition statements

Extent of processing: MDATA/ UNDOCCHK/ICPSR/ RECODE

Logical record length and OSIRIS data formats with SAS and SPSS data definition statements

Parts 1, 5, 9, 13, 17, 21, 26, 30, 35, 49, 50, 51, 55, 59, 63, 67, 71, 75

Offenses known and clearances by arrest: 1975–1992

rectangular file structure
13,516 to 18,012 cases per part
1,200 to 1,458 variables per part
3,739- to 7,971-unit-long record per part
1 record per case

Parts 2, 6, 10, 14, 18, 22, 27, 31, 36, 39, 44, 52, 56, 60, 64, 68, 72, 76

Property stolen and recovered: 1975–1992
rectangular file structure

12,991 to 16,328 cases per part
1,101 to 1,131 variables per part
6,254- to 8,852-unit-long record per part
1 record per case

Parts 3, 7, 11, 15, 19, 23, 28, 32, 37, 40, 45, 53, 57, 61, 65, 69, 73, 77

Supplementary homicide reports: 1975–1992
rectangular file structure

16,956 to 22,911 cases per part
31 to 156 variables per part
97- to 299-unit-long record per part
1 record per case

Parts 4, 8, 12, 16, 20, 24, 29, 33, 38, 41, 46, 54, 58, 62, 66, 70, 74, 78

Police employee (LEOKA) data: 1975–1992
rectangular file structure

14,519 to 18,012 cases per part
2,256 to 2,260 variables per part
3,401- to 7,690-unit-long record per part
1 record per case

Documentation machine-readable only

Uniform crime reporting program data [United States], 1966–1976

(ICPSR 7676)

For the years 1966–1976, the data are supplied in two files per year. The data included in Part 1 are arranged in 11 files, one for each year, with 1,129 variables per year. There are also 11 files of data in Part 2, one file for each year, with 328 variables per year. Class III

Uniform crime reports, 1966–1976: Data aggregated by standard metropolitan statistical areas

(ICPSR 7743)

This dataset consists of an aggregation of all relevant law enforcement reporting agencies into Standard Metropolitan Statistical Areas (SMSAs), and corresponding approximate aggregations of crime rates and dispositions. Each case in this file is part of an SMSA, with data including annual statistics of eight index crimes (murder, manslaughter, rape, robbery, assault, burglary, larceny, and motor vehicle theft). There are 291 SMSAs in the file and 2,609 cases. Each case has 160 variables. The data were prepared by the Hoover Institution for Economic Studies of the Criminal Justice System at Stanford University. Class IV

Documentation machine-readable only

Uniform crime reports, 1958–1969, and county and city data books, 1962, 1967, 1972: Merged data

(ICPSR 7715)

The data were taken from a dataset originally created by Alvin L. Jacobson, with further processing by Colin Loftin. They were prepared for use in the ICPSR's Workshop on Data Processing and Data Management in the Criminal Justice Field during the summer of 1978. Data are reported for all U.S. cities with a population of 75,000 or more in 1960. Information on index crimes was taken from the Federal Bureau of Investigation's Uniform Crime Reports. Also included is the Total Crime Index, which is the simple sum of all index crimes. Variables that describe population characteristics and city finances were taken from the Bureau of the Census's 1962, 1967, and 1972 *County and city data books*. The dataset contains 162 variables for 172 cases. Class II

Related Publication:

Jacobson, Alvin L.

"Crime trends in Southern and non-Southern cities: A twenty-year perspective."
Social Forces (September 1975), 226-242.

Documentation machine-readable only

**Uniform crime reporting program data
[United States]: County level arrest
and offenses data, 1977-1983**

(ICPSR 8703)

Class III

Extent of collection: 14 data files

Card image and logical record length data
formats

Parts 1, 3, 5, 7, 9, 11, 13
Arrest files, 1977-1983
rectangular file structure
3,124 to 3,129 cases per part
19 variables
82-unit-long record
1 record per case

Parts 2, 4, 6, 8, 10, 12, 14
Offenses files, 1977-1983
rectangular file structure
3,123 to 3,127 cases per part
17 variables
80-unit-long record
1 record per case

**Uniform crime reporting program data
[United States]: County level arrest
and offenses data, 1984**

(ICPSR 8714)

Class III

Extent of collection: 2 data files

Logical record length and card image data formats

Part 1
Arrests, 1984
rectangular file structure
3,125 cases
19 variables
83-unit-long record
1 record per case

Part 2

Offenses, 1984
rectangular file structure
3,119 cases
17 variables
80-unit-long record
1 record per case

Documentation machine-readable only

**Uniform crime reports: County level
detailed arrest and offense data, 1985
and 1987**

(ICPSR 9252)

Class III

Extent of collection: 8 data files

Logical record length data format

Part 1
Arrests, all ages: 1985
rectangular file structure
3,131 cases
53 variables
242-unit-long record
1 record per case

Part 2
Arrests, adults: 1985
rectangular file structure
3,131 cases
53 variables
242-unit-long record
1 record per case

Part 3
Arrests, juveniles: 1985
rectangular file structure
3,131 cases
53 variables
242-unit-long record
1 record per case

Part 4
Crimes reported: 1985
rectangular file structure
3,130 cases
17 variables
73-unit-long record
1 record per case

Part 5

Arrests, all ages: 1987
rectangular file structure
3,132 cases
53 variables
245-unit-long record
1 record per case

Part 6

Arrests, adults: 1987
rectangular file structure
3,132 cases
53 variables
245-unit-long record
1 record per case

Part 7

Arrests, juveniles: 1987
rectangular file structure
3,132 cases
53 variables
245-unit-long record
1 record per case

Part 8

Crimes reported: 1987
rectangular file structure
3,130 cases
17 variables
74-unit-long record
1 record per case

Documentation machine-readable only

**Uniform crime reports: County level
arrest and offense data, 1986**

(ICPSR 9119)

Class III

Extent of collection: 2 data files

Card image and logical record length data
formats

Part 1

Arrests, 1986
rectangular file structure
3,133 cases
19 variables
82-unit-long record
1 record per case

Part 2

Offenses, 1986
rectangular file structure
3,129 cases
17 variables
79-unit-long record
1 record per case

Documentation machine-readable only

**Uniform crime reports: County level
detailed arrest and offense data, 1988**

(ICPSR 9335)

Class III

Extent of collection: 4 data files

Logical record length data format

Part 1

Arrests, all ages, 1988
rectangular file structure
3,132 cases
53 variables
240-unit-long record
1 record per case

Part 2

Arrests, adults, 1988
rectangular file structure
3,132 cases
53 variables
240-unit-long record
1 record per case

Part 3

Arrests, juveniles, 1988
rectangular file structure
3,132 cases
53 variables
240-unit-long record
1 record per case

Part 4

Crimes reported, 1988
rectangular file structure
2,944 cases
17 variables
73-unit-long record
1 record per case

Documentation machine-readable only

**Uniform crime reporting program data
[United States]: Detailed arrest and
offense data for 321 counties, 1988**
(ICPSR 9470)

Data are included for 321 counties in the
United States. Class III

Sampling: Counties were selected in order to
match those chosen for the **National judicial
reporting program, 1988** (ICPSR 9449).

Note: These files are a subset of **Uniform
crime reports: County level detailed arrest
and offense data, 1988** (ICPSR 9335), and
were created to be used with **National judi-
cial reporting program, 1988: [United
States]** (ICPSR 9449), by the U.S. Dept. of
Justice, Bureau of Justice Statistics. Users
wishing to replicate figures in the Bureau of
Justice Statistics report entitled "Felony sen-
tences in state courts, 1988" should use both
this collection and ICPSR 9449.

Extent of collection: 4 data files

Logical record length data format

Part 1

Arrests, all ages, 1988
rectangular file structure
321 cases
53 variables
229-unit-long record
1 record per case

Part 2

Arrests, adults, 1988
rectangular file structure
321 cases
53 variables
229-unit-long record
1 record per case

Part 3

Arrests, juveniles, 1988
rectangular file structure
321 cases
53 variables
229-unit-long record
1 record per case

Part 4

Crimes reported, 1988
rectangular file structure
321 cases
17 variables
73-unit-long record
1 record per case

Documentation machine-readable only

**Uniform crime reporting program data
[United States]: County-level detailed
arrest and offense data, 1989**
(ICPSR 9573)

Class III

Extent of collection: 4 data files

Logical record length data format

Part 1

Arrests, all ages, 1989
rectangular file structure
3,132 cases
53 variables
232-unit-long record
1 record per case

Part 2

Arrests, adults, 1989
rectangular file structure
3,132 cases
53 variables
232-unit-long record
1 record per case

Part 3

Arrests, juveniles, 1989
rectangular file structure
3,132 cases
53 variables
232-unit-long record
1 record per case

Part 4

Crimes reported, 1989
rectangular file structure
3,127 cases
17 variables
74-unit-long record
1 record per case

Documentation machine-readable only

**Uniform crime reporting program data
[United States]: County-level detailed
arrest and offense data, 1990**
(ICPSR 9785)

Extent of collection: 4 data files + machine-
readable documentation (text) + SAS data
definition statements + SPSS data definition
statements

Extent of processing: MDATA/ UNDOCCHK.ICPSR/
RECODE

Logical record length data format with SAS and SPSS data definition statements

Part 1
Arrests, all ages
rectangular file structure
3,142 cases
55 variables
239-unit-long record
1 record per case

Part 2
Arrests, adults
rectangular file structure
3,142 cases
55 variables
239-unit-long record
1 record per case

Part 3
Arrests, juveniles
rectangular file structure
3,142 cases
55 variables
239-unit-long record
1 record per case

Part 4
Crimes reported
rectangular file structure
3,142 cases
18 variables
82-unit-long record
1 record per case

Documentation machine-readable only

Uniform crime reporting program data [United States]: County-level detailed arrest and offense data, 1991

(ICPSR 6036) (Diskette D00163)

Note: Data from agencies reporting only state-wide figures were allocated to counties in proportion to each county's share of the state population (which totaled the populations of those county agencies reporting six months or more of data). No arrest data are included for South Carolina and no arrest or offense data are included for Iowa due to those states' conversion to the National Incident-Based Reporting System (NIBRS) in 1991.

Extent of collection: 4 data files + machine-readable documentation (text) + SAS data definition statements + SPSS data definition statements

Extent of processing: MDATA/ RECODE/
UNDOCCHK.ICPSR

Logical record length data format with SAS and SPSS data definition statements

Part 1
Arrests, all ages
rectangular file structure
3,142 cases
55 variables
236-unit-long record
1 record per case

Part 2
Arrests, adults
rectangular file structure
3,142 cases
55 variables
236-unit-long record
record per case 1

Part 3
Arrests, juveniles
rectangular file structure
3,142 cases
55 variables
236-unit-long record
1 record per case

Part 4
Crimes reported
rectangular file structure
3,142 cases
18 variables
81-unit-long record
1 record per case

Documentation machine-readable only

Uniform crime reporting program data [United States]: County-level detailed arrest and offense data, 1992

(ICPSR 6316) (Diskette D00164)

Extent of collection: 4 data files per collection + machine-readable documentation (text) + SAS data definition statements + SPSS data definition statements

Extent of processing: MDATA/ RECODE/
UNDOCCHK.ICPSR

Logical record length data format with SAS and SPSS data definition statements

Part 1
Arrests, all ages
rectangular file structure
3,143 cases
55 variables
235-unit-long record
1 record per case

Part 2
Arrests, adults
rectangular file structure
3,143 cases
55 variables
235-unit-long record
1 record per case

Part 3
Arrests, juveniles
rectangular file structure
3,143 cases
55 variables
235-unit-long record
1 record per case

Part 4
Crimes reported
rectangular file structure
3,143 cases
18 variables
81-unit-long record
1 record per case

Documentation machine-readable only

Uniform crime reports: Arrest data for the 75 most populous counties in the United States, 1986

(ICPSR 9163)

Class III

Universe: The 75 most populous counties in the United States.

Extent of collection: 2 data files

Logical record length data format

Part 1
Adults
rectangular file structure
75 cases
49 variables
238-unit-long record
1 record per case

Part 2
Juveniles
rectangular file structure
75 cases
49 variables
238-unit-long record
1 record per case

Uniform crime reports: Arrest data for 121 counties in the United States, 1986

(ICPSR 9226)

Class III

Extent of collection: 2 data files

Logical record length data format

Part 1
Adults
rectangular file structure
121 cases
49 variables
238-unit-long record
1 record per case

Part 2
Juveniles
rectangular file structure
121 cases
49 variables
238-unit-long record
1 record per case

Uniform crime reporting program data [United States]: Offenses known and clearances by arrest in all cities with populations over 250,000, 1987-1988

(ICPSR 9336)

Class II

Extent of collection: 1 data file + machine-readable documentation + SPSS data definition statements

Logical record length data format with SPSS data definition statements

rectangular file structure
129 cases
1,458 variables
4,508-unit-long record
1 record per case

Documentation machine-readable only

Uniform crime reporting program data [United States]: Offenses known and clearances by arrest in all cities with populations over 250,000, 1989

(ICPSR 9572)

Class II

Extent of collection: 1 data file + machine-readable documentation + SPSS data definition statements

Logical record length data format with SPSS data definition statements

rectangular file structure
62 cases
84 variables
492-unit-long record
1 record per case

Documentation machine-readable only

Fox, James Alan, and Glenn L. Pierce

Uniform crime reports [United States]: Supplementary homicide reports, 1976–1983

(ICPSR 8657)

Summary: These data provide incident-level information on criminal homicides including information on the date, location, circumstances, and method of offenses, as well as demographic characteristics of victims and perpetrators and the relationship between the two. Class IV

Universe: Homicides in the United States from January 1976 through December 1983.

Note: These data were restructured, reformatted, and cleaned at the Center for Applied Social Research, Northeastern University, Boston, Massachusetts.

Extent of collection: 4 data files + SPSS data definition statements

Logical record length data format with SPSS data definition statements

Part 1

Agency aggregate
rectangular file structure
29,650 cases
9 variables
133-unit-long record
1 record per case

Part 2

Incident
rectangular file structure
155,267 cases
149 variables
268-unit-long record
1 record per case

Part 3

Offender
rectangular file structure
175,840 cases
69 variables
148-unit-long record
1 record per case

Part 4

Victim
rectangular file structure
161,587 cases
113 variables
223-unit-long record
1 record per case

Fox, James Alan

Uniform crime reports [United States]: Supplementary homicide reports, 1976–1992

(ICPSR 6387)

Summary: These data provide incident-level information on criminal homicides including date, location, circumstances, and method of offense, as well as demographic characteristics of victims and perpetrators and the relationship between the two. For this dataset, the original Uniform Crime Reports data were completely restructured into a nested, or hierarchical, form with repeating records. Specifically, the file contains one record for each agency per year (record type "A"), nested within which is one record per incident (record type "I"). Victim records (record type "V") are in turn nested within incident records, and offender data are repeated for all offenders on each victim record. Part 3, ORI List, contains Originating Agency Identifier (ORI) codes used by the FBI.

Universe: Homicides in the United States from January 1976 through December 1992.

Note: These data were restructured, reformatted, and cleaned at the College of Criminal Justice, Northeastern University, Boston, Massachusetts.

Extent of collection: 1 data file + machine-readable documentation (text) + SAS data definition statements + SPSS data definition statements

Extent of processing: DDEF.ICPSR/ RECODE/ UNDOCCHK.ICPSR

Logical record length data format with SAS and SPSS data definition statements

Part 1:
Data file
hierarchical file structure

Part 3:
ORI list
33-unit-long record

Documentation machine-readable only

Fox, James Alan

Arson measurement, analysis, and prevention in Massachusetts, 1983–1985

(ICPSR 9972)

Summary: These data were gathered to test a model of the socioeconomic and demographic determinants of the crime of arson. Datasets for this analysis were developed by the investigator from records of the Massachusetts Fire Incident Reporting System and from population and housing data from the 1980 Census of Massachusetts. The three identically-structured data files include variables such as population size, fire incident reports, employment, income, family structure, housing type, housing quality, housing occupancy, housing availability, race, and age. Class IV

Universe: Arson incidents in metropolitan areas in the United States.

Sampling: All residential and vehicular arson incident reports in Massachusetts for the years 1983–1985.

Note: Data are aggregated to the census-tract level in the city files, Parts 2 and 3, and to the ZIP-code level in Part 1, the state file.

Extent of collection: 3 data files + machine-readable documentation (text)

Extent of processing: MDATA/ UNDOCCHK.PR

Card image data format

Part 1
Massachusetts ZIP code data
rectangular file structure
592 cases
135 variables
80-unit-long record
17 records per case

Part 2
Massachusetts urban census tract data
rectangular file structure
389 cases
135 variables
80-unit-long record
17 records per case

Part 3
Boston census tract data
rectangular file structure
161 cases
135 variables
80-unit-long record
17 records per case

Related Publication:
Fox, J.A.

"Arson measurement, analysis, and prevention" (final report). Washington, DC: National Institute of Justice, 1991.

Documentation machine-readable only

Greenberg, David F.

Age cohort arrest rates, 1970–1980
(ICPSR 8261)

This study was sponsored by the U.S. Dept. of Justice, National Institute of Justice. The grant number is 82-IJ-CX-0025.

Summary: The data for this collection were gathered from the 1970 and 1980 Census and the 1970 through 1980 Uniform Crime Reports. The unit of analysis in this dataset is cities. Included in the dataset are population figures and arrest frequencies for selected crimes for Atlanta, Georgia; Chicago, Illinois;

Denver, Colorado; Knoxville, Tennessee; San Jose, California; Spokane, Washington; and Tucson, Arizona. There are two files for each city listed above. One file contains arrest data for males and females of all ages, and the other file contains population data by sex and age. The population data files have 247 variables, while the arrest files contain 1,470 variables. Arrest data are collected for the following crimes: murder, forcible rape, robbery, aggravated assault, burglary, larceny, motor vehicle theft, other assaults, arson, forgery, fraud, embezzlement, stolen property, vandalism, weapons, prostitution, other sex offenses, opium abuse, marijuana abuse, gambling, family offenses, drunk driving, liquor law violations, drunkenness, disorderly conduct, vagrancy, and all other offenses combined. The files both have logical record lengths of 80. Class IV

Gurr, Ted Robert, and Erika Gurr

Crime in western societies, 1945-1974
(ICPSR 7769)

These data were collected from national statistical sources for 16 western societies plus Israel and Japan. Data on population and eight categories of crime were gathered for as many years as possible between 1945 and 1974. Both convictions and offenses known to police were recorded whenever possible. There are approximately 67 variables for each case including percent yearly change and population-weighted measures of the incidence of each offense. Class II

Related Publications:

Gurr, Ted Robert

"Crime trends in modern democracies since 1945." *International Annals of Criminology* 16 (1977), 41-86.

Gurr, Ted Robert

"On the history of violent crimes in Europe and America." In Hugh Davis Graham and Ted Robert Gurr (eds.), *Violence in America*. Beverly Hills, CA: Sage Publications, 1979.

Documentation machine-readable only

Hellman, Daryl A., and James Alan Fox
Census of urban crime, 1970
(ICPSR 8275)

This study was sponsored by the U.S. Dept. of Justice, National Institute of Justice. The grant number is 81-IJ-CX-0063.

Summary: This dataset contains information on United States cities with 1970 populations over 150,000. There are 331 variables including crime incidence, criminal sanctions, police employment, police expenditures, police unionization, city revenues and sources of revenue (including intergovernmental transfers), property values, public sector package characteristics, demographic and socioeconomic characteristics, and housing and land use characteristics. Data for 88 cities were collected. The data were primarily gathered from various governmental censuses: Census of Population, Census of Housing, Census of Government, Census of Manufactures, and Census of Business. The **Uniform crime reports (ICPSR 9028)** and **Expenditure and employment data for the criminal justice system (ICPSR 7818)** were used as supplemental sources. There are 43 records per case, each with a logical record length of 80. Class IV

Lizotte, Alan J.

Crime on campus, 1978-1979:
A survey of 150 college campuses and cities
(ICPSR 8381)

These data contain information about crime on 150 selected college campuses and cities in the United States. This collection contains information on violent crime on campus, property crime on campus, the number of police officers assigned to campus duty, aggregate demographics and socioeconomic conditions of the students on campus as well as for the cities in the dataset. Three files comprise this collection. One is an SPSS Version 9 file containing data definition statements; and a second has SPSSx data definition statements. A third file contains the data. The logical record length of the data is 80 characters. There are approximately 80 variables. Class IV

McKanna, Clare V., Jr.

Ethnicity and homicide in California, 1850–1900

(ICPSR 9594)

Summary: This data collection examines the relationship between homicide and ethnicity in California during the period 1850–1900. The data are presented in three files. Part 1, Homicide, includes information on time, place, location, and cause of the crime for all murder cases in seven California counties. The relationship between victim and accused, and the race, sex, age, and occupation of each are also provided. Part 2, indictment, includes information on criminal charge, plea, verdict, and sentence for all murder trials in the same seven counties during the time period. Part 3 provides information on all prisoners incarcerated in California for murder. Included are age, sex, ethnicity, place of birth, and occupation of each prisoner, as well as sentence, disposition of case, years served, and year in which the prisoner was released. Class IV

Universe: Homicides in California, 1850–1900.

Sampling: Data for Parts 1 and 2 are 100-percent samples from seven California counties. The homicide data (Part 1) were obtained from such historical documents as coroner's inquest reports, criminal case files, and newspaper accounts. The indictment data (Part 2) were obtained from the registers of district and superior courts. Data for Part 3 are a 100-percent sample of all felons incarcerated for murder or manslaughter in California obtained from the registers of San Quentin and Folsom prisons.

Extent of collection: 3 data files + machine-readable documentation

Logical record length data format

Part 1
Homicide
rectangular file structure
1,318 cases
22 variables
54-unit-long record
1 record per case

Part 2
Indictment
rectangular file structure
790 cases
12 variables
47-unit-long record
1 record per case

Part 3
Prison
rectangular file structure
1,902 cases
13 variables
45-unit-long record
1 record per case

Documentation machine-readable only

National Center for Health Statistics

Mortality detail files, 1968–1991

(ICPSR 7632)

This data collection describes every death or fetal death registered per year in the United States from 1968–1991. Information includes the month and day of death for deaths prior to 1989 and the month of death for deaths in 1989 and after, the sex of the deceased, the age of the deceased at the time of death, the deceased's place of residence, place of death, and whether an autopsy was performed. Causes of death are coded using the eighth and ninth revisions of *The international classification of diseases*. Class I (Parts 6–18) and Class IV (Parts 19–29)

Note: There are no Parts 1–5 for this collection. The Reason-for-Death codes for 1968–1978 are different from those in subsequent years. A revised United States Standard Certificate of Death was recommended for state use beginning on January 1, 1989. Among the changes were the addition of a new item on educational attainment and changes to improve the medical certification of cause of death. In addition, for the first time, the United States Standard Certificate of Death includes a question on the Hispanic origin of the decedent. Starting with the 1989 vital event files, a new policy on the release of vital statistics unit record data files was implemented to

prevent the inadvertent disclosure of the identities of individuals and institutions. As a result, the 1989 and later year files do not contain the actual day of the death or date of birth of the decedent. The geographic detail is also restricted. The previous title for this collection was **Mortality detail files, 1968–1978 [Volume I], 1979–1980 [Volume II], 1981–1982 [Volume III], 1983–1984 [Volume IV], 1985 [Volume V], 1986–1987 [Volume VI], 1988 [Volume VII], and 1989 [Volume VIII]**. The Extent of Processing field applies to Parts 6–18 of this collection only. For Parts 19–29, the following descriptor applies: MDATA.

Restrictions: In preparing the data tape(s) for this collection, the National Center for Health Statistics (NCHS) has removed direct identifiers and characteristics that might lead to identification of data subjects. As an additional precaution, NCHS requires, under Section 308(d) of the Public Health Service Act (42 U.S.C. 242m), that data collected by NCHS not be used for any purpose other than statistical analysis and reporting. NCHS further requires that analysts not use the data to learn the identity of any persons or establishments and that the director of NCHS be notified if any identities are inadvertently discovered. ICPSR member institutions and other users ordering data from ICPSR are expected to adhere to these restrictions.

Extent of collection: 24 data files + machine-readable documentation (text)

Extent of processing: MDATA/ CONCHK.ICPSR/ UNDOCCHK.ICPSR/ RECODE

Card image and OSIRIS (Parts 6–16), logical record length and OSIRIS (Parts 17 and 18), and logical record length (Parts 19–29) data formats

Parts 6–29

Mortality, 1968–1991

rectangular file structure

983,001 to 2,942,304 cases per part

35 to approx. 70 variables per part

80- to 159-unit-long records per part

1 record per case

National Center for Health Statistics

Mortality detail file: External cause extract, 1968–1978, 1979–1980

(ICPSR 8224)

This dataset is a special subset of data from 1968–1978 and 1979–1980 prepared from the **Mortality detail files** (ICPSR 7632). These data were collected by the National Center for Health Statistics and are of considerable importance to those individuals interested in criminological research. The cause of death codes for the 1968–1978 data are derived from the *International classification of diseases adapted for use in the United States* (eighth revision) (ICDA-8). The cause of death codes for the 1979–1980 data are derived from the *International classification of diseases* (ninth revision) (ICD-9). Due to changes in cause of death definitions incorporated in the ninth revision, the 1968–1978 data and codebooks differ slightly from the 1979–1980 data files. For example, the 1979–1980 external cause definitions include new codes for handgun versus other gun accidents, handgun versus other gun suicides, handgun versus other gun homicides, and drug poison versus other poison homicides. In addition to the differences in the cause of death codes and recodes, the 1979–1980 data include three variables not available in the 1968–1978 datasets. These are: (1) mortality by marital status, (2) state or country of birth, and (3) place of death and status of decedent when death occurred in a hospital or medical center. With these exceptions, the data are similar in structure and content to the 1968–1978 data providing such detailed personal and geographic information as month and day of death, deceased's race and gender, age of deceased at time of death, place of decedent's residence (specific to the city level) and place of death (specific to the county level), and whether an autopsy was performed. For each data file for the years 1968 through 1978, there are 35 variables for approximately 82,846 to 166,997 records, each with a logical record length of 80 characters. For the years 1979 and 1980, there are 38 variables for 159,635 and 161,374 records, respectively. The 1979 and 1980 data have a logical record length of 86 characters. Class I

National Center for Health Statistics

Multiple cause of death, 1982

(ICPSR 9880)

Multiple cause of death, 1983

(ICPSR 9879)

Multiple cause of death, 1984

(ICPSR 9811)

Multiple cause of death, 1985

(ICPSR 9812)

Multiple cause of death, 1986

(ICPSR 9723)

Multiple cause of death, 1987

(ICPSR 9724)

Multiple cause of death, 1988

(ICPSR 6299)

Multiple cause of death, 1989

(ICPSR 6257)

Multiple cause of death, 1990

(ICPSR 6319)

Multiple cause of death, 1991

(ICPSR 6320)

Summary: These data collections present information about the causes of deaths occurring in the United States. Information is provided concerning original and underlying causes of death, nature of injury, type of illness, place of death, and whether there were multiple conditions that caused the death. In addition, data are provided on the month and day of the week of the death, and on sex, race, age, marital status, education, usual occupation, and origin or descent of the deceased. Also included is information on residence of the deceased (state, county, city, division, region, and whether the county was a metropolitan or a nonmetropolitan area). Data on whether an autopsy was performed and the site of accidents are also provided. The multiple cause of death fields were coded from the *Manual of the International Statistical Classification of Diseases, Injuries, and Cause-of-Death, Ninth Revision (ICD-9)*, Volumes 1 and 2. Class IV

Universe: All deaths occurring in the United States.

Note: Per agreement with NCHS, ICPSR distributes the data files and technical documentation in these collections in their original form as prepared by NCHS.

Restrictions: In preparing the data tapes for these collections, the National Center for Health Statistics (NCHS) has removed direct identifiers and characteristics that might lead to identification of data subjects. As an additional precaution, NCHS requires, under Section 308(d) of the Public Health Service Act (42 U.S.C. 242m), that data collected by NCHS not be used for any purpose other than statistical analysis and reporting. NCHS further requires that analysts not use the data to learn the identity of any persons or establishments and that the director of NCHS be notified if any identities are inadvertently discovered. ICPSR member institutions and other users ordering data from ICPSR are expected to adhere to these restrictions.

Extent of collection: 1 data file for each collection

Extent of processing: FREQ.PR (ICPSR 6257, 6319, 6320)

Logical record length data format

rectangular file structure
1,977,961 to 2,171,196 cases per part
approx. 41 to 100 variables per part
440-unit-long record
1 record per case

Newman, Graeme, and Bruce DiCristina

**United Nations world crime surveys:
First survey, 1970–1975, and second
survey, 1975–1980**

(ICPSR 9571)

Summary: The United Nations began its World Crime Surveys in 1978. The first survey collected statistics on a small range of offenses and on the criminal justice process for the years 1970–1975. The second survey collected data on a wide range of offenses, offenders, and criminal justice process data for the years 1975–1980. Several factors make these two collections difficult to use in combination. Some 25 percent of those countries responding to the first survey did not respond to the second and, similarly, some 30 percent

of those responding to the second survey did not respond to the first. In addition, many questions asked in the second survey were not asked in the first survey. This data collection represents the efforts of the investigators to combine, revise, and recheck the data of the first two surveys. The data are divided into two parts. Part 1 comprises all data on offenses and on some criminal justice personnel. Crime data are entered for 1970 through 1980. In most cases 1975 is entered twice, since both surveys collected data for this year. Part 2 includes data on offenders, prosecutions, convictions, and prisons. Data are entered for 1970 through 1980, for every even year. Class III

Universe: Member countries of the United Nations.

Extent of collection: 2 data files + machine-readable documentation

Card image data format

Part 1

Data on offenders and criminal justice personnel
rectangular file structure

101 cases

230 variables

80-unit-long record

30 records per case

Part 2

Data on offenders, prosecutions, convictions, and prisons
rectangular file structure

96 cases

187 variables

80-unit-long record

12 records per case

Documentation machine-readable only

Pierce, Glenn L., William J. Bowers, James Baird, and Joseph Heck

Uniform crime reports: National time series community-level database, 1967-1980

(ICPSR 8214)

This dataset includes detailed criminal offense and clearance information submitted monthly by over 3,000 consistently reporting law enforcement agencies in the United States. These data were processed at the

Center for Applied Social Research, Northeastern University, Boston, Massachusetts, under several grants from the National Institute of Justice in order to produce easily accessible and highly reliable time series data on officially reported crime. Originally provided by the Federal Bureau of Investigation (FBI), these data exclude Uniform Crime Report (UCR) data from infrequently reporting law enforcement agencies. In general, only those agencies which submitted ten or more monthly reports in every year during 1967 through 1980 are included in this dataset. The data include detailed breakdowns of offenses and clearances taken from disaggregated UCR Return A tapes. Of particular interest are weapon-specific robbery and assault variables; types of rape, burglary, larceny, and motor vehicle theft; and clearances by arrest (or other exceptional means) of adults and juveniles for each offense sub-type. Both monthly and annual counts of these are available. Finally, as an aid to the user, each agency is identified by its FBI "ORI Code" as well as a sequential case number produced and documented by ICPSR in the codebook's appendix. Cases also may be identified by geographic region, state, SMSA, county, population size and group, and frequency of reporting. The time series data are stored in 14 separate files of annually pooled cross-sections. Each file contains approximately 1,279 variables for 3,328 cases where each case represents a consistently reporting law enforcement agency. The data are available in OSIRIS and card image formats. (See also the Federal Bureau of Investigation's Uniform crime reports series and related data collections by James Alan Fox and by Fox and Glenn L. Pierce in this chapter.)
Class II

Documentation machine-readable only

Pierce, Glenn L., and James Alan Fox

Uniform crime reports: Offenses known and clearances by arrest time series data, 1965-1983

(ICPSR 8631)

Summary: The Uniform Crime Reporting (UCR) Program Data is a system designed to monitor the incidence of crime and the activities of law enforcement agencies at the community level. Participating local law enforcement agencies throughout the nation report regularly (usually on a monthly basis) on the volume of selected crimes and arrests and

also on the levels of police personnel and types of police activities. This collection consists of time series data relating to offenses known and clearances by arrest for the years 1965-1983, 1970-1983, and 1975-1983. Only those agencies that consistently reported over the three time periods of the study were included. Consistently reporting agencies were defined as those agencies that were in operation during the time of the study and submitted nine or more monthly reports during the calendar year for the three specified time periods. Variables include number of actual offenses reported to the police, the total number of offenses for each category cleared by arrest, and the number of clearances by arrest involving only persons under 18 years of age. Crimes covered are criminal homicide, forcible rape, robbery, assault, burglary, larceny-theft, and motor vehicle theft. (See also the Federal Bureau of Investigation's **Uniform crime reports series** and related data collections by James Alan Fox and by Fox and Glenn L. Pierce in this chapter.) Class IV

Universe: All law enforcement agencies in the United States from 1965 to 1983.

Note: These data consist of variable length records. The longest logical record length is 5,676 characters.

Extent of collection: 42 data files

Logical record length data format

Parts 1-19
Years 1965-1983
rectangular file structure
3,396 cases
approx. 1,100 variables
1 record per case

Parts 20-33
Years 1970-1983
rectangular file structure
4,454 cases
approx. 1,100 variables
1 record per case

Parts 34-42
Years 1975-1983
rectangular file structure
8,149 cases
approx. 1,100 variables
1 record per case

Riedel, Marc, and Margaret A. Zahn

**Trends in American homicide,
1968-1978: Victim-level
supplementary homicide reports**
(ICPSR 8676)

This study was sponsored by the U.S. Dept. of Justice, National Institute of Justice. The grant number is 79-NI-AX-0092.

Summary: This study was carried out in order to standardize the format of national homicide data and to analyze trends over the period 1968-1978. The unit of analysis is the homicide victim, and variables include information on the reporting agency, the circumstances of the incident, and the characteristics of the victim and the offender. Within these categories are variables pertaining to population and city size, victim's and offender's age, race, and sex, and the number of victims and offenders involved in the incident. Information about the incident includes the type of weapon used and the circumstances surrounding the incident. Class IV

Universe: Homicide victims in the United States.

Note: The data have been reformatted because of the difficulty in using FBI data as they are released. The reformatting has resulted in the unit of observation (homicide victim) being constant across the study period. The storage mode is "character-numeric." Two major changes in FBI coding of the Supplementary Homicide Reports have resulted in relatively consistent coding within the time periods 1968-1972, 1973-1975, and 1976-1978, but not between them.

Extent of collection: 11 data files

Logical record length data format

Parts 1-11
1968-1978
rectangular file structure
11,957 to 18,941 cases per part
37 variables
132-unit-long record
1 record per case

Tilly, Charles, and Lynn Lees

Analysis of arrests in Paris, June 1848

(ICPSR 0049)

The cases in this dataset represent people charged with or arrested for participation during the June Days of 1848 in Paris. The set contains information on occupations, judicial decisions after arrest, and demographic characteristics of the individual, his/her residence, and his/her birthplace. A smaller related file consists of 2 cards for each of the 12 arrondissements and 48 quartiers existing in Paris in 1848. The first arrondissement card includes information on demographics, labor force, social characteristics, and arrests. The second contains rates of some of the preceding variables. Quarter cards contain demographic and arrest information and focus on the furnished apartments, clubs, and popular societies within the quartier. The data were used in "The People of June, 1848" to appear, in translation, in *Annales; Economies, Societes, Civilisations*. 11,616 individuals; 1 card of data per individual. Class II

Documentation machine-readable only

Vandaele, Walter

Participation in illegitimate activities: Ehrlich revisited, 1960

(ICPSR 8677)

This study was sponsored by the U.S. Dept. of Justice, National Institute of Justice. The grant number is J-LEAA-006-76.

Summary: This study reanalyzes Isaac Ehrlich's 1960 cross-section data on the relationship between aggregate levels of punishment and crime rates. It provides alternative model specifications and estimations. The study examined the deterrent effects of punishment on seven FBI index crimes: murder, rape, assault, larceny, robbery, burglary, and auto theft. Socioeconomic variables include family income, percentage of families earning below half of the median income, unemployment rate for urban males in the age groups 14-24 and 35-39, labor force participation rate, educational level, percentage of young males and nonwhites in the population, percentage of population in the SMSA, sex ratio, and place of occurrence. Two sanction variables are also included: (1) the probability of imprisonment, and (2) the average time served in

prison when sentenced (severity of punishment). Also included are: per capita police expenditure for 1959 and 1960, and the crime rates for murder, rape, assault, larceny, robbery, burglary, and auto theft. Class IV

Extent of collection: 1 data file

Logical record length data format

rectangular file structure

47 cases

66 variables

501-unit-long record

1 record per case

Related Publications:

Ehrlich, I.

"Participation in illegitimate activities: A theoretical and empirical investigation." *Journal of Political Economy* (May-June 1973), 521-565.

Ehrlich, I.

"Participation in illegitimate activities: An economic analysis." In *Essays in the economics of crime and punishment*, 1974, 69-134.

Vandaele, W.

"Participation in illegitimate activities: Ehrlich revisited." In A. Blumstein, J. Cohen, and D. Nagin (eds.), *Deterrence and incapacitation: Estimating the effects of criminal sanctions on crime rates*. Washington, DC: National Academy of Sciences, 1978.

Wolfgang, Marvin E., Robert M. Figlio, Paul E. Tracy, and Simon I. Singer

National crime surveys: Index of crime severity, 1977

(ICPSR 8295)

Summary: The purpose of this data collection was to determine the seriousness of criminal events. The principal investigators sought to determine and rate the relative seriousness of murder, rape, and petty theft. Information in the collection includes respondents' opinions on the severity of particular crimes as well as how that severity compared to other crimes. Class IV

Universe: All households in the United States.

Sampling: A stratified random sample of households in the United States.

Note: This data collection was conducted as a supplement to the **National crime surveys**:

National sample (ICPSR 7635) over a six-month period beginning in July 1977.

Extent of collection: 2 data files

Logical record length data format

Part 1

1977 collection quarter 3

rectangular file structure

30,000 cases

204 variables

108-unit-long record

8 records per case

Part 2

1977 collection quarter 4

rectangular file structure

30,000 cases

204 variables

108-unit-long record

8 records per case

Related Publications:

Wolfgang, Marvin E., et al.

"The national crime survey index of crime severity." Washington, DC: U.S. Government Printing Office, 1985.

Wolfgang, Marvin E., et al.

"The sourcebook of crime severity ratios for core-item offenses." Washington, DC: U.S. Government Printing Office, 1985.

Zahn, Margaret A., and Marc Riedel

**Nature and patterns of homicide
in eight American cities, 1978**

(ICPSR 8936)

This study was sponsored by the U.S. Dept. of Justice, National Institute of Justice. The grant number is 79-NI-AX-0092.

Summary: This dataset contains detailed information on homicides in eight United States cities: Philadelphia, Newark, Chicago, St. Louis, Memphis, Dallas, Oakland, and "Ashton" (a representative large western city). Detailed characteristics for each homicide victim include time and date of homicide, age, gender, race, place of birth, marital status, living arrangement, occupation, socioeconomic status (SES), employment status, method of assault, location where homicide occurred, relationship of victim to offender, circumstances surrounding death, precipitation or resistance of victim, physical evidence collected, victim's drug history, victim's prior criminal record, and number of offenders identified. Data on up to

two offenders and three witnesses are also available and include the criminal history, justice system disposition, and age, sex, and race of each offender. Information on the age, sex, and race of each witness also was collected, as were data on witness type (police informant, child, eyewitness, etc.). Finally, information from the medical examiner's records including results of narcotics and blood alcohol tests of the victim are provided.

Universe: Cases in the United States defined by each city's police department and medical examiner as homicide.

Sampling: A purposive sample of eight cities was selected based on geographic region, population size, and whether their 11-year homicide trend line followed or diverged from respective regional trend lines. Dallas, St. Louis, and "Ashton" diverged from regional patterns, while the other cities in the sample—Philadelphia, Newark, Chicago, Memphis, and Oakland—followed them. Within each city, all homicide cases were coded, except in Chicago, where a 50-percent systematic random sample of homicide cases was drawn.

Extent of collection: 1 data file + machine-readable documentation (text) + SAS data definition statements + SPSS data definition statements

Extent of processing: CONCHK.ICPSR/
UNDOCHK.ICPSR/ DDEF.ICPSR/ RECODE

Logical record length data format with SAS and SPSS data definition statements

rectangular file structure

1,748 cases

214 variables

270-unit-long record

1 record per case

Related Publication:

Riedel, M., M. Zahn, and L.F. Mock

"The nature and patterns of American homicide." Washington, DC: U.S. Dept. of Justice. National Institute of Justice, 1985.

Riedel, M., and M. Zahn

"Nature and patterns of American homicide: Final report" (unpublished report). Carbondale, IL: Southern Illinois University, 1981.

Documentation machine-readable only

Zimring, Franklin E., and James Zeuhl

Robberies in Chicago, 1982-1983

(ICPSR 8951)

This study was sponsored by the U.S. Dept. of Justice, National Institute of Justice. The grant number is 83-IJ-CX-0012.

Summary: These data examine the factors that cause victim injury and death in robberies. The study investigated the relationship of victim and offender, place of event, relationship to drugs, weapon used, sex of victim, resistance to assailant, incidence of injury and/or death, and the clearance patterns of the offense. The researchers constructed narratives of criminal events from police records and, in the cases of death, from interviews with police conducted while an investigation was still in progress or shortly after it concluded. The data consist of the actual narrative accounts. Class III and Class IV

Universe: Robberies reported to and recorded by the Chicago Police Dept.

Sampling: For the sample of robberies resulting in victim injury, the sample was constructed from a screening and referral of the first 30 reports of robbery to the Detective Division each month where a notation was present that hospital assistance was required for the victim.

Note: Parts 1-3 of this dataset are electronic text files. Records per case varies depending on the length of the narratives. In Part 1 there are from 3 to 70 80-character records per case. In Parts 2 and 3 the number of records per case ranges from 2 to 70. Part 4 is a character-numeric data file.

Extent of collection: 4 data files + machine-readable documentation + SPSS data definition statements

Logical record length and card image data formats with SPSS data definition statements

Part 1

Robberies with homicides

rectangular file structure

95 cases

2 variables

80-unit-long record

Part 2

Homicides with no apparent motive

rectangular file structure

142 cases

2 variables

80-unit-long record

Part 3

Robberies with injury

rectangular file structure

346 cases

2 variables

80-unit-long record

Part 4

Non-fatal robberies of all kinds

rectangular file structure

900 cases

231 variables

80-unit-long record


4 records per case

Related Publication:

Zimring, Franklin E., and James Zeuhl

"Victim injury and death in urban robbery: A Chicago study." *Journal of Legal Studies* 15 (January 1986), 1-40.

Documentation machine-readable only



XII. Police

Bureau of Justice Statistics,
U.S. Dept. of Justice

Directory of law enforcement agencies, 1986: [United States]

(ICPSR 8696)

Summary: This dataset was collected by the Bureau of the Census for the Bureau of Justice Statistics. It is a list of law enforcement agencies and contains variables regarding employment categories such as total full-time, part-time, sworn-in and other employees. It also contains FIPS codes and populations. Class IV

Universe: Law enforcement agencies in the United States.

Extent of collection: 1 data file

Logical record length data format

rectangular file structure
16,708 cases
20 variables
148-unit-long record
1 record per case

Bureau of Justice Statistics,
U.S. Dept. of Justice

Law enforcement management and administrative statistics, 1987

(ICPSR 9222) (Diskette D00020)

Summary: This survey, the first in the Bureau of Justice Statistics' new program on Law Enforcement Management and Administrative Statistics (LEMAS), presents information on three types of general purpose law enforcement agencies: state police, local police, and sheriffs' departments. Data from the primary state police agency in each of 49 states (Hawaii does not have a state police agency) are also presented. Variables include size of the populations served by the typical police or

sheriffs' department, levels of employment and spending, various functions of the department, average salary levels for uniformed officers, and other matters relating to management and personnel. Class II

Universe: All United States state law enforcement agencies and city and township law enforcement agencies.

Sampling: State law enforcement agencies and city and township law enforcement agencies with 135 or more sworn employees were selected. County police, as distinguished from sheriffs' departments, were combined with municipal and township law enforcement agencies in the category of local police agencies. The remaining agencies were selected in a two-stage process. The first stage units were counties, the same as those selected for the **Survey of inmates of local jails, 1983 [United States]** (ICPSR 8274). For that survey, all counties in the United States were divided into five strata based on the average daily inmate population of the jails in the county. The first stratum included all counties containing jails with average daily populations of 100 inmates or more. These counties were included with certainty. The other four strata, with decreasing average jail populations, were sampled at varying intervals. A sixth stratum was added for the LEMAS survey to represent those states with combined jail/prison systems that were not included in the 1983 **Survey of inmates of local jails**. All counties in these states were included with certainty. All county-level law enforcement agencies in the counties selected for the sample were included in the survey. The second-stage units were municipal and township law enforcement agencies. A sample of these agencies was selected from within the six strata based on the number of sworn employees in the agency. In all, 3,054 law enforcement agencies were included in the sample. The final weight assigned to each case was the inverse of its probability of selection.

Note: The number of sheriffs' agencies in this report may not correspond exactly to the totals found in other publications. Also, the total number of agencies is the result of the

weighted sample and not an exact count of all agencies nationwide. During the course of data collection, the sampling frame was found to be deficient in Texas because a number of constable offices had not been included. A systematic sample of one-fourth of these offices was added to the survey.

Extent of collection: 1 data file + machine-readable documentation + SPSS data definition statements

OSIRIS and card image data formats, with SPSS data definition statements for each

rectangular file structure
2,907 cases
508 variables
1,434-unit-long record
21 records per case

Related Publication:
Bureau of Justice Statistics, Office of Justice Programs

"Profiles of state and local law enforcement agencies, 1987." Bureau of Justice Statistics Bulletin. Washington, DC: U.S. Government Printing Office, n.d.

Documentation machine-readable only

Bureau of Justice Statistics,
U.S. Dept. of Justice

Law enforcement management and administrative statistics (LEMAS), 1990

(ICPSR 9749) (Diskette D00052)

Summary: This survey, the second in the Bureau of Justice Statistics' program on Law Enforcement and Administrative Statistics (LEMAS), presents information on four types of general-purpose law enforcement agencies: state police, local police, special police, and sheriff's departments. Variables include size of the population served by the police or sheriff's department, levels of employment and spending, various functions of the department, average salary levels for uniformed officers, and other matters related to management and personnel. Class I

Universe: All state, local, special, and sheriff's law enforcement agencies in the United States.

Sampling: All primary general-purpose state police agencies were chosen. All sheriff's departments, local police departments, and special agencies with more than 100 sworn officers were chosen. A stratified random sampling method was used in selecting smaller agencies.

Extent of collection: 1 data file + machine-readable documentation (text) + SAS data definition statements + SPSS data definition statements + data collection instrument

Extent of processing: CONCHK.ICPSRV/MDATA/ FREQ.ICPSRV/ UNDOCCHK.ICPSRV/ RECODE

Logical record length data format with SAS and SPSS data definition statements

rectangular file structure
2,945 cases
437 variables
915-unit-long record
1 record per case

Related Publications:
Reaves, Brian A.

"A LEMAS report: State and local police departments, 1990." *Bureau of Justice Statistics Bulletin*.

Reaves, Brian A.

"A LEMAS report: Sheriff's departments, 1990." *Bureau of Justice Statistics Bulletin*.

Documentation machine-readable only

Bailey, David

Effectiveness of police response: Denver, 1982

(ICPSR 8217)

This study was sponsored by the U.S. Dept. of Justice, National Institute of Justice. The grant number is 81-IJ-CX-0082.

Summary: The nature of police behavior in problematic situations encountered by patrol personnel, primarily disturbances and traffic stops, is investigated in this data collection. The site for the data collection was Denver, Colorado; information was gathered in the period from June to September, 1982. The data set contains two files. The first is for disturbance encounters, and contains data for 92 cases and 404 variables. The second file is for traffic stops; it has 164 cases, and 210 variables. The variables for disturbances include type of disturbance, manner of investigation,

designation of police response, several situational variables such as type of setting, number of victims, bystanders, suspects, and witnesses, demeanor of police toward participants, and others. The variables for the traffic stops include manner of investigation, incident code, officers' description of the incident, condition of the vehicle stopped, police contact with the passengers of the vehicle, demeanor of passengers to the police, demeanor of police to the passengers, resolution of the situation, and others. The data were collected based on field observation, using an instrument for recording observations. The data were sampled based on a stratified sample by precinct and shift. The logical record length of each file is 80. Class IV

Berk, Richard A., and Lawrence W. Sherman

Specific deterrent effects of arrest for domestic assault: Minneapolis, 1981-1982

(ICPSR 8250) (Diskette D00120)

This study was sponsored by the U.S. Dept. of Justice, National Institute of Justice. The grant number is 80-IJ-CX-0042.

Summary: This data collection contains information on 330 incidents of domestic violence in Minneapolis. Part 1, Police Data, contains data from the initial police reports filled out after each incident. Parts 2-5 are based on interviews that were conducted with all parties to the domestic assaults. Information for Part 2, Initial Data, was gathered from the victims after the incidents. Part 3, Follow-Up Data, consists of data from follow-up interviews with the victims and with relatives and acquaintances of both victims and suspects. There could be up to 12 contacts per case. Suspect interviews are the source for Part 4, Suspect Data. An experimental section, Part 5, Repeat Data, contains information on repeat incidents of domestic assault from interviews with victims. Parts 2-5 include items such as socioeconomic and demographic data describing the suspect and the victim, relationship (husband, wife, boyfriend, girlfriend, lover, divorced, separated), nature of the argument that spurred the assault, presence or absence of physical violence, and the nature and extent of police contact in the incident. The collection also includes police records, which are the basis for Parts 6-9. These files record the date of the crime, ethnicity of the participants, presence or absence of alcohol

or drugs and weapons, and whether a police assault occurred. Class III

Universe: Domestic assault incidents in Minneapolis.

Sampling: All calls between March 17, 1981, and August 1, 1982, to the Minneapolis police concerning misdemeanor domestic violence incidents where both parties were present were included. Cases involving life-threatening or severe injury were excluded.

Extent of collection: 9 data files + machine-readable documentation (text) + SAS data definition statements + SPSS data definition statements + data collection instrument

Extent of processing: MDATA/ UNDOCCHK.ICPSR

Logical record length data format with SAS and SPSS data definition statements

Part 1
Police data
rectangular file structure
330 cases
27 variables
59-unit-long record
1 record per case

Part 2
Initial data
rectangular file structure
193 cases
307 variables
442-unit-long record
1 record per case

Part 3
Follow-up data
rectangular file structure
1,250 cases
69 variables
103-unit-long record
1 record per case

Part 4
Suspect data
rectangular file structure
31 cases
344 variables
510-unit-long record
1 record per case

Part 5
Repeat data
rectangular file structure
4 cases
180 variables
243-unit-long record
1 record per case

Part 6

CCN log data

rectangular file structure
90 cases
30 variables
68-unit-long record
1 record per case

Part 7

RECAP log data

rectangular file structure
163 cases
24 variables
67-unit-long record
1 record per case

Part 8

Dispatch data

rectangular file structure
882 cases
5 variables
20-unit-long record
1 record per case

Part 9

Rapsheet data

rectangular file structure
231 cases
19 variables
52-unit-long record
1 record per case

Documentation machine-readable only

Black, Howard, Richard Berk, James Lily,
Robert Owenbey, and Giannina Rikoski

Evaluating alternative police responses to spouse assault in Colorado Springs: An enhanced replication of the Minneapolis experiment, 1987-1989

(ICPSR 9982)

Summary: The purpose of this study was to replicate an experiment in Minneapolis (**Minneapolis intervention project, 1986-1987** [ICPSR 9808]) testing alternative police response to cases of spouse assault, using a larger number of subjects and a more complex research design. The study focused on how police response affected subsequent incidents of spouse assault. Police responses studied included arrest, issuing emergency protection orders, referring the suspect to counseling, separating the suspect and the victim, and restoring order only (no specific action). Data were obtained through initial inci-

dent reports, counseling information, and personal interviews. Follow-up interviews were conducted at three- and six-month periods, and recidivists were identified through police and court record checks. Variables from initial incident reports include number of charges; date, location, and disposition of charges; weapon(s) used; victim injuries; medical attention received; behavior towards police; victim and suspect comments; and demographic information such as race, sex, relationship to victim/offender, age, and past victim/offender history. Data collected from counseling forms provide information on demographic characteristics of the suspect, type of counseling, topics covered in counseling, suspect's level of participation, and therapist's comments. Court records investigate victim and suspect criminal histories, including descriptions of charges and their disposition, conditions of pretrial release, and the victim's contact with pretrial services. Other variables included in follow-up checks focus on criminal and offense history of the suspect. The data collection includes separate data files for the original, second, and final versions of some of the forms that were used.

Universe: All domestic violence calls made to the Colorado Springs Police Dept. between March 1987 and April 1989.

Sampling: A random sampling method was used in the assignment of all five of the officer response alternatives. Officers had final authority over assignment, and could assign another treatment at their own discretion.

Note: All variables over two columns wide may contain values of "-22", "-66", "-77", "-99", or "X". These values may or may not be documented in the codebook. All alphanumeric variables over seven columns wide with these same values are not listed in the "MISSING VALUE RECODE" nor in the "MISSING VALUES" files.

Extent of collection: 24 data files + machine-readable documentation (text) + SAS data definition statements + SPSS data definition statements + data collection instrument

Extent of processing: MDATA/ UNDOCCHK/ICPSR/ RECODE

Card image data format with SAS and SPSS data definition statements

Part 1
Initial call implementation form data
rectangular file structure
1,660 cases
107 variables
80-unit-long record
7 records per case

Parts 2-4
Suspect counseling form data
rectangular file structure
18 to 244 cases per part
38 to 103 variables per part
80-unit-long record
8 to 24 records per case per part

Parts 5-9
Victim interview data
rectangular file structure
6 to 1,170 cases per part
225 to 416 variables per part
78 to 80-unit-long record per part
13 to 14 records per case per part

Parts 10-13
Criminal history check data
rectangular file structure
1,548 cases per part
134 to 176 variables per part
80-unit-long record
11 to 40 records per case per part

Parts 14, 16, 18, 20
Charge check data
rectangular file structure
1,860 to 5,447 cases per part
10 variables
75-unit-long record
2 records per case

Parts 15, 17, 19, 21
Victimization check data
rectangular file structure
1,560 to 1,908 cases per part
10 variables
75-unit-long record
2 record per case

Parts 22-24
Court penetration form data
rectangular file structure
278 to 340 cases per part
51 to 55 variables per part
80-unit-long record
6 to 8 records per case per part

Related Publication:
Black, H., R. Berk, J. Lily, R. Owenbey, and G. Rikoski
"Evaluating alternative police responses to spouse assault in Colorado Springs, CO: An enhanced replication of the Minneapolis experiment, 1987-1989" (Final Report). Washington, DC: National Institute of Justice, 1986.

Documentation machine-readable only

Bowers, William J., Jon Hirsch,
Jack McDevitt, and Glenn L. Pierce

Effects of foot patrol policing in Boston, 1977-1985

(ICPSR 9351)

This study was sponsored by the U.S. Dept. of Justice, National Institute of Justice. The grant number is 84-IJ-CX-K035.

Summary: This collection evaluates the impact of a new foot patrol plan, implemented by the Boston Police Dept., on incidents of crime and neighborhood disturbances. Part 1 contains information on service calls categorized by types of criminal offenses such as murder, rape, aggravated assault, simple assault, robbery, larceny, burglary, and auto theft. It also contains data on types of community disturbances such as a noisy party, gang, or minor disturbance and response priority of the incidents. Response priorities are classified according to a four-level scale: Priority 1: emergency calls including crimes in progress, high risk or personal injury, and medical emergencies; Priority 2: calls of intermediate urgency; Priority 3: calls not requiring immediate response; Priority 4: calls of undetermined priority. Parts 2 and 3 include information about patrol time used in each of the three daily shifts during the pre- and post-intervention periods. Part 4 presents information similar to Parts 2 and 3 but the data span a longer period of time—approximately seven years. Class IV

Universe: All 911 calls received by the Boston Police Dept. from 1977 through 1985.

Sampling: Sampling consists of all calls for service and police activity data recorded in the Boston Police Dept.'s computer-aided dispatch (CAD) system for relatively small geographical reporting areas in the city of Boston.

Extent of collection: 4 data files

Logical record length data format

Part 1

Monthly calls for service data

rectangular file structure

83,284 cases

25 variables

140-unit-long record

1 record per case

Part 2

Police activity reports data file 1

rectangular file structure

18,450 cases

10 variables

80-unit-long record

1 record per case

Part 3

Police activity reports data file 2

rectangular file structure

7,760 cases

10 variables

80-unit-long record

1 record per case

Part 4

Police activity reports data file 3

rectangular file structure

8,178 cases

10 variables

80-unit-long record

1 record per case

Related Publication:

Bowers, W.J., and J.H. Hirsch

"The impact of foot patrol staffing on crime and disorder in Boston." *American Journal of Police* 6 (1987), 17-44.

Documentation machine-readable only

Buerger, Michael E.

Reexamining the Minneapolis repeat complaint address policing (RECAP) experiment, 1986-1987

(ICPSR 6172) (Diskettes D00135-D00137)

Summary: This study reexamines Repeat complaint address policing: Two field experiments in Minneapolis, 1985-1987 (ICPSR 9788). The original Repeat Complaint Address Policing (RECAP) experiment was a field study of the strategy of problem-oriented policing, which used control and treatment groups consisting of specific addresses in the city of Minneapolis. The impact of problem-oriented policing was measured by compar-

ing the number of 911 calls received for each address during a baseline period to the number received during a period when experimental treatments were in effect. Several features of the original data distort the one-to-one correspondence between a 911 call and an event, such as the occurrence of multiple versions of the same call in the databases. The current study identifies and attempts to correct these occurrences by applying multiple levels of data cleaning procedures to the original data to establish a better one-to-one call-to-event correspondence.

Universe: The sample was drawn from a universe consisting of the 2,000 most frequently referenced addresses in calls to the Minneapolis Emergency Communications Center (911) during 1986-1987.

Sampling: The original RECAP study used random selection of addresses. The current study modifies the random selection by the application of data cleaning procedures.

Extent of collection: 16 data files + machine-readable documentation (text) + SAS data definition statements + SPSS data definition statements

Extent of processing: MDATA/ UNDOCCHK.ICPSR

Logical record length data format with SAS and SPSS data definition statements

Part 1: "A" Level, Commercial Addresses, Baseline Year

Part 2: "A" Level, Commercial Addresses, Experimental Year

Part 3: "A" Level, Residential Addresses, Baseline Year

Part 4: "A" Level, Residential Addresses, Experimental Year

Part 5: "B" Level, Commercial Addresses, Baseline Year

Part 6: "B" Level, Commercial Addresses, Experimental Year

Part 7: "B" Level, Residential Addresses, Baseline Year

Part 8: "B" Level, Residential Addresses, Experimental Year

Part 9: "C" Level, Commercial Addresses, Baseline Year

Part 10: "C" Level, Commercial Addresses, Experimental Year

Part 11: "C" Level, Residential Addresses, Baseline Year

Part 12: "C" Level, Residential Addresses, Experimental Year

Part 13: "D" Level, Commercial Addresses, Baseline Year

Part 14: "D" Level, Commercial Addresses, Experimental Year

Part 15: "D" Level, Residential Addresses, Baseline Year

Part 16: "D" Level, Residential Addresses, Experimental Year

rectangular file structure
16,225 to 20,505 cases per part
12 variables
49-unit-long record
1 record per case

Related Publication:
Buerger, Michael E.

"Convincing the recalcitrant: Reexamining the Minneapolis RECAP experiment" (Final Report). Washington, DC: National Institute of Justice, 1993.

Documentation machine-readable only

Bursik, Robert J., Jr., Harold G. Grasmick, and Mitchell B. Chamlin

Calls for service to police as a means of evaluating crime trends in Oklahoma City, 1986-1988

(ICPSR 9669)

This study was sponsored by the U.S. Dept. of Justice, National Institute of Justice. The grant number is 86-IJ-CX-0076.

Summary: In an effort to measure the effectiveness of crime deterrents and to estimate crime rates, calls for assistance placed to police in Oklahoma City over a two-year period were enumerated. This type of call was studied in order to circumvent problems such as "interviewer's effect" and sampling errors that occur with other methods. The telephone calls were stratified by police district, allowing for analysis on the neighborhood level to determine whether deterrence operates ecologically—that is, by neighbors informing one another about arrests which took place as a result of their calls to the police. In measuring deterrence, only the calls that concerned robbery were used. To estimate crime rates, calls were tallied on a monthly basis for 18 types of offenses: aggravated assault, robbery, rape, burglary, grand larceny, motor vehicle theft, simple assault, fraud, child molestation, other sex offenses, domestic disturbance, disorderly conduct, public drunkenness, vice and drugs, petty larceny, shoplifting, kidnapping/

hostage taking, and suspicious activity.
Class IV

Extent of collection: 2 data files

Logical record length (Part 1) and card image (Part 2) data formats

Part 1
Neighborhood robbery trends data
rectangular file structure
617 cases
4 variables
10-unit-long record
1 record per case

Part 2
Calls for service data
rectangular file structure
22 cases
20 variables
80-unit-long record
1 record per case

Related Publications:

Bursik, R.J., Jr., and H.G. Grasmick
"An alternative database for the determination of crime trends in American cities: A research note." Norman, OK: University of Oklahoma, Dept. of Sociology, Center for the Study of Crime, Delinquency, and Social Control, 1990.

Bursik, R.J., Jr., H.G. Grasmick, and M.B. Chamlin

"The effect of longitudinal arrest patterns on the development of robbery trends at the neighborhood level." *Criminology* 28 (1990), 431-450.

Doan, David, and Bronston T. Mayes

Automated reporting system pilot project in Los Angeles, 1990

(ICPSR 9969)

This study was sponsored by the U.S. Dept. of Justice, National Institute of Justice. The grant number is 89-IJ-CX-0008.

Summary: The purpose of this pilot project was to determine if preliminary investigation report (PIR) data filed by patrol officers could be collected via laptop computers to allow the direct input of the data into the Los Angeles Police Dept. Crime and Arrest Database without adversely affecting the personnel taking or using the reports. This data collection addresses the following questions: (1) Did officers and supervisors prefer the automated

reporting system (ARS) or the handwritten version of the PIR? (2) Did the ARS affect the job satisfaction or morale of officers and supervisors? (3) Did the ARS reduce the amount of time that patrol officers, supervisors, and clerks spent on paperwork? (4) Did the ARS affect the accuracy of information contained in the PIRs? (5) Did detectives and prosecuting attorneys find the ARS a more reliable source than handwritten PIRs? Officers and supervisors in two divisions of the Los Angeles Police Dept., Wilshire and Hollywood, participated as control and experimental groups. The control group continued using handwritten ("existing") PIRs while the experimental group used the automated PIRs (ARS). The General Information Questionnaire collected information on each officer's rank, assignment, watch, gender, age, years with the Los Angeles Police Dept., education, job morale, job demands, self-esteem, computer anxiety, and relationship with supervisor and other officers. The Job Performance Rating Form gathered data on work efforts, depth of job knowledge, work quality, oral and written skills, and capacity to learn. The Time Study Sheets collected data on investigation time, writing and editing time, travel time, approval and correction time, review time, errors by type, and data input time for both the handwritten and automated forms. The Evaluation of the Existing Form and the Evaluation of the Automated Form both queried respondents on ease of use, system satisfaction, and productivity loss. The ARS Use Questionnaire asked about ease of use, typing skills, computer skills, comfort with the system, satisfaction with training, and preference for the system. The Hollywood Detective Division ARS Use Questionnaire surveyed detectives on the system's ease of use, task improvement, support for continued use, and preference for the system. The PIR Content Evaluation Form collected data on quality of officers' observations; organization and writing skills; physical evidence; statements of victims, witnesses, and suspects; and offense classification. The Caplan Role Conflict and Role Ambiguity subscales were used in the design of the questionnaires. Class IV

Extent of collection: 6 data files + machine-readable documentation (text) + data collection instruments

Extent of processing: MDATA/ UNDOCCHK.PR

Card image data format

Part 1
Hollywood detective division ARS use questionnaire
rectangular file structure
35 cases
13 variables
13-unit-long record
1 record per case

Part 2
Hollywood time study sheet of the existing and automated forms
rectangular file structure
281 cases
35 variables
77-unit-long record
4 records per case

Part 3
Hollywood ARS use questionnaire
rectangular file structure
139 cases
57 variables
68-unit-long record
1 record per case

Part 4
Evaluations of the existing and automated forms
rectangular file structure
354 cases
23 variables
73-unit-long record
2 records per case

Part 5
Prosecuting attorneys PIR content evaluation form
rectangular file structure
103 cases
37 variables
73-unit-long record
2 records per case

Part 6
General information questionnaires, evaluations of the existing and automated forms, job rating performance form, time study sheets, and Caplan scales
rectangular file structure
738 cases
177 variables
80-unit-long record
13 records per case

Related Publication:

Doan, D., B.T. Mayes, and the Los Angeles Police Dept. ARS Task Force
Automated reporting system pilot project.
Los Angeles, CA: Los Angeles Police Dept., 1990.

Documentation machine-readable only

Dunford, Franklyn W., David Huizinga, and Delbert Elliott

Domestic violence experience in Omaha, Nebraska, 1986-1987

(ICPSR 9481) (Diskette D00132)

This study was sponsored by the U.S. Dept. of Justice, National Institute of Justice. The grant number is 85-IJ-CX-K435.

Summary: The purpose of this data collection was to corroborate the findings of **Specific deterrent effects of arrest for domestic assault: Minneapolis, 1981-1982** (ICPSR 8250) that arrest is an effective deterrent against continued domestic assaults. The data addressed the following questions: (1) To what extent does arrest decrease the likelihood of continued violence, as assessed by the victim? (2) To what extent does arrest decrease the likelihood of continued complaints of crime, as assessed by police records? (3) What are the differences in arrest recidivism between cases that involved arrest versus cases that involved mediation, separation, warrant issued, or no warrant issued? Domestic violence cases in three sectors of Omaha, Nebraska, meeting established eligibility criteria, were assigned to one of five experimental treatments: mediation, separation, arrest, warrant issued, or no warrant issued. Data for victim reports were collected from three interviews with the victims conducted one week, six months, and 12 months after the domestic violence incident. Arrest, charge, and complaint data were collected on the suspects at six- and twelve-month intervals following the original domestic violence incident. The investigators used arrest recidivism, continued complaints of crime, and victim reports of repeated violence (fear of injury, pushing/hitting, and physical injury) as outcome measures to assess the extent to which treatments prevented subsequent conflicts. Other variables include victim's level of fear, self-esteem, locus of control, and welfare dependency, changes in the relationship between suspect and victim, extent of the victim's injury, and extent of drug

use by the victim and the suspect. Demographic variables include race, age, sex, income, occupational status, and marital status.

Universe: Domestic violence cases in Omaha, Nebraska during 1986-1987.

Sampling: Two-stage random sampling design.

Extent of collection: 6 data files + machine-readable documentation (text) + SAS data definition statements + SPSS data definition statements + data collection instruments

Extent of processing: MDATA/ CONCHK.ICPSR/ UNDOCCHK.ICPSR

Logical record length data format with SAS and SPSS data definition statements

Part 1

One-week data file
rectangular file structure
577 cases
506 variables
705-unit-long record
1 record per case

Part 2

Six-month data file
rectangular file structure
577 cases
690 variables
912-unit-long record
1 record per case

Part 3

Twelve-month data file
rectangular file structure
577 cases
704 variables
895-unit-long record
1 record per case

Part 4

Police report data file
rectangular file structure
577 cases
45 variables
73-unit-long record
1 record per case

Part 5

Six-month police record search data file
1,154 cases
1,034 variables
949-unit-long record
2 records per case

Part 6
Twelve-month police record search data file

rectangular file structure
1,154 cases
1,034 variables
949-unit-long record
2 records per case

Related Publications:

Dunford, F.W., D. Huizinga, and D.S. Elliott
"The Omaha domestic violence police experiment" (Final Report). Washington, DC: National Institute of Justice, 1993.
Dunford, F.W., D. Huizinga, and D.S. Elliott
"The Omaha domestic violence experiment." *Criminology* 28 (1990), 183-206.

Documentation machine-readable only

Edelhertz, Herbert, and Thomas D. Overcast

Organized crime business activities and their implications for law enforcement, 1986-1987

(ICPSR 9476)

This study was sponsored by the U.S. Dept. of Justice, National Institute of Justice. The grant number is 87-IJ-CX-0053.

Summary: This project was undertaken to investigate organized criminal groups and the types of business activities in which they engage. The focus (unit of analysis) was on the organized groups rather than their individual members. The project assessed the needs of these groups in pursuing their goals and considered the operations used to implement or carry out their activities. The data collected address some of the following issues: (1) Are business operations (including daily operations, acquiring ownership, and structuring the organization) of organized criminal groups conducted in a manner paralleling legitimate business ventures? (2) Should investigating and prosecuting white-collar crime be a central way of proceeding against organized criminal groups? (3) What are the characteristics of the illegal activities of organized criminal groups? (4) In what ways are legal activities used by organized criminal groups to pursue income from illegal activities? (5) What is the purpose of involvement in legal activities for organized criminal groups? (6) What services are used by organized criminal groups to implement their activities?

Variables include information on the offense actually charged against the criminal organization in the indictments or complaints, other illegal activities participated in by the organization, and the judgments against the organization requested by law enforcement agencies. These judgments fall into several categories: monetary relief (such as payment of costs of investigation and recovery of stolen or misappropriated funds), equitable relief (such as placing the business in receivership or establishment of a victim fund), restraints on actions (such as prohibiting participation in labor union activities or further criminal involvement), and forfeitures (such as forfeiting assets in pension funds or bank accounts). Other variables include the organization's participation in business-type activities—both illegal and legal, the organization's purpose for providing legal goods and services, the objectives of the organization, the market for the illegal goods and services provided by the organization, the organization's assets, the business services it requires, how it financially provides for its members, the methods it uses to acquire ownership, indicators of its ownership, and the nature of its victims.
Class IV

Universe: Organized criminal groups within the United States.

Sampling: Purposeful (rather than random) sampling.

Extent of collection: 1 data file

Card image data format

rectangular file structure
167 cases
371 variables
80-unit-long record
10 records per case

Edleson, Jeffrey L., and Maryann Syers

Minneapolis intervention project, 1986-1987

(ICPSR 9808) (Diskette D00181)

This study was sponsored by the U.S. Dept. of Justice, National Institute of Justice. The grant number is OJP-88-M-196.

Summary: This collection investigates the impact of the increased activity of community intervention projects on the incidence of domestic abuse. In particular, the data evaluate the

impact of arrest at the time of the first police visit and court-ordered treatment for abuse or drug addiction on the degree to which domestic abuse offenders continue to abuse their victims. The data file includes demographic information such as victim's age, race, and sex, and perpetrator's age, birthdate, relationship to the victim, sex, and physical or mental disabilities. Other variables describe the location and description of the incident, the number and gender of victims and perpetrators, and the outcome of the police intervention, i.e., arrest or nonarrest. Interviews with victims provided information regarding previous history of police intervention for domestic abuse, specific information about the violence suffered and resulting injuries, the frequency and type of abuse suffered in the six months prior to the violent incident in question, the type of police intervention used, and the victim's satisfaction with the responses of police. In addition, the 6- and 12-month interviews contain data regarding the change in the victim's relationship status since the last interview, satisfaction with the relationship, continued abuse and criminal justice involvement, use of support services by the victim or members of the victim's family, and satisfaction with these services.

Universe: All domestic abuse cases in two police precincts in Minneapolis, Minnesota, which were reported to the police and in which police visited the location of the incident.

Sampling: This study employed a longitudinal, three-wave, observational design. The data were drawn from police records of all domestic abuse cases reported over a 13-month period from February 1986 to March 1987 in two police precincts in Minneapolis, Minnesota. Among victims, almost all were female ranging in age from 15 to 70 years of age, and were mostly white, African American, or Native American. Among perpetrators, most were males ranging in age from 18 to 71 years and were mostly white or African American.

Extent of collection: 1 data file + machine-readable documentation (text) + SAS data definition statements + SPSS data definition statements + data collection instrument

Extent of processing: MDATA.ICPSR/ RECODE/ UNDOCCHK.ICPSR/ CDBK.ICPSR/ DDEF.ICPSR/ REFORM.DATA/ SCAN

Logical record length data format with SAS and SPSS data definition statements

rectangular file structure
528 cases
356 variables
533-unit-long record
1 records per case

Related Publication:

Edleson, Jeffrey L., and Maryann Syers
"The combined effects of coordinated criminal justice intervention in woman abuse." *The Journal of Interpersonal Violence* 7,4 (December 1992), 490-502.

Documentation machine-readable only

Hirschel, J. David, et al.

Charlotte [North Carolina] spouse assault replication project, 1987-1989

(ICPSR 6114) (Diskette D00172)

Summary: This study is a replication and extension of an experiment conducted in Minneapolis (Minneapolis Intervention Project, 1986-1987 [ICPSR 9808]) to test the efficacy of three types of police response to spouse abuse. Three experimental treatments were employed: (1) advising and possibly separating the couple, (2) issuing a citation (an order to appear in court to answer specific charges) to the offender, and (3) arresting the offender. The main focus of the project concerned whether arrest is the most effective law enforcement response for deterring recidivism of spouse abusers. Cases were randomly assigned to one of the three treatments and were followed for at least six months to determine whether recidivism occurred. Measures of recidivism were obtained through official police records and victim interviews. Cases that met the following eligibility guidelines were included in the project: a call involving a misdemeanor offense committed by a male offender aged 18 or over against a female victim aged 18 or over who were spouses, ex-spouses, cohabitants, or ex-cohabitants. Also, both suspect and victim had to be present when officers arrived at the scene. Victims were interviewed twice. The first interview occurred shortly after the "presenting incident," the incident which initiated a call for police assistance. This initial interview focused on episodes of abuse which occurred between the time of the presenting incident and the day of the initial interview. In particular, detailed data were gathered on the nature of physical violence directed against the victim, the history of the victim's marital and cohabitating relationships, the nature of the

presenting incident prior to the arrival of the police, the actual actions taken by the police at the scene, post-incident separations and reunions of the victim and the offender, recidivism since the presenting incident, the victim's previous abuse history, alcohol and drug use of both the victim and the offender, and the victim's help-seeking actions. Questions were asked regarding whether the offender had threatened to hurt the victim, actually hurt or tried to hurt the victim, threatened to hurt any member of the family, actually hurt or tried to hurt any member of the family, threatened to damage property, or actually damaged any property. In addition, criminal histories and arrest data for the six-month period subsequent to the presenting incident were collected for offenders. A follow-up interview was conducted approximately six months after the presenting incident and focused primarily on recidivism since the initial interview. Arrest recidivism was defined as any arrest for any subsequent offense by the same offender against the same victim committed within six months of the presenting incident. Victims were asked to estimate how often each type of victimization had occurred and to answer more detailed questions on the first and most recent incidents of victimization.

Class III

Universe: Calls for assistance received by the Charlotte, North Carolina, Police Dept. from August 1987 through June 1989 regarding domestic disturbances that met predefined eligibility requirements.

Sampling: The sample consisted of victims of spouse abuse, as defined by the researchers, which occurred in Charlotte, North Carolina, between August 1987 and June 1989. Randomized treatments were assigned to 686 eligible police calls for assistance. Of these, the researchers identified 646 victims whom they attempted to interview. Initial and follow-up interviews were completed with 419 and 324 victims, respectively. Offender criminal histories were obtained from official police records for a total of 650 different offenders who were involved in the 686 eligible calls for police assistance included in the study. Of the cases for which a citation or arrest was the response, citations were issued in 181 cases, and arrests were made in 271 cases. Records were unavailable in nine cases, making a total of 443 cases for which court records were obtained (court records were not applicable to the cases that received counseling/separation treatment).

Extent of collection: 5 data files + machine-readable documentation (text) + SAS data definition statements + SPSS data definition statements + data collection instruments

Extent of processing: MDATA/ CONCHK.ICPSRV RECODE

Logical record length data format with SAS and SPSS data definition statements and SPSS export files

Part 1
Police calls assigned to randomized treatments
rectangular file structure
686 cases
133 variables
239-unit-long record
1 record per case

Part 2
Offender criminal histories
rectangular file structure
650 cases
100 variables
319-unit-long record
1 record per case

Part 3
Victim initial interviews
rectangular file structure
419 cases
565 variables
888-unit-long record
1 record per case

Part 4
Victim follow-up interviews
rectangular file structure
324 cases
239 variables
367-unit-long record
1 record per case

Part 5
Offender court records
rectangular file structure
443 cases
28 variables
83-unit-long record
1 record per case

Documentation machine-readable only

Kansas City, Missouri, Police Dept.

Police response time analysis, 1975

(ICPSR 7760)

This study was sponsored by the U.S. Dept. of Justice, National Institute of Justice. The grant numbers are 73-NI-99-0047 and 77-NI-99-0016.

Summary: This is a study of the relationship between the amount of time taken by police to respond to calls for service and the outcomes of the criminal and noncriminal incidents. Outcomes were evaluated in terms of police effectiveness and citizen satisfaction. The data were collected between March and December of 1975 in Kansas City, Missouri. Response time data were generated by timing telephone and radio exchanges on police dispatch tapes. Police travel time was measured and recorded by highly trained civilian observers. To assess satisfaction with police service, personal and telephone interviews were conducted with victims and witnesses who had made the calls to the police. Sixty-nine police beats within the three patrol divisions of Kansas City, Missouri, were selected on the basis of their high rate of robbery and aggravated assaults. These police beats seemed likely to produce a higher proportion of the types of calls desired for the analysis. The data are stored in card-image form in 23 files, with SPSS data definition statements available for each file. Class IV

Keppel, Robert D., and Joseph G. Weis

Improving the investigation of homicide and the apprehension rate of murderers in Washington State, 1981-1986

(ICPSR 6134) (Diskette D00121)

Summary: This data collection contains information on solved murders occurring in Washington State between 1981 and 1986. The collection is a subset of data from the Homicide Investigation Tracking System (HITS), a computerized database maintained by the state of Washington that contains information on murder cases in that state. The data for HITS are

provided voluntarily by police and sheriffs' departments covering 273 jurisdictions, medical examiners' and coroners' offices in 39 counties, prosecuting attorneys' offices in 39 counties, the Washington State Dept. of Vital Statistics, and the Uniform Crime Report Unit of the Washington State Association of Sheriffs and Police Chiefs. Collected data include crime evidence, victimology, offender characteristics, geographic locations, weapons, and vehicles. Class III

Universe: Murders occurring in Washington State from 1981 to 1986.

Sampling: Solved murder cases from the state of Washington's HITS database.

Extent of collection: 3 data files + machine-readable documentation (text) + SAS data definition statements + SPSS data definition statements + data collection instruments

Extent of processing: MDATA/RECODE

Logical record length data format with SAS and SPSS data definition statements

Part 1

Victims

rectangular file structure
831 cases
641 variables
949-unit-long record
2 record per case

Part 2

Offenders

rectangular file structure
861 cases
181 variables
911-unit-long record
1 record per case

Part 3

Incidents

rectangular file structure
746 cases
197 variables
406-unit-long record
1 record per case

Documentation machine-readable only

Klein, Malcolm W., Cheryl L. Maxson,
and Margaret A. Gordon

**Police response to street gang
violence in California: Improving the
investigative process, 1985**

(ICPSR 8934)

This study was sponsored by the U.S. Dept. of
Justice, National Institute of Justice. The grant
number is 84-IJ-CX-0052.

Summary: This data collection examines
gang and nongang homicides as well as
other types of offenses in small California ju-
risdictions. Data are provided on violent gang
offenses and offenders as well as on a com-
panion sample of nongang offenses and of-
fenses and offenders. Two separate data files
are available, one for participants and one for
incidents. The participant data include age,
gender, race, and role of participants. The in-
cident data include information from the "vio-
lent incident data collection form" (setting,
auto involvement, and amount of property
loss), and the "group indicators coding form"
(argot, tattoos, clothing, and slang terminol-
ogy). Class IV

Universe: Homicides and violent crimes in
five small California jurisdictions.

Sampling: Separate gang-designated and
nongang-designated samples were selected
from cases that included at least one named
or described suspect between the ages of
10 and 30.

Extent of collection: 2 data files

Card image data format

Part 1

Incidents

rectangular file structure
273 cases
94 variables
80-unit-long record
1 record per case

Part 2

Participants

rectangular file structure
1,006 cases
8 variables
80-unit-long record
1 record per case

Related Publications:

Klein, M.W., M.A. Gordon, and C.L. Maxson
"The impact of police investigations on
police-reported rates of gang and non-
gang homicides." *Criminology* 24 (1986),
489-512.

Klein, M.W., M.A. Gordon, and C.L. Maxson
"Differences between gang and nongang
homicides." *Criminology* 23 (1985), 209-222.

Klein, M.W., C.L. Maxson, and M.A. Gordon
"Evaluation of an imported gang violence
deterrence program: Final Report." Univer-
sity of Southern California, 1984.

Martin, Susan

**Improving evidence collection
through police-prosecutor
coordination in Baltimore, 1984-1985**

(ICPSR 9290)

This study was sponsored by the U.S. Dept. of
Justice, National Institute of Justice. The grant
number is 84-IJ-CX-0075.

Summary: The purpose of this data collection
was to investigate the effects of changes in
police evidence procedures and the effects of
providing feedback to officers on felony case
charge reductions or dismissals due to evi-
dentiary problems. The data were designed
to permit an assessment of the effectiveness
of two experimental police evidence collec-
tion programs implemented on April 1, 1985.
One of these was an investigative and post-
arrest procedural guide. The other was an in-
dividualized feedback report prepared by
prosecutors for police officers. The officer file
includes information on each officer's sex and
race, length of police service, and assign-
ment changes during the study period. Data
on the offender and the case files include
time of arrest, information on arresting officer,
original investigating officer and principal in-
vestigating officer, offense and victim charac-
teristics, arrestee characteristics, available
evidence, case processing information, and
arrestee's criminal history. Class IV

Universe: All police officers in the Baltimore
County Police Dept. and all felonies committed
between April 1, 1984, and November 30,
1985, in Baltimore County, Maryland.

Sampling: The sample for the officer file con-
sisted of all police officers on patrol in four
shifts in the Western and Eastern Divisions of
the Baltimore County Police Dept. during the
period April 1, 1984, through November 30,

1985. The target population was all felony cases (except homicide, rape/other sex offenses, and child abuse) from police and prosecutor records for the time period April 1, 1984, through November 30, 1984, and April 1, 1985, through November 30, 1985.

Note: For reasons of confidentiality, police officer badge numbers were replaced with unique identifiers in each of the files. Data on the individualized feedback report should not be used for purposes of analysis due to problems in implementing this portion of the study.

Extent of collection: 3 data files + SPSS data definition statements

Logical record length data format

Part 1

Officer data

rectangular file structure

501 cases

24 variables

78-unit-long record

1 record per case

Part 2

Offender data

rectangular file structure

1,440 cases

85 variables

235-unit-long record

1 record per case

Part 3

Case data

rectangular file structure

1,622 cases

85 variables

235-unit-long record

1 record per case

Related Publication:

Martin, Susan

"Improving evidence collection through police-prosecutor coordination." Unpublished Final Report submitted to the National Institute of Justice, 1987.

Matulia, Kenneth J.

Police use of deadly force, 1970-1979

(ICPSR 9018)

This study was sponsored by the U.S. Dept. of Justice, National Institute of Justice. The grant number is 79-NI-AX-0131. Funding also was

received from the International Association of Chiefs of Police.

Summary: The circumstances surrounding "justifiable homicides" by police are the focus of this data collection which examines occurrences in 57 U.S. cities during the period 1970-1979. Incidents include homicides by on- and off-duty police officers serving communities of 250,000 or more. Data were collected through a survey questionnaire sent to police executives of the 57 cities. The Federal Bureau of Investigation supplied data on justifiable homicide by police and civilians, including age, sex, and race data. The variables include number of sworn and supervisory officers; average years of education; department regulations about issues such as off-duty employment, uniforms, carrying firearms, disciplinary actions, in-service training, firearms practice, and assignments without firearms; and on- and off-duty deaths. There are 26 records in the dataset. The study was funded by a grant from the National Institute of Justice to the International Association of Chiefs of Police. The file has a logical record length of 132 characters. Class IV

McCampbell, Michael S.

National survey of field training programs for police officers, 1985-1986

(ICPSR 9350)

This study was sponsored by the U.S. Dept. of Justice, National Institute of Justice. The grant number is 85-IJ-CX-0039.

Summary: This national survey of field training programs for police officers contains data gathered from state and local criminal justice agencies regarding the format of their programs, costs of programs, impact on civil liability suits, and other complaints. Topics covered include length of time since the implementation of the program, reasons for initiating the program, objectives of the program, evaluation criteria and characteristics of the program, and number of dismissals based on performance in field training programs. Other topics deal with hours of classroom training, characteristics of field service training officers, and incentives for pursuing this position. Topics pertaining to agency evaluation include impact of program on the number of civil liability complaints, number of successful equal employment opportunity complaints, presence of alternative training such as with a

senior officer, and additional classroom training during probation when there is no field training program. Class IV

Universe: Law enforcement agencies in the United States.

Sampling: A stratified random sample was selected from a list of 588 state and local law enforcement agencies provided by the National Criminal Justice Reference Service.

Extent of collection: 2 data files

Card image data format

Part 1

Field training program data

rectangular file structure

183 cases

107 variables

80-unit-long record

11 records per case

Part 2

No field training program data

rectangular file structure

104 cases

6 variables

80-unit-long record

1 record per case

Related Publication:

McCampbell, M.S.

"Field training for police officers: State of the art" (research in brief). Washington, DC: National Institute of Justice, 1986.

Documentation machine-readable only

Monkkonen, Eric

Police departments, arrests and crime in the United States, 1860-1920

(ICPSR 7708)

These data on nineteenth and early twentieth century police departments and arrest behavior were collected between 1975 and 1978 by Eric Monkkonen for a study of police and crime in the United States. Two of the datasets report time series data on 23 American cities for the period 1860-1920. The data, which are present for most but not all of the years in this time span, were drawn from annual reports of police departments, found in the Library of Congress or in newspapers and legislative reports located elsewhere. Variables in the raw data file include arrests for

drunkenness, conditional offenses and homicides, persons dismissed or held, police personnel, and population. The second file aggregates by year and reports some of these variables on a per capita basis using a linear interpolation from the last decennial census in order to estimate population. Data for 267 United States cities for the period 1880-1890 are from the 1880 federal census volume *Report on the defective, dependent, and delinquent classes*, published in 1888, and the 1890 federal census volume *Social statistics of cities*. Information includes police personnel and expenditures, arrests, persons held overnight, trains entering town, and population. "Raw data from 23 U.S. cities, 1860-1920" contains 1,179 cases (1 case per city per year) and 14 variables (Class II); "Aggregated U.S. cities, 1860-1920" contains 61 cases (1 per year) and 9 variables (Class II); "U.S. cities, 1880-1890" contains 267 cases and 15 variables (Class III).

Related Publications:

Monkkonen, Eric

"Toward a dynamic theory of crime and the police: A criminal justice system perspective." *Historical Methods Newsletter* (Fall, 1977), 157-165.

Monkkonen, Eric

"Sources for criminal justice history." *Journal of Interdisciplinary History* (Winter 1978).

Documentation machine-readable only

Orne, Martin T., and Wayne G. Whitehouse

Use and effectiveness of hypnosis and the cognitive interview for enhancing eyewitness recall: Philadelphia, 1988-1989

(ICPSR 9478)

This study was sponsored by the U.S. Dept. of Justice, National Institute of Justice. The grant number is 87-IJ-CX-0052.

Summary: This study investigated the effectiveness of hypnosis and the cognitive interview (a technique for stimulating memory) on the recall of events in a criminal incident. The data collected in the study address the following questions: (1) Does hypnosis or the cognitive interview mitigate recall deficits that result from emotionally upsetting events? (2) Does hypnosis or the cognitive interview improve recall when individuals recall events in

narrative fashion? (3) Does hypnosis or the cognitive interview improve recall when individuals are required to respond to each item in a set of focused questions? (4) Does the cognitive interview improve recall better than motivated control recall procedures? For this two-stage study, subjects were randomly assigned to receive hypnosis, cognitive interview, or control treatment. Stage 1 involved completing unrelated questionnaires and viewing a short film containing an emotionally upsetting criminal event. Stage 2 was conducted 3 to 13 days later (the average was 6.5 days) and involved baseline information gathering about the events in the film, application of the assigned treatment, and post-treatment written recall of the events. Data were collected from the written narratives provided by subjects and from an oral forced recall of events in a postexperimental interview. Variables in File 1 include total information (correct, incorrect, confabulations, and attributions) as well as new information given in the post-treatment written narrative. The remaining variables in File 1 include score on Harvard Group Scale of Hypnotic Susceptibility, Form A (HGSHS:A), repressor status, and number of days between viewing the film and completing the baseline and post-treatment interviews. Variables in File 2 were derived from the post-experimental oral forced recall interview and include total correct and incorrect responses and confidence ratings for correct and incorrect responses. The unit of observation is the individual. Class IV

Universe: All university students in Philadelphia, Pennsylvania.

Note: The size of the samples used can result in moderate sampling errors. The use of a homogeneous sample of young adult volunteers makes it difficult to assess the generalizability of the findings to demographically dissimilar populations. The information contained in the data files is limited to the various measures derived from the baseline and post-treatment narratives and the post-experimental forced recall interview.

Extent of collection: 2 data files

Card image data format and SPSSX export files

Part 1

Baseline and treatment data file
rectangular file structure
72 cases
20 variables
80-unit-long record
1 record per case

Part 2

Post-experimental data file
rectangular file structure
72 cases
5 variables
80-unit-long record
1 record per case

Related Publication:

Orne, Martin T., and Wayne G. Whitehouse
"The use and effectiveness of hypnosis and the cognitive interview for enhancing eyewitness recall." Merion Station, PA: Institute for Experimental Psychiatry, 1990.

Ostrom, Elinor

Decision-related research on the organization of service delivery systems in metropolitan areas: Police protection

(ICPSR 7427)

Summary: For the project which investigated the delivery of police services, the research design included five major clusters of variables: service conditions, the legal structure, organizational arrangements, manpower levels, and expenditure levels. Data were collected in the local jurisdictions in a sample of 80 SMSAs relating to specific services including patrol, traffic control, criminal investigation, radio communications, adult pre-trial detention, entry-level training, and crime laboratory analysis. One data file contains information for 1,761 police agencies. The second data file contains information for 1,885 service areas which are mutually exclusive geographical divisions of each SMSA which are the recipients of the police services. Class I

Ostrom, Elinor, Roger B. Parks, and Gordon P. Whitaker

Police referral practices and social service agency practices in three metropolitan areas, 1977

(ICPSR 7791)

This study was sponsored by the U.S. Dept. of Justice, National Institute of Justice. The grant number is 78-NI-AX-0020.

Summary: The dataset contains two related studies conducted in the metropolitan areas

of St. Louis, Missouri; Tampa-St. Petersburg, Florida; and Rochester, New York. The study of police referral practices provides information on the types of calls made to police departments, the referrals made to social service agencies from these calls, and the pattern of citizen demands. Data for this study were collected from 26,465 calls for police service at 21 police departments. The 36 variables include the nature of the call, characteristics of the caller, and the type of agency receiving the referral. The sampling frame for the study of social service agency practices was any agency within the three metropolitan areas that agreed to participate in the study, accepted police referrals, and dealt with at least one of ten selected social concerns (e.g., drug abuse, suicide prevention, aid to the elderly). The study classifies agencies according to the extent of their cooperation with the police, the range of the social services they provide, and their history of service provision. Budget information was also obtained to calculate the costs of alternative methods of social service delivery. Representatives of 103 agencies were interviewed and data were collected for 139 variables. Data generated by the Social Service Agency questionnaire are available in two electronic formats: precoded data and narrative text. Class IV

Ostrom, Elinor, Roger B. Parks, and Gordon P. Whitaker

**Police services study, Phase II, 1977:
Rochester, St. Louis, and St. Petersburg
(ICPSR 8605)**

This study was sponsored by the U.S. Dept. of Justice, National Institute of Justice. The grant number is 78-NI-AX-0020.

Summary: The data for this study were collected in order to examine the delivery of police services in selected neighborhoods. The performance of differently organized police agencies were compared as they delivered services to different sets of comparable neighborhoods. Variables included in the study are total number of encounters, number of contacts with other officers, number of contacts with nonpolice support units, characteristics surrounding specific encounters, and citizen satisfaction. Class IV

Note: The entire dataset consists of 19 files: four are currently available. There are several aspects of the data which require mention:
(1) Column locations and widths of variables

noted in the data collection coding guides do not describe the data in their present format. Some of the variables noted in these coding guides have also been deleted from the data. Users should refer to the SPSS-X data definition statements provided or the SPSS-X DISPLAY DICTIONARY program for the current variable list and column locations. (2) The General Shift Data file contains a variable named TIMERUN. The values for this variable are incorrect. Analysis utilizing the variable will probably be misleading. Users of this file will note that 49 shifts are represented twice in the data. This occurred because a single observer was unable to observe a shift in its entirety, thus requiring that the shift be split between two members of the research team. The split shift was then coded as two cases in the data. (3) Value labels are not provided in the data dictionary files for the variables identifying the observed neighborhoods, because these labels are unique in each jurisdiction. The variables identifying the neighborhoods contain some values which are not identified on the list of jurisdictions and neighborhoods. These values refer to combinations of neighborhoods. (4) The variable identifying the observed shift contains values which are not included in the original format of the variable. It is not known which shifts these values refer to. (5) SPSS data definition statements are not available for Part 4 of the dataset.

Extent of collection: 4 data files + SPSS data definition statements

Card image data format with SPSS data definition statements

**Part 1
Citizen debriefing data
rectangular file structure
1,675 cases
152 variables
80-unit-long record
5 records per case**

**Part 2
General shift information
rectangular file structure
949 cases
170 variables
80-unit-long record
8 records per case**

Part 3
Police encounters data
rectangular file structure
5,688 cases
594 variables
80-unit-long record
20 records per case

Part 4
Victimization survey data
rectangular file structure
12,019 cases
273 variables
80-unit-long record
6 records per case

Related Publication:
Smith, Douglas A.

"Invoking the law: Determinants of police arrest decisions" (unpublished Ph.D. dissertation). Indiana University, 1982.

Pate, Antony M., and Lorie E. Fridell

**Police use of force [United States]:
Official reports, citizen complaints,
and legal consequences, 1991-1992**

(ICPSR 6274) (Diskette D00143)

Summary: This national survey was designed to collect information on police departmental policies and practices pertaining to the use of physical force—both deadly and less than lethal—by law enforcement officers. A further objective was to investigate the enforcement of these policies by examining the extent to which complaints of policy violations were reviewed and violations punished. Additionally, the survey sought to determine the extent to which departments kept records on the use of force, and to collect from those agencies that recorded this information data relating to how frequently officers used force, the characteristics of officers who did and did not have complaints filed against them, and the training of recruits on the appropriate use of force. The study also provides data on citizen complaints of excessive force, the disposition of those complaints, and litigation concerning allegations of excessive force. Additional variables provide agency size, demographic characteristics, and workload.

Universe: All law enforcement agencies in the United States.

Sampling: A list of law enforcement agencies was used from the Law Enforcement Sector portion of the 1990 Justice Agency List (JAL)

produced by the Governments Division of the Bureau of the Census. To ensure adequate representation of all agencies, a stratified sampling procedure was used to select agencies within jurisdiction size categories. After the stratification procedure was applied, 28 selected agencies were removed as ineligible. The total sample size was 1,697 law enforcement agencies.

Note: Data collected for Section IV of the survey instrument, "Assaults Against Police Officers," comprise a different study and are not included in this data collection. The data collection instrument is available only in hard-copy form upon request from ICPSR.

Extent of collection: 1 data file + machine-readable documentation (text) + SAS data definition statements + SPSS data definition statements + data collection instrument

Extent of processing: MDATA/ UNDOCCHK.ICPSR/ RECODE/ CONCHK.ICPSR

Logical Record Length data format with SAS and SPSS data definition statements

rectangular file structure
1,111 cases
533 variables
533-unit-long record
2 records per case

Related Publications:

Pate, Antony M., and Lorie A. Fridell
"Police use of force: Official reports, citizen complaints, and legal consequences" (Final Report). Washington, DC: Police Foundation, October 1993.

Documentation machine-readable only

Pate, Antony M., and Sampson O. Annan
**Community policing in Baltimore,
1986-1987**

(ICPSR 9401)

This study was sponsored by the U.S. Dept. of Justice, National Institute of Justice. The grant number is 86-IJ-CX-0003.

Summary: This data collection was designed to investigate the effects of foot patrol and ombudsman policing on perceptions of the incidence of crime and community policing practices in Baltimore, Maryland. Data collected at Wave 1 measured perceptions of

crime and community policing practices before the two new policing programs were introduced. Follow-up data for Wave 2 were collected approximately one year later and were designed to measure the effects of the new policing practices. Included on the instrument were questions on the perceived incidence of various crimes, police effectiveness and presence, disorder, property and personal crime and the likelihood of crime in general, feelings of safety, crime avoidance behaviors and the use of crime prevention devices, cohesion and satisfaction with neighborhoods, and awareness of victimization and victimization history. The instrument also included demographic questions on employment, education, race, and income. Class IV

Universe: All residents of Baltimore, Maryland.

Sampling: Multistage sampling based on neighborhood socioeconomics.

Note: The combination file contains all cases with data in both Waves 1 and 2, including all variables from each wave.

Extent of collection: 3 data files + machine-readable documentation

Logical record length data format

Part 1

Wave 1

rectangular file structure
921 cases
229 variables
250-unit-long record
1 record per case

Part 2

Wave 2

rectangular file structure
636 cases
217 variables
232-unit-long record
1 record per case

Part 3

Combination

rectangular file structure
636 cases
446 variables
250-unit-long record
1 record per case

Related Publication:

Pate, A.M., and S.O. Annan

"The Baltimore community policing experiment: Summary report" (draft report submitted to the National Institute of Justice). Washington, DC: The Police Foundation, 1989.

Documentation machine-readable only

Petersilia, Joan, Allan F. Abrahamse, and James Q. Wilson

Police performance and case attrition in Los Angeles County, 1980-1981

(ICPSR 9352)

This study was sponsored by the U.S. Dept. of Justice, National Institute of Justice. The grant number is 85-UJ-CX-0072.

Summary: The purpose of this data collection was to investigate the effects of crime rates, city characteristics, and police departments' financial resources on felony case attrition rates in 28 cities located in Los Angeles County, California. Demographic data for this collection were obtained from the *1983 County and city data book*. Arrest data were collected directly from the 1980 and 1981 California Offender based transaction statistics (OBTS) data files maintained by the California Bureau of Criminal Statistics. City demographic variables include total population, minority population, population aged 65 years or older, number of female-headed families, number of index crimes, number of families below the poverty level, city expenditures, and police expenditures. City arrest data include information on number of arrests disposed and number of males, females, blacks, and whites arrested. Also included are data on the number of cases released by police, denied by prosecutors, and acquitted, and data on the number of convicted cases given prison terms. Class IV

Universe: Cities in Los Angeles County, California.

Sampling: Eligible cities met all of the following criteria: (1) The city's demographic data were published in the *1983 County and city data book*, (2) The police department made more than 300 felony arrests per year, and (3) The police department agreed to participate in the study. Fifteen arresting agencies, including the Los Angeles Police Dept. and Los Angeles County Sheriff's Office, were excluded.

Note: The data for the 28 cities are broken into seven files. Numeric variables contain alphanumerics and leading blanks.

Extent of collection: 7 data files

Card image data format

Parts 1-7

Data, sections 1-7
rectangular file structure
28 cases per part
9 variables per part
80-unit-long record
1 record per case

Related Publication:

Petersilia, J., A. Abrahamse, and J.Q. Wilson
"Police performance and case attrition."
Santa Monica, CA: The RAND Corporation,
1987.

Petersilia, Joan, Allan F. Abrahamse,
Patricia A. Ebener, and Peter W. Greenwood

**Evaluation of a repeat offender unit in
Phoenix, Arizona, 1987-1989**

(ICPSR 9793)

This study was sponsored by the U.S. Dept. of Justice, National Institute of Justice. The grant number is 87-IJ-CX-0056.

Summary: The purpose of this data collection was to evaluate the impact of a Repeat Offender Unit in Phoenix. Repeat Offender Programs are police-initiated procedures for patrolling and apprehending likely offenders in communities. These units typically rely on the cooperation of police and prosecutors who work together to identify, convict, and incarcerate individuals who are judged likely to commit crimes, especially serious crimes, at high rates. For this study, previous offenders were assigned either to a control or an experimental group. If an individual assigned to the experimental group was later arrested, the case received special attention by the Repeat Offender Program. Staff of the Repeat Offender Program worked closely with the county attorney's office to thoroughly document the case and to obtain victim and witness cooperation. If the individual was in the control group and was later arrested, no additional action was taken by the program staff. Variables include assignment to the experimental or control group, jail status, probation and parole status, custody status, number of felony arrests, type of case, bond amount,

number of counts against the individual, type of counts against the individual, number of prior convictions, arresting agency, case outcome, type of incarceration imposed, and length of incarceration imposed. Class IV

Universe: All offenders processed by the Maricopa County Court in 1987.

Sampling: Computerized random sample with individuals assigned to either a control or an experimental group but with one exception: If an individual assigned to one group was found to be "connected" to an individual in the other group, the assignment of the cases was changed so that the "connected" individuals were in the same group.

Extent of collection: 1 data file + machine-readable documentation (text) + data collection instrument

Extent of processing: MDATA/ UNDOCCHK.PR

Card image data format

rectangular file structure
1,194 cases
102 variables
80-unit-long record
4 records per case

Related Publications:

Abrahamse, A.F., P.A. Ebener, and
P.W. Greenwood

"An experimental evaluation of the Phoenix repeat offender program" (Final Report). Washington, DC: National Institute of Justice, 1991.

Abrahamse, A.F., et al.

"An experimental evaluation of the Phoenix repeat offender program." *Justice Quarterly* 8 (1991), 140-168.

Documentation machine-readable only

Peterson, Joseph L., Steve Mihajlovic,
and Michael Gilliland

**Forensic evidence and the police,
1976-1980**

(ICPSR 8186)

This study was sponsored by the U.S. Dept. of Justice, National Institute of Justice. The grant number is 82-IJ-CX-0064.

Summary: The data in this collection focus on adult cases in the serious crime categories of

homicide (and related death investigations), rape, robbery, aggravated assault/battery, burglary, and arson. Data for four cities are included in this dataset: Peoria, Chicago, Kansas City, and Oakland. A sampling approach was used in Chicago, Oakland, and Kansas City, the largest jurisdictions, while all crimes processed by the crime laboratory in Peoria were included. Three sources are used for the collection: police, court, and laboratory records. The primary source is police case files. These files consist of all reports submitted by police personnel during an investigation of a suspected criminal offense, including the initial report taken by the responding patrol officer, the detective's reports, all follow-up supplemental reports, statements taken from witnesses and possible suspects, arrest reports, a detailed report describing the evidence collected by the evidence technician, and other documents. Crime laboratory reports are also included in this dataset. These files contain information identifying the evidence submitted, the examiner's work sheets and notes, photographs, the final laboratory results of the scientist's examinations, and often notes made by the scientist of conversations with investigating officers. Finally, prosecutor or court files were reviewed for information regarding the dispositions of suspects who were arrested and formally charged. The records provide the initial and final charges filed against the defendant, the manner in which the case was adjudicated (dismissal, guilty plea, final case), the final case outcome, and the sentence given the defendant. There are eight files in this dataset. Each of the four cities has one file for cases with physical evidence and one file for cases where physical evidence was not collected or examined. The number of cases varies in the files, with the total number of cases being 2,659 and the approximate number of variables being 120. Each file has a logical record length of 80. Class IV

Reiss, Albert J., Jr.

Attitudes and perceptions of police officers in Boston, Chicago, and Washington, DC, 1966
(ICPSR 9087)

This study was sponsored by the U.S. Dept. of Justice, Office of Law Enforcement Assistance. The grant number is OLEA-006.

Summary: This survey was designed to explore perceptions and attitudes of police offi-

cers of three metropolitan areas toward their work and the organizations and publics with which they interact. Issues of interest include (1) the nature of police careers and police work and officers' satisfaction with their jobs, (2) officers' orientations toward policing tasks and their relationships with the public, and (3) officers' perceptions of organizations and systems that influence or change police work. Class IV

Universe: Police officers in major metropolitan areas of the United States.

Sampling: Three sample cities (Chicago, Boston, and Washington, DC) were purposively selected to represent differences in the size, location, degree of control, and type of organization in police departments. Within each city, two police precincts (four in Washington, DC) with high crime rates were selected to represent areas with different race and class compositions. The selected sites were (1) Boston, MA (Dorchester and Roxbury precincts), (2) Chicago, IL (Fillmore and Town Hall precincts), and (3) Washington, DC (precincts 6, 10, 13, and 14). Simple random samples of approximately 25 police officers in each of the eight precincts were drawn from department rosters. The response rate was nearly 100 percent.

Note: Several of the variables were coded as OSIRIS "multiple response" variables. When a program such as SPSS translates the OSIRIS dictionary, it converts the multiple response categories into variables, thus expanding the total number of variables in the dataset. The number of variables reported by SPSS is given below. These data are part of a larger study entitled "Field Surveys III: Studies in Crime and Law Enforcement in Major Metropolitan Areas." ICPSR distributes two related data collections: **Survey of victimization and attitudes towards crime and law enforcement in Boston and Chicago, 1966** (ICPSR 9085) and **Patterns of behavior in police and citizen transactions: Boston, Chicago, and Washington, DC, 1966** (ICPSR 9086).

Extent of collection: 1 data file + OSIRIS dictionary

Logical record length data format

rectangular file structure
203 cases
507 variables
672-unit-long record
1 record per case

Related Publication:

Reiss, A.J., Jr. (ed.)

"Studies in crime and law enforcement in major metropolitan areas." U.S. President's Commission on Law Enforcement and the Administration of Justice Field Survey III, Vol. II, Section II. Washington, DC: U.S. Government Printing Office, 1967.

Reiss, Albert J., Jr.

Patterns of behavior in police and citizen transactions: Boston, Chicago, and Washington, DC, 1966

(ICPSR 9086)

This study was sponsored by the U.S. Dept. of Justice, Office of Law Enforcement Assistance. The grant number is OLEA-006.

Summary: These data have been influential in the development of theories of police behavior. Variables in the collection supply information on the nature and context of encounters between citizens and the police. Data are included on the characteristics and roles of individuals involved in an encounter, relationships among the participants in the encounter, individuals' definitions of the situation after the arrival of police, specific police actions and manner of police behavior during the encounter, and informal characterizations by police of participants involved in the encounter. In cases where offender suspects were involved, information was collected on restraints employed, searches, interrogations, confessions, advisement of rights, booking, and other arrest processes. Class IV

Universe: All encounters between citizens and police in major metropolitan areas of the United States.

Sampling: Three sample cities (Chicago, Boston, and Washington, DC) were purposively selected to represent differences in the size, location, degree of control, and type of organization in police departments. Within each city, two police precincts (four in Washington, DC) with high crime rates were selected to represent areas with different race and class compositions. The selected sites were: (1) Boston, MA (Dorchester and Roxbury precincts), (2) Chicago, IL (Fillmore and Town Hall precincts), and (3) Washington, DC (precincts 6, 10, 13, and 14). Stratified probability samples of police tours of duty were drawn. Evening and weekend shifts were overrepresented

to maximize the number of encounters observed.

Note: Each of the files in this collection is accompanied by an OSIRIS dictionary that provides variable locations and abbreviated variable labels. Codebooks are available for Part 2 and Part 5 only. Facsimiles of the original coding forms are available for Parts 1, 2, 3, and 5. These forms may provide enough information for some types of analyses depending on the variables of interest. Several of the variables in these files were coded as OSIRIS "multiple response" variables. When a program such as SPSS translates the OSIRIS dictionary, it converts the multiple response categories into variables, thus expanding the total number of variables in the dataset. The number of variables SPSS reports for these files are given below. These data are part of a larger study entitled "Field Surveys III: Studies in Crime and Law Enforcement in Major Metropolitan Areas." ICPSR distributes two related data collections: **Survey of victimization and attitudes towards crime and law enforcement in Boston and Chicago, 1966** (ICPSR 9085) and **Attitudes and perceptions of police officers in Boston, Chicago, and Washington, DC, 1966** (ICPSR 9087).

Extent of collection: 5 data files + OSIRIS dictionaries

Logical record length data format

Part 1

General data: Observers' summaries of recorded encounters
rectangular file structure
840 cases
679 variables
868-unit-long record
1 record per case

Part 2

Police initiated encounters
rectangular file structure
738 cases
752 variables
939-unit-long record
1 record per case

Part 3

Citizen initiated contacts with police in field areas
rectangular file structure
282 cases
721 variables
907-unit-long record
1 record per case

Part 4

Police dispatch records

rectangular file structure

6,172 cases

25 variables

43-unit-long record

1 record per case

Part 5

Service-called initiated encounter

rectangular file structure

4,371 cases

719 variables

906-unit-long record

1 record per case

Related Publications:

Friedrich, R.J.

"The impact of organizational, individual, and situational factors on police behavior" (unpublished Ph.D. dissertation). Dept. of Political Science, University of Michigan, Ann Arbor, 1977.

Reiss, A.J., Jr.

The police and the public. New Haven, CT: Yale University Press, 1971.

Reiss, A.J., Jr.

"Systematic observation of natural social phenomena." In Herbert L. Costner (ed.), *Sociological Methodology*. San Francisco, CA: Jossey-Bass, Inc., 1971.

Reiss, Albert J., Jr.

Survey of victimization and attitudes towards crime and law enforcement in Boston and Chicago, 1966

(ICPSR 9085)

This study was sponsored by the U.S. Dept. of Justice, Office of Law Enforcement Assistance. The grant number is OLEA-006.

Summary: This data collection was designed to explore attitudes toward crime and the police and to examine factors related to criminal victimization and the reporting of crime incidents to the police. It combines a victimization survey with data on citizens' attitudes toward crime and the police and information on behavior in response to crime or the threat of crime. Variables provide information about neighborhood characteristics, individual demographic attributes (e.g., age, race, gender, education, income, religion, marital status), perception of crime, social environment, the criminal justice system, experiences with the police, criminal victimization experiences, protective measures taken,

victim-offender relationship, characteristics of the crime incident, police response to crime reports, and victim perceptions of and satisfaction with police response. Class IV

Universe: The adult population (any household member 18 years or older) in major metropolitan areas of the United States.

Sampling: Precincts were selected to represent high and low income populations living in high crime areas. Within areas, probability samples were drawn. The sites selected were Boston, MA (Dorchester and Roxbury precincts) and Chicago, IL (Fillmore and Town Hall precincts).

Note: While OSIRIS dictionaries providing variable locations and abbreviated variable labels accompany both files in this collection, only Part 1, Contact Data, is documented by a codebook. The only additional documentation available for Part 2, Resident Data, is a facsimile of the original coding form. There is, however, considerable overlap between the two parts, and the Contact Data codebook can be used for Resident Data also. Many of the variables were originally coded as OSIRIS "multiple response" variables. When a program such as SPSS translates the OSIRIS dictionary, it converts the multiple categories into variables, thus expanding the total number of variables in the dataset. The numbers of variables SPSS reports are given below. These data are part of a larger study entitled "Field Surveys III: Studies in Crime and Law Enforcement in Major Metropolitan Areas." ICPSR distributes two related data collections: **Patterns of behavior in police and citizen transactions: Boston, Chicago, and Washington, DC, 1966** (ICPSR 9086), and **Attitudes and perceptions of police officers in Boston, Chicago, and Washington, DC, 1966** (ICPSR 9087).

Extent of collection: 2 data files + OSIRIS dictionaries

Logical record length data format

Part 1

Contact data

rectangular file structure

343 cases

1,836 variables

1,925-unit-long record

1 record per case

Part 2

Resident data

rectangular file structure
1,469 cases
1,469 variables
1,986-unit-long record
1 record per case

Related Publications:

Reiss, A.J., Jr. (ed.)

"Studies in crime and law enforcement in major metropolitan areas." U.S. President's Commission on Law Enforcement and the Administration of Justice Field Survey III, Vol. I, Section I. Washington, DC: U.S. Government Printing Office, 1967.

Reiss, A.J., Jr. (ed.)

"Studies in crime and law enforcement in major metropolitan areas." U.S. President's Commission on Law Enforcement and the Administration of Justice Field Survey III, Vol. I, Section II. Washington, DC: U.S. Government Printing Office, 1967.

Shannon, Lyle W.

Sanctions in the justice system, 1942-1977: The effects on offenders in Racine, Wisconsin

(ICPSR 8530)

This study was sponsored by the U.S. Dept. of Justice, National Institute of Justice. The grant number is 84-IJ-CX-0013.

Summary: The purpose of this data collection was to evaluate the effectiveness of judicial intervention and varying degrees of sanction severity by comparing persons who have been processed at the juvenile or adult level in the justice system with persons who have not. The main research question was whether the number of judicial interventions and severity of sanctions had any effects on the seriousness of offenders' future offenses or the decision to desist from such behavior. Variables include characteristics of the person who had the police contact as well as items specific to a particular police contact. Others are the number of police contacts, seriousness of police contacts, severity of sanctions, age, cohort, and decade the contact occurred. Class IV

The main research question was whether the number of judicial interventions and severity of sanctions had any effects on the seriousness of offenders' future offenses or the decision to desist from such behavior. Variables include characteristics of the person who had the police contact as well as items specific to a particular police contact. Others are the number of police contacts, seriousness of police contacts, severity of sanctions, age, cohort, and decade the contact occurred. Class IV

Universe: Persons in Racine, Wisconsin born in 1942, 1949, and 1955.

Sampling: The sample population included 6,127 persons from three birth cohorts (1942, 1949, and 1955).

Note: The files are contact-by-contact data files, that is, the contact (not the person) is the unit of analysis. Each contact becomes a record. There can be multiple records (contacts) per individual. Each individual is identified by the variable called UID (Unique Identification Number).

Extent of collection: 2 data files

Card image data format

Part 1

Interview and police contact

rectangular file structure
15,245 cases
198 variables
80-unit-long record
12 records per case

Part 2

Police contact data

rectangular file structure
15,245 cases
96 variables
80-unit-long record
12 records per case

Related Publication:

Shannon, Lyle

A more precise evaluation of the effects of sanctions.

Sherman, Lawrence W., Patrick R. Gartin, and Michael E. Buerger

Repeat complaint address policing: Two field experiments in Minneapolis, 1985-1987

(ICPSR 9788)

Summary: A leading sociological theory of crime is the "routine activities" approach (Cohen and Felson, 1979). The premise of this theory is that the rate of occurrence of crime is affected by the convergence in time and space of three elements: motivated offenders, suitable targets, and the absence of guardianship against crime. The purpose of this study was to provide empirical evidence for the routine activities theory by investigating criminal data on places. This study deviates from traditional criminology research by analyzing places instead of collectivities as units of spatial analysis. There are two phases to this study. The purpose of the first phase was to test whether crime occurs randomly in space or is concentrated in "hot

spots." Telephone calls for police service made in 1985 and 1986 to the Minneapolis Police Dept. were analyzed for patterns and concentration of repeat calls and were statistically tested for randomness. For the second phase of the study, two field experiments were designed to test the effectiveness of a proactive police strategy called Repeat Complaint Address Policing (RECAP). Samples of residential and commercial addresses that generated the most concentrated and most frequent repeat calls were divided into groups of experimental and control addresses, resulting in matched pairs. The experimental addresses were then subjected to a more focused proactive policing. The purposes of the RECAP experimentation were to test the effectiveness of proactive police strategy, as measured through the reduction in the incidence of calls to the police and, in so doing, to provide empirical evidence on the routine activities theory. Variables in this collection include the number of calls for police service in both 1986 and 1987 to the control addresses for each experimental pair, the number of calls for police service in both 1986 and 1987 to the experimental addresses for each experimental pair, numerical differences between calls in 1987 and 1986 for both the control addresses and experimental addresses in each experimental pair, percentage difference between calls in 1987 and 1986 for both the control addresses and the experimental addresses in each experimental pair, and a variable that indicates whether or not the experimental pair was used in the experimental analysis. The unit of observation for the first phase of the study is the recorded telephone call to the Minneapolis Police Dept. for police service and assistance. The unit of analysis for the second phase is the matched pair of control and experimental addresses for both the residential and commercial address samples of the RECAP experiments. Class IV

Universe: All recorded telephone calls to the Minneapolis Police Dept. between December 15, 1985, and December 15, 1986, that generated a police patrol dispatch, and all addresses in Minneapolis between 1986 and 1987.

Sampling: In the first phase, 323,979 telephone call records were selected by the investigators from all the calls made to the Minneapolis Police Dept.'s computer-aided dispatching system during the period from December 15, 1985, to December 15, 1986, after deleting from the complete pool all calls that did not generate police patrol dispatches, i.e., fire, ambulance, and administrative police records calls. In the second phase, investiga-

tors selected 2,000 addresses with the most calls from the total pool of addresses that generated calls to police. Each address was then labeled as residential or commercial and the lists for these categories were rank-ordered by number of calls. Then the top 250 addresses in each category were identified as RECAP project targets with 125 of these randomly selected as RECAP experimental addresses and the remaining 125 as control addresses.

Extent of collection: 2 data files + machine-readable documentation (text)

Extent of processing: MDATA/ UNDOCCHK.PR

Logical record length data format with SPSS export files

Part 1
Commercial raw data
rectangular file structure
125 cases
9 variables
48-unit-long record
1 record per case

Part 3
Residential raw data
rectangular file structure
125 case
9 variables
46-unit-long record
1 record per case

Documentation machine-readable only

Skogan, Wesley G.


Evaluation of the Impact of Innovative Policing Programs on Social Disorder in Seven Cities in the United States, 1983-1990

(ICPSR 6215) (Diskette D00134)

Summary: This study was designed to permit a "meta-evaluation" of the impact of alternative policing programs on social disorder. Examples of social disorder include bands of teenagers deserting school and congregating on street corners, solicitation by prostitutes and panhandlers, public drinking, vandalism, verbal harassment of women on the street, street violence, and open gambling and drug use. The data used in this study were taken from studies conducted between 1983 and 1990 in seven cities. For this collection, a

CARD 4

PAGE 256



common set of questions was identified and recoded into a consistent format across studies. The studies were conducted using similar sampling and interviewing procedures, and in almost every case used a quasi-experimental research design. For each target area studied, a different, matched area was designated as a comparison area where no new policing programs were begun. Surveys of residents were conducted in the target and comparison areas before the programs began (Wave I) and again after they had been in operation for a period ranging from ten months to two-and-a-half years (Wave II). The data contain information regarding police visibility and contact, encounters with police, victimization, fear and worry about crime, household protection and personal precautions, neighborhood conditions and problems, and demographic characteristics of respondents including race, marital status, employment status, education, sex, age, and income. The policing methods researched included community-oriented policing and traditional intensive enforcement programs.

Universe: Residents aged 19 years and older in the cities of Houston, Texas; Newark, New Jersey; Baltimore, Maryland; Madison, Wisconsin; Birmingham, Alabama; Oakland, California; and Denver, Colorado.

Sampling: The original studies used random sampling.

Note: Many of the variables in this dataset have a high proportion of missing data. This is primarily because not all questions were asked in each of the original studies. The original studies on which this data collection is based include **Reducing fear of crime: Program evaluation surveys in Newark and Houston, 1983-1984** (ICPSR 8496), **Community policing in Baltimore, 1986-1987** (ICPSR 9401), **Modern policing and the control of illegal drugs: Testing new strategies in Oakland, California, and Birmingham, Alabama, 1987-1989** (ICPSR 9962), and two other studies expected to be acquired by ICPSR: "Quality policing in Madison: An evaluation of its implementation and impact," conducted by Mary Ann Wycoff and Wesley G. Skogan, and "Drug enforcement in public housing: Signs of success in Denver," conducted by Sampson Annan and Wesley G. Skogan.

Extent of collection: 1 data file + machine-readable documentation (text) + SAS data definition statements + SPSS data definition statements

Extent of processing: MDATA

Logical record length data format with SAS and SPSS data definition statements

rectangular file structure
8,155 cases
378 variables
397-unit-long record
1 record per case

Related Publications:

Skogan, Wesley G.

"The impact of policing on social disorder" (Final Report). Washington, DC: National Institute of Justice, 1993.

Skogan, Wesley G.

"The impact of community policing on neighborhood residents." In Dennis Rosenbaum (ed.), *Community policing*. Sage Publications, 1994, pp. 167-181.

Documentation machine-readable only

Spelman, William, and Dale K. Brown

Calling the police: Citizen reporting of serious crime, 1979

(ICPSR 8185)

This study was sponsored by the U.S. Dept. of Justice, National Institute of Justice. The grant number is 78-NI-AX-0107.

Summary: This dataset replicates the citizen reporting component of the Kansas City, Missouri Police Dept.'s Response Time Analysis. Information is included on 3,300 reported crime incidents of aggravated assault, motor vehicle theft, burglary, larceny-theft, forcible rape, and robbery. The data cover citizen calls to police between April 21 and December 7, 1979. There are four files to this dataset, one each for Jacksonville, Florida; Peoria, Illinois; Rochester, New York; and San Diego, California. The data are taken from police dispatch records and interviews of citizens requesting police assistance. The variables taken from the dispatch records include the dispatch times, call priority, police travel time, age, sex, and race of the caller, response code, number of suspects, and area of the city in which the call originated. The variables taken from the citizen interviews include respondent's role in the incident (victim, caller, victim-caller, witness-caller), incident location, relationship of caller to victim, number of victims, identification of suspect, interaction with police, and others. There are

approximately 250 variables in this dataset. Each file has a logical record length of 80. Class IV

Stillman, Frances A.

**Concerns of police survivors, 1986:
[United States]**

(ICPSR 9327)

This study was sponsored by the U.S. Dept. of Justice, National Institute of Justice. The grant number is 85-IJ-CX-0012.

Summary: This data collection was designed to assess the impact of line-of-duty deaths of law enforcement officers on their family members in terms of the psychological, emotional, and financial effects. To assess the impact of the traumatic event, a wide variety of clinical and psychiatric measures of psychological disorder were employed. The data are stored in two files. Included in the first file are variables concerning the respondent's personal characteristics such as age, sex, ethnic origin, marital status, educational level, relationship to deceased officer, and employment. Also included are experiences and emotional reactions to the death of the officer and clinical symptoms of psychological distress. The file also offers information on the deceased officer's demographic characteristics such as age at time of death, sex, ethnic origin, educational level, number of times married, and number of years in law enforcement, as well as the date and time of the incident. The second file contains variables on the respondent's relationship with friends and relatives before and after the traumatic event, behavioral changes of survivors' children following the death, financial impacts on survivors, and satisfaction with treatment and responses received from police departments.

Universe: Surviving spouses of police officers killed between November 1982 and February 1986 in the United States.

Restrictions: Data also were collected on the reactions of police department officials, but this file was not made available for archiving. For further information, contact the principal investigator directly.

Extent of collection: 2 data files + machine-readable documentation (text) + SAS data definition statements + SPSS data definition statements + data collection instrument

Extent of processing: CDBK.ICPSR/ DDEF.ICPSR/ MDATA.ICPSR/ RECODE/ SCAN/ UNDOCCHK.ICPSR

Logical record length data format with SAS and SPSS data definition statements

Part 1
Survivor demographic information
rectangular file structure
175 cases
182 variables
248-unit-long record
1 record per case

Part 2
Survivor relationship information
rectangular file structure
175 cases
78 variables
91-unit-long record
1 record per case

Related Publications:

Stillman, F.
"Line-of-duty deaths: Survivor and departmental responses" (research in brief). Washington DC: U.S. Dept. of Justice, National Institute of Justice, 1987.

Stillman, Frances A.
"Psychological responses of surviving spouses of public safety officers killed accidentally or feloniously in the line of duty" (unpublished Ph.D. dissertation). Baltimore, MD: Johns Hopkins University, 1986.

Documentation machine-readable only

Tepin, Linda A.

Keeping the peace: Police discretion and the mentally disordered in Chicago, 1980-1981

(ICPSR 8438)

This study was sponsored by the U.S. Dept. of Justice, National Institute of Justice. The grant number is 81-IJ-CX-4079.

Summary: Data on police-citizen encounters were collected to explore the peace-keeping functions of the police and their handling of encounters with mentally ill persons. The data were gathered through observations by researchers riding in police cars in two Chicago police districts during a 14-month period in 1980-1981. There are two parts to this dataset. First, information was collected once per shift on the general level of activity during the

shift and the observer's perceptions of emotions/attitudes displayed by the police officers he/she observed. Also, information is included for each of the 270 shifts about the personal characteristics, work history, and working relationships of the police officers observed. The second part of the dataset contains detailed information on each police-citizen encounter including its nature, location, police actions and/or responses, citizens involved, and their characteristics and behavior. A unique and consistent shift identification number is attached to each encounter so that information about police officer characteristics from the first ("shift-level") part of the dataset may be matched with the second ("encounter-level") part. There are 1,382 police-citizen encounters involving 2,555 citizens in this collection, and the data reside in two files. There are three cards per case in the Shift Level Data File and sixteen cards per case in the Encounter Level Data File. Missing data were recoded to 9's by the Principal Investigator and can mean either actual missing data or unknown or inapplicable data. The logical record length of both files is 80 characters. Class IV

Uchida, Craig D., and Laure W. Brooks

Violence against police: Baltimore County, Maryland, 1984-1986

(ICPSR 9347)

This study was sponsored by the U.S. Dept. of Justice, National Institute of Justice. The grant number is 86-IJ-CX-0022.

Summary: This data collection examines individual and situational characteristics of nonfatal assaults on police officers in the Baltimore County Police Dept. In the assault data, variables include (1) information on the officer such as age, race, sex, height, weight, education, rank, assignment, years of experience, weapon, and injury sustained, (2) information on the offender(s) such as age, race, sex, height, weight, weapon, injury sustained, and arrest status, and (3) information on the actual situation and incident itself such as type of call anticipated, type of call encountered, type of location, numbers of persons present (by role, e.g., assaulter, nonassaulter, complainant), type of initial officer action, actions of suspect before assault, sobriety/drug use by suspects, and final disposition. The calls for service data were collected to provide an indication of the frequency of various types of calls. In these data, variables include time of call, initial call category, disposition code, and sheet ID. Class IV

Universe: All calls for service in Baltimore County, Maryland, from 1984 through 1986.

Sampling: For the Calls for Service Data file an activity sample was based on calls for police services that were received between January 1, 1987, and March 31, 1987. From this 90-day period, 14 days of calls were randomly selected.

Extent of collection: 2 data files

Logical record length data format

Part 1

Assaults data

rectangular file structure

1,550 cases

110 variables

468-unit-long record

1 record per case

Part 2

Calls for service data

rectangular file structure

15,916 cases

4 variables

80-unit-long record

1 record per case

Related Publication:

Uchida, C.D., and L.W. Brooks

"Violence against the police: Assaults on Baltimore County police officers." Unpublished Final Report submitted to the National Institute of Justice, College Park, MD: University of Maryland, 1988.

Uchida, Craig D., and Timothy S. Bynum

Effects of "United States vs. Leon" on police search warrant practices, 1984-1985

(ICPSR 9348)

This study was sponsored by the U.S. Dept. of Justice, National Institute of Justice. The grant number is 85-IJ-CX-0015.

Summary: This data collection examines the impact of the Supreme Court decision in "United States vs. Leon" on police search warrant applications in seven jurisdictions. For this collection, which is one of the few data collections currently available for the study of warrant activities, data were gathered from search warrant applications filed during a three-month period before the Leon decision and three months after it. Each warrant

application can be tracked through the criminal justice system to its disposition. The file contains variables on the contents of the warrant such as rank of applicant, specific area of search, offense type, material sought, basis of evidence, status of informants, and reference to good faith. Additional variables concern the results of the warrant application and include items such as materials seized, arrest made, cases charged by prosecutor, type of attorney, whether a motion to suppress the warrant was filed, outcomes of motions, appeal status, and number of arrestees.
Class IV

Universe: All search warrants filed in the United States in 1984 and 1985.

Extent of collection: 7 data files

Card image data format

Part 1
Jurisdiction of river
rectangular file structure
237 cases
235 variables
80-unit-long record
4 records per case

Part 2
Jurisdiction of mountain
rectangular file structure
87 cases
235 variables
80-unit-long record
4 records per case

Part 3
Jurisdiction of plains
rectangular file structure
302 cases
235 variables
80-unit-long record
4 records per case

Part 4
Jurisdiction of border
rectangular file structure
312 cases
235 variables
80-unit-long record
4 records per case

Part 5
Jurisdiction of hill
rectangular file structure
258 cases
235 variables
80-unit-long record
4 records per case

Part 6
Jurisdiction of forest
rectangular file structure
209 cases
235 variables
80-unit-long record
4 records per case

Part 7
Jurisdiction of harbor
rectangular file structure
735 cases
235 variables
80-unit-long record
4 records per case

Related Publications:

Uchida, C.D., T. Bynum, D. Rogan, and D. Murasky

"Acting in good faith: The effects of United States vs. Leon on the police and courts." *Arizona Law Review* 30 (1988), 467-495.

Uchida, C.D., T. Bynum, D. Rogan, and D. Murasky

"The effects of United States vs. Leon on the police search warrant practices" (Research in Action, NCJ 106630). Washington, DC: National Institute of Justice, 1987.

Uchida, Craig D., Brian Forst, and Sampson O. Annan

Modern policing and the control of illegal drugs: Testing new strategies in Oakland, California, and Birmingham, Alabama, 1987-1989

(ICPSR 9962) (Diskette D00119)

Summary: These data were collected in Oakland, California, and Birmingham, Alabama, to examine the effectiveness of alternative drug enforcement strategies. A further objective was to compare the relative effectiveness of strategies drawn from professional- versus community-oriented models of policing. The professional model emphasizes police responsibility for crime control, whereas the community model stresses the importance of a police-citizen partnership in crime control. At each site, experimental treatments were applied to selected police beats. The Oakland Police Dept. implemented a high-visibility enforcement effort consisting of undercover buy-bust operations, aggressive patrols, and motor vehicle stops, while the Birmingham Police Dept. engaged in somewhat less visible buy-busts and sting operations. Both departments attempted a community-oriented

approach involving door-to-door contacts with residents. In Oakland, four beats were studied: One beat used a special drug enforcement unit, another used a door-to-door community policing strategy, a third used a combination of these approaches, and the fourth beat served as a control group. In Birmingham, three beats were chosen: Drug enforcement was conducted by the narcotics unit in one beat; door-to-door policing, as in Oakland, was used in another beat; and a police substation was established in the third beat. To evaluate the effectiveness of these alternative strategies, data were collected from three sources. First, a panel survey was administered in two waves on a pre-test/post-test basis. The panel survey data addressed the ways in which citizens' perceptions of drug activity, crime problems, neighborhood safety, and police service were affected by the various policing strategies. Second, structured observations of police and citizen encounters were made in Oakland during the periods the treatments were in effect. Observers trained by the researchers recorded information regarding the roles and behaviors of police and citizens as well as police compliance with the experiment's procedures. And third, to assess the impact of the alternative strategies on crime rates, reported crime data were collected for time periods before and during the experimental treatment periods, both in the targeted beats and city-wide. Class III

Universe: For the panel surveys, the universe consisted of residents, 18 years and older, residing in the target beats. In Oakland, the sample of structured observations was drawn from a universe of Special Duty Unit 3 patrols conducted during the treatment period.

Sampling: A random sample was used to select respondents for Wave I of the panel surveys. This resulted in 787 and 580 respondents in Oakland and Birmingham, respectively. Wave II panel members were the Wave I respondents reduced by attrition. Wave II respondents totaled 506 and 438 for Oakland and Birmingham, respectively. Police patrols were selected for observation on a judgmental basis. In Oakland, 82 out of 220 (37 percent) Special Duty Unit 3 tours were observed. The crime data cover reported crime during the periods January 1987–April 1989 and January 1987–September 1989 for Oakland and Birmingham, respectively.

Extent of collection: 9 data files + machine-readable documentation (text) + SAS data definition statements + SPSS data definition statements + data collection instruments + SPSS program files

Extent of processing: RECODE/ MDATA/ UNDOCCHK.ICPSR

Logical record length data format with SAS and SPSS data definition statements

Part 1
Birmingham Wave I data
rectangular file structure
580 cases
190 variables
264-unit-long record
1 record per case

Part 2
Birmingham Wave II data
rectangular file structure
438 cases
209 variables
313-unit-long record
1 record per case

Part 3
Birmingham selected questions, Waves I and II
rectangular file structure
411 cases
307 variables
593-unit-long record
1 record per case

Part 4
Birmingham crime and arrest data
rectangular file structure
2,223 cases
54 variables
172-unit-long record
1 record per case

Part 5
Oakland Wave I
rectangular file structure
787 cases
197 variables
297-unit-long record
1 record per case

Part 6
Oakland Wave II
rectangular file structure
506 cases
233 variables
319-unit-long record
1 record per case

Part 7
**Oakland selected questions,
Waves I and II**
rectangular file structure
484 cases
280 variables
406-unit-long record
1 record per case

Part 8
**Oakland police-citizen encounters
with no arrests**
rectangular file structure
130 cases
43 variables
77-unit-long record
1 record per case

Part 9
**Oakland police-citizen encounters
with arrests**
rectangular file structure
353 cases
129 variables
337-unit-long record
1 record per case

Documentation machine-readable only

Van Duizend, Richard, L. Paul Sutton, and
Charlotte A. Carter

**Search warrant procedures in seven
cities, 1984: [United States]**
(ICPSR 8254)

This study was sponsored by the U.S. Dept.
of Justice, National Institute of Justice. The

grant numbers are 80-IJ-CX-0089 and 80-IJ-
CX-0086.

Summary: These data were collected by the
National Center of State Courts in seven un-
named cities. Court cases were identified in
one of three ways: (1) observation during real-
time interviews; (2) court records of historical
cases. The variables in this dataset include
the rank of the law enforcement officer apply-
ing for the warrant; the type of agency apply-
ing for the warrant; general object of the
search requested; specific area to be searched;
type of crime being investigated; central of-
fense named in the warrant; evidence upon
which the warrant application is based; and
disposition of the warrant application. The
data contain 128 variables, and have a logical
record length of 80 characters. The data file
has 8,352 records. There is also a file of
SPSS data definition statements. Class IV

SEE ALSO...

The following data collections contain informa-
tion related to topics covered in this chapter.
For full descriptions of these studies, consult
the chapters indicated.

Davis, Robert C., Barbara E. Smith, and
Susan W. Hillenbrand. **Reporting of drug-
related crimes: Resident and police per-
spectives in the United States, 1988-1990**
(ICPSR 9925) See XIV. Drug use and crime

Triplett, Ruth, et al. **City police expenditures,
1946-1985: [United States]** (ICPSR 8706)
See VII. Criminal justice system

XIII. Victimization

Bureau of Justice Statistics,
U.S. Dept. of Justice

Commercial victimization surveys, 1973-1975 [United States]: Cities sample

(ICPSR 8002)

Commercial victimization surveys, 1973-1977 [United States]: National sample

(ICPSR 8003)

The Commercial Victimization Surveys were collected as a component of the larger National Crime Surveys. These surveys were conducted by the U.S. Bureau of the Census for the Bureau of Justice Statistics. Their purpose was to obtain current and reliable measures of serious crime in the United States by relying on the public for information, not law enforcement agencies.

These surveys focus on two crimes relative to business establishments, burglary and robbery. All types of business establishments are included in the survey; political, cultural, and religious organizations. Each month one-sixth of the establishments in the sample were interviewed. Thus, six months are necessary to enumerate a full sample. During interviews, businesses were asked to report victimizations which occurred during the six-month reference period prior to the month of interview. Interviews included questions about business characteristics such as form of ownership, size and type of business, and presence or absence of security measures. Screening questions were used to establish the occurrence of any incidents of burglary or robbery. For reported incidents, detailed information was obtained.

The Cities Sample includes data for 26 cities. Interviews were conducted between 1972 through 1975. The data are fixed-length with a total of 119,301 cases. The logical record length of both the business records and the

incident records is 181. There are 172 variables and 39 files.

The National Sample data collection has 18 files. The total number of cases is 188,271. The data are fixed-length with a logical record length of 230 characters. There are a total of 203 variables. Class II

Bureau of Justice Statistics,
U.S. Dept. of Justice

National crime surveys

The National Crime Surveys (NCS) series was designed to achieve three primary objectives: to develop detailed information about the victims and consequences of crime, to estimate the number and types of crimes not reported to police, and to provide uniform measures of selected types of crime. All persons in the United States twelve years of age and older were interviewed in each household sampled. Each respondent was asked a series of screen questions to determine if he or she was victimized during the six-month period preceding the first day of the month of the interview. Screen questions cover the following types of crimes, including attempts: rape, robbery, assault, burglary, larceny, and motor vehicle theft. The data include type of crime; severity of the crime; injuries or losses; time and place of occurrence; medical expenses incurred; number, age, race, and sex of offender(s); and relationship of offender(s) to the victim (stranger, casual acquaintance, relative, etc.). Demographic information on household members includes age, sex, race, education, employment, median family income, marital status, and military history. A stratified multistage cluster sample technique was employed, with the person-level files consisting of a full sample of victims and a ten percent sample of nonvictims for up to four incidents. The NCS data are organized by collection quarter, and six quarters comprise an annual file. For example, for a 1979 file, the four quarters of 1979 are included as well as

the first two quarters of 1980. The collections have been processed to Class I standards unless otherwise noted. (See also Christopher A. Innes, **National crime surveys extract: Personal crime longitudinal files, 1976–1982: Assault victim experiences** [ICPSR 8315], and **National crime surveys extract: Personal crime longitudinal files, 1976–1982: Victim and nonvictim responses** [ICPSR 8315]; and Sharon L. Lohr and Mark R. Conaway, **National crime surveys longitudinal file, 1988–1989: [selected variables]** [ICPSR 6063], later in this chapter.)

National crime surveys: Reverse record check studies: Washington, DC, San Jose, and Baltimore, 1970–1971
(ICPSR 8693)

Summary: These surveys were part of a series of pretests administered during the early 1970s to reveal problems associated with conducting a nationwide study on victimization, the National Crime Surveys. They were done to determine the most effective reference period to use when questioning respondents in order to gain the fullest and most reliable information, to measure the degree to which respondents move incidents occurring outside the reference period into that period when questioned, and to explore the possibility of identifying incidents by a few broad general questions as opposed to a series of more specific probing questions. Class IV

Universe: Part 1: All crime victims in San Jose during 1970. Part 2: All crime victims in Baltimore in 1970. Part 3: All crime victims in Washington, DC in 1970.

Sampling: Part 1: A probability sample of personal victims of crimes was selected from official police reports. Victims were chosen to provide uniform representation over 12 months on robbery, burglary, rape, assault, and larceny. Part 2: Five hundred victims were identified from official police records and represented four crimes: assault, robbery, larceny, and burglary, from five recall time periods. Part 3: Six hundred victims were identified from official police records and represented four crimes: assault, robbery, larceny, and burglary.

Extent of collection: 3 data files

Logical record length data format

Part 1
San Jose pilot study
hierarchical file structure
395 cases
450 variables
9,236-unit-long record
1 record per case

Part 2
Baltimore study
hierarchical file structure
360 cases
450 variables
1,540-unit-long record
1 record per case

Part 3
Washington, DC study
hierarchical file structure
326 cases
450 variables
1,030-unit-long record
1 record per case

National crime surveys: Cities, 1972–1975

(ICPSR 7658)

Interviews were administered to different samples in 1972 and 1975 in Atlanta, Baltimore, Cleveland, Dallas, Denver, Newark, Portland, and St. Louis. In 1973 and 1975 interviews were conducted in Chicago, Detroit, Los Angeles, Philadelphia, and New York. In 1974 only, interviews were conducted in Boston, Buffalo, Cincinnati, Houston, Miami, Milwaukee, Minneapolis, New Orleans, Oakland, Pittsburgh, San Diego, San Francisco, and Washington, DC. For each year, the data are organized by city into 39 separate datasets. Each dataset is hierarchically structured in three levels. There are 43 variables for an average of 6,028 households, 38 variables for an average of 9,039 persons, and 199 variables for an average of 3,138 incidents per city per year. The person-level subset was created in order to provide users with a file which is easier to work with but which preserves the characteristics of the Cities Sample data. In creating this person-level file, a full sample of victims and a 10-percent sample of nonvictims for up to four incidents was employed. Thus, a maximum of four incidents per victim have been retained in the subset file; the remainder of the incidents were dropped from the file. In the entire Cities Sample, approximately 97 percent of the respondents in each quarter report four or fewer incidents. These data are in a rectangular, or

flattened, file so that for each incident retrieved for a respondent all of the variables in the incident record are repeated as many times as there are incidents. For respondents with fewer than four incidents, the incident record variables will contain missing data where incidents did not occur. There is one subset file for each of the 26 cities represented in the Complete Cities Sample. The person-level files are appropriate for the analysis of victims or personal victimizations. The data contain 877 variables. As part of its quality control procedures, ICPSR undertook a study using this data collection to determine whether it could replicate published figures from Bureau of Justice Statistics (BJS) publications. Based on results of the analysis, ICPSR concluded that the BJS datasets accurately represent published figures. The replication study was done on the crime of robbery and used figures from the three publications identified in Appendix E of the documentation for this collection. Results of comparisons of dataset-derived estimates with published estimates are now include in Appendix F. An attitude supplement subsample from this survey is available as **National crime surveys: Cities attitude sub-sample, 1972-1975 (ICPSR 7663). Class I**

National crime surveys: National sample, 1973-1983

(ICPSR 7635)

Summary: Incident-level extract files are available to provide users with a file that is easy to manipulate. The incident-level datasets contain each incident record that appears in the full sample file, the victim's person record, and the victim's household information. As expected, these data include person and household information for incidents only. Subsetted person-level files also are available. All of the variables for victims are repeated for a maximum of four incidents per victim. There is one person-level subset file for each interview quarter of the complete National Sample from 1973 to 1980.

Note: (1) Parts 101-110 are hierarchically structured into multiple levels. For the 1973-1977 files, the hierarchy is three levels: household, person, and incident. For the 1978-1982 files, the hierarchy is four levels: header record, household, person, and incident. There are 103 variables for an average of 35,000 households per quarter, 102 variables for an average of 65,000 persons per quarter, and 310 variables for an average of

8,000 incidents per quarter. (2) An expanded introductory section has been added to this data collection to explain hierarchical datasets, rate estimating procedures, and standard error estimating procedures. Additional information on the sample also is provided.

Extent of collection: 51 data files + machine-readable documentation

Logical record length and OSIRIS data formats

Parts 1-10
1973-1982, incident level
rectangular file structure
26,229 to 32,747 cases per part
337 variables
549-unit-long record
1 record per case

Part 41
1973-1982, incident level:
Concatenated file
rectangular file structure
298,766 cases
337 variables
549-unit-long record
1 record per case

Parts 50-53
1973 person level, first through fourth interview quarters, all victims, 10 percent nonvictims, for up to four incidents
rectangular file structure
6,167 to 13,989 cases per part
935 variables
1,381-unit-long record
1 record per case

Parts 54-57
1974 person level, first through fourth interview quarters, all victims, 10 percent nonvictims, for up to four incidents
rectangular file structure
11,950 to 12,839 cases per part
935 variables
1,381-unit-long record
1 record per case

Parts 58-61
1975 person level, first through fourth interview quarters, all victims, 10 percent nonvictims, for up to four incidents
rectangular file structure
12,405 to 12,948 cases per part
935 variables
1,381-unit-long record
1 record per case

Parts 62–65

1976 person level, first through fourth interview quarters, all victims, 10 percent nonvictims, for up to four incidents
rectangular file structure
12,533 to 12,966 cases per part
935 variables
1,381-unit-long record
1 record per case

Parts 66–69

1977 person level, first through fourth interview quarters, all victims, 10 percent nonvictims, for up to four incidents
rectangular file structure
12,673 to 12,824 cases per part
935 variables
1,381-unit-long record
1 record per case

Parts 70–73

1978 person level, first through fourth interview quarters, all victims, 10 percent nonvictims, for up to four incidents
rectangular file structure
10,061 to 12,158 cases per part
935 variables
1,381-unit-long record
1 record per case

Parts 74–77

1979 person level, first through fourth interview quarters, all victims, 10 percent nonvictims, for up to four incidents
rectangular file structure
9,395 to 11,799 cases per part
935 variables
1,381-unit-long record
1 record per case

Part 78

1980 person level, first interview quarter, all victims, 10 percent nonvictims, for up to four incidents
rectangular file structure
11,000 cases
935 variables
1,381-unit-long record
1 record per case

Part 80

1980 person level, second interview quarter, all victims, 10 percent nonvictims, for up to four incidents
rectangular file structure
11,325 cases
935 variables
1,381-unit-long record
1 record per case

Parts 101–110

1973–1982 full files
hierarchical file structure

Documentation machine-readable only

National crime surveys: National sample, 1979–1987 [revised questionnaire]

(ICPSR 8608)

Note: The first seven files described below are hierarchically structured with four levels: the first level, the household ID, has a logical record length of 54 characters and contains eight variables. The second level, the household, has a logical record length of 204 with 89 variables. The third or person level has a logical record length of 142 and 57 variables, and the final level, the incident level has a logical record length of 481 and 327 variables. The person-level files contain data on all victims with a maximum four incidents each, and a 10 percent sample of nonvictims. The unit of analysis is the victim. The subset of rape cases includes attempts and completed rapes. Users of the incident-level, person-level, or rape subsets should refer to the codebook documenting the full files for appropriate codes for each variable. Parts 1–7, 17, and 19 are no longer compatible with OSIRIS. These files are compatible with SPSS and SAS.

Extent of collection: 29 data files + machine-readable documentation (text) + SPSS data definition statements + SAS data definition statements + data collection instrument + OSIRIS dictionaries

Extent of processing: UNDOCCHK/ICPSR/CONCHK/ICPSR/RECODE/MDATA

OSIRIS and logical record length data formats with SAS and SPSS data definition statements

Parts 1–7, 17, 19

1979–1987 full files
hierarchical file structure
household level: 167,375 to 217,814 per part
person level: 290,935 to 392,058 per part
incident level: 25,703 to 43,959 per part

Parts 8–14, 18, 20
1979–1987 incident files
rectangular file structure
17,337 to 28,713 cases per part
473 variables
731-unit-long record
1 record per case

Part 16
1979–1987 incident-level concatenated file
rectangular file structure
216,417 cases
473 variables
731-unit-long record
1 record per case

Parts 21–29
1979–1987 person files
rectangular file structure
41,386 to 59,078 cases per part
1,454 variables
2,078-unit-long record
1 record per case

Part 30
All rape cases, 1979–1987
rectangular file structure
897 cases
473 variables
731-unit-long record
1 record per case

National crime surveys: National sample, 1986–1992 [near-term data]

(ICPSR 8864)

Note: Parts 1–8 of this collection were the original collection quarter files from the Census Bureau, which are not available for public release. The data for the Full Files and the Longitudinal File (Part 40) are hierarchically structured with four levels: Address or Household ID, Household, Person, and Incident. The Address or Household ID and Household levels contain 29,572 to 232,904 records per file. The Address or Household ID level has 5 to 41 variables and a logical record length of 54 to 77 per file. The Household level consists of 91 to 94 variables with a logical record length of 165 to 189 per file. The Person level has 51,762 to 392,547 records, 50 to 55 variables, and a logical record length of 104 to 124 per file. The Incident level contains 4,489 to 35,054 records and 499 to 500 variables, with a logical record length of 609 to 639 per file. Only incidents within the calendar year have been included in the person-level extract files, up to a maximum of four in-

cidents per person. A 10-percent random sample of all persons without incidents also has been included. Persons without incidents also have been bounded by calendar year. Each case or person in the person-level files contains all Household, Person, and Incident variables from the hierarchical Full Files, including variables 2001–2091, 3001–3050, and 4001–4499. Variables 5001–5499, 6001–6499, and 7001–7499 represent the second, third, and fourth incidents. For respondents with fewer than four incidents, the Incident record variables contain missing data codes. The Incident files include information on victims rather than nonvictims. There are three types of Incident files: single-year, concatenated annual, and rape subset. In all three types, an Incident record has been extracted from one of the hierarchical Full Files. These Incident records contain a victim's Household and Person information. Users working with the Person or Incident files should refer to the codebook documenting the hierarchical Full Files for methodological information and appropriate code values.

Extent of collection: 28 data files + machine-readable documentation (text) + SAS data definition statements + SPSS data definition statements + data collection instrument

Extent of processing: UNDOCCHK.ICPSR/MDATA

Logical record length data format with SAS and SPSS data definition statements

Parts 9–10
1986 collection quarters 3–4
hierarchical file structure

Parts 11, 12, 23, 30, 47
1987–1990, 1992 full files
hierarchical file structure

Part 34
1991 full file, with 1980 census weights
hierarchical file structure

Part 42
1991 full file, with 1990 census weights
hierarchical file structure

Parts 13, 14, 24, 31, 48
1987–1990, 1992 incident files
rectangular file structure
9,065 to 19,145 cases per part
640 variables per part
856-unit-long record
1 record per case

Part 36
1991 incident file, with 1980 census weights
rectangular file structure
15,710 cases
640 variables
856-unit-long record
1 record per case

Part 43
1991 incident file, with 1990 census weights
rectangular file structure
15,710 cases
640 variables
856-unit-long record
1 record per case

Part 15
1987–1992 incident-level concatenated file
rectangular file structure
98,389 cases
640 variables
856-unit-long record
1 record per case

Part 45
1987–1991 incident-level concatenated file, 1987–1990 data with 1980 census weights and 1991 data with 1990 census weights
rectangular file structure
89,324 cases
640 variables
856-unit-long record
1 record per case

Part 33
1987–1992 incident-level rape subset
rectangular file structure
365 cases
640 variables
856-unit-long record
1 record per case

Part 46
1987–1991 incident-level rape subset, 1987–1990 data with 1980 census weights and 1991 data with 1990 census weights
rectangular file structure
330 cases
640 variables
856-unit-long record
1 record per case

Parts 17, 18, 25, 32, 49
1987–1992 person, all victims for up to four incidents, 10 percent sample, nonvictims
rectangular file structure
17,555 to 35,971 cases per part
2,137 variables
2,677-unit-long record
1 record per case

Part 38
1991 person, all victims for up to four incidents, 10 percent sample, nonvictims, with 1980 census weights
rectangular file structure
31,695 cases
2,137 variables
2,677-unit-long record
1 record per case

Part 44
1991 person, all victims for up to four incidents, 10 percent sample, nonvictims, with 1990 census weights
rectangular file structure
31,695 cases
2,137 variables
2,677-unit-long record
1 record per case

Part 40
1986–1990 longitudinal file
hierarchical file structure

National crime surveys: National sample of rape victims, 1973–1982
(ICPSR 8625)

Summary: The purpose of this study was to provide an in-depth look at rapes and attempted rapes in the United States. This collection of rape cases was taken from the **National crime survey: National sample, 1973–1983** (ICPSR 7635). The definition of rape in the National Crime Survey includes attempts that involve a verbal threat of rape only. The collection contains variables regarding the characteristics of the crime, such as the setting, the relationship between the victim and offender, the likelihood of injury, and the reasons why rape is not reported to police. Class III

Extent of collection: 2 data files + machine-readable documentation + SPSS data definition statements

OSIRIS data format with SPSS data definition statements

Part 1

Victims file

rectangular file structure
1,236 cases
342 variables
559-unit-long record
1 record per case

Part 2

Nonvictims and other victims file

rectangular file structure
2,523 cases
929 variables
1,391-unit-long record
1 record per case

Related Publication:

Bureau of Justice Statistics
"The crime of rape." Washington, DC:
Bureau of Justice Statistics, 1985.

Documentation machine-readable only

National crime surveys: Redesign data, 1975-1979

(ICPSR 8484)

Summary: These data are a product of the National Crime Surveys Redesign Project. The purpose of the project was to create several different data files from existing public-use National Crime Surveys files. For each crime, information is gathered on the victim's housing unit and household as well as the incident itself. A personal history and interview are also included. Class IV

Note: The victimization files were originally part of the **National crime survey: National sample** (ICPSR 7635). The full longitudinal files and the longitudinal reference period research file each have five levels. The first level, the housing unit, has approximately 40,000 cases. The second level, the household interview, has approximately 50,000 cases. The third level, the person interview history has approximately 110,000 cases. The fourth level, the person interview, has approximately 350,000 cases, and the fifth level, the incident information, has approximately 42,000 cases. The first level of the longitudinal full file has approximately 60 variables and a logical record length of 150. The second level has 350 variables and a logical record length of 827. The third level has 100 variables and a logical record length of 222. The fourth level has 44 variables and a logical record length of 106, and the fifth level has 190 variables and a logical record length of

314. The first level research reference year file has 70 variables and a logical record length of 160. The second level has 470 variables and a logical record length of 900. The third level has 115 variables and a logical record length of 240. The fourth level has 44 variables and a logical record length of 106, and the fifth level has 190 variables and a logical record length of 314.

Extent of collection: 10 data files

Logical record length data format

Parts 1-4

Longitudinal files, Parts 1-4
hierarchical file structure

Parts 5, 6

Incident level, longitudinal files, Parts 1-2
rectangular file structure
88,875 and 81,475 cases
625 variables
1,499-unit-long record
1 record per case

Part 7

Research reference period file
hierarchical file structure

Part 8

All index crimes file
rectangular file structure
70 cases
45 variables
315-unit-long record
1 record per case

Part 9

Burglary data file
rectangular file structure
70 cases
14 variables
60-unit-long record
1 record per case

Part 10

Change scene data file
rectangular file structure
60 cases
15 variables
65-unit-long record
1 record per case

National crime surveys: Victim risk supplement, 1983

(ICPSR 8316)

Summary: This special one-time survey was conducted in conjunction with the larger National Crime Surveys and designed to collect data on noninterviewed and interviewed persons reporting household victimizations. The Supplement was administered in February 1984 for a one-month period in place of the National Crime Surveys. The purpose of the supplement was to collect data on people's lifestyles in order to determine whether certain lifestyles are related to crime victimization. The Victim Risk Supplement is based on five questionnaires used by the Census Bureau for data collection. The first and second questionnaires, VRS-1 and VRS-2, contain basic screen questions and an incident report, respectively. VRS-3, the third questionnaire, was completed for every household member age 12 or older, and it includes questions specifically designed to determine whether a person's life-style at work, home, or during leisure time affects the risk of crime victimization. The interviewers completed the fourth and fifth questionnaires, VRS-4 and VRS-5; they were instructed to answer questions about the respondents' neighborhoods and behavior during the interview. The VRS-3 questionnaire was completed for 25,138 respondents; the VRS-4 for 11,700; and the VRS-5 for 22,990. Class II

Note: The dataset is hierarchical, containing three levels of information within one file: data on the household, data on the persons in that household, and data on the criminal victimizations experienced by members in that household. The hierarchical file has 42,448 records which are broken up as follows: 14,258 household level records, 25,238 person level records, and 2,952 victimization records. The logical record length of the household level portion of the data file is 252. The person level record length is 323, and the victimization level is 470. The data file is variably blocked. There is also a fixed block file. Its contents and structure are identical to the variable blocked data file except that the record lengths of the 3 levels of data have a uniform length of 470. The fixed block hierarchical data file exists for users whose computing facilities cannot handle variable blocked data.

Extent of collection: 1 data file + data dictionary

OSIRIS data format

hierarchical file structure
725 variables
1 record per case

Documentation machine-readable only

National crime surveys: Crime school supplement, 1989

(ICPSR 9394) (Diskette D00041)

Summary: This supplement to the National Crime Surveys was designed to collect data on crime victimization in schools throughout the United States. Student respondents were asked a series of questions to determine their school attendance in the last six months. Other questions concerning their schools were posed including type of school, distance from home, and general attendance and monitoring policies. The data present information on response of school to student violation of rules, accessibility of drugs, and violence in school, including types of violence and student reaction. Other variables cover general violent crimes, personal larceny crimes, and household crimes and offer information on date, time, and place of crime. Class III

Extent of collection: 1 data file + machine-readable documentation (text) + SAS data definition statements + SPSS data definition statements

Extent of processing: MDATA/ UNDOCCHK.ICPSR

Logical record length data format with SAS and SPSS data definition statements

rectangular file structure
15,353 cases
319 variables
536-unit-long record
1 record per case

Documentation machine-readable only

Boyle, John M.

**Fraud victimization survey, 1990:
[United States]**

(ICPSR 9733)

Summary: The fraud victimization survey was administered by telephone to 400 respondents 18 years or older. Screener items were used to determine whether respondents had

been fraud victims. Respondents with victimizations to report were administered the incident report items for up to five fraud incidents. The collection contains two general groups of variables: those pertaining to the individual respondent (Part 1), and those pertaining to the fraud incident (Part 2). Personal information includes basic demographic information (age, race, sex, income) and information about experiences as a victim of crimes other than fraud (robbery, assault, burglary, vehicle theft). Specific questions about fraud victimization experiences distinguished among twenty different types of fraud, including sales of misrepresented products or services, non-delivery of promised work or services, various types of confidence schemes, and fraud relating to credit cards, charities, health products, insurance, investments, or prizes. For each type of fraud the respondent had experienced, a series of questions was asked covering the time, place, and circumstances of the incident, the relationship of the respondent to the person attempting to defraud, the response of the respondent and of other agencies and organizations to the incident, and the financial, psychological, and physical consequences of the victimization experience. Class IV

Universe: All persons in the United States 18 years of age and older.

Sampling: Multistage, stratified, clustered sampling design.

Extent of collection: 2 data files + data collection instrument

Extent of processing: CONCHK.PRV MDATA/ UNDOCCHK.PR

Card image data format

Part 1

Person file

rectangular file structure
400 cases
320 variables
80-unit-long record
6 records per case

Part 2

Incident file

rectangular file structure
260 cases
99 variables
80-unit-long record
2 records per case

Cook, Royer, Barbara Smith, and Adele Harrell

Helping crime victims: Levels of trauma and effectiveness of services in Arizona, 1983-1984

(ICPSR 9329)

This study was sponsored by the U.S. Dept. of Justice, National Institute of Justice. The grant number is 82-IJ-CX-K036.

Summary: This data collection was designed to gauge the impact of a victim assistance program on the behavior and attitudes of victims and to evaluate the program as assessed by police and prosecutors. Program impact was estimated by examining the change in psychological, social, and financial conditions of the victims following the service intervention. Three types of victim service conditions were compared: crisis intervention service, delayed assistance service, and no service. The victim files contain information on the victim's demographic characteristics, various kinds of psychological indicators and stress symptoms following the incident, and respondent's assessments of impacts of victimization on social activity, family, job, and financial conditions. The follow-up files have information on the victims' financial and emotional state some time after the incident. The police files include respondent's personal background, types and frequency of victim-witness services used, and opinions about contacts with police. The prosecutor files include variables relating to personal background and satisfaction with the court system. Class IV

Universe: Victims of the crimes of sexual assault, domestic assault, other assault, robbery, and burglary in Tucson, Arizona during 1983.

Sampling: The sample of 323 victims of sexual assault, domestic assault, other assault, robbery, and burglary consists of two major groups. For the first group 223 victims were selected from victim assistance program records (109 had received immediate crisis intervention services and 114 had received delayed services from the program). A matched control group of 100 victims who had received no program services also was selected. The sample of 148 police officers was drawn randomly, stratified by "team" (the four teams were located in the four geographical quadrants of the city). The survey of 36 deputy county attorneys represented a sample of all prosecutors in the city with the exception

of two prosecutors used for the pretest and three who did not return their questionnaires.

Extent of collection: 26 data files

Card image data format

- Part 1: **Victim, initial interview data**
- Part 2: **Victim background**
- Part 3: **Victim feelings**
- Part 4: **Victim stress**
- Part 5: **Victim social life and family**
- Part 6: **Victim reactions file 1**
- Part 7: **Victim reactions file 2**
- Part 8: **Victim finances**
- Part 9: **Victim assistance**
- Part 10: **Victim crisis**
- Part 11: **Victim direction**
- Part 12: **Victim criminal justice**
- Part 13: **Victim follow-up**
- Part 14: **Victim follow-up feelings**
- Part 15: **Victim follow-up stress**
- Part 16: **Victim social life and family follow-up**
- Part 17: **Victim reactions 1 follow-up**
- Part 18: **Victim reactions 2 follow-up**
- Part 19: **Victim finance follow-up**
- Part 20: **Victim assistance follow-up**
- Part 21: **Police data file 1**
- Part 22: **Police data file 2**
- Part 23: **Police data file 3**
- Part 24: **Prosecutor data file 1**
- Part 25: **Prosecutor data file 2**
- Part 26: **Prosecutor data file 3**

rectangular file structure
35 to 323 cases per part
7 to 36 variables per part
80-unit-long record
1 record per case

Related Publications:

Cook, R., B. Smith, and A. Harrell
"Helping crime victims: Level of trauma and effectiveness of service" (Executive Summary). Washington, DC: National Institute of Justice, 1987.

Smith, B., R. Cook, and A. Harrell
"Evaluation of victim service" (Final Report). Washington, DC: National Institute of Justice, 1986.

Writz, P., and A. Harrell
"Victim and crime characteristics, coping response, and short and long-term recovery from victimization." *Journal of Consulting and Clinical Psychology* 55 (1987), 866-871.

Czaja, Ronald, and Johnny Blair

Evaluating network sampling in victimization surveys in Peoria, Illinois, 1986

(ICPSR 9968)

This study was sponsored by the U.S. Dept. of Justice, National Institute of Justice. The grant number is 85-IJ-CX-0032.

Summary: This data collection evaluates the advantages of network sampling over traditional methods in conducting crime and victimization surveys. Network sampling links population households in specified ways, for reporting purposes, in order to increase the likelihood of locating households with particular characteristics. The investigators conducted a reverse record check survey of victims and a network survey with a random sample of the victims' relatives and close friends. The researchers compared the extent to which crime victims reported their victimization experiences in a general crime and victimization interview and the extent to which a randomly selected relative or close friend of each victim reported the same victimization in the same type of interview. In addition, they examined whether significant reporting differences were evident by type of crime and by various demographic variables. Class IV

Universe: Victims of robbery, burglary, or assault living in the Peoria, Illinois area.

Sampling: The sample was selected using a disproportionate stratified probability sample with systematic random sampling within strata. The stratification was done by type of respondent (victim, network member, or decoy) and by type of victimization (robbery, burglary, or assault). The sample of crime victims was selected from the records of the Peoria, Illinois Police Dept..

Extent of collection: 1 data file + machine-readable documentation (text) + data collection instrument

Extent of processing: MDATA/ UNDOCCHK.PR

Card image data format

rectangular file structure
375 cases
222 variables
80-unit-long record
5 records per case

Documentation machine-readable only

Davis, Robert C.

Providing help to victims: A study of psychological and material outcomes in New York City, 1984-1985

(ICPSR 9479)

This study was sponsored by the U.S. Dept. of Justice, National Institute of Justice. The grant number is 83-IJ-CX-0044.

Summary: This data collection was designed to examine the effectiveness of a New York City agency's attempt to decrease the negative emotions that result from victimization.

The data address the following questions:

(1) To what extent do specific treatments mitigate the negative psychological impact of victimization? (2) Are individuals from a particular demographic group more prone to suffer from psychological adjustment problems following victimization? (3) When victimized, do individuals blame themselves or the situation? (4) Are some crimes more difficult to cope with than others? (5) Does previous victimization affect the likelihood that an individual will have difficulty coping with current as well as future victimization? Data were collected in two waves, with Wave 1 interviews completed within one month of the victimization incident and Wave 2 interviews completed three months after treatment. The effects of three treatments were measured. They included: traditional crisis counseling (which incorporates psychological and material assistance such as food, shelter, cash, etc.), cognitive restructuring (challenges to "irrational" beliefs about the world and one's self used in conjunction with crisis counseling), and material assistance only (no psychological aid provided). A fourth group of victims received no treatment or services. Three standardized psychometric scales were used in the study. In addition to these standardized scales, the initial assessment battery included an index of fear of crime as well as an index that measured behavior adjustment. Another set of measures assessed how victims perceived their experience of victimization and included items on self-blame, selective evaluation, and control. Also included were questions about the crime and precautions taken to guard against future victimization. The follow-up assessment battery was virtually identical to the initial battery, except that questions about services and social support received by the victim were added. The following demographic variables are included in the data: sex, age, marital status, education, income, and race. The unit of analysis was the individual. Class IV

Universe: Victims of crime in New York City during 1984 and 1985.

Extent of collection: 2 data files + SPSS data definition statements

Logical record length data format with SPSS data definition statements

Part 1

Wave I interview data
rectangular file structure
272 cases
136 variables
303-unit-long record
1 record per case

Part 2

Wave II interview data
rectangular file structure
196 cases
110 variables
259-unit-long record
1 record per case

Related Publication:

Davis, Robert C.

"Providing help to victims: A study of psychological and material outcomes" (Executive Summary). New York, NY: Victim Services Agency, 1987.

Davis, Robert C., Madeline Henley, and Barbara Smith

Victim impact statements: Their effect on court outcomes and victim satisfaction in New York, 1988-1990

(ICPSR 9588)

This study was sponsored by the U.S. Dept. of Justice, National Institute of Justice. The grant number is 88-IJ-CX-0004.

Summary: The purpose of this data collection was to assess the effects of victim impact statements on sentencing decisions and on victim satisfaction with the criminal justice system. Victims were randomly assigned to one of three experimental conditions: (1) Victims were interviewed, with an impact statement written and immediately distributed to the prosecutor, defense attorney, and judge on the case, (2) Victims were interviewed to assess impact but no statement was written, and (3) Victims were assigned to a control condition in which there was no interview or statement. Subsequent interviews evaluated

victims' perceptions of their role in the proceedings and their satisfaction with the outcome. Data were also recorded on charges filed against the defendants (both the arraignment and final charges), sentences, and special conditions of sentences. Standard demographic information was gathered as well. The remaining variables fall into two categories. The first category includes questions about the defendant(s) in the case. For all defendants in each case (up to six per victim) the researchers recorded information on the nature and severity of the arraignment charges and final charges, and on the sentence received. Additional information was recorded for the first and second defendants in a case. This included information on special conditions of the sentence such as a drug treatment program or restraining order. Orders to pay restitution were noted. Also recorded was information on the defendant's status with the criminal justice system, including number of prior convictions and number of open cases against the defendant. Finally, whether the Victim Impact Statement appeared in the assistant district attorney's file on the case and whether the statement had been opened were noted. The second category of variables includes information about the victim's reactions to the crime and the criminal justice system. Victims were asked to assess the impact the crime had on them in terms of physical injury, financial losses, psychological effect, and behavioral effect (i.e., changes in behavior resulting from the experience). They were also questioned about their experiences with the criminal justice system. The researchers inquired about their participation in the sentencing decision, their satisfaction with the outcome, and how they felt they had been treated by various court officials. Victims were asked whether they felt that court officials were aware of and were concerned about the effect the crime had on them. They were also asked whether victims should have a greater role in the court proceedings and whether court officials should be aware of victim impact as part of the sentencing procedure. Finally, the researchers investigated whether the victims believed that going to court was a waste of time. Class IV

Universe: Crime victims in New York.

Sampling: The subjects of this study were individuals who had testified before the grand jury at the Supreme Court, New York, between July 1988 and April 1989. The eligible population for inclusion in the study were those who had been victims of robbery, physical assault or attempted homicide, or bur-

glary. Members of this population were randomly assigned to treatment conditions with the resulting distribution: 104 were in the condition in which victim impact statements were prepared, 100 were in the condition for which there was an interview only, and 89 were in the control condition.

Extent of collection: 1 data file + machine-readable documentation

Card image data format

rectangular file structure
293 cases
90 variables
80-unit-long record
3 records per case

Related Publication:
Henley, Madeline, Robert C. Davis,
and Barbara Smith
"The reactions of prosecutors and judges
to victim impact statements." *International
Review of Victimology*.

Documentation machine-readable only

Dutch Ministry of Justice

**International victimization survey,
1988**

(ICPSR 9421)

Summary: This data collection is the longest ongoing series of national surveys conducted by the Dutch Ministry of Justice. The data are collected by the Central Bureau of Statistics for the Ministry of Justice and include variables such as total number of crime experiences, number of persons in the household, sex of the respondent, and number of respondents in the home 16 years of age and older as well as under 16. Crimes covered include motor vehicle theft and damage, motor bicycle theft and damage, bicycle theft and damage, housebreaking, violence, robberies, assaults, and attempts. Victim-offender relationships, crime prevention techniques, and police contact variables are also provided. Household demographic variables include employment, education, income, insurance, and city size. Class IV

Extent of collection: 4 data files + machine-readable documentation + SPSS data definition statements

Logical record length data format

- Part 1
1988 data, sample 2,000
 rectangular file structure
 2,000 cases
 247 variables
 328-unit-long record
 1 record per case
- Part 2
Data list 1988, sample 2,000
 80-unit-long record
- Part 3
Variable list 1988, sample 2,000
 132-unit-long record
- Part 4
1988 data, sample 28,006
 rectangular file structure
 28,006 cases
 280 variables
 372-unit-long record
 1 record per case
- Part 5
Data list 1988, sample 28,006
 80-unit-long record
- Part 6
Variable list 1988, sample 28,006
 132-unit-long record
- Part 7
1988 data, sample 500
 rectangular file structure
 500 cases
 246 variables
 326-unit-long record
 1 record per case
- Part 8
Data list 1988, sample 500
 80-unit-long record
- Part 9
Variable list 1988, sample 500
 132-unit-long record
- Part 10
Data list 1988, weight 500
 80-unit-long record
- Part 11
Weight data 1988, sample 500
 rectangular file structure
 500 cases
 6 variables
 41-unit-long record
 1 record per case

Documentation machine-readable only

Ehrlich, Howard J., and Barbara E.K. Larcom

Prejudice and violence in the American workplace, 1988-1991: Survey of an eastern corporation

(ICPSR 6135) (Diskette D00118)

Summary: This study was conducted to examine the nature and extent of prejudice-based mistreatment of employees in the workplace. The researchers investigated the effects of mistreatment on employees' psychological well-being, interpersonal relationships, and perceptions of the work environment. Personal interviews were conducted with 327 first-line workers at an American corporation in the middle Atlantic states to determine workers' experiences of violence, discrimination, and prejudice and their responses to such victimization. Three dimensions of victimization were explored: personal victimization, prejudiced victimization, and co-victimization. Self-reported symptoms of post-traumatic stress were identified. Data were also collected to ascertain job satisfaction and job autonomy and to determine if these factors mitigate the effects of mistreatment. Demographic information includes age, race, sex, income, education, marital status, ethnicity, religion, handicap, and sexual orientation. The company involved in the research has been kept anonymous. Class III

Universe: Employees at the two largest work sites of a corporation in the middle Atlantic states.

Sampling: Individuals were selected for the study through cluster sampling. Workers were randomly selected from the company's two largest work sites. Personnel records were reviewed to identify each individual's co-workers. The researchers attempted to interview the selected individual and all of her/his coworkers.

Extent of collection: 1 data file + machine-readable documentation (text) + SAS data definition statements + SPSS data definition statements + data collection instrument

Extent of processing: MDATA/ RECODE/ UNDOCCHK.ICPSR

Logical record length data format with SAS and SPSS data definition statements and SPSS export file

rectangular file structure
327 cases
305 variables
424-unit-long record
1 record per case

Documentation machine-readable only

Gelles, Richard J., and Murray A. Straus

Physical violence in American families, 1985

(ICPSR 9211)

Summary: Data were collected in this follow-up survey to compare estimates of the incidence of intrafamily physical violence with estimates obtained in an earlier survey, **Physical violence in American families, 1976** (ICPSR 7733). The main component of this survey design was a national cross-sectional survey of adults in the United States who either (1) were currently married or living together, (2) were single parents with children under 18 in the household, or (3) had been married or had lived with a partner of the opposite sex within the past two years. Approximately two-thirds of American households met one of these three qualifications at the time of the survey. Another objective of the survey was to generate comparisons of the incidence of intrafamily physical violence by race and ethnicity. Variables in this data collection include the number of couples, single parents, and children in the household, respondent's race, ethnicity, sex, age, and marital status, number of persons in the household previously married, years lived in the community, and employment/occupation information. Class IV

Universe: Adults and children under 18 in American families.

Sampling: The initial stage of sample construction required the development of a national area probability sample based upon the distribution of the adult population of the United States. Non-Hispanic Blacks, Hispanic Blacks, and non-Black Hispanics were oversampled.

Extent of collection: 1 data file + machine-readable documentation (text) + SAS data definition statements + SPSS data definition statements

Extent of processing: MDATA/ RECODE/
UNDOCCHK.ICPSR

Logical record length data format with SAS and SPSS data definition statements

rectangular file structure
6,002 cases
609 variables
981-unit-long record
1 record per case

Related Publications:

Gelles, Richard J., and Murray A. Straus *Intimate violence*. New York, NY: Simon and Schuster, 1988.

Straus, Murray A., and Richard J. Gelles *Physical violence in American families: Risk factors and adaptations to violence in 8,145 families*. New Brunswick, NJ: Transaction Books, 1989.

Documentation machine-readable only

Groves, Robert M.

National crime surveys redesign data: Peoria record check study

(ICPSR 8669)

Summary: The purpose of this study was to measure criminal activity in the United States based on survey reports of crime victims. In the study two different questionnaire forms were used in order to assess which provided better responses. One form was very lengthy and asked detailed questions about each household, person, and incident. The second form was much shorter and asked very generalized questions. The data collection was an attempt to find alternative methods of sampling, interviewing, designing questionnaires, managing data, and reporting results. Detailed information is provided on household characteristics and other characteristics of the respondents, as well as on crime incidents, including burglary, vandalism, assault, and rape. Class IV

Universe: All persons in the United States 12 years of age and older.

Sampling: Combination of sample from police record system and random-digit dialed sample.

Note: For reasons of confidentiality, ICPSR has masked several variables.

Extent of collection: 6 data files

Logical record length data format

Part 1

Record check 1, person-level data

rectangular file structure

2,077 cases

approx. 2,322 variables

3,447-unit-long record

1 record per case

Part 2

Record check 1, incident-level data

rectangular file structure

2,675 cases

approx. 162 variables

240-unit-long record

1 record per case

Part 3

Record check 2, screener data

rectangular file structure

1,097 cases

approx. 378 variables

703-unit-long record

1 record per case

Part 4

Record check 2, incident-level data

rectangular file structure

1,332 cases

approx. 326 variables

388-unit-long record

1 record per case

Part 5

National sample, current data

rectangular file structure

654 cases

approx. 405 variables

816-unit-long record

1 record per case

Part 6

National sample, experimental data

rectangular file structure

767 cases

approx. 432 variables

907-unit-long record

1 record per case

Heron, Jolene C., and Brian Forst

Criminal justice response to victim harm in the United States, 1981

(ICPSR 8249)

This study was sponsored by the U.S. Dept. of Justice, National Institute of Justice. The grant number is 82-IJ-CX-0009.

Summary: This data collection examines the effects of victim harm on decisions regarding arrest, prosecution, and sentencing and the effect of these decisions on the victim's perception of the criminal justice system. Five types of offenses were studied: homicide, sexual assault, burglary, robbery, and aggravated assault. The victim file contains information on personal characteristics, results of victimization, involvement in case processing, use of victim assistance service, satisfaction with case outcomes, and opinions about the court system. The police file information includes personal background, screening recommendations on scenario cases, communications with victims, and opinions about the role of victims in the criminal justice system. The prosecutor file contains variables on personal background, screening decisions on the scenario cases, sentencing recommendations on the scenarios, contacts with victims, and opinions about the role of victims in the criminal justice system. Data are supplied in the judge file on personal background, sentencing recommendations on the scenario cases, communications with victims, sources of information regarding victim harm, and opinions about the role of victims in the criminal justice system. Class IV

Universe: Population of victims and criminal justice officials in the United States.

Sampling: Eight sites were selected to represent regional variation in population size and types of victim services offered. The victim sample was a systematic sample selected from 1981 prosecutor files. Every tenth case up to 150 cases were taken from each site. Responses from criminal justice officials were obtained through convenience samples of police officers, prosecutors, and judges all of whom were experienced with the five target offenses.

Extent of collection: 4 data files

Logical record length data format

Part 1

Victim file

rectangular file structure

392 cases

67 variables

268-unit-long record

1 record per case

Part 2
Police file
rectangular file structure
111 cases
66 variables
317-unit-long record
1 record per case

Part 3
Prosecutor file
rectangular file structure
101 cases
73 variables
380-unit-long record
1 record per case

Part 4
Judge file
rectangular file structure
48 cases
52 variables
278-unit-long record
1 record per case

Related Publication:
Hemon, Jolene C., and Brian Forst
"The criminal justice response to victim
harm." Washington, DC: National Institute
of Justice, 1984.

Home Office Research and Planning Unit
British crime survey, 1982
(ICPSR 8672)

Summary: The primary purpose of the British Crime Survey was to estimate how many of the public in England and Wales are victims of selected types of crime over a year, describing the circumstances under which people become victims, and the consequences of crime for victims. Other aims included providing background information on fear of crime among the public and on public contact with the police. Respondents were asked a series of screening questions to establish whether or not they or their households had been victims of relevant crimes during the one-year reference period. They were then asked a series of very detailed questions about the incidents they reported. Basic descriptive background information on respondents and their households was collected to allow analysis of the sorts of people who do and do not become victims. Information was also collected on other areas which were of intrinsic interest and which could usefully be related to experience as a victim, namely,

fear of crime, contact with the police, lifestyle, and self-reported offending. Class IV

Universe: People aged 16 and over living in private households in England and Wales and whose addresses appear in the electoral registers.

Sampling: Multistage probability sample using electoral registers as the frame.

Note: This collection offers three distinct representations of British Crime Survey data. They are Parts 1-3, Part 4, and Part 5. Part 1 consists of data captured on the Main Questionnaire. Part 2 represents data from the Victim Form. Part 3 consists of data collected via the Follow up Questionnaire. Parts 1-3 are documented with SPSS data definition statements and the nonnumeric codes "-1" and "-2" are used to represent missing data. Part 4 is a hierarchically structured file consisting of 5 cards per respondent containing data from the Main Questionnaire (approximately 188 variables), followed by 5 cards per Victim Form (approximately 290 variables) for up to four Victim Forms per respondent, followed by 5 cards containing data from the Follow-Up Questionnaire (approximately 230 variables). Only respondents reporting incidents of victimization have Victim Forms. The Follow-Up Questionnaire was administered to all respondents reporting incidents of victimization and to two in five other respondents. Part 5 is identical to Part 4 except that it has been "padded" by inserting blank cards so that there are thirty 80-column cards for each respondent. The codebook describes Parts 4 and 5 only. Hardcopy documentation describes interviews with 5,031 people in Scotland, however, data for Scotland are not included in this dataset.

Home Office Research and Planning Unit
British crime surveys, 1984
(ICPSR 8685)

Summary: In 1982 the Home Office conducted the first British Crime Survey, a major study with the aim of discovering levels of victimization in Britain, and of producing attitudinal data on issues relating to crime. The survey was repeated in 1984 and was restricted to England and Wales whereas the previous study had included Scotland. The survey set out to replicate the previous one as far as possible. Other than questions having to do with victimization and basic demographic

details, the topics covered in the questionnaire were: general opinion of the local area, fear of crime and precautions taken, likelihood of crime occurring, extent of "incivilities" in the area, seriousness of various crimes, attitudes towards punishment and prison reform, victim support schemes, neighborhood watch schemes, and self-reported offending. Class IV

Universe: In England and Wales, people aged 16 and over, living in private accommodations.

Sampling: Stratified sample based on residency.

Extent of collection: 1 data file

Card image data format

rectangular file structure
11,030 cases
188 variables
80-unit-long record
16 records per case

Great Britain Home Office Research and Planning Unit

British crime survey, 1988

(ICPSR 9850)

Summary: This 1988 survey, the third in a series of surveys instituted by the Home Office in 1982, examines levels of victimization in Great Britain and offers attitudinal data on issues relating to crime. The 1988 survey was intended to replicate the 1982 and 1984 surveys (ICPSR 8672 and 8685) as much as possible. However, in 1988 an additional sample of ethnic minority respondents was included. Respondents were asked a series of screening questions to establish whether they had been the victims of crime during the reference period, and another series of detailed questions about the incidents they reported. Basic descriptive background information, such as sex, age, employment, education, and number of children, was also collected on the respondents and their households. Other information was collected on fear of crime, contact with the police, lifestyle, and self-reported offending. Part 1 consists of data captured on the Demographic Questionnaire. Parts 2 and 3 represent data collected via Follow-Up Questionnaire A and Follow-Up Questionnaire B, respectively. Each respondent completed one of the two Follow-Up Questionnaires, with all respondents in the

ethnic minority sample completing Follow-Up Questionnaire B. Part 4 consists of data from the Main Questionnaire. Each respondent completed a Main Questionnaire which included a large number of screening questions to identify crime victims, and some attitudinal questions. Part 5 consists of data collected from the Victim Form. Only respondents reporting incidents of victimization on the Main Questionnaire have Victim Forms, with up to four Victim Forms per respondent. The unit of analysis for this collection is the individual. Class IV

Universe: Individuals aged 16 and over living in private households in England and Wales whose addresses appear in the electoral registers.

Sampling: Multistage probability sample using electoral registers as the frame.

Extent of collection: 5 data files + SAS data definition statements + SPSS data definition statements

Extent of processing: MDATA/ CONCHK.PR/
UNDOCCHK.PR

Logical record length data format with SAS and SPSS data definition statements

Part 1

Demographic file
rectangular file structure
11,741 cases
73 variables
174-unit-long record
1 record per case

Part 2

Follow-up A file
rectangular file structure
5,444 cases
335 variables
694-unit-long record
1 record per case

Part 3

Follow-up B file
rectangular file structure
6,297 cases
369 variables
764-unit-long record
1 record per case

Part 4
Main file
rectangular file structure
11,741 cases
Variables: 213
458-unit-long record
1 record per case

Part 5
Victim file
rectangular file structure
7,831 cases
426 variables
873-unit-long record
1 record per case

Innes, Christopher A.

**National crime surveys extract:
Personal crime longitudinal
files, 1976-1982**

(ICPSR 8315)

The National Crime Surveys (NCS) collect data on personal and household victimization through an ongoing national survey of households and household members. The National Crime Survey program was originally intended to achieve four primary objectives: to develop detailed information about victims and consequences of crime, to estimate the numbers and types of crimes not reported to police, to provide uniform measures of selected types of crimes, and to permit comparisons over time and types of areas. Only data for robbery and assaults are included in this dataset. Items included are time and place of occurrence; injuries suffered; medical expenses incurred; number, age, race, and sex of offender(s); relationship of offender(s) to victim; marital status, employment, military experience, and residency. There are two data files contained in two separate codebooks; one contains data on assault victims and the other contains data for both victims and non-victims. The assault victim file has 5,846 records, each of which has a logical record length of 914 characters; the victim and nonvictim file has 108,245 cases each with a length of 530 characters. (See also the **National Crime Surveys** listed under the U.S. Dept. of Justice, Bureau of Justice Statistics earlier in this chapter.) Class II

Documentation machine-readable only

Koss, Mary P.

**Criminal victimization among women
in Cleveland, Ohio: impact on health
status and medical service usage,
1986**

(ICPSR 9920) (Diskette D00082)

Summary: The impact of criminal victimization on the health status of women is the focus of this data collection. The researchers examined the extent to which victimized women differed from nonvictimized women in terms of their physical and psychological well-being and their use of medical services. The sample was drawn from female members of a health maintenance plan at a worksite in Cleveland, Ohio. Questions used to measure criminal victimization were taken from the National Crime Survey and focused on purse snatching, home burglary, attempted robbery, robbery with force, threatened assault, and assault. In addition, specific questions concerning rape and attempted rape were developed for the study. Health status was assessed by using a number of instruments, including the Cornell Medical Index, the Mental Health Index, and the RAND Corporation test battery for their Health Insurance Experiment. Medical service usage was assessed by reference to medical records. Demographic information includes age, race, income, and education. Class III

Universe: Adult women who were members of a health maintenance plan at a worksite in Cleveland, Ohio, in 1986.

Sampling: Two sampling methods were used. Approximately 20 percent of the female members of the health maintenance plan were contacted by telephone. This resulted in 194 completed personal interviews. To augment the number of victimized women included in the sample, screening surveys were sent to all women health plan members (a total mailing of 5,086 with 2,291 responding), resulting in another 219 completed interviews.

Note: SPSS program files, which enable the user to create new variables and to perform statistical calculations, are provided.

Extent of collection: 2 data files + machine-readable documentation (text) + SAS data definition statements + SPSS data definition statements + data collection instruments + accompanying computer programs

Extent of processing: MDATA

Logical record length data format with SAS and SPSS data definition statements

Part 1

Interview data

rectangular file structure

413 cases

514 variables

711-unit-long record

1 record per case

Part 2

Mail survey data

rectangular file structure

2,291 cases

61 variables

114-unit-long record

1 record per case

Related Publications:

Koss, Mary P., Paul G. Koss, and W. Joy Woodruff

"Deleterious effects of criminal victimization on women's health and medical utilization." *Archives of Internal Medicine* 151 (February 1991), 342-347.

Koss, Mary P., Paul G. Koss, and W. Joy Woodruff

"Relation of criminal victimization to health perceptions among women medical patients." *Journal of Clinical and Consulting Psychology* 58, 2 (1990), 147-152.

Koss, Mary P., W. Joy Woodruff, and Paul G. Koss

"Criminal victimization among primary care medical patients: Prevalence, incidence, and physician usage." *Behavioral Sciences and the Law* 9 (1991), 1-12.

Documentation machine-readable only

Lohr, Sharon L., and Mark R. Conaway

National crime surveys longitudinal file, 1988-1989: [selected variables]

(ICPSR 6063)

Summary: This longitudinal file for the National Crime Surveys (NCS) contains selected variables related to whether a crime was reported to the police for households that responded to the NCS on three consecutive interviews between July 1988 and December 1989 and had experienced at least one criminal victimization during that time period. Variable names, for the most part, are identical to those used in the hierarchical files currently available for the National Crime Surveys (see **National crime surveys: National sample,**

1986-1991 [near-term data] [ICPSR 8864]).

Three new variables were created, and one existing variable was altered. The TIME variable describes whether the interview was the first, second, or third for the household in the period between July 1988 and December 1989. V4410 was recoded to give the most important reason the crime was not reported to the police for all households that responded to questions V4390-V4410. RELNOFF was created from variables V4209-V4267 to reflect the closest relation any offender had to the victim, and INJURE was created from variables V4100-V4107 to indicate minor injury, serious injury, or none at all. The file is sorted by households. Class IV

Universe: The universe for the NCS is all persons aged 12 and older living in households and group quarters in the United States.

Sampling: For the NCS, a stratified multi-stage cluster sampling design was employed. For this longitudinal file, households participating in three NCS interviews and having at least one victimization during the time period July 1988-December 1989 were selected.

Extent of collection: 1 data file + machine-readable documentation (text) + SAS data definition statements + SPSS data definition statements

Logical record length data format with SAS and SPSS data definition statements

rectangular file structure

48,884 cases

118 variables

191-unit-long record

1 record per case

Documentation machine-readable only

Miethe, Terance D.

Testing theories of criminality and victimization in Seattle, 1960-1990

(ICPSR 9741)

Summary: The primary objective of this study was to test criminal opportunity theories of victimization and the collective benefits and harm from citizen-based crime control activities. Major areas of investigation included crime displacement, "free-rider" effects (i.e., crimes occurring in conjunction with other crimes), a multilevel analysis of victimization risks, and testing theories of victimization. For

the telephone survey, respondents were asked questions about burglaries, stolen property, physical assaults by strangers, vandalism, car thefts, type of neighborhood, type of home, security measures taken, and sociodemographic conditions. Major variables for the census tract data include median family income in constant 1980 dollars, average number of persons per occupied housing unit, percent of labor force taking public transportation to work, percent of children under 18 living with both parents, and percent of civilian labor force that is female. Also included are rates per 100,000 population for homicide, rape, robbery, assault, residential burglary, and automobile theft. The unit of analysis for this data collection is housing units. Class IV

Universe: For the telephone survey, households in Seattle with telephones in 1990. For the census data, census tracts in Seattle that had not changed their physical boundaries since 1960.

Sampling: Multistage clustered sampling of 600 selected city blocks and immediate neighbors on these blocks in 100 census tracts in Seattle, WA. Interviews were completed with 5,302 residents of these blocks/neighborhoods.

Extent of collection: 2 data files + machine-readable documentation (text) + data collection instrument

Extent of processing: MDATA

Card image data format

Part 1

Raw data for census tracts, 1960-1980
rectangular file structure
342 cases
17 variables
80-unit-long record
2 records per case

Part 2

Raw data for telephone survey
rectangular file structure
5,302 cases
210 variables
80-unit-long record
6 records per case

Related Publications:

Miethe, Terance D.

"Citizen-based crime control activity and victimization risks: An examination of displacement and free-rider effects." *Criminology* 29, 3 (1991), 419-439.

Miethe, Terance D., and David McDowall

"Contextual effects in models of criminal victimization." Paper presented at the annual meetings of the American Society of Criminology, San Francisco, CA: November 20-23, 1991.

Documentation machine-readable only

Pate, Antony M., and Sampson O. Annan

Reducing fear of crime: Program evaluation surveys in Newark and Houston, 1983-1984

(ICPSR 8496)

This study was sponsored by the U.S. Dept. of Justice, National Institute of Justice. The grant number is 80-IJ-CX-3003.

Summary: Seven neighborhoods in Houston, Texas, and Newark, New Jersey, were surveyed to determine the extent of victimization experiences and crime prevention activities in these areas. Citizens' attitudes towards the police were also examined. Baseline data were collected to determine the perceptions of crime, crime-avoidance behavior, and level of satisfaction with the quality of life in the neighborhoods. In addition, experiments were conducted to evaluate the effectiveness of special police programs designed to reduce the fear of crime within communities. Class IV

Universe: Parts 1, 2, 5, and 6: Residents from neighborhoods in Newark and Houston. Parts 3 and 4: Nonresidential establishments in Newark and Houston.

Sampling: Parts 1 and 6: Random sample of households. Part 2: Follow-up interviews from the same respondents who completed surveys in the pre-intervention stage, and first-time respondents from households in the pre-intervention sample who did not complete the first survey. Parts 3 and 4: Random sample of nonresidential establishments. Part 5: Random sample of victims.

Extent of collection: 6 data files + SAS data definition statements + SPSS data definition statements + data collection instruments

Logical record length data format with SAS and SPSS data definition statements

Part 1
Pre-intervention surveys of residential neighborhoods

rectangular file structure
3,014 cases
434 variables
545-unit-long record
1 record per case

Part 2
Post-intervention surveys of residential neighborhoods

rectangular file structure
3,079 cases
343 variables
389-unit-long record
1 record per case

Part 3
Pre-intervention surveys of nonresidential establishments

rectangular file structure
293 cases
205 variables
332-unit-long record
1 record per case

Part 4
Post-intervention surveys of nonresidential establishments

rectangular file structure
299 cases
195 variables
325-unit-long record
1 record per case

Part 5
Follow-up study of victims from Houston, Texas

rectangular file structure
485 cases
224 variables
457-unit-long record
1 record per case

Part 6
Questionnaire newsletter

rectangular file structure
819 cases
633 variables
831-unit-long record
1 record per case

Pate, Antony, Edwin E. Hamilton, and Sampson Annan

Spouse abuse replication project in Metro-Dade County, Florida, 1987-1989

(ICPSR 6008) (Diskette D00183)

Summary: The Metro-Dade project replicated an earlier study of domestic violence, the Minneapolis Domestic Violence Experiment (**Specific deterrent effects of arrest for domestic assault: Minneapolis, 1981-1982** [ICPSR 8250]), which was conducted by the Police Foundation with a grant from the National Institute of Justice. The Metro-Dade study employed a research design that tested the relative effectiveness of various combinations of treatments that were randomly assigned in two stages. Initially, eligible spouse battery cases were assigned to either an arrest or a nonarrest condition. Later, cases were assigned either to receive or not to receive a follow-up investigation and victim counseling from a detective working with the Safe Streets Unit (SSU), a unit that deals specifically with domestic violence. Given the various treatment conditions employed, three types of dependent variables were examined: (1) prevalence—the proportion of suspects who engaged in repeat incidents, (2) incidence—the frequency with which repeat incidents occurred, and (3) "time to failure"—the interval between the presenting incident and subsequent incidents. Initial interviews were conducted with victims soon after the presenting incident, and follow-up interviews were attempted six months later. The interviews were conducted in either English or Spanish. The interview questions requested detailed background information about the suspect, victim, and any family members living with the victim at the time of the interview, including age, gender, and marital and employment status. Parallel sets of employment and education questions were asked about the victim and the suspect. Additionally, the interview questionnaire was designed to collect information on (1) the history of the victim's relationship with the suspect; (2) the nature of the presenting incident, including physical violence, property damage, and threats; (3) causes of the presenting incident, including the use of alcohol and drugs by both the victim and the offender; (4) actions taken by the police when they arrived on the scene; (5) the victim's evaluation of the services rendered by the police on the scene; (6) the nature of the follow-up contact by a detective from the Safe Street Unit and an evaluation of the services provided; (7) the victim's history

of abuse by the offender; and (8) the nature of subsequent abuse since the presenting incident. Data for Parts 1 and 2 are self-reported data, obtained from interviews with victims. Part 4 consists of data recorded on Domestic Violence Continuation Report forms, indicating subsequent assaults or domestic disputes, and Part 5 contains criminal history data on suspects from arrest reports, indicating a subsequent arrest.

Universe: Simple domestic assault complaints (victim and suspected assailant) in Dade County, Florida.

Sampling: Every case of domestic assault that met the selection criteria was included in the study.

Extent of collection: 6 data files + machine-readable documentation (text) + SAS data definition statements + SPSS data definition statements + data collection instruments

Extent of processing: MDATA.ICPSRV
UNDOCCHK.ICPSRV/ DDEF.ICPSRV/ REFORM.DATA/
REFORM.DOC

Logical record length data format with SAS and SPSS data definition statements

Part 1
Initial interview data
rectangular file structure
554 cases
545 variables
740-unit-long record
1 record per case

Part 2
Six-month follow-up interview data
rectangular file structure
321 cases
314 variables
460-unit-long record
1 record per case

Part 3
Selected variables from initial and follow-up interview data
rectangular file structure
907 cases
74 variables
125-unit-long record
1 record per case

Part 4
Domestic violence continuation data
rectangular file structure
908 cases
77 variables
127-unit-long record
1 record per case

Part 5
Suspect criminal history data
rectangular file structure
911 cases
52 variables
110-unit-long record
1 record per case

Part 6
Randomized treatments data
rectangular file structure
916 cases
104 variables
120-unit-long record
1 record per case

Related Publication:
Pate, Antony, Edwin E. Hamilton, and Sampson
Annan

"Metro-Dade spouse abuse replication project" (Final Report). Washington, DC: National Institute of Justice, 1991.

Documentation machine-readable only

Research Triangle Institute

Criminal victimization of District of Columbia residents and Capitol Hill employees, 1982-1983
(ICPSR 8228)

This victimization study of District of Columbia residents and Capitol Hill employees was conducted between May 1982 and April 1983. The data collection was sponsored by the U.S. Dept. of Justice, Bureau of Justice Statistics (BJS). The primary objective was to measure the extent of crime in the District of Columbia and the impact of crime on the quality of life in the District. Also studied was the degree to which Congressional employees working in the Capitol Hill area were subject to victimization and the extent to which victimization and the fear caused by it affected their productivity.

This data collection contains six files, three of which are data files. The first file contains person-level data such as residential mobility, crime prevention efforts, and sociodemographic

characteristics. This file includes 5,542 cases with one record per respondent and has a logical record length of 334. The crime data file, called the "In Scope Crimes File," contains 1,950 records. Each record in this file represents a reported criminal victimization, and the file's logical record length is 531. The third file, the "Out of Scope File," has 2,525 cases. An out of scope crime was defined as one which was either outside the analysis time period of May 1, 1982, to April 30, 1983, or not a crime of interest for this study. The logical record length of this file is 150. The three remaining files in this collection are electronic codebook files with logical record lengths of 133 characters. Class IV

Robinson, John

Americans' use of time, 1985

(ICPSR 9875)

Summary: For this data collection, respondents were asked to record in single-day time diaries each activity they engaged in over a 24-hour period. The time diary data were gathered through three different data collection methods: mail-back, telephone, and personal interviews. Respondents were instructed to describe in the diaries when the activity began, the time the activity ended, where it occurred, and who was present when the activity took place. Demographic variables include household type, respondent's sex, marital status, age, educational level, occupation, work hours, number of children in the household under 5 and 18 years of age, and household income. Other variables focus on total work time, total time for meals at work, total minutes at work engaged in nonwork activities, total work break in minutes, and total time traveling to and from work. Data are also provided on total time spent on meal preparation and cleanup, housecleaning, outdoor chores, laundry, ironing, clothes care, home repair, baby care, child care, shopping for food, and traveling to and from food shopping. Respondents also reported total time spent on personal care, medical care, family financial activities, and sleeping, as well as time spent attending school, classes, seminars, special interest group meetings, religious meetings, sports events, and other social activities. Class IV

Universe: Adults 18 years or older living in houses with telephones in the contiguous United States.

Sampling: The data for the main (mail-back) study were collected from a sample of Americans who were first contacted by telephone, using a Waksberg-Mitofsky two-stage random-digit dial design. All members of the participating households aged 12 and over were sent mail-back diaries. A total of 2,921 mail-back diaries were completed and returned by adults aged 18 and over. The telephone survey consisted of a random sample of the adults who were contacted in the first phase of the random-digit dial sample. A total of 1,210 telephone diaries were completed by this group. Thirdly, a separate national sample of 808 diaries were collected through personal in-home interviews. This sample was drawn from a subset of 20 primary sampling units (PSUs) drawn at random from the continuing national samples of the Institute for Survey Research at Temple University in Philadelphia. That stratified sample was further stratified and subjected to "controlled selection" to ensure that the subset of 20 PSUs retained sufficient representation by rural-urban-suburban character within each of the four regions of the country. Weights are included to adjust the three different samples so that the proportion of full-time working males and females matches 1985 Census Bureau figures. In addition, males were weighted slightly up and females slightly down to correct for the slight underrepresentation of male respondents. The weights also control for day of the week.

Extent of collection: 1 data file + machine-readable documentation (text) + database dictionary

Card image data format

rectangular file structure
4,939 cases
128 variables
80-unit-long record
8 records per case

Documentation machine-readable only

Schreiber, Jan E.

Inmate victimization in state prisons in the United States, 1979

(ICPSR 8087)

This data collection was designed to determine the nature and extent of victimization in state prisons across the nation. In particular, it examines such quantitative areas as prison

living conditions, prison programs, prison safety, and inmates' victimization of (or by) other inmates in several types of property and bodily crimes. In addition, it contains a set of attitudinal measures dealing with inmates' thoughts and perceptions on a variety of subjects including their reactions to general statements about prison life and to a series of hypothetical and potentially provocative situations.

Data are available in both OSIRIS and card image formats, with electronic documentation. The data file contains 339 variables for each of the 487 cases and has a logical record length of 545 characters. Class II

Lawrence W. Sherman, Janell D. Schmidt, and Dennis P. Rogan

Milwaukee domestic violence experiment, 1987-1989

(ICPSR 9966) (Diskette D00171)

Summary: This study represents a modified replication of the Minneapolis Domestic Violence Experiment (**Specific deterrent effects of arrest for domestic assault: Minneapolis, 1981-1982** [ICPSR 8250]). The Minneapolis study found arrest to be an effective deterrent against repeat domestic violence. The two key purposes of the current study were (1) to examine the possible differences in reactions to arrest, and (2) to compare the effects of short- and long-term incarceration associated with arrest. Research protocol involved 35 patrol officers in four Milwaukee police districts screening domestic violence cases for eligibility, then calling police headquarters to request a randomly assigned disposition. The three possible randomly assigned dispositions were (1) Code 1, which consisted of arrest and at least one night in jail, unless the suspect posted bond, (2) Code 2, which consisted of arrest and immediate release on recognizance from the booking area at police headquarters, or as soon as possible, and (3) Code 3, which consisted of a standard Miranda-style script warning read by police to both suspect and victim. A battered women's shelter hotline system provided the primary measurement of the frequency of violence by the same suspects both before and after each case leading to a randomized police action. Other forms of measurement included arrests of the suspect both before and after the offense, as well as offenses against the same victim. Initial victim interviews were attempted within one month

after the first 900 incidents were compiled. A second victim interview was attempted six months after the incident for all 1,200 cases. Data collected for this study included detailed data on each of the 1,200 randomized events, less detailed data on an additional 854 cases found ineligible, "pipeline" data on the frequency of domestic violence in the four Milwaukee police districts, official measures of prior and subsequent domestic violence for both suspects and victims, interviews of arrested suspects for eligible and ineligible cases, criminal justice system dispositions of the randomized arrests, results of urinalysis tests of drug and alcohol use for some arrestees, and log attempts to obtain interviews from suspects and victims. Demographic variables include victim and suspect age, race, education, employment status, and marital status. Additional information obtained includes victim-offender relationships, alcohol and drug use during incident, substance of conflict, nature of victim injury and medical treatment as reported by police and victims, characteristics of suspects in the Code 1 and 2 arrest groups, victim and suspect reports of who called police, and victim and suspect versions of speed of police response.

Universe: Misdemeanor domestic battery incidents.

Sampling: Calls received by the Milwaukee Police regarding misdemeanor domestic assault were screened by police officers to establish eligibility for the experiment. Eligible calls were referred to the Crime Control Institute staff, who randomly assigned one of three treatments. Selection of cases continued until 1,200 eligible cases were obtained.

Note: The Follow-Up Interview Data contain more cases than the Victim Initial Interview Data because the researchers subsequently included some respondents who did not participate in the initial interviews.

Extent of collection: 7 data files + machine-readable documentation (text) + SAS data definition statements + SPSS data definition statements

Extent of processing: MDATA.ICPSR/ REFORM.DOC/ UNDOCCHK.ICPSR/ DDEF.ICPSR/ REFORM.DATA

Logical record length data format with SAS and SPSS data definition statements

Part 1

Case log data

rectangular file structure

2,054 cases

23 variables

73-unit-long record

1 record per case

Part 2

Criminal justice processing data

rectangular file structure

1,200 cases

26 variables

73-unit-long record

1 record per case

Part 3

Eligible cases data

rectangular file structure

1,200 cases

51 variables

128-unit-long record

1 record per case

Part 4

Hotline data

rectangular file structure

2,767 cases

38 variables

135-unit-long record

1 record per case

Part 5

Suspect history data

rectangular file structure

1,200 cases

129 variables

430-unit-long record

1 record per case

Part 6

Victim initial interview data

rectangular file structure

705 cases

527 variables

854-unit-long record

1 record per case

Part 7

Follow-up interview data

rectangular file structure

921 cases

395 variables

925-unit-long record

1 record per case

Related Publications:

Sherman, Lawrence W.

"The Milwaukee domestic violence experiment" (Final Report). Washington, DC: National Institute of Justice, 1990.

Berk, Richard A., and Lawrence W. Sherman
"Specific deterrent effects of arrest for domestic assault." *American Sociological Review* 49 (April 1984), 261-272.

Documentation machine-readable only

Skogan, Wesley G., Robert C. Davis,
and Arthur J. Lurigio

**Victims' needs and victim services,
1988-1989: Evanston, Rochester,
Pima County, and Fayette County**
(ICPSR 9399)

This study was sponsored by the U.S. Dept. of Justice, National Institute of Justice. The grant number is 88-IJ-CX-0047.

Summary: This data collection examines the needs of burglary, robbery, and assault victims and the responses of local victim assistance programs to those needs in four metropolitan areas: Evanston, Illinois; Rochester, New York; Pima County, Arizona; and Fayette County, Kentucky. Four issues were explored in detail: the needs of victims, where they seek help, the kinds of help they receive, and which of their problems do and do not get resolved. Variables include (1) demographic information such as city of residence, length of residence, birth date, marital status, race, work status, education, and income, (2) information on the crime itself, such as type of crime, when the crime happened, and details of the attack and attacker, and (3) consequences of the crime, such as problems encountered as a result of the crime, emotional responses to the crime, and reactions to the crime on a practical level. Class IV

Universe: All burglary, robbery, and assault victims in Evanston, Illinois, Rochester, New York, Pima County, Arizona, and Fayette County, Kentucky.

Sampling: Proportional stratified sample based on type of victims—robbery, assault, and burglary.

Extent of collection: 1 data file + machine-readable documentation

Card image data format

rectangular file structure
470 cases
222 variables
80-unit-long record
7 records per case

Documentation machine-readable only

Straus, Murray A., and Richard J. Gelles

Physical violence in American families, 1976

(ICPSR 7733)

Summary: For this study, a nationwide sample of 960 males and 1,183 females were interviewed to examine methods of conflict resolution within the family. Information was gathered regarding the following areas: resolution of conflicts between spouses and between parents and children, including detailed information on the development of conflicts resulting in violence, resolution of conflicts in the respondent's childhood family, family power structure, marital closeness and stability, personality, and stress factors.

Universe: Families in the United States in 1976.

Sampling: National probability sample.

Extent of collection: 1 data file + machine-readable documentation (text) + SAS data definition statements + SPSS data definition statements

Extent of processing: CDBK.ICPSR/ DDEF.ICPSR/ MDATA.ICPSR/ RECODE/ UNDOCCHK.ICPSR

Logical record length data format with SAS and SPSS data definition statements

rectangular file structure
2,143 cases
495 variables
723-unit-long record
1 record per case

Related Publications:

Straus, Murray A., Richard J. Gelles, and Suzanne K. Steinmetz

Behind closed doors: Violence in the American family. Garden City, NY: Doubleday/Anchor, 1980.

Gelles, Richard J., and Murray A. Straus

"Violence in the American family." *Journal of Social Issues* 35 (1979), 15-39.

Kalmuss, Debra S., and Murray A. Straus

"Wives' marital dependency and wife abuse." *Journal of Marriage and the Family* 44,2 (May 1982), 277-286.

Documentation machine-readable only

XIV. Drug use and crime

Association of the Bar of the City of New York and the Drug Abuse Council, Inc.

New York drug law evaluation project, 1973

(ICPSR 7656)

This study was sponsored by the U.S. Dept. of Justice, National Institute of Justice. The grant number is 76-NI-99-0115.

Summary: The Association of the Bar of the City of New York and the Drug Abuse Council jointly organized a committee and research project to collect data, in a systematic fashion, about the 1973 drug law revision and to evaluate the law's effectiveness. The objectives of the project were: (1) to ascertain the repercussions of the drug law revision; (2) to analyze, to the degree possible, why the law was revised; (3) to identify any general principles or specific lessons that can be derived from the New York experience and that can be helpful to other states as they wrestle with the problem of illegal drug use and related crime. Class II

Ex-drug user file: The data contain 867 records, with 289 cases, 3 records per respondent, and 169 variables. The purpose of this survey was to determine the extent of knowledge of the 1973 drug law among ex-drug users in drug treatment programs, and to discover any changes in their behavior in response to the new law. Interviews were given to 289 non-randomly selected volunteers from three modalities: residential drug-free programs, ambulatory methadone maintenance programs, and the detoxification unit of the New York City House of Detention for Men.

Predicate felony file: The data contain 443 records, with 443 cases, 1 record per respondent, and approximately 39 variables. The purpose of this study was to investigate the effects of the 1973 predicate felony provisions on crime committed by repeat offenders.

Charge reduction study file: The data contain 319 records, with 319 cases, 1 record per respondent, and approximately 27 vari-

ables. The purpose of the study was to estimate the number and proportion of felony crimes committed in Manhattan that are attributable to narcotics users. Case records for male defendants, aged 16 and over, who were arraigned on at least one felony charge in Manhattan's Criminal Court in 1972 and 1975, were sampled.

Criminal court study file: The data contain 1,802 records, 901 respondents, 2 records per respondent, and approximately 44 variables. The purpose of this study was to estimate the number and proportion of felony crimes committed in Manhattan that are attributable to narcotics users. Case records for male defendants, aged 16 and over, who were arraigned on at least one felony charge in Manhattan's Criminal Court or Manhattan's Supreme Court, were sampled from 1971 through 1975. Eighty percent of the sample was drawn from the Criminal Court while the remaining 20 percent was taken from the Supreme Court.

Prison detox study file: There are 7,100 records, 3,550 respondents, 2 records per respondent, and approximately 67 variables. The purpose of this study was to estimate the number and proportion of felony crimes attributable to narcotics users in Manhattan. Detained males aged 16 and over in Manhattan pretrial detention centers who faced at least one current felony charge were sampled.

Bausell, Carole R., Charles E. Maloy, and Jan M. Sherrill

Drugs, alcohol, and student crime in the United States, April–May 1989

(ICPSR 9585)

This study was sponsored by the U.S. Dept. of Justice, National Institute of Justice. The grant number is 88-IJ-CX-0040.

Summary: This project examined different aspects of campus crime—specifically, the

prevalence of crimes among college students, whether the crime rate is increasing or decreasing on college campuses, and what factors are related to campus crime. Researchers made the assumption that crimes committed by and against college students are likely to be related to drug and alcohol use. Specific questions designed to be answered by the data include: (1) Do students who commit crimes differ in their use of drugs and alcohol from students who do not commit crimes? (2) Do students who are victims of crimes differ in their use of drugs and alcohol from students who are not victims? (3) How do multiple offenders differ from single offenders in their use of drugs and alcohol? (4) How do victims of violent crimes differ from victims of nonviolent crimes in their use of drugs and alcohol? (5) What types of student crimes are more strongly related to drug or alcohol use than others? (6) Other than drug and alcohol use, in what ways can victims and perpetrators of crimes be differentiated from students who have had no direct experiences with crime? Variables include basic demographic information, academic information, drug use information, and experiences with crime since becoming a student. Class IV

Universe: Current college undergraduates in the United States.

Sampling: This study was based on a national cross-sectional sample of college undergraduates in the United States. The sample was selected from *American students list: College students at home or school address*, which is published by the American List Council, Princeton, New Jersey. A sample of 6,000 student names and addresses was selected from the original list of 1,300,000. The sample size was determined by researchers to achieve a final sample of respondents that included information on at least 100 student perpetrators. Also included were respondents who participated in pilot surveys and pretests. These cases were not randomly selected, but were drawn from the student population at Towson State University, and should not be considered as part of the representative sample of current college students within the United States.

Extent of collection: 1 data file + machine-readable documentation

Card image data format

rectangular file structure
2,207 cases
118 variables
80-unit-long record
2 records per case

Documentation machine-readable only

Blane, Howard T., Brenda A. Miller, and Kenneth E. Leonard

Intra- and intergenerational aspects of serious domestic violence and alcohol and drug abuse in Buffalo, 1987

(ICPSR 9984)

Summary: These data examine the interrelationships among alcohol use, drug use, criminal violence, and domestic violence in a parolee population. More specifically, the data explore the contributions of parental substance abuse and domestic violence in prediction of parolee violence. The study also investigates the effects of drug and alcohol use on domestic violence for the parolee, the spouse, and the parents. The data were drawn from individual interviews conducted with parolees from the Buffalo, New York, area, half of whom were convicted of violent crimes and half of whom were convicted of nonviolent crimes. Interviews were also conducted with the spouses and partners of the parolees. In addition, data concerning the parolees' criminal histories were abstracted from arrest and parole records. Part 1, Demographic File 1, provides information on the demographic characteristics of offenders, arrests, convictions, and sentencing, institutional transfers, disciplinary reports, indications of psychiatric diagnosis or psychological disturbances, alcohol and drug use, criminal activity, and substance abuse while incarcerated. Part 2, Demographic File 2, includes the same variables as Part 1 (with the exception of information about psychiatric diagnoses, psychological disturbances, and disciplinary reports) for those individuals who declined to be interviewed and a random sample of those who could not be contacted. Part 3, the Interview File, contains information about childhood social histories (including sociodemographics, experience of family violence as a victim and as a witness, and parental drug and alcohol use), self-reported criminal histories, adult social histories (including data concerning violence in current relationships, and drug and alcohol use history), and information about the parolees' and spouses'

discipline styles. The researchers discarded data on female parolees for the purpose of their analysis. Class IV

Universe: All parolees and their spouses or partners in the Buffalo, New York, area.

Sampling: The subjects were drawn from all persons residing in the greater Buffalo, New York, area who were on parole from state correctional facilities between January 1987 and June 1987. The parolees were separated into two categories before sampling, depending on whether their last conviction was for a violent or a nonviolent offense. Youthful offenders and individuals whose crimes could not easily be classified were excluded. An equal number of names were selected at random from each category. Those subjects who had subsequently been removed from parole status were excluded. The remaining subjects who agreed to be interviewed were included in the sample, along with any of their spouses or partners who agreed to be interviewed.

Extent of collection: 3 data files + machine-readable documentation (text) + SAS data definition statements + SPSS data definition statements + data collection instrument

Extent of processing: MDATA/UNDOCCHK.PR

Card image data format with SAS and SPSS data definition statements

Part 1
Demographic file 1
rectangular file structure
196 cases
59 variables
80-unit-long record
2 records per case

Part 2
Demographic file 2
rectangular file structure
65 cases
47 variables
79-unit-long record
2 records per case

Part 3
Interview file
rectangular file structure
285 cases
1,239 variables
80-unit-long record
26 records per case

Related Publications:

Miller, B.A., et al.

"Intra- and intergenerational aspects to serious domestic violence and alcohol and drugs" (Final Report). Washington, DC: National Institute of Justice, 1988.

Miller, B.A., et al.

"Spousal violence and alcohol/drug problems among parolees and their spouses." *Women and Criminal Justice* 1 (1990), 55-72.

Miller, B.A.

"The interrelationships between alcohol and drugs and family violence." In M. De La Rosa, E.Y. Lambert, and B. Groppe (eds.), *Drugs and violence: Causes, correlates, and consequences*. National Institute on Drug Abuse Research Monograph 103 (1990), 177-207.

Documentation machine-readable only

Britt, Chester L. III, Michael R. Gottfredson, and John S. Goldkamp

Evaluation of Arizona pretrial services drug testing programs, 1987-1989

(ICPSR 9807)

This study was sponsored by the U.S. Dept. of Justice, National Institute of Justice. The grant number is 88-IJ-CX-K003.

Summary: The purpose of this data collection was to examine the relationship between drug use and pretrial misconduct in Pima and Maricopa counties in Arizona. Data assess the effectiveness of Arizona pretrial services, which were designed to monitor those defendants who tested positive for selected drugs. The collection includes variables for drugs such as marijuana and cocaine, previous criminal history, results of urinalysis testing, pretrial misconduct, and drug monitoring. Demographic information includes defendant's sex, ethnicity, age, marital status, employment, and last grade completed. Class IV

Universe: Pretrial felony populations of Pima and Maricopa counties.

Sampling: Three different sample groups were selected for each of the two counties. For Pima County, one sample group consisted of individuals who were booked on felony charges, agreed to a drug test, and were released prior to their trials. A second group was a random sample of defendants who were on pretrial supervised releases with or

without drug testing. A third sample group consisted of those arrested on felony charges who were granted release. For Maricopa County, one sample group consisted of felony defendants who were released prior to trial and agreed to a drug test. Another group comprised felons who were released prior to their trials and were either randomly assigned to the monitoring program or were on their own recognizance. Individuals in the third sample group were on pretrial release and were randomly assigned to the drug monitoring program or to normal treatment without drug monitoring.

Extent of collection: 6 data files + machine-readable documentation (text)

Extent of processing: UNDOCCHK.PR/ MDATA

Card image data format

Part 1

Raw data for nonexperimental study

in Pima County

rectangular file structure

523 cases

58 variables

76-unit-long record

2 records per case

Part 2

Raw data for first experimental study

in Pima County

rectangular file structure

231 cases

99 variables

76-unit-long record

3 records per case

Part 3

Raw data for second experimental

study in Pima County

rectangular file structure

138 cases

99 variables

76-unit-long record

3 records per case

Part 4

Raw data for nonexperimental study

in Maricopa County

rectangular file structure

311 cases

87 variables

77-unit-long record

2 records per case

Part 5

Raw data for first experimental study

in Maricopa County

rectangular file structure

234 cases

103 variables

77-unit-long record

3 records per case

Part 6

Raw data for second experimental study

in Maricopa County

rectangular file structure

945 cases

103 variables

77-unit-long record

3 records per case

Related Publication:

Gottfredson, M.R., C.L. Britt III, and J. Goldkamp

"Evaluation of Arizona pretrial services drug testing programs" (Final Report).

Washington, DC: National Institute of Justice, 1991.

Documentation machine-readable only

Bureau of Justice Assistance and
Criminal Justice Statistics Association

Mandatory drug offender processing data, 1986: Alaska, California, Iowa, Minnesota, Nebraska, New York, North Carolina, and Virginia

(ICPSR 9420)

Summary: The National Consortium for Assessing Drug Control Initiatives, funded by the Bureau of Justice Assistance and coordinated by the Criminal Justice Statistics Association, collected drug offender processing data from eight states: Alaska, California, Iowa, Minnesota, Nebraska, New York, North Carolina, and Virginia. The purpose of the project was to track adult drug offenders from the point of entry into the criminal justice system (typically by arrest) through final court disposition, regardless of whether the offender was released without trial, acquitted, or convicted. These data allow researchers to examine how the criminal justice system processes drug offenders, to measure the changing volume of drug offenders moving through the different segments of the criminal justice system, to calculate processing time intervals between major decision-making events, and to assess the changing structure of the drug offender population. For purposes of this

project, a drug offender was defined as any person who had been charged with a felony drug offense. The data are structured into six segments pertaining to (1) record identification, (2) the offender (date of birth, sex, race, and ethnic origin), (3) arrest information (date of arrest, age at arrest, arrest charge code), (4) prosecution information (filed offense code and level, prosecution disposition and date), (5) court disposition information (disposition offense and level, court disposition, final disposition date, final pleading, type of trial), and (6) sentencing information (sentence and sentence date, sentence minimum and maximum). Also included are elapsed time variables. The unit of analysis is the felony drug offender. Class II

Universe: All convicted felons in Alaska, California, Iowa, Minnesota, Nebraska, New York, North Carolina, and Virginia.

Extent of collection: 9 data files + machine-readable documentation (text) + SPSS data definition statements + OSIRIS dictionaries

Extent of processing: CONCHK.ICPSR/ MDATA/ FREQ.ICPSR/ UNDOCCHK.ICPSR

OSIRIS and logical record length data formats, with SPSS data definition statements for each

Part 1

Combined state file
rectangular file structure
126,702 cases
51 variables
173-unit-long record
1 record per case

Parts 2-9

Alaska, California, Iowa, Minnesota, Nebraska, New York, North Carolina, and Virginia
rectangular file structure
364 to 78,940 cases per part
51 variables
173-unit-long record
1 record per case

Documentation machine-readable only

Bureau of Justice Assistance and
Criminal Justice Statistics Association

Mandatory drug offender processing data, 1987: New York

(ICPSR 9565)

Summary: The National Consortium for Assessing Drug Control Initiatives, funded by the Bureau of Justice Assistance and coordinated by the Criminal Justice Statistics association, collected drug offender processing data from the state of New York. The purpose of the project was to track adult drug offenders from the point of entry into the criminal justice system (typically by arrest) through final court disposition, regardless of whether the offender was released without trial, acquitted, or convicted. These data allow researchers to examine how the criminal justice system processes drug offenders, to measure the changing volume of drug offenders moving through the different segments of the criminal justice system, to calculate processing time intervals between major decision-making events, and to assess the changing structure of the drug offender population.

For purposes of this project, a drug offender was defined as any person who had been charged with a felony drug offense. The data are structured into six segments pertaining to (1) record identification, (2) the offender (date of birth, sex, race, and ethnic origin), (3) arrest information (date of arrest, age at arrest, arrest charge code), (4) prosecution information (filed offense code and level, prosecution disposition and date), (5) court disposition information (disposition offense and level, court disposition, final disposition date, final pleading, type of trial), and (6) sentencing information (sentence and sentence date, sentence minimum and maximum). Also included are elapsed time variables. The unit of analysis is the felony drug offender. Class II

Universe: All convicted felons in New York.

Extent of collection: 1 data file + machine-readable documentation (text) + OSIRIS dictionary + SPSS data definition statements

Extent of processing: CONCHK.ICPSR/ MDATA/ FREQ.ICPSR/ UNDOCCHK.ICPSR

OSIRIS and logical record length data formats, with SPSS data definition statements for each

rectangular file structure
42,684 cases
51 variables
173-unit-long record
1 record per case

Documentation machine-readable only

Carver, Jay, Eric Wish, Douglas A. Smith,
and Christina Polsenberg

**Criminal histories and criminal justice
processing of drug use forecasting
(DUF) sample members in
Washington, DC, 1989-1991**

(ICPSR 6122) (Diskette D00157)

Summary: These data provide information on the relationship between arrestee drug tests and future criminality once other risk factors, such as prior criminal history, are accounted for. Also explored is whether the association between drug test results and future offending varies depending upon the attributes of individual offenders. The dataset contains information drawn from the Pretrial Services Agency (PSA) in Washington, DC, and the National Institute of Justice's Drug Use Forecasting (DUF) program. Data are available from each source for 1989 and 1990 with subsequent arrest data provided by PSA through August 1991. The 1989-1990 data supplied by PSA contain information on criminal history and drug test results taken at the time of arrest. Data provided from the DUF program include drug test results from a sample of persons arrested as well as information obtained from arrestee interviews on items such as family and work status. The combined data contain the arrestees' demographic characteristics, arrest and charge information, prior criminal history, and subsequent offending. Drugs tested for include cocaine, opiates, methadone, PCP, amphetamines, barbiturates, marijuana, methaqualone, Darvon, and Valium. In addition, self-reported information regarding an individual's use of and dependency on these drugs is supplied. Demographic information includes age, sex, income, and employment status. Due to changes in the DUF measurement instrument from 1989 to 1990, the variables contained in the two data files are not completely identical.

Universe: Merged data for 1989 and 1990 from the Pretrial Services Agency (PSA) and the National Institute of Justice's Drug Use

Forecasting (DUF) Program, with additional arrest data from PSA through August 1991.

Note: The variables listed in the codebook are not in the same order as they appear in the data collection instruments. Also, there are more variables in the dataset than are indicated in the data collection instruments. The data collection instruments are available only in hardcopy form upon request from ICPSR.

Extent of collection: 2 data files + machine-readable documentation (text) + SAS data definition statements + SPSS data definition statements + data collection instruments

Extent of processing: MDATA

Logical record length data format with SAS and SPSS data definition statements

Part 1

1989 arrestees
rectangular file structure
1,290 cases
389 variables
839-unit-long record
1 record per case

Part 2

1990 arrestees
rectangular file structure
1,284 cases
388 variables
829-unit-long record
1 record per case

Related Publication:

Smith, Douglas A., and Christina Polsenberg
"Specifying the relationship between arrestee drug test results and recidivism." *Journal of Criminal Law and Sociology* 83, 2 (1992), 364-367.

Documentation machine-readable only

Centro de Investigaciones Sobre la
Realidad Social (CIRES)

**Center for research on social reality
[Spain] survey, December 1993:
Attitudes and behavior regarding
alcohol, tobacco, and drugs**

(ICPSR 6303)

Summary: This data collection is part of a continuing series of semi-monthly surveys of

individuals in Spain. Each survey consists of three sections. The first section collects information on respondents' attitudes regarding personal and national issues. This section includes questions on level of life satisfaction and frequency of relationships, as well as a rating of the importance of national issues. The second section varies according to the monthly topic, with this month's topic focusing on attitudes and behavior regarding alcohol, tobacco, and drugs. Among the issues investigated are the respondent's personal and family consumption habits with respect to alcohol, tobacco, and drugs, including starting age, reasons for starting, frequency of use, and perceived effect on health. Respondent knowledge of drugs and drug typology is also examined. The third section collects demographic data such as sex, age, religion, income, and place of residence.

Universe: Persons aged 18 and over living in Spain.

Sampling: Random sample, stratified by autonomous regions and municipalities according to their size.

Note: Values containing decimal points have actual periods in the data. The codebook for this collection is partially in Spanish.

Extent of collection: 1 data file + SPSS data definition statements + machine-readable frequencies

Extent of processing: FREQ.PR

Card image data format with SPSS data definition statements

rectangular file structure
1,200 cases
243 variables
80-unit-long record
5 records per case

Collins, James J., et al.

Modelling the crime reduction effects and economic benefits of drug abuse treatment, 1979-1981: [United States]

(ICPSR 9991)

Summary: This data collection provides information on the effectiveness of drug treatment in reducing crime, the differences in criminal behaviors of clients coming from the criminal justice system and those who did not, and the

economic costs of client criminal activities before, during, and after drug treatment. The study used secondary data derived from the Treatment Outcome Prospective Study (TOPS). TOPS is a longitudinal survey with data on over 11,000 drug users admitted to 41 different treatment programs in 10 different cities across the United States for the years 1979-1981. For each wave of data collection, all clients who made contact with selected TOPS treatment programs completed intake interviews. A subsample of these clients were then interviewed during treatment at one- and three-month intervals after admission to treatment. Finally, follow-up interviews were conducted with these clients one and two years following treatment or three to five years following treatment. Complete data from two waves, 1979 and 1980, and partial data from the third wave, 1981, are available in this collection. Part 1, Analysis Data, contains selected intake, in-treatment, and follow-up data available for all respondents in the 1979 and 1980 TOPS cohorts who completed one-year follow-up interviews. Variables pertain to demographic characteristics of clients; drug treatment programs enrolled in; activities and behaviors of clients during in-treatments, particularly those related to drug involvement, criminal involvement, employment, and income; and activities and behaviors during the three- and twelve-month follow-ups. Part 2, Cost Analysis Data, contains cost analysis data about all respondents in the 1979 and 1980 cohorts. Variables describe the criminal activities of drug treatment clients up to one year before treatment, during treatment, and after treatment and also estimate the cost of crime as a result of the respondent's activities (victim cost, criminal justice system cost, and crime career/productivity cost). Part 3, Supplementary Cost Analysis Data, 1981, contains supplementary follow-up data for all respondents in the 1981 cohort. Information is included on the criminal activities of drug treatment clients three to five years after treatment and the estimated resulting cost of these activities. Part 4, Full Sample of Initial Intake Interview Data, consists of intake interview data for all the samples in the TOPS study. The file contains interview reference variables, demographic and background characteristics of clients, and drug treatment center admission variables, as well as items on clients' living arrangements, alcohol and drug use, drug treatment history, illegal activities, employment, and income and expenditures. Class IV

Universe: All drug treatment clients in the United States.

Sampling: The 10 cities and 41 treatment program sites were purposely selected (1) to represent large- and medium-sized urban areas with certain types of drug problems, (2) to include programs that offered all the major treatment modalities, and (3) to represent what were believed to be effective approaches to treatment. Intake interviews for Treatment Outcome Prospective Study (TOPS) clients employed a census rather than a sample, except for one detoxification program. Some Treatment Alternatives to Street Crimes Programs (TASC) clients not referred to TOPS also completed intake interviews. Of those who completed the intake interview, subsequent in-treatment interviews were scheduled and conducted until a client refused, missed two consecutive appointments, died or was rendered incapable of participation, or left the program. Stratified sampling was used to select sample cohorts for the follow-up interviews among TOPS clients. All TASC clients who were assigned to one of the outpatient drug-free and residential modalities and who completed an intake interview were selected to be interviewed for the follow-up study. The primary sample selection strata were treatment modalities for all three cohorts. Secondary strata for the 1979 cohort were treatment programs by time-in-program categories, while for the 1980 and 1981 cohort samples the secondary strata were the treatment programs.

Note: There are forty 95-character records per case in Part 1, fifteen 164-character records per case in Part 2, nine 81-character records per case in Part 3, and twenty-nine 83-character records per case in Part 4. In-treatment data were not available for the 1981 cohort.

Extent of collection: 4 data files + machine-readable documentation (text)

Extent of processing: UNDOCCHK.PR

Logical record length data format

Part 1
Analysis data
rectangular file structure
2,794 cases
1,146 variables
95-unit-long record
40 records per case

Part 2
Cost analysis data
rectangular file structure
2,812 cases
266 variables
164-unit-long record
15 records per case

Part 3
Supplementary cost analysis data, 1981
rectangular file structure
594 cases
154 variables
81-unit-long record
9 records per case

Part 4
Full sample of initial intake interview data
rectangular file structure
11,750 cases
805 variables
83-unit-long record
29 records per case

Related Publications:

Collins, J.J., et al.

"Crime control and economic benefits of drug abuse treatment" (Summary Report). Washington, DC: National Institute of Justice, 1987.

Harwood, H.J.

"The costs of crime and benefits of drug abuse treatment: A cost benefit analysis" (Summary Report). Washington, DC: National Institute of Justice, 1987.

Hubbard, R.L., et al.

"Treatment outcome prospective study (TOPS): Client characteristics and behaviors before, during, and after treatment." In F.M. Tims and J.P. Ludford (eds.), *Drug abuse treatment evaluation: Strategies, progress and prospects*. Research Monograph 51. Rockville, MD: National Institute on Drug Abuse, 1984.

Documentation machine-readable only

Davis, Robert C., Barbara E. Smith, and Susan W. Hillenbrand

Reporting of drug-related crimes: Resident and police perspectives in the United States, 1988-1990

(ICPSR 9925) (Diskette D00079)

Summary: This data collection investigates the ways in which police use reports of drug-related crimes provided by residents of high

drug/crime areas and how willing residents of these areas are to report such crimes to the police. Structured interviews were conducted by telephone with police representatives in most of the nation's 50 largest cities and in person with residents and police officers in high drug/crime districts in each of four major cities: Newark, Chicago, El Paso, and Philadelphia. Police department representatives were queried about the usefulness of citizen reports, reasons for citizens' reluctance to make reports, how the rate of citizen reports could be improved, and how citizen reports worked with other community crime prevention strategies. Residents were asked about their tenure in the neighborhood, attitudes toward the quality of life in the neighborhood, major social problems facing the neighborhood, and quality of city services such as police and fire protection, garbage collection, and public health services. Additional questions were asked about the amount of crime in the neighborhood, the amount of drug use and drug-related crime, and the fear of crime. Basic demographic information such as sex, race, and language in which the interview was conducted is also provided. Class III

Universe: Police departments and neighborhoods across the United States.

Sampling: Telephone interviews with police representatives in the 50 largest cities of the United States were conducted. Based on 46 of these interviews, four cities (Newark, Chicago, El Paso, and Philadelphia) were chosen for more intensive investigation. Site visits were made to all four cities, and in addition to interviews with local officials, 50 residents in each of two neighborhoods in all four cities were interviewed. The neighborhoods chosen were in precincts recommended by the police.

Extent of collection: 2 data files + machine-readable documentation (text) + SAS data definition statements + SPSS data definition statements + data collection instrument

Extent of processing: UNDOCCHK.ICPSRV MDATA

Card image data format with SAS and SPSS data definition statements

Part 1
Citizen survey data
rectangular file structure
402 cases
168 variables
272-unit-long record
1 record per case

Part 2
Drug-related crimes data
rectangular file structure
46 cases
62 variables
63-unit-long record
1 record per case

Related Publications:
Davis, Robert C., Barbara E. Smith, and Susan W. Hillenbrand
"Reporting of drug-related crimes: Resident and police perspectives." 1990.
Schulman, Ronca, and Bucuvalas, Inc.
"A national survey on neighborhood reporting of drug crimes: Methodology report."
New York, NY: Schulman, Ronca, and Bucuvalas, Inc., 1990.

Documentation machine-readable only

Dembo, Richard

Drug testing of juvenile detainees to identify high-risk youth in Florida, 1986-1987
(ICPSR 9686)

This study was sponsored by the U.S. Dept. of Justice, National Institute of Justice. The grant number is 86-IJ-CX-0050.

Summary: This data collection examines the interrelationships among drug/alcohol use, childhood sexual or physical abuse, and encounters with the juvenile justice system. To identify high-risk individuals, youths in a Tampa juvenile detention center were given urine tests and were asked a series of questions about past sexual and/or physical abuse. Official record searches were also conducted 6, 12, and 18 months afterward to measure later encounters with the criminal or juvenile justice systems. The investigators used the youths' urine test results as the primary measure of drug use. On the basis of their review of Florida's statutes, the investigators developed outcome measures for the following offense categories: violent felonies (murder/manslaughter, robbery, sex offenses, aggravated assault), property felonies (arson, burglary, auto theft, larceny/theft, stolen property offenses, damaging property offenses), drug felonies (drug offenses), violent misdemeanors (sex offenses, nonaggravated assault), property misdemeanors (larceny/theft, stolen property offenses, damaging property offenses), drug misdemeanors (drug offenses), and public disorder misdemeanors

(public disorder offenses, trespassing of offenses). Other variables measured physical and sexual abuse, emotional and psychological functioning, and prior drug use. Demographic variables on sex, race, age, and education are also contained in the data. The individual is the unit of analysis. Class IV

Universe: All individuals admitted to a regional detention center in the Tampa Bay area.

Sampling: Initial interviews were completed with 398 Florida youth detainees admitted to a regional detention center in the Tampa Bay area who agreed to participate and were not transferred to the center from another secure facility. All female detainees and a random sample of half of the male detainees were invited to participate in the study.

Extent of collection: 1 data file

Extent of processing: CONCHK.PR/ UNDOCCHK.PR

Card image data format

rectangular file structure
398 cases
1,403 variables
80-unit-long record
46 records per case

Related Publications:

Dembo, R., L. Williams, E. Berry, A. Getreu, M. Washburn, E.D. Wish, and J. Schmeidler "Examination of the relationships among drug use, emotional/psychological problems, and crime among youths entering a juvenile detention center." *International Journal of the Addictions*.

Dembo, R., L. Williams, L. La Voie, E. Berry, A. Getreu, J. Kern, L. Genung, J. Schmeidler, E.D. Wish, and J. Mayo "Physical abuse, sexual victimization and marijuana/hashish and cocaine use over time: A structural analysis among a cohort of high-risk youths." *Journal of Prison Health*.

Dembo, R., L. Williams, L. La Voie, A. Getreu, E. Berry, L. Genung, J. Schmeidler, E.D. Wish, and J. Kern

"A longitudinal study of the relationships among alcohol use, marijuana/hashish use, cocaine use and emotional/psychological functioning problems in a cohort of high-risk youths." *International Journal of the Addictions*.

Williams, Linda, Alan Getreu, and Richard Dembo

"A longitudinal study of the relationships among marijuana/hashish use, cocaine use, and delinquency in a cohort of high-risk youths." *Journal of Drug Issues*, 21 (Spring 1991), 271-312.

Dunworth, Terence, and Aaron Saiger

Drugs and crime in public housing, 1986-1989: Los Angeles, Phoenix, and Washington, DC

(ICPSR 6235) (Diskettes D00177-D00179)

Summary: This study investigates rates of serious crime for selected public housing developments in Washington, DC; Phoenix, Arizona; and Los Angeles, California, for the years 1986 to 1989. Offense rates in housing developments were compared to rates in nearby areas of private housing as well as to city-wide rates. In addition, the extent of law enforcement activity in housing developments as represented by arrests was considered and compared to arrest levels in other areas. This process allowed both intra-city and inter-city comparisons to be made. Variables cover study site, origin of data, year of event, offense codes, and location of event. Los Angeles files also include police division.

Universe: Public housing projects in Los Angeles, California; Phoenix, Arizona; and Washington, DC.

Sampling: Three cities were selected, and within them 29 housing projects were selected.

Note: The final report (see Related Publications) is based on analyses of data from five cities: Lexington, Kentucky; Philadelphia, Pennsylvania; Washington, DC; Phoenix, Arizona; and Los Angeles, California. However, this data collection contains data files for only Washington, Phoenix, and Los Angeles. For further information regarding Lexington and Philadelphia, refer to the final report.

Extent of collection: 6 data files + machine-readable documentation (text) + SAS data definition statements + SPSS data definition statements

Extent of processing: MDATA.PR/ FREQ.ICPSR/ UNDOCCHK.ICPSR/ RECODE

Logical record length data format with SAS and SPSS data definition statements

Part 1

Los Angeles arrest data

rectangular file structure
120,930 cases
7 variables
18-unit-long record
1 record per case

Part 2

Los Angeles offense data

rectangular file structure
126,815 cases
7 variables
17-unit-long record
1 record per case

Part 3

Phoenix arrest data

rectangular file structure
295,703 cases
7 variables
21-unit-long record
1 record per case

Part 4

Phoenix offense data

rectangular file structure
677,527 cases
7 variables
21-unit-long record
1 record per case

Part 5

Washington, DC, arrest data

rectangular file structure
239,837 cases
7 variables
17-unit-long record
1 record per case

Part 6

Washington, DC, offense data

rectangular file structure
340,195 cases
7 variables
17-unit-long record
1 record per case

Related Publication:

Dunworth, Terence, and Aaron Saiger
"Drugs and crime in public housing: A
three-city analysis" (Final Report). Wash-
ington, DC: National Institute of Justice,
July 1993.

Documentation machine-readable only

DuPont, Robert L., Keith E. Saylor, and
Eric D. Wish

**Socioeconomic and demographic
characteristics of synthetic
drug users in San Diego and
Washington, DC, 1990**

(ICPSR 9737)

This study was sponsored by the U.S. Dept. of
Justice, National Institute of Justice. The grant
number is 90-IJ-CX-0011.

Summary: This data collection offers informa-
tion on socioeconomic and demographic char-
acteristics of synthetic drug users, charac-
teristics of synthetic drug use such as
frequency and method of intake, and factors
that prompt drug users to begin to use syn-
thetic drugs or to switch from agricultural
drugs to synthetic drugs. Synthetic drugs in-
vestigated in the collection include PCP, ice,
ecstasy, and speed, while nonsynthetic drugs
include alcohol, marijuana, heroin, cocaine,
and crack. Patterns of use for all of these
drugs are explored. Questions about specific
drugs include whether the respondent had
ever used the drug, age first used, number of
days in the past 30 days the drug was used,
whether the drug was used more than two
times per week, method of drug intake, and
the drug used most often by the respondent
and by the respondent's friends. Additional
variables include reasons for preferring syn-
thetic or nonsynthetic drugs, reasons the re-
spondent would discontinue use or switch to
another drug, availability and cost of certain
drugs, and extent of involvement in selling,
money handling, and protection. Finally,
demographic variables such as sex, ethnicity,
age, highest grade completed, employment
activity in the past month, geographical loca-
tion, and subject source (criminal justice sys-
tem or drug treatment center) are included in
the file. The unit of analysis is the individual
drug user. Class IV

Universe: All drug users in San Diego and
Washington, DC, during 1990.

Sampling: This study gathered information
from a nonrandomized sample of drug users
from treatment programs and criminal justice
pretrial facilities in San Diego County, Califor-
nia, and in the Washington, DC, metropolitan
area. One criminal justice facility and three
treatment programs were selected at each lo-
cation. A group of 161 self-identified drug us-
ers volunteered to participate in the drug sur-
vey. All volunteers were included.

Extent of collection: 1 data file + data collection instrument

Extent of processing: UNDOCCHK.PR/MDATA/CONCHK.PR

Card image data format

rectangular file structure

161 cases

172 variables

80-unit-long record

7 records per case

Related Publication:

DuPont, Robert L., Keith E. Saylor, and Eric D. Wish

"Methamphetamine, PCP, and other synthetic drugs: Anticipating the challenge of the future." Unpublished manuscript, 1991.

Fagan, Jeffrey, Steven Belenko, and Bruce D. Johnson

Changing patterns of drug abuse and criminality among crack cocaine users in New York City: Criminal histories and criminal justice system processing, 1983-1984, 1986

(ICPSR 9790)

This study was sponsored by the U.S. Dept. of Justice, National Institute of Justice. The grant number is 87-IJ-CX-0064.

Summary: This data collection compares a sample of persons arrested for offenses related to crack cocaine with a sample arrested for offenses related to powdered cocaine.

The collection is one of two parts of a study designed to examine the characteristics of crack users and sellers, the impact of large numbers of crack-related offenders on the criminal justice system, and their effects on drug treatment and community programs. Official arrest records and supplementary databases are used to analyze the official arrest, conviction, and incarceration histories of powdered cocaine and crack defendants. Questions addressed by the collection include: (1) How are defendants charged with crack-related offenses different from defendants charged with offenses related to powdered cocaine? (2) Is there a difference between the ways the criminal justice system handles crack offenders and powdered cocaine offenders in pretrial detention, charges filed, case dispositions, and sentencing?

(3) How do the criminal careers of crack offenders compare with the criminal careers of powdered cocaine offenders, especially in terms of total arrest rates, frequencies of non-drug crimes, and frequencies of violent crimes? (4) Is violence more strongly associated with crack dealing than with powdered cocaine dealing? and (5) How does the developmental history of powdered cocaine sales and possession compare with the history of crack sales and possession? Variables include demographic information such as gender, residence, and race; arrest, conviction, and incarceration histories; prior criminal record; community ties; and court outcomes of the arrests. Class IV

Universe: Individuals arrested by the New York City Police Dept. for crack-related offenses (August through October of 1986) or powdered cocaine-related offenses (1983-1984).

Sampling: The data collection utilized a matched cohort research design in which a sample of defendants arrested for offenses related to crack cocaine was drawn and compared with a similarly drawn matched sample of defendants arrested for offenses related to powdered cocaine. A total of 3,403 persons in the crack cohort and 3,424 persons in the powdered cocaine cohort were sampled.

Extent of collection: 1 data file

Extent of processing: CONCHK.PR/MDATA/UNDOCCHK.PR

Card image data format

rectangular file structure

6,827 cases

301 variables

80-unit-long record

13 records per case

Fagan, Jeffrey, Steven Belenko, and Bruce D. Johnson

Changing patterns of drug abuse and criminality among crack cocaine users in New York City, 1988-1989

(ICPSR 9670)

This study was sponsored by the U.S. Dept. of Justice, National Institute of Justice. The grant number is 87-IJ-CX-0064.

Summary: This collection examines the characteristics of users and sellers of crack cocaine and the impact of users and sellers on the criminal justice system and on drug treatment and community programs. Information also was collected concerning users of drugs other than crack cocaine and the attributes of those users. Topics covered in this collection include demographic information about respondents, initiation into substance use and sales, expenses for drug use, involvement with crime, sources of income, and primary substance of abuse. Class IV

Universe: Residents of two New York City neighborhoods, some of whom had been arrested for drug offenses, some of whom used drugs but had eluded arrest, and some of whom were participating in drug treatment programs.

Sampling: Respondents were selected through police records and snowball sampling methods.

Extent of collection: 1 data file

Card image data format

rectangular file structure
1,003 cases
1,292 variables
80-unit-long record
31 records per case

Related Publications:

Belenko, S., K. Chin, and J.A. Fagan
Typologies of criminal careers among crack arrestees. New York, NY: New York City Criminal Justice Agency, 1989.

Belenko, S., J.A. Fagan, and K. Chin
"Criminal justice responses to crack." *Journal of Research in Crime and Delinquency* 28, 1 (1991), 55-74.

Dunlap, E., et al.

"Studying crack users and their criminal careers: The scientific and artistic aspects of locating hard-to-reach subjects and interviewing them about sensitive topics." *Contemporary Drug Problem* (Spring 1990), 121-144.

Goldkamp, John S., Michael R. Gottfredson, and Doris Weiland

Effects of drug testing on defendant risk in Dade County, Florida, 1987

(ICPSR 9791)

This study was sponsored by the U.S. Dept. of Justice, National Institute of Justice. The grant number is 87-IJ-CX-0007.

Summary: The purpose of this data collection was to explore the relationship between drug use and crime. Specifically, the collection was undertaken to determine whether drug test results could provide important predictive information on pretrial misconduct over and above that provided by other variables, thus supplying more data for judges to use in making bail and pretrial release decisions. Data about defendants and their criminal and drug use history were gathered. In addition, defendants were subjected to urinalysis drug testing procedures to determine the presence or absence of drugs in the urine. Both the drug testing methods and subsequent results were subjected to reliability and validity testing procedures. The independent variables in the study include demographic attributes such as defendant's sex, race, birth date, marital status, and employment; charge-related attributes such as current offense, arrest, and court disposition; prior criminal record of the defendant; current and past drug use; and drug testing results. Then dependent variables pertain to the defendant's pretrial performance and include items such as failure to appear and any rearrests. Class IV

Universe: All defendants with bondable offenses that were processed through the Dade County Court in June and July of 1987.

Sampling: Defendants were chosen from charge records. Only those charged with "bondable" offenses were chosen.

Extent of collection: 1 data file + machine-readable documentation (text)

Extent of processing: UNDOCCHK.PR/MDATA

Card image data format

rectangular file structure
2,566 cases
382 variables
80-unit-long record
11 records per case

Related Publication:
Goldkamp, J.S., M.R. Gottfredson, and
D. Weiland

"Pretrial drug testing and defendant risk."
Journal of Criminal Law and Criminology 8
(1990), 585-652.

Documentation machine-readable only

Harrell, Adele, Keiko Powers, and
Yih-Ing Hser

**Anticipating community drug
problems in Washington, DC, and
Portland, Oregon, 1984-1990**

(ICPSR 9924) (Diskette D00108)

Summary: This study examined the use of arrestee urinalysis results as a predictor of other community drug problems. A three-stage public health model was developed using drug diffusion and community drug indicators as aggregate measures of individual drug use careers. Monthly data on drug indicators for Washington, DC, and Portland, Oregon, were used to: (1) estimate the correlations of drug problem indicators over time, (2) examine the correlations among indicators at different stages in the spread of new forms of drug abuse, and (3) estimate lagged models in which arrestee urinalysis results were used to predict subsequent community drug problems. Variables included arrestee drug test results, drug-overdose deaths, crimes reported to the local police department, and child maltreatment incidents. Washington, DC, variables also included drug-related emergency room episodes. The unit of analysis was months covered by the study. The Washington, DC, data consist of 78 records, one for each month from April 1984 through September 1990. The Portland, Oregon, data contain 33 records, one for each month from January 1988 through September 1990. Class III

Universe: Washington, DC: All drug-use arrestees, drug-related emergency room episodes, drug overdose deaths, violent and property crimes, and child abuse and neglect cases. Portland, Oregon: All drug-use arrestees, drug overdose deaths, violent and property crimes, and child neglect, abuse, and endangerment cases.

Note: Part 1 has eleven 132-character records per case, and Part 2 has two 132-char-

acter records per case. Data contain explicit decimals.

Extent of collection: 2 data files + machine-readable documentation (text) + SAS data definition statements + SPSS data definition statements

Extent of processing: UNDOCCHK.ICPSR

Logical record length data format with SAS and SPSS data definition statements for each

Part 1
Washington, DC, data
rectangular file structure
78 cases
157 variables
130-unit-long record
11 records per case

Part 2
Portland, Oregon, data
rectangular file structure
33 cases
37 variables
73-unit-long record
2 records per case

Related Publications:
Hser, Y., M.D. Anglin, D.T. Wickens, L. Brecht, and J. Homer

"Techniques for the estimation of illicit drug-use prevalence: An overview of relevant issues." *NIJ Research Monograph*. Washington, DC: National Institute of Justice, 1991.

Powers, Keiko, Dominique Hanssens, Yih-Ing Hser, and Douglas Anglin

"Measuring the long-run effects of public policy: The case of narcotics use and crime." *Management Science* 37 (1991), 627-644.

Documentation machine-readable only

Hepburn, John R., C. Wayne Johnston, and Scott Rogers

**Evaluation of the Maricopa County
[Arizona] demand reduction program,
1989-1991**

(ICPSR 9977) (Diskettes D00129-D00130)

Summary: These data were collected to evaluate the Demand Reduction Program, a program initiated in Maricopa County, Arizona, in 1989 to combat drug abuse. A

consortium of municipal, county, state, and federal law enforcement agencies developed the program, which stressed user accountability. The Demand Reduction Program had two objectives: (1) to create community-wide awareness of the severity of the drug problem and to alert drug users to the increased risk of legal sanctions, and (2) to adopt a zero-tolerance position of user accountability through an emphasis on increased and coordinated law enforcement activities directed against individual offenders and special treatment programs in lieu of prosecution. Part 1 of the collection, Demand Reduction Program Data, provides information on prosecutor's disposition, arrest date, submitted charges, filed charges, prior charges, disposition of charges, drugs offender used in last three months, information on prior drug treatment, type of attorney, and arrestee's age at arrest, sex, marital status, income, and living arrangement. Part 2 is a Citizen Survey conducted in January 1990, ten months after the implementation of the Demand Reduction Program. Adult residents of Maricopa County were asked in telephone interviews about their attitudes toward drug use and tax support for drug treatment, education, and punishment; their knowledge of the Demand Reduction Program; and demographic information. Parts 3 and 4 supply data from surveys of Maricopa County police officers, conducted in March 1990 and April 1991, to measure attitudes regarding the Demand Reduction Program with respect to (1) police effort, (2) inter-agency cooperation, (3) the harm involved in drug use, and (4) support for diversion to treatment. The two police surveys contained identically-worded questions, with only a small number of different questions asked the second year. Variables include officer's rank, years at rank, years in department, shift worked, age, sex, ethnicity, education, marital status, if officer was the primary or secondary wage earner, officer's perception of and training for the Demand Reduction Program, and personal attitudes toward drug use. Part 5 provides arrest data from the Maricopa County Task Force, which arrested drug users through two methods: (1) sweeps of public and semi-public places, and (2) "reversals," where drug sellers were arrested and replaced by police officers posing as drug sellers, who then arrested the drug buyers. Data include arrest date, operation number, operation beginning and ending date, operation type, region where operation was conducted, charge resulting from arrest, Demand Reduction Program identification number, and arrestee's sex, race, and date of birth.

Universe: Parts 1 and 5: Adult drug users in Maricopa County, Arizona. Part 2: Adult residents of Maricopa County, Arizona. Parts 3-4: Police officers in participating law enforcement agencies of the Maricopa County Demand Reduction Program.

Sampling: Parts 1 and 5: Cases represent drug users arrested by Maricopa County police officers (Part 1) or Task Force officers (Part 5) between March 1989 and February 1991, whose cases were reviewed by the Maricopa County Attorney's Office by March 1, 1991. Part 2: The sample of adult residents in Maricopa County was provided through a random-digit telephone survey method. Parts 3-4: The sample of police officers was obtained by distributing questionnaires during the briefing period preceding all three shifts on each day of one Thursday-Friday-Saturday time period between March 1990 and April 1991.

Note: Recidivism was defined as any new charge submitted to the Maricopa County Attorney's Office after the offense which first brought the offender to the attention of the Demand Reduction Program. Variables on subsequent charges should be used for recidivism analysis.

Extent of collection: 5 data files + machine-readable documentation (text) + SAS data definition statements + SPSS data definition statements + data collection instruments

Extent of processing: MDATA/ RECODE/
UNDOCCHK.ICPSR

Logical record length data format with SAS and SPSS data definition statements

Part 1
Demand reduction program data
rectangular file structure
7,012 cases
286 variables
659-unit-long record
1 record per case

Part 2
Citizen survey, 1990
rectangular file structure
393 cases
38 variables
84-unit-long record
1 record per case

Part 3

Survey of police officers, 1990

rectangular file structure
1,172 cases
49 variables
87-unit-long record
1 record per case

Part 4

Survey of police officers, 1991

rectangular file structure
1,216 cases
52 variables
90-unit-long record
1 record per case

Part 5

Task force data

rectangular file structure
730 cases
28 variables
62-unit-long record
1 record per case

Related Publications:

Hepburn, John R., C. Wayne Johnston, and Scott Rogers

"The Maricopa County demand reduction program: An evaluation report" (Final Report). Washington, DC: National Institute of Justice, April 1992.

Hepburn, John R., C. Wayne Johnston, and Scott Rogers

"Responding to casual drug users: An evaluation report of the Maricopa County demand reduction program" (Executive Summary). Washington, DC: National Institute of Justice, April 1992.

Documentation machine-readable only

Kleiman, Mark A.R., and Christopher E. Putala

Retail-level heroin enforcement and property crime in 30 cities in Massachusetts, 1980-1986

(ICPSR 9667)

This study was sponsored by the U.S. Dept. of Justice, National Institute of Justice. The grant number is 85-IJ-CX-0027.

Summary: In undertaking this data collection, the principal investigators sought to determine (1) whether police enforcement against drug crimes, specifically heroin crimes, had any influence on the rates of nondrug crimes,

and (2) what effect intensive law enforcement programs against drug dealers had on residents where those programs were operating. To achieve these objectives, data on crime rates for seven successive years were collected from police records of 30 cities in Massachusetts. Data were collected for the following offenses: murder, rape, robbery, assault, larceny, and automobile theft. The investigators also interviewed a sample of residents from 3 of those 30 cities. Residents were queried about their opinions of the most serious problem facing people today, their degree of concern about being victims of crime, and their opinions of the effectiveness of law enforcement agencies in handling drug problems. Class IV

Universe: Parts 2-4: All residents in Massachusetts during 1986.

Sampling: A stratified random sample was used in Parts 2-4.

Extent of collection: 4 data files

Logical record length data format

Part 1

Crime data

rectangular file structure
2,520 cases
11 variables
57-unit-long record
1 record per case

Part 2

Lynn survey data

rectangular file structure
442 cases
27 variables
53-unit-long record
1 record per case

Part 3

Framingham survey data

rectangular file structure
417 cases
27 variables
53-unit-long record
1 record per case

Part 4

Lawrence survey data

rectangular file structure
405 cases
27 variables
53-unit-long record
1 record per case

Related Publication:

Kleiman, M.A.R.

"Bringing back street level heroin enforcements" (unpublished report), 1986.

Klein, Malcolm W., and Cheryl L. Maxson

Gang Involvement in "rock" cocaine trafficking in Los Angeles, 1984-1985

(ICPSR 9398)

This study was sponsored by the U.S. Dept. of Justice, National Institute of Justice. The grant number is 85-IJ-CX-0057.

Summary: The purpose of this data collection was to investigate the possible increase in gang involvement within cocaine and "rock" cocaine trafficking. Investigators also examined the relationship between gangs, cocaine trafficking, and increasing levels of violence. They attempted to determine the effects of increased gang involvement in cocaine distribution in terms of the location of an incident, the demographic profiles of suspects, and the level of firearm use. They also looked at issues such as whether the connection between gangs and cocaine trafficking yielded more drug-related violence, how the connection between gangs and cocaine trafficking affected police investigative processes such as intra-organizational communication and the use of special enforcement technologies, what kinds of working relationships were established between narcotics units and gang control units, and what were the characteristics of the rock trafficking and rock house technologies of the dealers. Major variables characterizing the various units of observation include evidence of gang involvement, presence of drugs, presence of a rock house, presence of firearms or other weapons, presence of violence, amount of cash taken as evidence, prior arrests, and law enforcement techniques. Class IV

Universe: Cases were selected from arrest logs in the five police stations in two jurisdictions of Los Angeles County. The two jurisdictions were not selected to be representative of any geographic area. Instead, the investigators sought to capture the phenomena of interest at their highest points of concentration.

Sampling: All arrests of gang members for homicide and for sale of cocaine or possession for sale were included in the sample. An equal number of nongang cases was selected randomly in proportion to each sta-

tion's contribution to the total number of nongang arrests for each year. Nongang cocaine cases were oversampled.

Extent of collection: 9 data files + machine-readable documentation

Logical record length data format

Part 1

Cocaine sales: Arrest incident
rectangular file structure

741 cases

87 variables

152-unit-long record

1 record per case

Part 2

Individual participants: Arrest incident
rectangular file structure

1,560 cases

42 variables

80-unit-long record

1 record per case

Part 3

Prior arrest history
rectangular file structure

6,463 cases

42 variables

80-unit-long record

1 record per case

Part 4

Multiple event incident
rectangular file structure

33cases

20 variables

80-unit-long record

1 record per case

Part 5

Single event, part of multiple-event incident
rectangular file structure

74 cases

50 variables

80-unit-long record

1 record per case

Part 6

Individual participants
rectangular file structure

143 cases

43 variables

82-unit-long record

1 record per case

Part 7

Prior arrest history of event participants

rectangular file structure

504 cases

12 variables

80-unit-long record

1 record per case

Part 8

Homicide incident

rectangular file structure

259 cases

67 variables

95-unit-long record

1 record per case

Part 9

Suspects or victims of homicide incident

rectangular file structure

1,349 cases

8 variables

80-unit-long record

1 record per case

Documentation machine-readable only

Manpower Demonstration Research Corporation

National supported work evaluation study, 1975-1979: Public use files

(ICPSR 7865)

The National Supported Work Demonstration (of which this study is an evaluation) was a transitional, subsidized work experience program for four target groups of people with longstanding employment problems: ex-offenders, former drug addicts, women who are long-term recipients of welfare benefits, and school dropouts, many with criminal records. For four years, at 15 locations across the country, the program provided up to 12 to 18 months of employment to a total of about 10,000 individuals. In ten of these sites—Atlanta, Chicago, Hartford, Jersey City, Newark, New York, Philadelphia, Oakland, San Francisco and Wisconsin—6,600 eligible applicants were randomly assigned either to experimental groups (offered a job in supported work) or to control groups, and an evaluation was conducted on the effects of the Supported Work program. At the time of enrollment, each respondent was given a retrospective baseline interview, generally covering the previous two years, which was followed by up to four follow-up interviews scheduled at nine-month intervals. Each interview collected data on demographic characteristics, employ-

ment history, job search, mobility, household income, housing, and respondent's drug use. AFDC recipients were further asked about children in school and welfare participation, while all non-AFDC respondents were questioned about any extralegal activities. Two public use files have been compiled from this data collection, the Supported Work Employment and Earnings File and the Supported Work Deviant Behavior File. Each file contains data for 6,500 persons for up to five interviews. The Employment and Earnings File contains data from all interview modules *except* the drug and crime sections; the Deviant Behavior File contains all variables on the Employment and Earnings File and adds drug and crime information. Each respondent has up to six logical, fixed-length records, with each record corresponding to a completed interview (up to five) and one additional short "cross-document" record. These files are currently available only in fourbyte binary. They may be read using IBM (compatible) Fortran. The binary files require three 2,400 foot magnetic tapes written at 6,250 b.p.i. or 4-6 reels at 1,600 b.p.i. A User's Guide describing the collection and its components is available and should be read before the collection or any part of it is ordered. Class IV

Maxson, Cheryl L., Malcolm W. Klein, and Lea C. Cunningham

Street gangs and drug sales in Pasadena and Pomona, California, 1989-1991

(ICPSR 6255) (Diskette D00184)

Summary: These data were collected to explore connections between street gangs and drug distribution. The research objectives for this study were (1) to assess the magnitude of gang involvement in cocaine and other drug sales in two suburban cities, (2) to compare the characteristics of gang-involved drug sale incidents with those without gang involvement, (3) to assess the generalizability of findings on cocaine to other drugs, and from urban to more suburban settings, and (4) to translate the implications of the research findings into the development of law enforcement strategies. Law enforcement arrest records and gang membership records were obtained for two study sites, Pasadena and Pomona, California. Part 1, the incident-level file, supplies information on arrest incidents qualifying as drug sales. Variables in the file include

presence at arrest of violence, guns, cash, and drugs; types of charges; gang characteristics of the incident; racial/ethnic makeup of arrestees; gender of arrestees; and gang affiliation of arrestees. Part 2, the participant-level file, supplies data on each participant in each incident. Variables in this file include gender, ethnicity, gang membership status, and charges.

Universe: Cities in the United States with populations of 100,000–300,000 that reported the onset of gangs prior to 1981.

Sampling: Pasadena and Pomona were selected from a pool of cities with populations of 100,000–300,000 that had reported the existence of gangs prior to 1981. All drug sale incidents in the two selected cities from 1989 to 1991 were included, as were all suspects arrested for these offenses, and their co-arrestees. Incidents were coded as cocaine or non-cocaine, gang or non-gang. Up to 100 cases in each of the four groups were sampled randomly from the list constructed for each city.

Extent of collection: 2 data files + machine-readable documentation (text) + SAS data definition statements + SPSS data definition statements + data collection instruments

Extent of processing: MDATA.PR/ CDBK.ICPSR/ UNDOCCHK.ICPSR/ CONCHK.ICPSR/ DDEF.ICPSR/ REFORM.DATA

Logical record length data format with SAS and SPSS data definition statements

Part 1
Incident-level data
rectangular file structure
654 cases
109 variables
274-unit-long record
1 record per case

Part 2
Participant-level data
rectangular file structure
1,092 cases
16 variables
39-unit-long record
1 record per case

Related Publications:
Maxson, Cheryl L., Malcolm W. Klein, and Lea C. Cunningham
"Street gangs and drug sales" (Final Report). Washington, DC: National Institute of Justice, 1993.

Maxson, Cheryl L.

"Street gangs and drug sales in two suburban cities." Research in Brief.

Documentation machine-readable only

Minnesota Criminal Justice System
Driving While Intoxicated Task Force

Recidivism among convicted drunk drivers: Minnesota, 1982

(ICPSR 8601)

Summary: This data collection focuses on recidivism among persons convicted for driving while intoxicated. It contains information about the charging and sentencing of drunk driving offenders and repeat offenders. Variables include charge, conviction, sentence, number of alcohol and nonalcohol related violations, subsequent action, sex, age, and date of sentencing. Class IV

Universe: All persons convicted of driving while intoxicated in the state of Minnesota.

Sampling: Defendants were selected on the basis of those convicted and sentenced to serve time in the county jail and those convicted and sentenced to probation or fine.

Extent of collection: 1 data file

Card image data format

rectangular file structure
499 cases
40 variables
80-unit-long record
4 records per case

National Center for Health Statistics

National health interview survey, 1991: Drug and alcohol use supplement

(ICPSR 6132)

Summary: The purpose of the National Health Interview Survey (NHIS) is to obtain information about the amount and distribution of illness, its effects in terms of disability and chronic impairments, and the kinds of health services people receive. This supplement includes variables from the core Person File

(see **National health interview survey, 1991** [ICPSR 6049]), including sex, age, race, marital status, veteran status, education, income, industry and occupation codes, and limits on activity. Variables unique to this supplement include respondents' use of alcohol, sedatives, tranquilizers, painkillers, inhalants, stimulants, heroin, hallucinogens, marijuana, and cocaine. Respondents were also asked if they ever used a controlled substance, how often they used it, when they last used it, and at what age they first used it. Questions about personal and legal problems due to drug and/or alcohol use were asked as well. In addition, respondents were queried about activities performed while under the influence of drugs and/or alcohol, and if they had tried to cut down on the use of these substances. Class IV

Universe: Civilian, noninstitutionalized population of the 50 states and the District of Columbia.

Sampling: The NHIS uses a stratified multi-stage probability sampling design. The NHIS Drug and Alcohol Use Supplement was given to all sample persons 18–44 years of age.

Note: Item nonresponse was handled differently than in many NHIS special topic questionnaires. Because the questionnaire was self-administered and "Don't know" was not listed as a valid response, all missing or out-of-range codes were combined into a single "unknown" category (code = 9). Per agreement with NCHS, ICPSR distributes the data file(s) and technical documentation in this collection in their original form as prepared by NCHS.

Restrictions: In preparing the data tape(s) for this collection, the National Center for Health Statistics (NCHS) has removed direct identifiers and characteristics that might lead to identification of data subjects. As an additional precaution, NCHS requires, under Section 308(d) of the Public Health Service Act (42 U.S.C. 242m), that data collected by NCHS not be used for any purpose other than statistical analysis and reporting. NCHS further requires that analysts not use the data to learn the identity of any persons or establishments and that the director of NCHS be notified if any identities are inadvertently discovered. ICPSR member institutions and other users ordering data from ICPSR are expected to adhere to these restrictions.

Extent of collection: 1 data file + machine-readable documentation (text) + data collection instrument

Extent of processing: **FREQ.PR**

Logical record length data format

rectangular file structure
21,174 cases
approx. 256 variables
512-unit-long record
1 record per case

Related Publications:

National Center for Health Statistics, U.S. Dept. of Health and Human Services
"Current estimates from the National Health Interview Survey, 1991." *Vital and Health Statistics, Series 10, No. 184*. DHHS Publication No. (PHS) 93-1512. Public Health Service. Washington, DC: U.S. Government Printing Office, December 1992.

National Center for Health Statistics, U.S. Dept. of Health and Human Services
"Design and estimation for the National Health Interview Survey, 1985–1994." *Vital and Health Statistics, Series 2, No. 110*. DHHS Publication No. (PHS) 89-1384. Public Health Service. Washington, DC: U.S. Government Printing Office, August 1989.

Documentation machine-readable only

National Center for Health Statistics

National maternal and infant health survey, 1988

(ICPSR 9730)

Summary: This survey was designed to explore factors that cause negative pregnancy outcomes. Questions were asked of pregnant women concerning prenatal care; weight gain or loss during pregnancy; alcohol, cigarette, or drug use during pregnancy; and whether vitamin or mineral supplements were taken before or during pregnancy. In addition, questions were asked about the use of home pregnancy tests; exercise before and during pregnancy; medical care before, during, and after delivery; previous pregnancies and their outcomes; birth control use; and how the mother felt and behaved. Demographic information about the mother such as marital status; marital history; date of birth; state of birth; mother's weight at birth; weight changes before, during, and after pregnancy; height; race; education; work history; and place of residence was obtained. Information about the father includes items such as age, height, weight, education, and job status. In

addition, family income questions were asked, as were questions about the health, care, and feeding of the baby. Information was also taken from birth certificates and fetal and infant death certificates. Class IV

Universe: Women between the ages of 15 and 49 who had a pregnancy in 1988.

Sampling: Stratified, systematic sampling from the 48 states, the District of Columbia, and New York City in 1988. For Part 2, the Texas—Hispanic Sample, all Texans from the national file were combined with an oversample of Texas Hispanics.

Note: Per agreement with NCHS, ICPSR distributes the data file(s) and technical documentation in this collection in their original form as prepared by NCHS.

Restrictions: In preparing the data tape(s) for this collection, the National Center for Health Statistics (NCHS) has removed direct identifiers and characteristics that might lead to identification of data subjects. As an additional precaution, NCHS requires, under Section 308(d) of the Public Health Service Act (42 U.S.C. 242m), that data collected by NCHS not be used for any purpose other than statistical analysis and reporting. NCHS further requires that analysts not use the data to learn the identity of any persons or establishments and that the director of NCHS be notified if any identities are inadvertently discovered. ICPSR member institutions and other users ordering data from ICPSR are expected to adhere to these restrictions.

Extent of collection: 2 data files

Extent of processing: UNDOCCHK.PR/
CONCHK.PR/ MDATA

Logical record length data format

Part 1

National sample
rectangular file structure
26,355 cases
approx. 1,300 variables
6,436-unit-long record
1 record per case

Part 2

Texas—Hispanic sample
rectangular file structure
1,979 cases
approx. 1,300 variables
6,436-unit-long record
1 record per case

Related Publications:

Brooks, Camilla

"Pregnancy history analysis: 1988 national maternal and infant health survey."

Jeng, L., R. Moore, R. Kaczmarek, et al.

"Are home pregnancy tests used? Results from the 1988 national maternal and infant health survey." *Birth* 18, 1 (1991), 11–13.

Sanderson, M., P. Placek, and K. Keppel

"Maternal and infant health survey: Design, content, and data availability." *Birth* 18, 1 (1991), 26–32.

National Institute on Drug Abuse,
U.S. Dept. of Health and Human Services

National household surveys on drug abuse

This data collection measures the prevalence and correlates of drug use in the United States. Information is provided on the use of illicit drugs, alcohol, anabolic steroids, and tobacco among members of the United States household population aged 12 and older.

Data are also provided on treatment for drug use and on illegal activities related to drug use. Questions include age at first use as well as lifetime, annual, and past month usage for the following drug classes: cannabis, inhalants, cocaine, hallucinogens, heroin, alcohol, tobacco, and nonmedical use of psychotherapeutics. Standard demographic data are also supplied, along with information on problems resulting from the use of drugs, alcohol, and tobacco, and respondents' perceptions of the risks involved. Demographic data include sex, race, ethnicity, educational level, job status, income level, household composition, and population density. Class IV

Universe: The noninstitutionalized civilian population of the coterminous United States, aged 12 and older, living in households.

National household survey on drug abuse, 1990

(ICPSR 9833)

Sampling: Multistage area sample design with an oversampling of young people, minorities, and the Washington, DC, Metropolitan Statistical Area.

Extent of collection: 1 data file + machine-readable documentation (text) + database dictionary

Extent of processing: MDATA/FREQ.PR

Logical record length data format

rectangular file structure
9,259 cases
approx. 1,006 variables
1,953-unit-long record
1 record per case

Documentation machine-readable only

National household survey on drug abuse, 1991

(ICPSR 6128)

Sampling: Multistage area sample design with oversampling of six Metropolitan Statistical Areas of special interest: Washington, DC; New York; Miami; Chicago; Denver; and Los Angeles. Minorities and youth aged 12-17 were also oversampled.

Note: (1) The Appendices are available in hardcopy form only. (2) See also Virag, Thomas, Brenda Cox, and J. Valley Rachal, **National household survey on drug abuse, 1988** (ICPSR 9522).

Extent of collection: 1 data file + machine-readable documentation (text) + SAS data definition statements + SPSS data definition statements

Extent of processing: CONCHK.PR/MDATA/FREQ.PR

Logical record length data format with SAS and SPSS data definition statements

rectangular file structure
32,594 cases
1,283 variables
2,615-unit-long record
1 record per case

Documentation partially machine-readable

National Institute of Justice,
U.S. Dept. of Justice

Drug use forecasting in 24 cities in the United States, 1987-1992

(ICPSR 9477) (Diskettes D00101-D00107,
D00140-D00141)

Summary: This data collection investigates the level of drug use among booked arrestees and monitors changes in drug use trends. These data address the following topics: (1) types of drugs used by arrestees (self-report and urinalysis), (2) self-reported level of dependency on drugs, (3) self-reported need for alcohol/drug treatment, (4) the relationship between drug use and certain types of offenses, and (5) the relationship between self-reported drug use and urinalysis findings. The data also reflect the arrestee's current charge, self-reported drug use, and age at first drug use. Demographic variables supplied include age of arrestee, ethnicity, sex, education, marital status, and employment status. The drugs tested for by the drug testing system EMIT include marijuana, opiates, cocaine, PCP, methadone, benzodiazepines (Valium), methaqualone, propoxyphene (Darvon), barbiturates, and amphetamines (positive confirmation for amphetamines by gas chromatography). Questions about recent and past use, age at first use, and length of dependency were asked of arrestees for each drug they reported ever having tried. Other topic areas covered by the data include type of offense for which arrested, injection history, drug and alcohol treatment history, and treatment needs. The unit of observation is the individual.

Universe: Booked arrestees in 24 sites in the United States.

Sampling: The data were collected from booked arrestees as follows. 1987 data: 2,993 males at 11 sites, 516 females at 5 sites. 1988 data: 10,554 males at 20 sites, 3,261 females at 14 sites. 1989 data: 16,186 males and 5,804 females at 21 sites. 1990 data: 20,556 males at 23 sites, 7,769 females at 21 sites. 1991 data: 22,335 males at 24 sites, 8,330 females at 21 sites. 1992 data: 22,265 males at 24 sites, 8,322 females at 21 sites. The number of males charged with sale or possession of drugs included in the sample was limited to avoid having them dominate the sample. All female arrestees, regardless of charge, were selected for inclusion because of the smaller number of female arrestees.

Note: SPSS export files are available for all data files except Parts 3 and 6.

Extent of collection: 8 data files + machine-readable documentation (text) + SAS data definition statements + SPSS data definition statements + data collection instrument

Extent of processing: CONCHK.PR/ MDATA/ UNDOCCHK.PR/ RECODE

Card image (Parts 3, 6, and 8) and logical record length data formats with SPSS export files and SAS and SPSS data definition statements

Part 1

Male and female arrestees data, November 1987–December 1988

rectangular file structure

13,815 cases

184 variables

351-unit-long record

1 record per case

Part 3

Male and female arrestees data, 1989

rectangular file structure

21,991 cases

276 variables

80-unit-long record

8 records per case

Part 6

Male and female arrestees data, June–December 1987

rectangular file structure

3,509 cases

136 variables

64-unit-long record

6 records per case

Part 8

Male and female arrestees data, 1990

rectangular file structure

28,325 cases

276 variables

80-unit-long record

7 records per case

Part 11

Male arrestees data, 1991

rectangular file structure

22,335 cases

276 variables

671-unit-long record

1 record per case

Part 14

Female arrestees data, 1991

rectangular file structure

8,330 cases

276 variables

671-unit-long record

1 record per case

Part 18

Male arrestees data, 1992

rectangular file structure

22,265 cases

250 variables

628-unit-long record

1 record per case

Part 21

Female arrestees data, 1992

rectangular file structure

8,322 cases

250 variables

628-unit-long record

1 record per case

Nurco, David

**Crime days precursors study:
Baltimore, 1952–1976**

(ICPSR 8222)

This study was sponsored by the U.S. Dept. of Justice, National Institute of Justice. The grant number is 82-IJ-CX-0031.

Summary: This study focuses on 354 male narcotic addicts who were selected using a stratified random sample from a population of 6,149 known narcotic abusers arrested or identified by the Baltimore, Maryland Police Dept. between 1952 and 1976. The sample was stratified based on race and year of police contact. These data were collected between July 1973 and January 1978. Variables include respondent's use of marijuana, hallucinogens, amphetamines, barbituates, codeine, heroin, methadone, cocaine, tranquilizers, and other narcotics. Also of interest is the respondent's past criminal activity including arrests, length of incarceration, educational attainment, employment history, personal income, mobility, and drug treatment, if any. There are four files in the data collection, each one containing 5,438 card image records. Class IV

Nurco, David

Criminality among narcotic addicts in Baltimore: The role of nonnarcotic drugs, 1973-1978

(ICPSR 8604)

This study was sponsored by the United States Dept. of Justice, National Institute of Justice. The grant number is 82-IJ-CX-0031.

Summary: This study investigated the frequency with which various nonnarcotic substances were used by male narcotic addicts and the relation of these substances to different types of criminal activity during periods of active addiction and periods of nonaddiction. The variables were designed to facilitate an analysis of narcotic addicts as crime risks, patterns of nonnarcotic drug use, and the percentage of illegal income addicts obtained during periods of addiction compared with periods of nonaddiction. Information is included concerning types of narcotic drug use, crime patterns, and use of marijuana, cocaine, barbituates, amphetamines, and librium. Class IV

Universe: Population of known narcotic offenders arrested by the Baltimore police department between 1952 and 1976.

Sampling: The sample consists of 354 male narcotic addicts who were selected from a population of 6,149 known narcotic offenders arrested by the Baltimore police department between 1952 and 1976. The sample was stratified by race and year of police contact. These 354 sample addicts were selected because they had used addictive narcotic drugs at least four days per week for a period of more than one month. The majority of subjects were heroin addicts.

Extent of collection: 3 data files + machine-readable documentation

Card image data format

Part 1

Crime risk file
rectangular file structure
354 cases
approximately 15 to 18 variables
80-unit-long record
24 records per case

Part 2

Drug use file
rectangular file structure
354 cases
approximately 15 to 18 variables
80-unit-long record
24 records per case

Part 3

Illegal income file
rectangular file structure
354 cases
24 variables
80-unit-long record
3 records per case

Related Publications:

Nurco, David N., Ira H. Cisin, and John C. Ball
"Crime as a source of income for narcotic addicts." *Journal of Substance Abuse Treatment* 2 (1985), 113-115.

Shaffer, John W., et al.

"The frequency of nonnarcotic drug use and its relationship to criminal activity among narcotic addicts." *Comprehensive Psychiatry* 26, 6 (1985), 558-566.

Shaffer, John W., et al.

"Patterns of nonnarcotic drug use among male narcotic addicts." *Journal of Drug Issues* 16, 3 (Summer 1986), 435-442.

Nurco, David, et al.

Variations in criminal patterns among narcotic addicts in Baltimore and New York City, 1983-1984

(ICPSR 9586)

This study was sponsored by the U.S. Dept. of Justice, National Institute of Justice. The grant number is 86-IJ-CX-0030.

Summary: This data collection was undertaken to develop a typology of narcotic addicts according to the kind, frequency, and seriousness of their crimes and to identify the most serious criminal offenders, thereby determining which individuals are best suited to rehabilitation. The following questions are addressed by the data: (1) What "types" of narcotic addicts can be distinguished in terms of their criminal behavior? Which of these types are amenable to rehabilitation? (2) At what time during their addiction careers do addicts commit the most crime? Do narcotic addicts "mature" out of addiction? (3) What is the relationship between individuals' involvement in crime prior to addiction and their criminal activity and drug use over their addiction

career? (4) Which demographic, personality, or other factors are associated with serious crime committed during periods of narcotic addiction? (5) What are the contributions of situational and dispositional factors to the relationship between addiction and crime? Part 1 of the collection details the subjects' addiction careers, the age they first used various drugs, the age they first became addicted to narcotics, the amount of time they were addicted/not addicted to narcotics, and the total length of their addiction careers. Part 2 contains variables generated by cluster analysis, including cluster assignment or "type." Part 3 includes the educational, occupational, and arrest histories of the subjects, as well as the drug use and arrest histories of their families. Part 4 file consists of Minnesota Multiphasic Personality Inventory and Raven Progressive Matrix scores. The frequency and types of crime that subjects committed during the preaddiction period comprise Part 5, while the frequency and nature of drug use during the preaddiction period comprise Part 6. Parts 7 and 8 contain crime variables and drug use variables, respectively, across all nonaddiction periods. Finally, Part 9 contains data characterizing crime across all addiction periods, and Part 10 contains variables regarding drug use across total addiction periods. Class IV

Universe: Male narcotic addicts in Baltimore and New York City.

Sampling: Data were collected from interviews with 250 male narcotic addicts. These men were consecutively admitted as outpatients to methadone treatment centers in Baltimore and New York City between May 1983 and April 1984. The Baltimore sample was drawn from the outpatient population of five treatment centers. The New York sample was drawn from a single large-capacity center. Individuals who experienced a first period of narcotic addiction at least two years before the interview and who were at least 25 years of age were eligible for the study.

Note: The data are organized by topic into a series of ten data files. Each file contains data for 250 cases, with the exception of Parts 4, 7, and 8, in which some cases have been deleted because data are missing for the entire case.

Extent of collection: 10 data files + machine-readable documentation

Card image data format

Part 1
Addiction career data file
rectangular file structure
250 cases
15 variables
80-unit-long record
1 record per case

Part 2
Cluster assignment data file
rectangular file structure
250 cases
12 variables
80-unit-long record
1 record per case

Part 3
School, employment, criminal justice, and family
rectangular file structure
250 cases
23 variables
80-unit-long record
1 record per case

Part 4
MMPI and Raven scores
rectangular file structure
245 cases
19 variables
80-unit-long record
1 record per case

Part 5
Crime during preaddiction periods
rectangular file structure
250 cases
23 variables
80-unit-long record
1 record per case

Part 6
Drug use during preaddiction periods
rectangular file structure
250 cases
25 variables
80-unit-long record
1 record per case

Part 7
Crime across nonaddiction periods
rectangular file structure
214 cases
24 variables
80-unit-long record
1 record per case

Part 8

Drug use across nonaddiction periods

rectangular file structure

214 cases

26 variables

80-unit-long record

1 record per case

Part 9

Crime across addiction periods

rectangular file structure

250 cases

24 variables

80-unit-long record

1 record per case

Part 10

Drug use across total addiction periods

rectangular file structure

250 cases

26 variables

80-unit-long record

1 record per case

Related Publications:

Nurco, David N., et al.

"Drug offender typology development" (final report for the National Institute of Justice). Baltimore, MD: Friends Medical Science Research Center, 1989.

Nurco, David N., et al.

"Nonnarcotic drug use over an addiction career: A study of heroin addicts in Baltimore and New York City." *Comprehensive Psychiatry* 29 (1988), 450-459.

Nurco, David N., et al.

"Differential criminal patterns of narcotic addicts over an addiction career." *Criminology* 26 (1988), 407-423.

Documentation machine-readable only

Pearson, Frank S.

Deterring drug use with intensive probation in New Jersey, 1989-1990

(ICPSR 9919) (Diskette D00074)

Summary: These data were collected to measure the degree to which subjective deterrence and rational choice are effective in reducing drug-use recidivism rates. Baseline interviews were conducted with participants upon entering a drug rehabilitation program in New Jersey. Under the terms of this program, which was an alternative to prison, any incident of drug use occurring during the rehabilitation period would result in the participant's returning to prison. Follow-up interviews were conducted when the

participant either had a drug/alcohol use relapse or successfully completed a year in the program without a drug-use incident. Baseline interviews included questions about alcohol and drug-use history, as well as initial reactions to the drug rehabilitation program. Follow-up interviews probed for participants' feelings about the drug rehabilitation program experience. Further questions concerned participants' failure or success at staying away from drugs or alcohol. Class III

Universe: Individuals in the Intensive Supervision Program in New Jersey.

Sampling: All individuals (546) who entered the Intensive Supervision Program in New Jersey between January 1, 1989, and April 30, 1990, of which 516 were interviewed.

Extent of collection: 1 data file + machine-readable documentation (text) + SAS data definition statements + SPSS data definition statements

Extent of processing: CONCHK.ICPSR/MDATA/FREQ.PR/UNDOCKCHK.ICPSR

Card image data format with SAS and SPSS data definition statements

rectangular file structure

546 cases

694 variables

80-unit-long record

23 records per case

Related Publication:

Pearson, Frank S.

Deterring drug use with intensive supervision. New Brunswick, NJ: Institute for Criminological Research, 1991.

Documentation machine-readable only

Pennell, Susan, and Christine Curtis

Comparison of drug control strategies in San Diego, 1989

(ICPSR 9990)

Summary: This study assesses the consequences for offenders of various drug enforcement strategies employed by the San Diego Police Dept. and profiles the factors that characterize street-level and mid-level dealers, drug users, and the drug market. The drug enforcement strategies examined include the use of search warrants, body wires, police

decoys, surveillance, officer buys and sells, wiretaps, and sweeps. Measures of the consequences of arrests include drug and property seizures, convictions, and sentences. The data were drawn from police and court records of drug arrests made by three special sections of the police department in San Diego, California. Additionally, data were collected through personal interviews conducted at the time of arrest with a subsample of persons arrested for drug charges. The interview portion of the study provides information about the demographics and characteristics of drug users and dealers, criminal history and drug use history, current arrest information, and offenders' opinions about drug use, drug sales, police strategies, and the drug market. The arrest tracking file contains demographic information about the offender, including criminal history and gang membership, as well as data on each arrest through final disposition, charges, and sentencing. Class IV

Universe: Individuals arrested on drug charges in San Diego.

Sampling: In Part 1, the Arrest Tracking File, the data were drawn from arrest records with at least one drug charge made by specialized narcotic and gang divisions at the San Diego Police Dept. from June to November of 1989. Individuals for the interview data were chosen using an availability sampling method. Two to three days a week, the logs of arrests were reviewed to develop a list of persons arrested for at least one drug charge by one of the three specialized police divisions. Women were excluded from the interview sample.

Note: Data about the arrest case (including the arresting division, location of arrest, drugs and property seized, and the police strategies used in making the arrest) were recorded only for those individuals considered the key arrest in each case. In most instances the key arrest was the person with the most serious drug charge.

Extent of collection: 2 data files + machine-readable documentation (text)

Extent of processing: UNDOCCHK.PR

Card image data format

Part 1
Arrest tracking data file
rectangular file structure
1,432 cases
122 variables
80-unit-long record
5 records per case

Part 2
Interview data file
rectangular file structure
123 cases
393 variables
80-unit-long record
8 records per case

Related Publication:

Pennell, S., and C. Curtis.

Crack abatement: Comparison of drug control strategies. San Diego, CA: San Diego Association of Governments Press, 1992.

Documentation machine-readable only

Shannon, Lyle W.

Patterns of drug use and their relation to improving prediction of patterns of delinquency and crime in Racine, Wisconsin, 1961-1988

(ICPSR 9684)

This study was sponsored by the U.S. Dept. of Justice, National Institute of Justice. The grant number is 87-J-CX-0045.

Summary: This dataset presents information on the relationship between drug and alcohol use and contacts with police for persons in Racine, Wisconsin born in 1955. This collection is part of an ongoing longitudinal study of three Racine, Wisconsin birth cohorts: those born in 1942, 1949, and 1955. Only those born in 1955 were considered to have potential for substantial contact with drugs, and thus only the younger cohort was targeted for this collection. Data were gathered for ages 6 to 33 for the cohort members. The file contains information on the most serious offense during the juvenile and adult periods, the number of police contacts grouped by age of the cohort member, seriousness of the reason for police contact, drugs involved in the incident, the reason police gave for the person having the drugs, the reason police gave for the contact, and the neighborhood in which the juvenile was socialized. Other variables include length of residence in Racine of the cohort

member, and demographic information including age, sex, and race. Class IV

Universe: All individuals born in 1955 in Racine, Wisconsin, and those who had migrated there by the age of 6.

Sampling: The sample includes all individuals born in 1955 and attending school (i.e., appearing in the Racine school census records) in 1966.

Note: Other datasets that are part of this ongoing study include: **Juvenile delinquency and adult crime, 1948-1977 [Racine, Wisconsin]: Three birth cohorts (ICPSR 8163), Juvenile delinquency and adult crime, 1948-1977 [Racine, Wisconsin]: City ecological data (ICPSR 8164), and Sanctions in the justice system, 1942-1977: The effects on offenders in Racine, Wisconsin (ICPSR 8530)**. Also, users should note that police contact, rather than the individual, is the unit of analysis in this collection, and that each contact is a record. Therefore, there can be multiple records (contacts) per individual. Each individual is identified by the variable UID (Unique Identification Number).

Extent of collection: 1 data file + data collection instrument

Extent of processing: CONCHK.PR/MDATA/UNDOCCHK.PR

Card image data format

rectangular file structure
9,960 cases
19 variables
80-unit-long record
1 record per case

Related Publications:

Shannon, Lyle W.

Changing patterns of delinquency and crime: A longitudinal study in Racine. Boulder, CO: Westview Press, 1991.

Shannon, Lyle

Criminal career continuity: Its social context. New York, NY: Human Sciences Press, 1988.

Lab, Steven P.

"Analyzing change in crime and delinquency rates: The case for cohort analysis." *Criminal Justice Research Bulletin* 3, 10 (1988).

Snortum, John R.

Drinking and driving: A survey of licensed drivers in the United States, 1983

(ICPSR 8356)

This study was sponsored by the U.S. Dept. of Justice, National Institute of Justice. The grant number is 82-IGCX-0059.

Summary: The drinking and driving habits of Americans are examined in this study. The universe for the survey was adults 16 years of age and older who possessed a valid driver's license. The first 1,000 cases were drawn using a national probability sample of the 48 contiguous states, while the final 400 cases were selected from oversampling in 20 states. Conditions were imposed to yield approximately 50 percent males and 50 percent females resulting in 1,401 cases in all. Respondents were interviewed over the telephone using random-digit dialing. The questionnaire contains 51 questions. Respondents are asked about their frequency of consumption of alcoholic beverages, where they most often drink and their mode of transportation to and from this location, their driving and drinking experiences, and their age, sex, educational attainment, and socioeconomic status. The study contains one file that has a logical record length of 80 characters for each of the 1,401 cases. Class IV

Related Publications:

Snortum, J.R., D.E. Berger, and R. Hauge

"Legal knowledge and compliance: Drinking and driving in Norway and the United States." *Alcohol, Drugs, and Driving* 4 (1988), 251-263.

Berger, D.E., and J.R. Snortum

"A structural model of drinking and driving: Alcohol consumption, social norms, and moral commitments." *Criminology* 24 (1986), 139-153.

Snortum, J.R., and D.E. Berger

"Detecting the 'dark figure' of compliance." *Journal of Criminal Justice* 14 (1986), 475-489.

Snortum, John R., and Dale E. Berger

Drinking and driving: A survey of licensed drivers in the United States, 1986

(ICPSR 9599)

Summary: This data collection focuses on perceptions and experiences regarding driving and alcohol consumption. Respondents were asked questions about their average alcohol consumption, whether they refrained from drinking or moderated their behavior if they knew they would be driving, whether they ever drove while intoxicated, how many drinks they estimated it would take to make them legally drunk as defined by the laws of their state, whether they had been arrested for driving under the influence of liquor during the past year, and whether they and their friends ever had a designated driver when they went to a place where alcohol was served. Questions were also asked about perceptions of other people's behavior, such as whether designating a driver or refraining from driving after drinking is a common practice, and whether drunk driving is viewed as a serious offense in the community. Additional questions concerned knowledge of local laws and penalties regarding drunk driving. Demographic questions included age, education, family income, and whether employed. Class IV

Universe: Licensed drivers in the United States.

Sampling: Telephone survey of a national sample of licensed drivers in the United States. The number of respondents in each state was proportional to the population of that state.

Note: This data collection is a replication of a previous study, **Drinking and driving: A survey of licensed drivers in the United States, 1983** (ICPSR 8356).

Extent of collection: 1 data file + SPSS data definition statements

Logical record length data format with SPSS data definition statements

rectangular file structure
1,802 cases
62 variables
81-unit-long record
1 record per case

Related Publications:

Berger, D.E., J.R. Snortum, R.J. Homel, R. Hauge, and W. Loxley

"Deterrence and prevention of alcohol-impaired driving in Australia, the United States, and Norway." *Justice Quarterly* 7 (3) (1990), 453-465.

Berger, D.E., J.R. Snortum, R.J. Homel, R. Hauge, and W. Loxley

"Social, cultural, and legal influences on alcohol-impaired driving: Compliance in Australia, the United States, and Norway." Paper presented at T89-11th International Conference on Alcohol, Drugs, and Traffic Safety, Chicago, IL (October 1989).

Snortum, J.R., and D.E. Berger

"Drinking-driving compliance in the United States: Perceptions and behavior in 1983 and 1986." *Journal of Studies on Alcohol* 50 (1989), 306-319.

Snortum, John R., et al.

Police documentation of drunk driving arrests, 1984-1987: Los Angeles, Denver, and Boston

(ICPSR 9400)

This study was sponsored by the U.S. Dept. of Justice, National Institute of Justice. The grant number is 86-IJ-CX-0056.

Summary: These data measure the effects of blood alcohol content coupled with officer reports at the time of arrest on driving while intoxicated (DWI) case outcomes (jury verdicts and guilty pleas). Court records and relevant police reports for drunk driving cases drawn from the greater metropolitan areas of Boston, Denver, and Los Angeles were compiled to produce this data collection. Cases were selected to include roughly equal proportions of guilty pleas, guilty verdicts, and not guilty verdicts. DWI cases were compared on the quality and quantity of evidence concerning the suspect's behavior, with the evidence coming from any mention of 20 standard visual detection cues prior to the stop, 13 attributes of general appearance and behavior. Immediately after the stop, and the results of as many as seven field sobriety tests. Questions included driving under the influence cues (scoring sheet), observed traffic violations and actual traffic accidents, the verdict, DWI history, whether the stop resulted from an accident, whether the attorney was public or private, and sanctions that followed the verdict. Also included were demographic questions on age, sex, and ethnicity. Class IV

Extent of collection: 1 data file + machine-readable documentation (text) + SPSS data definition statements + data collection instrument

Extent of processing: UNDOCCHK.PR/MDATA/CONCHK.PR

Card image data format with SPSS data definition statements

rectangular file structure
617 cases
112 variables
77-unit-long record
2 records per case

Related Publications:

Berger, D.E., J.R. Snortum, R.J. Homel, R. Hauge, and W. Loxley

"Deterrence and prevention of alcohol-impaired driving in Australia, the United States, and Norway." *Justice Quarterly* 7 (1989), 453-465.

Berger, D.E., J.R. Snortum, R.J. Homel, R. Hauge, and W. Loxley

"Social, cultural, and legal influences on alcohol-impaired driving: compliance in Australia, the United States, and Norway." Chicago, IL: Paper presented at T89—International Conference on Alcohol, Drugs, and Traffic Safety, October 1989.

Snortum, J.R., et al.

"Police documentation of drunk driving arrests: Jury verdicts and guilty pleas as a function of quantity and quality of evidence." *Journal of Criminal Justice* 18 (1990), 99-116.

Documentation machine-readable only

Toborg, Mary A., Anthony Yezer, and John Bellassai

**Evaluation of adult urine testing/
drug use surveillance project in
Washington, DC, 1984-1986**

(ICPSR 9947)

This study was sponsored by the U.S. Dept. of Justice, National Institute of Justice. The grant number is 83-IJ-CX-K049.

Summary: These data were gathered to assess whether drug users are greater risks than nonusers for rearrest or failure to appear for scheduled court appearances while on pretrial release. The data also evaluate the relative effectiveness of periodic surveillance

through urinalysis, traditional narcotic treatment, or neither in reducing rearrest and failure to appear during the pretrial period. The collection provides information on arrestees who both tested positive for drugs and were released on recognizance as well as those arrestees who tested negative but were not released on recognizance. Drugs tested for include heroin, cocaine, PCP, methadone, and amphetamines. Arrestees who were released were randomly assigned to one of three groups: weekly urine testing, referral to drug treatment, or a control condition. The data offer information on the offender's background, family and employment status, probation and parole status, pending charges, and prior convictions. Other variables include date of arrest, charge, initial release, decision, date of disposition, type of final disposition, number of subsequent arrests before trial, number of bench warrants issued. Results of urine tests at arrest are available for about 65 percent of the total sample. For those in the experimental surveillance group, summary urine test results from the periodic testing program are available. There is no measure of treatment for the drug treatment or control groups. Class IV

Universe: Individual adult offenders in Washington, DC who have been arrested and interviewed by the Pretrial Services Agency.

Sampling: All adults arrested that are brought to the attention of the Pretrial Services Agency of Washington, DC. The data exclude unfounded arrests and other arrests which were immediately disposed. Persons arrested more than once during the sampling period have multiple data records.

Note: Users are cautioned that some variables may contain wild codes or other unexpected values. Variables located in column positions 622-1737 are particularly subject to this condition.

Extent of collection: 1 data file

Logical record length data format

rectangular file structure
12,662 cases
834 variables
1,737-unit-long record
1 record per case

Related Publications:

Toborg, M.

"Background and description of the urine-testing program." Monograph No. 1. Washington, DC: National Institute of Justice, 1987. Unpublished report.

Toborg, M., and A. Yezer

"Analysis of drug use among arrestees." Monograph No. 4. Washington, DC: National Institute of Justice, 1987.

Toborg, M., and A. Yezer

"The efficacy of using urine-test results in risk classification of arrestees." Monograph No. 6. Washington, DC: National Institute of Justice, 1988.

Virag, Thomas, Brenda Cox, and J. Valley Rachal

National household survey on drug abuse, 1988

(ICPSR 9522)

Summary: This dataset measures the prevalence and correlates of drug use in the United States. The survey provides information on the use of illicit drugs, alcohol, and tobacco among members of the United States household population aged 12 and older. Lifetime, annual, and past month prevalence rates are estimated from self-reports of drug use on a confidential and anonymous questionnaire for the following drug classes: cannabis, inhalants, cocaine, hallucinogens, heroin, alcohol, tobacco, and nonmedical use of psychotherapeutics. Standard demographic data are also supplied, along with information on problems resulting from the use of drugs, alcohol, and tobacco, and respondents' perceptions of the risks involved. The collection produces estimates of drug use among members of the household population in the coterminous United States. The subpopulations excluded (less than 2 percent) are those in noninstitutional group quarters such as military installations, college dormitories, and group homes, and those in institutional quarters such as prisons and nursing homes. Also, the homeless and residents of single rooms in hotels without permanent addresses were excluded. Demographic data include gender, race, ethnicity, educational level, job status, income level, household composition, and population density. Class IV

Universe: The population of the coterminous United States, aged 12 and older, living in households.

Sampling: Multistage area sample design with an oversampling of young people, minorities, and the Washington, DC, MSA.

Note: See also National Institute on Drug Abuse, **National household survey on drug abuse, 1990** (ICPSR 9833) and **1991** (ICPSR 6128).

Extent of collection: 1 data file + machine-readable documentation (text) + SAS data definition statements + SPSS data definition statements

Logical record length data format with SAS and SPSS data definition statements

rectangular file structure
8,814 cases
approx. 800 variables
1,963-unit-long record
1 record per case

Related Publications:

National Institute on Drug Abuse, U.S. Dept. of Health and Human Services

"National household survey on drug abuse: Population estimates 1988." DHHS Publication No. (ADM) 89-1136, 1989.

U.S. Dept. of Health and Human Services. National Institute on Drug Abuse

"National household survey on drug abuse: Highlights 1988." DHHS Publication NO. (ADM) 90-1681, 1990.

U.S. Dept. of Health and Human Services. National Institute on Drug Abuse

"National household survey on drug abuse: Main findings 1988." DHHS Publication No. (ADM) 90-1682, 1990.

Documentation machine-readable only

Wish, Eric D.

Drug abuse as a predictor of rearrest or failure to appear in court in New York City, 1984

(ICPSR 9979)

This study was sponsored by the U.S. Dept. of Justice, National Institute of Justice. The grant number is 83-IJ-CX-K048.

Summary: This data collection was undertaken to estimate the prevalence of and trends in drug use among booked arrestees in New York City and to analyze the relationship between drug use and crime. The data,

which were collected over a six-month period, were generated from volunteer interviews with male arrestees, the analyses of their urine specimens, police and court records of prior criminal behavior and experience with the criminal justice system, and records of each arrestee's current case, including court warrants, rearrests, failures to appear, and court dispositions. Demographic variables include age, education, vocational training, marital status, residence, and employment. Items relating to prior and current drug use and drug dependency are provided, along with results from urinalysis tests for opiates, cocaine, PCP, and methadone. The collection also contains arrest data for index crimes and subsequent court records pertaining to those arrests (number of court warrants issued, number of pretrial rearrests, types of rearrests, failure to appear in court, and court dispositions), and prior criminal records (number of times arrested and convicted for certain offenses). Class IV

Universe: Male arrestees booked at Manhattan Central Booking April–October 1984.

Sampling: Nonrandom data collection from 6,406 arrestees. Priority was given to those persons charged with nondrug felony offenses. Twenty percent were drug offenses and 76 percent were felony offenses.

Note: This collection contains fourteen 117-character records per case.

Extent of collection: 1 data file + machine-readable documentation (text) + data collection instrument

Extent of processing: UNDOCCHK.PR

Logical record length data format

rectangular file structure
6,406 cases
520 variables
117-unit-long record
14 records per case

Related Publication:
Wish, Eric D.

Drug use in arrestees in Manhattan: The dramatic increase in cocaine from 1984 to 1986. New York, NY: Narcotic and Drug Research, 1987.

Documentation machine-readable only

SEE ALSO...

The following data collections contain information related to topics covered in this chapter. For full descriptions of these studies, consult the chapters indicated.

Reif, Karlheinz, and Anna Melich. **Euro-Barometer 32: The single European market, drugs, alcohol, and cancer, November 1989** (ICPSR 9519) See I. Attitude surveys

Uchida, Craig D., Brian Forst, and Sampson O. Annan. **Modern policing and the control of illegal drugs: Testing new strategies in Oakland, California, and Birmingham, Alabama, 1987–1989** (ICPSR 9962) See XII. Police

Bachman, Jerald G., Lloyd D. Johnston, and Patrick M. O'Malley. **Monitoring the future: A continuing study of the lifestyles and values of youth.** Series. See VIII. Crime and delinquency

Criminal justice data on desktop media

A number of ICPSR data collections are now being distributed on diskette and CD-ROM to facilitate data analysis on desktop computers. In addition, ICPSR is preparing essentially all of its holdings for ftp (file transfer protocol) retrieval over the Internet. With few exceptions, all ICPSR collections continue to be distributed on magnetic tape as well.

Copies of ICPSR data on desktop media are ordered by and supplied to the ICPSR Official Representative at each member institution, through whom users must request data. All policies regarding the use of ICPSR data at member institutions apply to data provided on desktop media.

Diskette

Data on diskette are provided on high density, MS-DOS format 3-1/2" diskettes. Most files on these diskettes are compressed using PKWARE self-extracting software, which allows users to easily and quickly decompress and transfer the files to their equipment.

Alternative procedures for reducing delays in criminal appeals: Sacramento, Springfield, and Rhode Island, 1983-1984 (ICPSR 9965) Card image data, documentation, SAS and SPSS data definition statements [Diskette D00073]

Anticipating community drug problems in Washington, DC, and Portland, Oregon, 1984-1990 (ICPSR 9924) Logical record length data, documentation, SAS and SPSS data definition statements [Diskette D00108]

Capital punishment in the United States, 1973-1989 (ICPSR 9507) Logical record length data, documentation, SAS and SPSS data definition statements [Diskette D00018]

Capital punishment in the United States, 1973-1990 (ICPSR 9819) Logical record length data, documentation, SAS and SPSS data definition statements [Diskette D00048]

Census of state and federal adult correctional facilities, 1990 (ICPSR 9908) Card image data, documentation, SAS and SPSS data definition statements [Diskette D00099]

Charlotte [North Carolina] spouse assault replication project, 1987-1989 (ICPSR 6114) Logical record length data, user guide, documentation, SAS and SPSS data definition statements, data collection instruments [Diskette D00172, replaces D00081]

Child abuse, neglect, and violent criminal behavior in a Midwest metropolitan area of the United States, 1967-1988 (ICPSR 9480) Card image data, documentation, SAS and SPSS data definition statements [Diskette D00047]

Classification of rapists in Massachusetts, 1980-1990 (ICPSR 9976) Logical record length data, documentation, SAS and SPSS data definition statements [Diskette D00175]

Crime commission rates among incarcerated felons in Nebraska, 1986-1990 (ICPSR 9916) Card image data, documentation, SAS and SPSS data definition statements [Diskette D00085]

Criminal careers of juveniles in New York City, 1977-1983 (ICPSR 9986) Logical record length data, documentation [Diskette D00111]

Criminal histories and criminal justice processing of drug use forecasting (DUF) sample members in Washington, DC, 1989-1991 (ICPSR 6122) Logical record length data, documentation, SAS and SPSS data definition statements [Diskette D00157]

Criminal victimization among women in Cleveland, Ohio: Impact on health status and medical service usage, 1986 (ICPSR 9920) Logical record length data, user guide, documentation, SAS and SPSS data definition statements [Diskette D00082]

Criminal violence and incapacitation in California, 1962–1988 (ICPSR 9922) Logical record length data, documentation, SAS and SPSS data definition statements [Diskette D00174, replaces D00067]

Deterring drug use with intensive probation in New Jersey, 1989–1990 (ICPSR 9919) Card image data, documentation, SAS and SPSS data definition statements [Diskette D00074]

Domestic violence experience in Omaha, Nebraska, 1986–1987 (ICPSR 9481) Logical record length data, documentation, SAS and SPSS data definition statements [Diskette D00132, replaces D00043]

Drug use forecasting in 24 cities in the United States, 1987–1992 (ICPSR 9477) Logical record length data, card image data, documentation, SAS and SPSS data definition statements [Diskettes D00101–D00107, D00140–D00141]

Drugs and crime in public housing, 1986–1989: Los Angeles, Phoenix, and Washington, DC (ICPSR 6235) Logical record length data, documentation, SAS and SPSS data definition statements [Diskettes D00177–D00179]

Employment and expenditure data for the criminal justice system [United States]: Extract file, 1990 (ICPSR 6006) Logical record length data, documentation, SAS and SPSS data definition statements [Diskette D00122]

Evaluating alternative police responses to spouse assault in Colorado Springs: An enhanced replication of the Minneapolis experiment, 1987–1989 (ICPSR 9982) Logical record length data, documentation, SAS and SPSS data definition statements [Diskettes D00125–D00126]

Evaluation of the impact of innovative policing programs on social disorder in seven cities in the United States, 1983–1990 (ICPSR 6215) Logical record length data, documentation, SAS and SPSS data definition statements [Diskette D00134]

Evaluation of the Los Angeles County regimented inmate diversion (RID) program, 1990–1991 (ICPSR 6236) Logical record length data, documentation, SAS and SPSS data definition statements [Diskette D00159]

Evaluation of the Maricopa County [Arizona] demand reduction program, 1989–1991 (ICPSR 9977) Logical record length data, documentation, SAS and SPSS data definition statements [Diskettes D00129–D00130]

Executions in the United States, 1608–1991: The Espy file (ICPSR 8451) Logical record length data, documentation, SPSS data definition statements [Diskette D00173, replaces D00013]

Expenditure and employment data for the criminal justice system: Individual units file and estimates file, 1988 (ICPSR 9446) Card image data, documentation, SAS and SPSS data definition statements [Diskettes D00028–D00030]

Expenditure and employment data for the criminal justice system [United States]: Extract file, 1990 (ICPSR 6006) Logical record length data, documentation, SAS and SPSS data definition statements [Diskette D00122]

Expenditure and employment data for the criminal justice system [United States]: Extract file, 1991 (ICPSR 6259) Logical record length data, documentation, SAS and SPSS data definition statements [Diskette D00158]

Exploring the house burglar's perspective: Observing and interviewing offenders in St. Louis, 1989–1990 (ICPSR 6148) ASCII text, user guide, documentation [Diskettes D00112–D00113]

Gender of prisoners admitted to state and federal institutions in the United States, 1926–1987 (ICPSR 9517) Logical record length data, documentation, SAS and SPSS data definition statements [Diskette D00019]

Historical statistics on prisoners in state and federal institutions, yearend 1925–1986: [United States] (ICPSR 8912) Logical record length data, documentation, SAS and SPSS data definition statements [Diskette D00015]

Impact of the court process on sexually abused children in North Carolina, 1983–1986 (ICPSR 9985) Card image data, documentation, SAS and SPSS data definition statements [Diskette D00062]

Implementation of quantitative decision aids in the Oklahoma probation and parole system, 1989–1990 (ICPSR 9963) Logical record length data, user guide, documentation, SAS and SPSS data definition statements [Diskette D00080]

Improving the investigation of homicide and the apprehension rate of murderers in Washington State, 1981–1986 (ICPSR 6134) Logical record length data, user guide, documentation, SAS and SPSS data definition statements [Diskette D00121]

Law enforcement management and administrative statistics (LEMAS), 1987 (ICPSR 9222) Card image data, documentation, SAS and SPSS data definition statements [Diskette D00020]

Law enforcement management and administrative statistics (LEMAS), 1990 (ICPSR 9749) Logical record length data, documentation, SAS and SPSS data definition statements [Diskette D00052]

Management of death row inmates, 1986–1987: [United States] (ICPSR 9917) Card image data, documentation, SAS and SPSS data definition statements [Diskette D00066]

Mental disorder and violent crime: A 20-year cohort study in New York State, 1968–1988 (ICPSR 9978) Card image data, documentation, SAS and SPSS data definition statements [Diskette D00182, replaces D00123]

Milwaukee domestic violence experiment, 1987–1989 (ICPSR 9966) Logical record length data, documentation, SAS and SPSS data definition statements [Diskette D00171]

Minneapolis intervention project, 1986–1987 (ICPSR 9808) Logical record length data, documentation, SAS and SPSS data definition statements [Diskette D00181]

Modern policing and the control of illegal drugs: Testing new strategies in Oakland, California, and Birmingham, Alabama, 1987–1989 (ICPSR 9962) Logical record length data, user guide, documentation, SAS and SPSS data definition statements [Diskette D00119]

Monitoring the future: A continuing study of the lifestyles and values of youth, 1993 (ICPSR 6367) Logical record length data, documentation, SAS and SPSS data definition statements [Diskettes D00186–D00188]

National assessment program survey of criminal justice personnel in the United States, 1986 (ICPSR 9923) Logical record length data, documentation [Diskette D00070]

National crime surveys: Crime school supplement, 1989 (ICPSR 9394) Logical record length data, documentation, SAS and SPSS data definition statements [Diskette D00041]

National crime surveys: National sample, 1986–1992 [near-term data] (ICPSR 8864) Part 48: 1992 Incident-level data. Logical record length data, documentation, SAS and SPSS data definition statements [Diskette D00127]

National crime surveys: National sample, 1986–1992 [near-term data] (ICPSR 8864) Part 33: 1987–1992 Incident-level rape subset. Logical record length data, documentation, SAS and SPSS data definition statements [Diskette D00128]

National judicial reporting program, 1986: [United States] (ICPSR 9073) Logical record length data, documentation, SAS and SPSS data definition statements [Diskettes D00016–D00017]

National judicial reporting program, 1988: [United States] (ICPSR 9449) Logical record length data, documentation, SAS and SPSS data definition statements [Diskettes D00021–D00024]

National judicial reporting program, 1990: [United States] (ICPSR 6038) Logical record length data, documentation, SAS and SPSS data definition statements [Diskettes D00144–D00147, replace D00075–D00078]

National prosecutors survey, 1992 (ICPSR 6273) Logical record length data, documentation, SAS and SPSS data definition statements [Diskette D00131]

New Orleans offender study, 1973–1986 (ICPSR 6005) Logical record length data, documentation, SAS and SPSS data definition statements [Diskettes D00090–D00098]

Police use of force [United States]: Official reports, citizen complaints, and legal consequences, 1991–1992 (ICPSR 6274) Logical record length data, documentation, SAS and SPSS data definition statements [Diskette D00143]

Prejudice and violence in the American workplace, 1988–1991: Survey of an eastern corporation (ICPSR 6135) Logical record length data, user guide, documentation, SAS and SPSS data definition statements [Diskette D00118]

Race of prisoners admitted to state and federal institutions in the United States, 1926–1986 (ICPSR 9165) Card image data, documentation, SAS and SPSS data definition statements [Diskette D00040]

Reexamining the Minneapolis repeat complaint address policing (RECAP) experiment, 1986–1987 (ICPSR 6172) Logical record length data, documentation, SAS and SPSS data definition statements [Diskettes D00135–D00137]

Relationship of mental disorder to violent behavior in the United States, 1983–1984 (ICPSR 9973) Logical record length data, documentation, SAS and SPSS data definition statements [Diskette D00084]

Reporting of drug-related crimes: resident and police perspectives in the United States, 1988–1990 (ICPSR 9925) Logical record length data, documentation, SAS and SPSS data definition statements [Diskette D00079]

Shock incarceration in Louisiana, 1987–1989 (ICPSR 9926) Logical record length data, card image data, user guide, documentation, SAS and SPSS data definition statements [Diskette D00089]

Specific deterrent effects of arrest for domestic assault: Minneapolis, 1981–1982 (ICPSR 8250) Logical record length data, documentation, SAS and SPSS data definition statements [Diskette D00120]

Spouse abuse replication project in Metro-Dade County, Florida, 1987–1989 (ICPSR 6008) Logical record length data, documentation, SAS and SPSS data definition statements [Diskette D00183, replaces D00176]

Street gangs and drug sales in Pasadena and Pomona, California, 1989–1991 (ICPSR 6255) Logical record length data, documentation, SAS and SPSS data definition statements [Diskette D00184]

Survey of youths in custody, 1987: [United States] (ICPSR 8992) Logical record length data, documentation, SAS and SPSS data definition statements [Diskette D00060]

Uniform crime reporting program data [United States]: County-level detailed arrest and offense data, 1991 (ICPSR 6036) Logical record length data, documentation, SAS and SPSS data definition statements [Diskette D00163]

Uniform crime reporting program data [United States]: County-level detailed arrest and offense data, 1992 (ICPSR 6316) Logical record length data, documentation, SAS and SPSS data definition statements [Diskette D00164]

Uniform crime reporting program data: [United States] [supplementary homicide reports, 1991] (ICPSR 9028) Logical record length data, documentation, SAS and SPSS data definition statements [Diskette D00162]

Uniform crime reporting program data: [United States] [supplementary homicide reports, 1992] (ICPSR 9028) Logical record length data, documentation, SAS and SPSS data definition statements [Diskette D00156]

Validating prison security classification instruments in Hawaii, 1984–1985 (ICPSR 9921) Logical record length data, documentation, SAS and SPSS data definition statements [Diskette D00088]

CD-ROM

NACJD has produced two CD-ROMs for the Bureau of Justice Statistics (BJS) and one for the National Institute of Justice (NIJ). All are in MS-DOS format and include separate file directories for each dataset. In addition to the raw data, each directory contains a study citation and description, machine-readable codebook, help information, and SAS and SPSS data definition statements. Data on CD-ROM are supplied in uncompressed, ASCII form written to ISO 9660 standards.

CRIME AND JUSTICE DATA (24 collections). Logical record length data, card image data, documentation, SAS and SPSS data definition statements [CD0003]. Specific collections include:

Census of state adult correctional facilities, 1979 (ICPSR 7852)

Census of state adult correctional facilities, 1984 (ICPSR 8444)

Expenditure and employment data for the criminal justice system: Individual units file and estimates file, 1985 (ICPSR 8650)

Part 1, Full file (individual units)
Part 2, Extract file (estimates file)

Expenditure and employment data for the criminal justice system: Individual units file and estimates file, 1988 (ICPSR 9446)

Part 1, Individual units
Part 2, Estimates file

Expenditure and employment data for the criminal justice system: Longitudinal file, 1971-1979 (ICPSR 7636)

Law enforcement management and administrative statistics, 1987 (ICPSR 9222)

National crime surveys: National sample, 1986-1990 [near-term data] (ICPSR 8864)

Part 15, Incident-level concatenated file, 1987-1989
Part 23, 1989 full file

National jail census, 1978 (ICPSR 7737)

National jail census, 1983 (ICPSR 8203)

National jail census, 1988 (ICPSR 9256)

National judicial reporting program, 1986: [United States] (ICPSR 9073)

National judicial reporting program, 1988: [United States] (ICPSR 9449)

National pretrial reporting program, 1988-1989 (ICPSR 9508)

Survey of inmates of local jails, 1983 (ICPSR 8274)

Survey of inmates of local jails, 1989 (ICPSR 9419)

Survey of inmates of state correctional facilities, 1979 (ICPSR 7856)

Survey of inmates of state correctional facilities, 1986: [United States] (ICPSR 8711)

Survey of inmates of state correctional facilities and census of state adult correctional facilities, 1974 (ICPSR 7811)
Part 1, Survey of inmates
Part 2, Census of facilities

Survey of jail inmates, 1978 (ICPSR 7751)

Survey of youths in custody, 1987: [United States] (ICPSR 8992)

CRIME VICTIMIZATION DATA, 1973-1981 (4 collections, 10 files). Logical record length data, card image data, documentation, SAS and SPSS data definition statements [CD0007]. Contains the following collections:

National crime surveys: National sample, 1986-1991 [Near-term data through calendar year 1991] (ICPSR 8864)

Longitudinal file, 1986-1990
Full file, 1991, with 1980 census weights

Full file, 1991, with 1990 census weights

Incident-level concatenated file, 1987-1991, with 1980 census weights

Incident-level file, 1991, with 1990 census weights

Incident-level rape subset, 1987-1991, with 1980 census weights

National crime surveys: National sample, 1979–1987 [revised questionnaire] (ICPSR 8608)

Incident-level concatenated file,
1979–1987

All rape cases, 1979–1987
[rape subset]

National crime surveys: National sample of rape victims, 1973–1982 (ICPSR 8625)

Rape victims, 1973–1982

National crime surveys: National sample, 1973–1983 (ICPSR 7635)

Incident-level concatenated file,
1973–1982

VIOLENCE RESEARCH DATA (59 collections). Logical record length data, documentation, SAS and SPSS data definition statements [CD0009]. Collections are grouped here under the following categories for the reader's convenience:

Violence, general

Age-by-race specific crime rates, 1965–1985: [United States] (ICPSR 9589)

Age cohort arrest rates, 1970–1980 (ICPSR 8261)

Armed criminals in America: A survey of incarcerated felons, 1983 (ICPSR 8357)

Child abuse, neglect, and violent criminal behavior in a Midwest metropolitan area of the United States, 1967–1988 (ICPSR 9480)

Crime commission rates among incarcerated felons in Nebraska, 1986–1990 (ICPSR 9916)

Criminal violence and incapacitation in California, 1962–1988 (ICPSR 9922)

Operation hardcore [crime] evaluation: Los Angeles, 1976–1980 (ICPSR 9038)

Police departments, arrests and crime in the United States, 1860–1920 (ICPSR 7708)

Police response to street gang violence in California: Improving the

investigative process, 1985 (ICPSR 8934)

Survey of California prison inmates, 1976 (ICPSR 7797)

Violence and crime in cross-national perspective, 1900–1972 (ICPSR 8612)

Youth violence

Cambridge study in delinquent development [Great Britain], 1961–1981 (ICPSR 8488)

Delinquency in a birth cohort in Philadelphia, Pennsylvania, 1945–1963 (ICPSR 7729)

Delinquency in a birth cohort II: Philadelphia, 1958–1988 (ICPSR 9293)

Deterrent effects of the New York juvenile offender law, 1974–1984 (ICPSR 9324)

Drug testing of juvenile detainees to identify high-risk youth in Florida, 1986–1987 (ICPSR 9686)

Early identification of the chronic offender, [1978–1980: California] (ICPSR 8226)

Juvenile delinquency and adult crime, 1948–1977 [Racine, Wisconsin]: City ecological data (ICPSR 8164)

Juvenile delinquency and adult crime, 1948–1977 [Racine, Wisconsin]: Three birth cohorts (ICPSR 8163)

National crime surveys: Crime school supplement, 1989 (ICPSR 9394)

National youth survey [United States]:
Wave I, 1976 (ICPSR 8375)
Wave II, 1977 (ICPSR 8424)
Wave III, 1978 (ICPSR 8506)
Wave IV, 1979 (ICPSR 8917)
Wave V, 1980 (ICPSR 9112)
Wave VI, 1983 (ICPSR 9948)

Survey of youths in custody, 1987: [United States] (ICPSR 8992)

Domestic violence

Charlotte [North Carolina] spouse assault replication project, 1987–1989 (ICPSR 6114)

Domestic violence

Charlotte [North Carolina] spouse assault replication project, 1987–1989 (ICPSR 6114)

Domestic violence experience in Omaha, Nebraska, 1986–1987 (ICPSR 9481)

Evaluating alternative police responses to spouse assault in Colorado Springs: An enhanced replication of the Minneapolis experiment, 1987–1989 (ICPSR 9982)

Intra- and intergenerational aspects of serious domestic violence and alcohol and drug abuse in Buffalo, 1987 (ICPSR 9984)

Milwaukee domestic violence experiment, 1987–1989 (ICPSR 9966)

Minneapolis intervention project, 1986–1987 (ICPSR 9808)

Physical violence in American families, 1976 (ICPSR 7733)

Physical violence in American families, 1985 (ICPSR 9211)

Specific deterrent effects of arrest for domestic assault: Minneapolis, 1981–1982 (ICPSR 8250)

Spouse abuse replication project in Metro-Dade County, Florida, 1987–1989 (ICPSR 6008)

Homicide

Ethnicity and homicide in California, 1850–1900 (ICPSR 9594)

Homicides in Chicago, 1965–1990 (ICPSR 6399)

Improving the investigation of homicide and the apprehension rate of murderers in Washington State, 1981–1986 (ICPSR 6134)

Murder cases in 33 large urban counties in the United States, 1988 (ICPSR 9907)

Nature and patterns of homicide in eight American cities, 1978 (ICPSR 8936)

Trends in American homicide, 1968–1978: Victim-level supplementary homicide reports (ICPSR 8676)

Uniform crime reports [United States]: Supplementary homicide reports, 1976–1992 (ICPSR 6387)

Other specific offenses

Classification of rapists in Massachusetts, 1980–1990 (ICPSR 9976)

**National crime surveys: National sample, 1986–1991 [near-term data] (ICPSR 8864)
Part 33: 1987–1991 rape subset**

Robberies in Chicago, 1982–1983 (ICPSR 8951)

Violence in criminal careers

Adult criminal careers, Michigan: 1974–1977 (ICPSR 8279)

Adult criminal careers in New York, 1972–1983 (ICPSR 9353)

Criminal careers and crime control in Massachusetts [the Glueck study]: A matched-sample longitudinal research design, phase I, 1939–1963 (ICPSR 9735)

Recidivism of felons on probation, 1986–1989: [United States] (ICPSR 9574)

Termination of criminal careers: Measurement of rates and their determinants in Detroit SMSA, 1974–1977 (ICPSR 9666)

Violence and mental disorder

Disturbed violent offenders in New York, 1985 (ICPSR 9325)

Mental disorder and violent crime: A 20-year cohort study in New York State, 1968–1988 (ICPSR 9978)

Capital punishment

Capital punishment in the United States, 1973–1990 (ICPSR 9819)

Executions in the United States, 1608–1991: The Espy file (ICPSR 8451)

Victims of violence

Concerns of police survivors, 1986: [United States] (ICPSR 9327)

Criminal justice response to victim harm in the United States, 1981 (ICPSR 8249)

Victims' needs and victim services, 1988–1989: Evanston, Rochester, Pima County, and Fayette County (ICPSR 9399)

Serial data on criminal justice

Longitudinal or serial data offer a number of different perspectives on the nature of crime and justice phenomena. These kinds of data make it possible to study patterns of stability or change and their correlates, to determine whether relationships observed at one time persist or may be different when observed over time, and to assess the effects of a planned or unintended change.

The National Archive of Criminal Justice Data (NACJD) contains a number of data series, reflecting the field's attention to issues of stability and change. To assist interested users in identifying the extent and contents of series collections, they are listed separately in this section. Another reason for this listing is that some series datasets are actually comprised of multiple ICPSR study numbers while others are processed as different parts of the same study number or as updates to the same study. Those processed as different study numbers are listed separately elsewhere in the catalog and, therefore, users may not fully appreciate or realize the extent of series collections maintained by NACJD.

Chapter I. Attitude surveys

Davis, James A. National Opinion Research Center

General social surveys

- General social survey, 1972 (ICPSR 7309)
- General social survey, 1973 (ICPSR 7315)
- General social survey, 1974 (ICPSR 7341)
- General social survey, 1975 (ICPSR 7367)
- General social survey, 1976 (ICPSR 7398)
- General social survey, 1977 (ICPSR 7573)
- General social surveys, 1972–1986:
[cumulative file] (ICPSR 8609)
- General social surveys, 1972–1991:
[cumulative file] (ICPSR 9710)
- General social surveys, 1972–1991:
[cumulative file supplement, 1992]
(ICPSR 9967)
- General social surveys, 1972–1993:
[cumulative file] (ICPSR 6217)

General social surveys, 1972–1994:
[cumulative file] (ICPSR 6492)

Chapter III. Corrections—adult

Bureau of Justice Statistics, U.S. Dept. of Justice

Capital punishment in the United States

- Capital punishment in the United States, 1973–1987 (ICPSR 9210)
- Capital punishment in the United States, 1973–1988 (ICPSR 9337)
- Capital punishment in the United States, 1973–1989 (ICPSR 9507)
- Capital punishment in the United States, 1973–1990 (ICPSR 9819)

Bureau of Justice Statistics, U.S. Dept. of Justice

Census of state adult correctional facilities

- Survey of inmates of state correctional facilities and census of state adult correctional facilities, 1974 (ICPSR 7811)
- Census of state adult correctional facilities, 1979 (ICPSR 7852)
- Census of state adult correctional facilities, 1984 (ICPSR 8444)
- Census of state and federal adult correctional facilities, 1990 (ICPSR 9908)

Bureau of Justice Statistics, U.S. Dept. of Justice

National corrections reporting program

- National corrections reporting program, 1983 (ICPSR 8363)
- National corrections reporting program, 1984 (ICPSR 8497)
- National corrections reporting program, 1985 (ICPSR 8918)

National corrections reporting program, 1986 (ICPSR 9276)
National corrections reporting program, 1987 (ICPSR 9402)
National corrections reporting program, 1988 (ICPSR 9450)
National corrections reporting program, 1989 (ICPSR 9849)
National corrections reporting program, 1990 (ICPSR 6141)
National corrections reporting program, 1991 (ICPSR 6272)
National corrections reporting program, 1992 (ICPSR 6400)

Bureau of Justice Statistics, U.S. Dept. of Justice

National jail census

National jail census, 1970 (ICPSR 7641)
National jail census, 1972 (ICPSR 7638)
National jail census, 1978 (ICPSR 7737)
National jail census, 1983 (ICPSR 8203)
National jail census, 1988 (ICPSR 9256)

Bureau of Justice Statistics, U.S. Dept. of Justice

National survey of jails

National survey of jails: Jurisdiction-level and jail-level data, 1985 (ICPSR 8687)
National survey of jails: Jurisdiction-level and jail-level data, 1986 (ICPSR 8871)
National survey of jails: Jurisdiction-level data, 1987 (ICPSR 9074)
National survey of jails: Jurisdiction-level data, 1989 (ICPSR 9373)
National survey of jails: Jurisdiction-level data, 1990 (ICPSR 9569)
National survey of jails: Jurisdiction-level data, 1992 (ICPSR 6395)

Bureau of Justice Statistics, U.S. Dept. of Justice

Survey of inmates of local jails

Survey of inmates of local jails, 1983 (ICPSR 8274)
Survey of inmates of local jails, 1989 (ICPSR 9419)

Bureau of Justice Statistics, U.S. Dept. of Justice

Survey of inmates of state correctional facilities

Survey of inmates of state correctional facilities and census of state adult correctional facilities, 1974 (ICPSR 7811)
Survey of inmates of state correctional facilities, 1979 (ICPSR 7856)
Survey of inmates of state correctional facilities, 1986 (ICPSR 8711)
Survey of inmates of state correctional facilities, 1991 (ICPSR 6068)

Bureau of Justice Statistics, U.S. Dept. of Justice

Survey of jail inmates

Survey of jail inmates, 1972 (ICPSR 7668)
Survey of jail inmates, 1978 (ICPSR 7751)

Chapter IV. Corrections—juvenile

Bureau of Justice Statistics/Office of Juvenile Justice and Delinquency Prevention, U.S. Dept. of Justice

Juvenile detention and correctional facility census/Census of public and private juvenile detention, correctional, and shelter facilities

Juvenile detention and correctional facility census, 1971 (ICPSR 7637)
Juvenile detention and correctional facility census, 1973 (ICPSR 7639)
Juvenile detention and correctional facility census, 1974 (ICPSR 7706)
Juvenile detention and correctional facility census, 1975 (ICPSR 7707)
Juvenile detention and correctional facility census, 1977 (ICPSR 7758)
Juvenile detention and correctional facility census, 1979 (ICPSR 7846)
Juvenile detention and correctional facility census, 1982–1983 (ICPSR 8205)
Juvenile detention and correctional facility census, 1984–1985 (ICPSR 8495)
Census of public and private juvenile detention, correctional, and shelter facilities, 1986–1987 (ICPSR 8973)
Census of public and private juvenile detention, correctional, and shelter facilities, 1988–1989 (ICPSR 9445)

Census of public and private juvenile detention, correctional, and shelter facilities, 1990-1991 (ICPSR 9824)

Chapter V. Court case processing

Bureau of Justice Statistics, U.S. Dept. of Justice

Offender based transaction statistics (OBTS)

Offender based transaction statistics (OBTS), 1979 (ICPSR 8042)

Offender based transaction statistics (OBTS), 1980 (ICPSR 8248)

Offender based transaction statistics (OBTS), 1981 (ICPSR 8277)

Offender based transaction statistics (OBTS), 1982 (ICPSR 8408)

Offender based transaction statistics (OBTS), 1983 (ICPSR 8449)

Offender based transaction statistics (OBTS), 1984 (ICPSR 8675)

Offender based transaction statistics (OBTS), 1985 (ICPSR 8911)

Offender based transaction statistics (OBTS), 1986 (ICPSR 9130)

Offender based transaction statistics (OBTS), 1987 (ICPSR 9287)

Offender based transaction statistics (OBTS), 1988 (ICPSR 9523)

Offender based transaction statistics (OBTS), 1989 (ICPSR 6190)

Offender based transaction statistics (OBTS), 1990 (ICPSR 6191)

Pretrial Services Resource Center

National pretrial reporting program

National pretrial reporting program, 1988-1989 (ICPSR 9508)

National pretrial reporting program, 1990-1991 (ICPSR 6136)

National pretrial reporting program, 1992-1993 (ICPSR 6489)

Chapter VI. Courts

Bureau of Justice Statistics, U.S. Dept. of Justice

National judicial reporting program

National judicial reporting program, 1986 (ICPSR 9073)

National judicial reporting program, 1988 (ICPSR 9449)

National judicial reporting program, 1990 (ICPSR 6038)

Abt Associates

Federal justice statistics program data, 1978-1991 (ICPSR 9296)

Bureau of Justice Statistics, U.S. Dept. of Justice

National prosecutors survey

National prosecutors survey, 1990 (ICPSR 9579)

National prosecutors survey, 1992 (ICPSR 6273)

Federal Judicial Center

Federal court cases: integrated data base, 1970-1991 (ICPSR 8429)

National Center for Juvenile Justice

Juvenile court statistics

Juvenile court statistics, 1982 (ICPSR 8440)

Juvenile court statistics, 1983 (ICPSR 8656)

Juvenile court statistics, 1984 (ICPSR 8940)

Juvenile court statistics, 1985 (ICPSR 9297)

Juvenile court statistics, 1986 (ICPSR 9691)

Juvenile court statistics, 1987 (ICPSR 6119)

Juvenile court statistics, 1988 (ICPSR 6120)

Juvenile court statistics, 1989 (ICPSR 6121)

National Center for State Courts/Court Statistics and Information Management Project

State court statistics

State court statistics, 1978-1980 (ICPSR 8280)

State court statistics, 1987 (ICPSR 9266)

Spaeth, Harold J.

United States Supreme Court judicial database, 1953-1993 terms (ICPSR 9422)

United States Sentencing Commission

Monitoring of federal criminal sentences, 1987-1993 (ICPSR 9317)

Chapter VII. Criminal justice system

Bureau of Justice Statistics, U.S. Dept. of Justice

Expenditure and employment data for the criminal justice system

Expenditure and employment data for the criminal justice system: Extract file, 1982 (ICPSR 8382)

Expenditure and employment data for the criminal justice system: Extract file, 1983 (ICPSR 8455)

Expenditure and employment data for the criminal justice system: Extract file, 1984 (ICPSR 9162)

Expenditure and employment data for the criminal justice system: Extract file, 1985 (ICPSR 9161)

Expenditure and employment data for the criminal justice system: Extract file, 1986 (ICPSR 9160)

Expenditure and employment data for the criminal justice system: Extract file, 1987 (ICPSR 9396)

Expenditure and employment data for the criminal justice system: Extract file, 1988 (ICPSR 9554)

Expenditure and employment data for the criminal justice system: Extract file, 1989 (ICPSR 9773)

Expenditure and employment data for the criminal justice system: Extract file, 1990 (ICPSR 6006)

Expenditure and employment data for the criminal justice system: Extract file, 1991 (ICPSR 6259)

Expenditure and employment data for the criminal justice system: Longitudinal file, 1971-1979, 1985, 1988 (ICPSR 7636)

Bureau of Justice Statistics, U.S. Dept. of Justice

National justice agency list

National justice agency list, 1980 (ICPSR 7858)

National justice agency list, 1985 (ICPSR 8489)

National justice agency list, 1986 (ICPSR 8692)

National justice agency list, 1987 (ICPSR 9482)

National justice agency list, 1992 (ICPSR 6228)

Chapter VIII. Crime and delinquency

Bachman, Jerald G., Lloyd D. Johnston, and Patrick M. O'Malley

Monitoring the future: A continuing study of the lifestyles and values of youth

Monitoring the future: A continuing study of the lifestyles and values of youth, 1976 (ICPSR 7927)

Monitoring the future: A continuing study of the lifestyles and values of youth, 1977 (ICPSR 7928)

Monitoring the future: A continuing study of the lifestyles and values of youth, 1978 (ICPSR 7929)

Monitoring the future: A continuing study of the lifestyles and values of youth, 1979 (ICPSR 7930)

Monitoring the future: A continuing study of the lifestyles and values of youth, 1980 (ICPSR 7900)

Monitoring the future: A continuing study of the lifestyles and values of youth, 1981 (ICPSR 9013)

Monitoring the future: A continuing study of the lifestyles and values of youth, 1982 (ICPSR 9045)

Monitoring the future: A continuing study of the lifestyles and values of youth, 1983 (ICPSR 8387)

Monitoring the future: A continuing study of the lifestyles and values of youth, 1984 (ICPSR 8388)

Monitoring the future: A continuing study of the lifestyles and values of youth, 1985 (ICPSR 8546)

Monitoring the future: A continuing study of the lifestyles and values of youth, 1986 (ICPSR 8701)

Monitoring the future: A continuing study of the lifestyles and values of youth, 1987 (ICPSR 9079)

Monitoring the future: A continuing study of the lifestyles and values of youth, 1988 (ICPSR 9259)

Monitoring the future: A continuing study of the lifestyles and values of youth, 1989 (ICPSR 9397)

Monitoring the future: A continuing study of the lifestyles and values of youth, 1990 (ICPSR 9745)

Monitoring the future: A continuing study of the lifestyles and values of youth, 1991 (ICPSR 9871)

Monitoring the future: A continuing study of the lifestyles and values of youth, 1992 (ICPSR 6133)

- Monitoring the future: A continuing study of the lifestyles and values of youth, 1993 (ICPSR 6367)
- Monitoring the future: A continuing study of the lifestyles and values of youth, 1976–1992: Concatenated core file (ICPSR 6227)

Elliott, Delbert

National youth survey

- National youth survey, Wave I, 1976 (ICPSR 8375)
- National youth survey, Wave II, 1977 (ICPSR 8424)
- National youth survey, Wave III, 1978 (ICPSR 8506)
- National youth survey, Wave IV, 1979 (ICPSR 8917)
- National youth survey, Wave V, 1980 (ICPSR 9112)
- National youth survey, Wave VI, 1983 (ICPSR 9948)

Thornton, Arland, and Deborah Freedman
Intergenerational study of parents and children: [Detroit], 1962–1985 (ICPSR 9902)

Chapter XI. Official statistics

*Federal Bureau of Investigation,
 U.S. Dept. of Justice/James Alan Fox
 and Glenn Pierce*

Uniform crime reports/Uniform crime reporting program data

- Uniform crime reporting program data [United States]: 1966–1976 (ICPSR 7676)
- Uniform crime reporting program data [United States]: 1975–1992 (ICPSR 9028)
 Offenses known and clearances by arrest
 Property stolen and recovered
 Supplementary homicide reports
 Police employee (LEOKA) data
- Uniform crime reporting program data [United States]: County level arrest and offenses data, 1977–1983 (ICPSR 8703)
- Uniform crime reporting program data [United States]: County level arrest and offenses data, 1984 (ICPSR 8714)
- Uniform crime reports: County level arrest and offense data, 1986 (ICPSR 9119)

- Uniform crime reports: County level detailed arrest and offense data, 1985 and 1987 (ICPSR 9252)
- Uniform crime reports: County level detailed arrest and offense data, 1988 (ICPSR 9335)
- Uniform crime reporting program data [United States]: County-level detailed arrest and offense data, 1989 (ICPSR 9573)
- Uniform crime reporting program data [United States]: County-level detailed arrest and offense data, 1990 (ICPSR 9785)
- Uniform crime reporting program data [United States]: County-level detailed arrest and offense data, 1991 (ICPSR 6036)
- Uniform crime reporting program data [United States]: County-level detailed arrest and offense data, 1992 (ICPSR 6316)
- Uniform crime reports, 1958–1969, and county and city data books, 1962, 1967, 1972: Merged data (ICPSR 7715)
- Uniform crime reports: Offenses known and clearances by arrest time series data, 1965–1983 (ICPSR 8631)
- Uniform crime reporting program data [United States]: Offenses known and clearances by arrest in all cities with populations over 250,000, 1987–1988 (ICPSR 9336)
- Uniform crime reporting program data [United States]: Offenses known and clearances by arrest in all cities with populations over 250,000, 1989 (ICPSR 9572)
- Uniform crime reports: National time series community-level database, 1967–1980 (ICPSR 8214)
- Uniform crime reports: Supplementary homicide reports, 1976–1983 (ICPSR 8657)
- Uniform crime reports: Supplementary homicide reports, 1976–1992 (ICPSR 6387)

National Center for Health Statistics

Mortality detail files

- Mortality detail files, 1968–1991 (ICPSR 7632)
- Mortality detail file: External cause extract, 1968–1978, 1979–1980 (ICPSR 8224)

Riedel, Marc, and Margaret A. Zahn

Trends in American homicide: Victim-level supplementary homicide reports, 1968–1978 (ICPSR 8676)

Chapter XII. Police

Bureau of Justice Statistics, U.S. Dept. of Justice

Law enforcement management and administrative statistics

Law enforcement management and administrative statistics, 1987 (ICPSR 9222)

Law enforcement management and administrative statistics (LEMAS), 1990 (ICPSR 9749)

Chapter XIII. Victimization

Bureau of Justice Statistics, U.S. Dept. of Justice

National crime surveys

National crime surveys: National sample, 1973–1983 (ICPSR 7635)

National crime surveys: National sample, 1979–1987 [revised questionnaire] (ICPSR 8608)

National crime surveys: National sample, 1986–1992 [near-term data] (ICPSR 8864)

National crime surveys: National sample of rape victims, 1973–1982 (ICPSR 8625)

Great Britain Home Office Research and Planning Unit

British crime surveys

British crime survey, 1982 (ICPSR 8672)

British crime surveys, 1984 (ICPSR 8685)

British crime survey, 1988 (ICPSR 9850)

Chapter XIV. Drug Use and Crime

National Institute of Justice, U.S. Dept. of Justice

Drug use forecasting in 24 cities in the United States, 1987–1992 (ICPSR 9477)

*National Institute on Drug Abuse/
Thomas Virag, Brenda Cox, and
J. Valley Rachal*

National household survey on drug abuse

National household survey on drug abuse, 1988 (ICPSR 9522)

National household survey on drug abuse, 1990 (ICPSR 9833)

National household survey on drug abuse, 1991 (ICPSR 6128)

Index of principal investigators

A

ABC News	1-3, 5-6
Abrahamse, Allan F.	91, 249
Abt Associates, Inc.	53, 92-93, 118, 120
Adams, Kenneth	189
Aikman, Alexander	121
American Correctional Assoc.	80
American Institutes for Research	27
American Justice Institute	151
American Political Science Assoc.	7
Andrews, Frank M.	8
Annan, Sampson O.	248, 259, 280-281
Apao, William K.	53
Archer, Dane	205
Association of the Bar of the City of New York	287
Athens, Lonnie A.	155
Austin, James	54-57

B

Bachman, Jerald G.	161-165
Bailey, Susan L.	168
Baird, James	223
Baldus, David C.	93-94
Baumer, Terry L.	59, 73, 206
Bausell, Carole R.	287
Bayley, David	230
Belenko, Steven	298
Bell, Raymond	60
Bellassai, John	315
Bennett, Richard R.	207
Berger, Dale E.	314
Berk, Richard	231-232
Black, Howard	232
Blair, Johnny	270
Blane, Howard T.	288
Block, Carolyn Rebecca	207-208
Block, Michael K.	201
Blumenthal, Monica D.	8
Blumstein, Alfred	165-166
Bode, Nancy	202
Bogart, W.A.	94
Boland, Barbara	95
Bolyard, Melissa	55
Bornstein, Gail K.	127
Bowers, William J.	223, 233
Boyle, John M.	268
Bradshaw, Richard Alfred	60

Britt, Chester L. III	289
Brooks, Laure W.	257
Brown, Dale K.	256
Buerger, Michael E.	234, 254
Bureau of Justice Assistance	290-291
Bureau of Justice Statistics	1, 37-52, 85-89, 115-118, 147-151, 205, 229-230, 261
Bureau of Prisons	61
Bureau of Social Science Research, Inc.	151
Bureau of the Census	208
Bursik, Robert J., Jr.	235
Bynum, Timothy S.	258
Byrne, James M.	61

C

Camp, George M.	152
Canan, Penelope	122
Carrington, Michael D.	206
Carter, Charlotte A.	260
Carver, Jay	292
CBS News	8-11
Center for Action Research	152
Center for Urban Affairs & Policy Research	12
Centro de Investigaciones Sobre la Realidad Social (CIRES)	11, 292
Chabotar, Kent	152
Chaiken, Jan Michael	77
Chaiken, Marcia R.	96
Chamlin, Mitchell B.	235
Champagne, Anthony S.	130, 153
Chapper, Joy A.	97
Church, Thomas W., Jr.	123
Cirincione, Carmen	187
Clarke, Stevens H.	98
Clements, William H.	99
Clinard, Marshall B.	201
Cohen, Jacqueline	165-167, 209
Cole, George F.	123
Collins, James J.	168, 293
Conaway, Mark R.	279
Connors, Edward	156
Cook, Royer	269
Court Statistics & Information Management Project	123
Cox, Brenda	316
Craddock, Amy	168
Cramer, James A.	107
Criminal Justice Statistics Assoc.	290-291
Cunniff, Mark A.	99-100

Cunningham, Lea C.	304	Fridell, Lorie E.	247
Curry, G. David	187	Furstenberg, Frank, Jr.	193
Curtis, Christine	32, 183, 312		
Czaja, Ronald	270		

D

Davis, James A.	12-13
Davis, Robert C.	270-271, 285, 294
Debro, Julius	169
Decker, Scott H.	192
Dembo, Richard	295
Denno, Deborah W.	169
DiCristina, Bruce	222
Dietz, Park Elliot	169
Doan, David	235
Downs, George W.	62
Drug Abuse Council, Inc.	287
Dunford, Franklyn W.	237
Dunworth, Terence	124, 153, 296
DuPont, Robert L.	297
Dutch Ministry of Justice	272

E

Ebener, Patricia A.	91, 249
Edelhart, Herbert	238
Edleson, Jeffrey L.	238
Ehrlich, Howard J.	273
Ehrlich, Isaac	154
Eimermann, Thomas	108
Eisenstein, James	109
Elliott, Delbert	170-172, 237
Ervin, Laurie H.	82
Espy, M. Watt	63
Everson, Mark D.	110

F

Fagan, Jeffrey	298
Farrington, David P.	172
Federal Bureau of Investigation	210
Federal Judicial Center	125-126
Feeney, Floyd	101
Feierabend, Ivo	172
Feierabend, Rosalind	172
Felstiner, William L.F.	104
Feyerherm, William H.	154
Figlio, Robert M.	173, 191, 225
Finkelhor, David	174
Fleming, Roy B.	109
Forst, Brian	101, 175, 259, 275
Fowler, Floyd J.	27
Fox, James Alan	216-218, 223
Freedman, Deborah	21
Frey, David	31

G

Gartin, Patrick R.	254
Gartner, Rosemary	205
Geerkon, Michael R.	176
Geiselman, R. Edward	127
Gelles, Richard J.	273, 285
Gibbs, John J.	177-178
Gilliland, Michael	250
Glaser, Daniel	63
Gold, Martin	178
Goldkamp, John S.	102, 289, 299
Goodstein, Lynne	64
Gordon, Margaret A.	63, 242
Gottfredson, Don M.	64
Gottfredson, Michael R.	102, 289, 299
Gottfredson, Stephen D.	64
Gould, LeRoy	152
Gowdy, Voncile B.	70
Grasmick, Harold G.	235
Great Britain Home Office Research & Planning Unit	277
Greenberg, David F.	218
Greenberg, Stephanie	28
Greenwood, Peter W.	249
Grofman, Bernard	127
Grossman, Joel B.	104
Groves, Robert M.	274
Gurr, Erika	218
Gurr, Ted Robert	218

H

Haapanen, Rudy	179
Hakim, Simon	28
Hamilton, Edwin E.	281
Hammitt, Theodore M.	128
Hanson, Roger A.	97
Harper, Dean	65
Harrell, Adele	269, 299
Hartigan, Richard	65
Heck, Joseph	223
Heinz, John P.	128
Hellman, Daryl A.	218
Henderson, Joel	32
Henley, Madeline	271
Hensler, Deborah R.	105
Hepburn, John R.	64, 300
Hernon, Jolene C.	275
Heumann, Milton	106
Hewitt, John	180
Hillenbrand, Susan W.	294
Hindus, Michael S.	102, 128
Hirsch, Jon	233
Hirsch, Ronald L.	128

Hirschel, J. David	239
Hobson, Barbara M.	128
Holeman, Herbert	66
Home Office Research & Planning Unit see Great Britain Home Office...	
Horney, Julie	67
Hotaling, Gerald	174
Hser, Yih-Ing	299
Huizinga, David	237
Hunter, Wanda M.	110

I

Illinois Criminal Justice Information Authority	207-208
Innes, Christopher A.	277
Institute for Law & Social Research	102-103
Inter-university Consortium for Political & Social Research	52

J

Jacob, Herbert	195
Jagger, F.M.	172
Jensness, Carl F.	179
Johnson, Bruce D.	298
Johnston, C. Wayne	300
Johnston, Lloyd D.	161, 165
Joksch, Hans C.	195
Jones, Michael	55
Jones, Ralph K.	195

K

Kahn, Robert L.	8
Kansas City, Missouri, Police Dept.	241
Katz, Jack	180
Kelly, Linda M.	61
Kennedy, Mary Baldwin	176
Kennedy, Dennis Jay	29
Keppel, Robert D.	241
Kerstetter, Wayne A.	104
King, Nancy M.P.	110
King, Stephen	167
Klecka, William	7
Kleiman, Mark A.R.	302
Klein, Malcolm W.	181, 242, 302, 304
Klein, Stephen P.	91
Knight, Raymond	77-78
Kobrin, Solomon	29
Kohfeld, Carol W.	196
Koss, Mary P.	278
Kramer, John H.	64
Krepps-Hess, Barbara J.	66
Krisberg, Barry	56-57
Kritzer, Herbert M.	104

L

Larcom, Barbara E.K.	273
Lattimore, Pamela K.	67
Laub, John H.	69
Laumann, Edward O.	128
Lavrakas, Paul J.	30, 198
Lees, Lynn	225
Leonard, Kenneth E.	288
Lily, James	232
Lind, Allan E.	105
Lizotte, Alan J.	219
Loeber, Rolf	182
Loftin, Colin	30, 106
Lohr, Sharon L.	279
Los Angeles District Attorney's Office	155
Lurigio, Arthur J.	198, 285

M

MacKenzie, Doris L.	64, 70
Mahoney, Barry	123
Maloy, Charles E.	287
Mande, Mary J.	72
Manpower Demonstration Research Corp.	303
Marans, Robert W.	33
Marsden, Mary Ellen	72
Marshall, Ineke Haen	67
Martell, Daniel A.	169
Martin, Susan	243
Marvell, Thomas B.	106, 129
Matulia, Kenneth J.	243
Maxfield, Michael G.	73, 197
Maxson, Cheryl L.	181, 242, 302, 304
Mayes, Bronston T.	235
Maynard-Moody, Steven	76
McCampbell, Michael S.	244
McCarthy, Jack	73
McDevitt, Jack	233
McDonald, William F.	107, 155
McEwen, J.T.	156
McKanna, Clare V., Jr.	219
McPherson, Marlys	31
Melich, Anna	19
Mendelsohn, Harold	15
Mendelsohn, Robert I.	59
Messinger, Sheldon	74
Miethe, Terance D.	14, 107, 279
Mihajlovic, Steve	250
Milder, N. David	31
Milkman, Raymond H.	75
Miller, Brenda A.	288
Miller, Frederick	121
Miller, Herbert S.	107
Minnesota Criminal Justice System Driving While Intoxicated Task Force	305
Minnesota State Court Administration	132
Minton, Thomas J.	155
Miranne, Alfred C.	176

Missouri Division of Youth Services . . .	132
Monkkonen, Eric	244
Moody, Carlisle E., Jr.	106, 129
Moore, Charles A.	107
Musheno, Michael C.	76, 129

N

Nagel, Stuart S.	108, 130, 136, 153
Nardulli, Peter	109
National Assoc. of Criminal Justice Planners	100
National Center for Health Statistics	16, 220-222, 305-306
National Center for Juvenile Justice	131-133
National Center for State Courts	109, 133-134
National Commission on Children	18
National Institute of Justice	308
National Institute on Drug Abuse	307
National Opinion Research Center	13
Nebraska Commission on Law Enforcement & Criminal Justice	133
Neff, Marian	108
<i>New York Daily News</i>	22
<i>New York Times, The</i>	9-11, 18, 23-24
Newman, Graeme	222
Nold, Fredrick C.	201
Nurco, David	309-310

O

O'Keefe, Garrett J.	15
O'Malley, Patrick M.	161-165
Office of Justice Assistance, Research, & Statistics	157
Office of Juvenile Justice & Delinquency Prevention	86-87, 134
Oram, Mary Elsner	111, 121
Orne, Martin T.	245
Orsagh, Thomas	72
Ostrom, Elinor	246
Overcast, Thomas D.	238
Owenbey, Robert	232

P

Pace, Nicholas	124
Palumbo, Dennis J.	76
Parks, Roger B.	246
Pate, Antony M.	247-248, 280-281
Paternoster, Raymond	182
Pearson, Frank S.	76, 311
Pennell, Susan	32, 183, 312
Pennsylvania Sentencing Commission	135
Petersilia, Joan	249

Peterson, James	193
Peterson, Joseph L.	250
Peterson, Mark A.	77
Petrosino, Anthony	200
Phillips, Charles D.	168
Pierce, Glenn L.	216, 223, 233
Pogue, Thomas F.	197
Polich, Suzanne	77
Polk, Kenneth	183
Polsenberg, Christina	292
Powers, Keiko	299
Prentky, Robert A.	77-78
Pretrial Services Resource Center	109
Pring, George W.	122
Pulaski, Charles A., Jr.	93-94
Putala, Christopher E.	302

R

Rachal, J. Valley	316
Rafter, Nicole Hahn	78
RAND Corporation	79
Rauch, W. Hardy	80
Reif, Karlheinz	19
Reinbolt, Kathleen	108
Reiss, Albert J., Jr.	250-252
Research Triangle Institute	282
Rhodes, William	101, 175
Richardson, Richard	20
Riedel, Marc	224, 226
Rikoski, Giannina	232
Robbins, Pamela Clark	187
Robinson, John	282
Rocke, David M.	62
Rodgers, Willard L.	33
Rogan, Dennis P.	283
Rogers, Scott	300
Romm, Joseph	81
Rosenbaum, Dennis P.	198
Rosenfeld, Richard	209
Rossi, Peter	82-83
Rowland, C.K.	135
Runyan, Desmond K.	110

S

Saiger, Aaron J.	153, 296
Sampson, Robert J.	69, 199
Sarat, Austin	104
Saylor, Keith E.	297
Saywitz, Karen J.	127
Schmidt, Janell D.	283
Schmidt, Peter	82
Schneider, Anne L.	82
Schreiber, Jan E.	283
Schuerman, Leo A.	29
Sedlak, Andrea	174
Sellin, Thorsten	191

Seron, Carroll	136
Shannon, Lyle W.	184-185, 253, 313
Shaw, James W.	70
Shelly, Peggy L.	177, 178
Sherman, Lawrence W.	200, 231, 254, 283
Sherrill, Jan M.	287
Shover, Neal	185
Sigel, Roberta S.	20
Silloway, Glenn	31
Silverstein, Lee	136
Singer, Simon I.	186, 225
Sipes, Dale Anne	111
Skogan, Wesley G.	7, 30, 33, 255, 285
Smith, Barbara	269, 271, 294
Smith, D. Randall	73
Smith, Douglas A.	292
Smith, Tom W.	13
Smith, William R.	73
Smykia, John Ortiz	63
Snortum, John R.	314-315
Snyder-Joy, Zoann	82
Social Science Education Consortium	152
Spaeth, Harold J.	136
Sparks, Richard F.	112
Spelman, William	34, 256
Spergel, Irving A.	187
Spohn, Cassia	113
Sprague, John	196
Steadman, Henry J.	187
Stillman, Frances A.	256
Straus, Murray A.	273, 285
Sutton, L. Paul	260
Swicord, Donald	188
Syers, Maryann	238

T

Taub, Richard	34
Taylor, D. Garth	34
Tayman, Jeff	183
Teplin, Linda A.	257
Thompson, James W.	35
Thornton, Arland	19
Tilly, Charles	225
Tittle, Charles R.	21
Toborg, Mary A.	113, 315
Toch, Hans	189
Tracy, Paul E.	173, 225
Triplett, Ruth	158
Trubek, David M.	104, 137

U

U.S. Sentencing Commission	138-142
Uchida, Craig D.	257-259

V

Van Duizend, Richard	260
Vandaele, Walter	225
Vera Institute of Justice	143
Vidmar, Neil	94
Virag, Thomas	316

W


WABC-TV News	22
Washington Post	3, 5-6, 25
WCBS-TV News	23-24
Webster, Barbara	156
Weiland, Doris	299
Weis, Joseph G.	241
Weisburd, David	200, 202
Welch, Susan	113
Wheeler, Stanton	202
Whinery, Leo H.	143
Whitaker, Gordon P.	246
Whitehouse, Wayne G.	245
Wice, Paul	108
Widom, Cathy Spatz	189
Williams, Jay R.	178
Wilson, James Q.	249
Winterfield, Laura A.	190
Wise, Lois Recascino	158
Wish, Eric D.	292, 297, 317
Witte, Ann D.	82
Wolfgang, Marvin E.	173, 191, 225
Woodworth, George	93-94
Wright, James	83
Wright, Kevin	83
Wright, Richard	192

Y

Yankelovich, Skelly, & White, Inc.	144
Yeager, Peter C.	201
Yezer, Anthony	315

Z

Zahn, Margaret A.	224, 226
Zedlewski, Edwin W.	159
Zeuhl, James	227
Zill, Nicholas	193
Zimmerman, Sherwood	167
Zimring, Franklin E.	227
Zukin, Cliff	20



Index of titles

A sentencing postscript: Felony probationers under supervision in the community, 1983 (ICPSR 8647)	100
ABC News drug abuse poll, 1986 (ICPSR 8636)	1
ABC News Ginsburg poll, November 1987 (ICPSR 8885)	1
ABC News "Nightline" drugs and alcohol poll, August 1988 (ICPSR 9180)	2
ABC News poll of public opinion on crime, December 1982 (ICPSR 8100)	2
ABC News Supreme Court nomination poll, July 1991 (ICPSR 9612)	3
ABC News/Washington Post Bork vote poll, October 1987 (ICPSR 8888)	3
ABC News/Washington Post Clarence Thomas vote delay polls, October 1991 (ICPSR 9766)	3
ABC News/Washington Post Los Angeles beating poll, April 1992 (ICPSR 9941)	5
ABC News/Washington Post poll, January 1990 (ICPSR 9436)	5
ABC News/Washington Post poll, February 1990 (ICPSR 9438)	6
ABC News/Washington Post Souter nomination poll, July 1990 (ICPSR 9462)	6
Access to justice in Ontario, 1985-1988 (ICPSR 9729)	95
Adult criminal careers in New York, 1972-1983 (ICPSR 9353)	166
Adult criminal careers, Michigan: 1974-1977 (ICPSR 8279)	166
Age cohort arrest rates, 1970-1980 (ICPSR 8261)	219
Age-by-race specific crime rates, 1965-1985: [United States] (ICPSR 9589)	209
AIDS-related written court decisions in federal and state courts, 1984-1989: [United States] (ICPSR 6502)	129
Alaska plea bargaining study, 1974-1976 (ICPSR 7714)	98
Alternative procedures for reducing delays in criminal appeals: Sacramento, Springfield, and Rhode Island, 1983-1984 (ICPSR 9965)	97
American Bar Foundation: State criminal court cases, 1962 (ICPSR 7272)	137
Americans' use of time, 1985 (ICPSR 9875)	283
Analysis of arrests in Paris, June 1848 (ICPSR 0049)	226
Analyzing trial time in California, Colorado, and New Jersey, 1986 (ICPSR 9223)	111
Anticipating community drug problems in Washington, DC, and Portland, Oregon, 1984-1990 (ICPSR 9924)	300
Armed criminals in America: A survey of incarcerated felons, 1983 (ICPSR 8357)	84
Arrests as communications to criminals in St. Louis, 1970, 1972-1982 (ICPSR 9998)	196
Arrests without conviction: How often they occur and why, 1979-1980: Jacksonville and San Diego (ICPSR 8180)	101
Arson measurement, analysis, and prevention in Massachusetts, 1983-1985 (ICPSR 9972)	218
Assessing local legal culture: Practitioner norms in four criminal courts, 1979 (ICPSR 7808)	123
Attitudes and perceptions of police officers in Boston, Chicago, and Washington, DC, 1966 (ICPSR 9087)	251
Augmented federal probation, sentencing, and supervision information system, 1985 (ICPSR 9664)	138

Autobiographical accounts of property offenses by youths at UCLA, 1983–1984 (ICPSR 8950)	181
Automated reporting system pilot project in Los Angeles, 1990 (ICPSR 9969)	236
British crime survey, 1982 (ICPSR 8672)	276
British crime surveys, 1984 (ICPSR 8685)	277
British crime survey, 1988 (ICPSR 9850)	277
CBS News "48 Hours" gun poll, March 1989 (ICPSR 9233)	8
CBS News/ <i>New York Times</i> abortion poll, July 1989 (ICPSR 9488)	8
CBS News/ <i>New York Times</i> abortion polls, September–October 1989 (ICPSR 9491)	9
CBS News/ <i>New York Times</i> drug poll, September 1989 (ICPSR 9489)	10
CBS News/ <i>New York Times</i> monthly poll, March–April 1990 (ICPSR 9498)	10
Calling the police: Citizen reporting of serious crime, 1979 (ICPSR 8185)	256
Calls for service to police as a means of evaluating crime trends in Oklahoma City, 1986–1988 (ICPSR 9669)	235
Cambridge study in delinquent development [Great Britain], 1961–1981 (ICPSR 8488)	173
Capital punishment in the United States, 1973–1987 (ICPSR 9210)	37
Capital punishment in the United States, 1973–1988 (ICPSR 9337)	37
Capital punishment in the United States, 1973–1989 (ICPSR 9507)	38
Capital punishment in the United States, 1973–1990 (ICPSR 9819)	38
Census of population and housing, 1970 [United States]: Persons in institutions and other group quarters by age, sex, race, and Spanish origin (ICPSR 8342)	208
Census of population and housing, 1980 [United States]: Group quarters population by age, sex, race, and Spanish origin (ICPSR 8341)	208
Census of public and private juvenile detention, correctional, and shelter facilities, 1986–1987: [United States] (ICPSR 8973)	87
Census of public and private juvenile detention, correctional, and shelter facilities, 1988–1989: [United States] (ICPSR 9445)	87
Census of public and private juvenile detention, correctional, and shelter facilities, 1990–1991: [United States] (ICPSR 9824)	87
Census of state adult correctional facilities, 1979 (ICPSR 7852)	39
Census of state adult correctional facilities, 1984 (ICPSR 8444)	39
Census of state and federal adult correctional facilities, 1990 (ICPSR 9908)	39
Census of state felony courts, 1985: [United States] (ICPSR 8667)	115
Census of urban crime, 1970 (ICPSR 8275)	219
Center for research on social reality [Spain] survey, April 1992: Justice and civic rights (ICPSR 9992)	11
Center for research on social reality [Spain] survey, December 1993: Attitudes and behavior regarding alcohol, tobacco, and drugs (ICPSR 6303)	293
Changing patterns of drug abuse and criminality among crack cocaine users in New York City, 1988–1989 (ICPSR 9670)	299
Changing patterns of drug abuse and criminality among crack cocaine users in New York City: Criminal histories and criminal justice system processing, 1983–1984, 1986 (ICPSR 9790)	298
Characteristics and movement of felons in California prisons, 1851–1964 (ICPSR 7971)	75
Characteristics of high and low crime neighborhoods in Atlanta, 1980 (ICPSR 7951)	28
Charging and sentencing of murder and voluntary manslaughter cases in Georgia, 1973–1979 (ICPSR 9264)	93
Charlotte [North Carolina] spouse assault replication project, 1987–1989 (ICPSR 6114)	240
Chicago lawyers survey, 1975 (ICPSR 8218)	128

Child abuse, neglect, and violent criminal behavior in a Midwest metropolitan area of the United States, 1967–1988 (ICPSR 9480)	191
Citizen participation and community crime prevention, 1979: Chicago metropolitan area survey (ICPSR 8086)	30
City police expenditures, 1946–1985: [United States] (ICPSR 8706)	158
Civil litigation in the United States, 1977–1979 (ICPSR 7994)	104
Classification of rapists in Massachusetts, 1980–1990 (ICPSR 9976)	78
Commercial victimization surveys, 1973–1975 [United States]: Cities sample (ICPSR 8002)	261
Commercial victimization surveys, 1973–1977 [United States]: National sample (ICPSR 8003)	261
Community policing in Baltimore, 1986–1987 (ICPSR 9401)	248
Comparing court case processing in nine courts, 1979–1980 (ICPSR 8621)	109
Comparison of drug control strategies in San Diego, 1989 (ICPSR 9990)	313
Concerns of police survivors, 1986: [United States] (ICPSR 9327)	257
Correlates of crime: A study of 52 nations, 1960–1984 (ICPSR 9258)	207
Cost effectiveness of misdemeanor probation in Hamilton County, Ohio, 1981–1982 (ICPSR 8259)	66
Crime and mental disorder, 1972 (ICPSR 9088)	66
Crime commission rates among incarcerated felons in Nebraska, 1986–1990 (ICPSR 9916)	68
Crime days precursors study: Baltimore, 1952–1976 (ICPSR 8222)	310
Crime factors and neighborhood decline in Chicago, 1979 (ICPSR 7952)	34
Crime in western societies, 1945–1974 (ICPSR 7769)	219
Crime on campus, 1978–1979: A survey of 150 college campuses and cities (ICPSR 8381)	220
Crime stoppers: A national evaluation of program operations and effects, 1984 (ICPSR 9349)	198
Crime, fear, and control in neighborhood commercial centers: Minneapolis and St. Paul, 1970–1982 (ICPSR 8167)	31
Criminal careers and crime control in Massachusetts [the Gluck study]: A matched-sample longitudinal research design, Phase I, 1939–1963 (ICPSR 9735)	70
Criminal careers of juveniles in New York City, 1977–1983 (ICPSR 9986)	192
Criminal case processing in metropolitan courts, 1976 (ICPSR 7750)	109
Criminal histories and criminal justice processing of drug use forecasting (DUF) sample members in Washington, DC, 1989–1991 (ICPSR 6122)	292
Criminal justice outcomes of male offenders in 14 jurisdictions in the United States, 1985–1988 (ICPSR 9671)	91
Criminal justice response to victim harm in the United States, 1981 (ICPSR 8249)	275
Criminal victimization among women in Cleveland, Ohio: Impact on health status and medical service usage, 1986 (ICPSR 9920)	278
Criminal victimization of District of Columbia residents and Capitol Hill employees, 1982–1983 (ICPSR 8228)	282
Criminal violence and incapacitation in California, 1962–1988 (ICPSR 9922)	65
Criminality among narcotic addicts in Baltimore: The role of nonnarcotic drugs, 1973–1978 (ICPSR 8604)	310
Cross-validation of the Iowa offender risk assessment model in Michigan, 1980–1982 (ICPSR 9236)	61
Dangerous sex offenders: Classifying, predicting, and evaluating outcomes of clinical treatment in Bridgewater, Massachusetts, 1982–1985 (ICPSR 8985)	79

Data bank of assassinations, 1948–1967 (ICPSR 5208)	174
Decision-related research on the organization of service delivery systems in metropolitan areas: Police protection (ICPSR 7427)	246
Deinstitutionalization of status offenders: A study of intervention practices for youth in seven cities in the United States, 1987–1991 (ICPSR 6039)	182
Delinquency in a birth cohort in Philadelphia, Pennsylvania, 1945–1963 (ICPSR 7729)	193
Delinquency in a birth cohort II: Philadelphia, 1958–1986 (ICPSR 9293)	174
Deterrent effects of antitrust enforcement [United States]: The ready-mix concrete industry, 1970–1980 (ICPSR 9040)	201
Deterrent effects of arrests and imprisonment in the United States, 1960–1977 (ICPSR 7973)	198
Deterrent effects of punishment on crime rates, 1959–1960 (ICPSR 7716)	154
Deterrent effects of the New York juvenile offender law, 1974–1984 (ICPSR 9324)	187
Deterring drug use with intensive probation in New Jersey, 1989–1990 (ICPSR 9919)	312
Detroit area study, 1979: A study of metropolitan issues (ICPSR 9301)	30
Differential use of jail confinement (ICPSR 8696)	229
Disorder and community decline in 40 neighborhoods of the United States, 1977–1983 (ICPSR 8944)	33
Disturbed violent offenders in New York, 1985 (ICPSR 9325)	190
Domestic violence experience in Omaha, Nebraska, 1986–1987 (ICPSR 9481)	237
Downtown safety, security, and development in New York City, 1984 (ICPSR 9326)	31
Drinking and driving: A survey of licensed drivers in the United States, 1983 (ICPSR 8356)	315
Drinking and driving: A survey of licensed drivers in the United States, 1986 (ICPSR 9599)	316
Drug abuse as a predictor of rearrest or failure to appear in court in New York City, 1984 (ICPSR 9979)	319
Drug testing of juvenile detainees to identify high-risk youth in Florida, 1986–1987 (ICPSR 9686)	295
Drug use forecasting in 24 cities in the United States, 1987–1992 (ICPSR 9477)	309
Drugs, alcohol, and student crime in the United States, April–May 1989 (ICPSR 9585)	287
Drugs and crime in public housing, 1986–1989: Los Angeles, Phoenix, and Washington, DC (ICPSR 6235)	296
Early identification of the chronic offender, [1978–1980: California] (ICPSR 8226)	180
Effectiveness of client specific planning as an alternative sentence, 1981–1982: Washington, DC and Fairfax, Montgomery, and Prince George counties (ICPSR 8943)	99
Effectiveness of police response: Denver, 1982 (ICPSR 8217)	230
Effects of "United States vs. Leon" on police search warrant practices, 1984–1985 (ICPSR 9348)	258
Effects of cognitive interviewing, practice, and interview style on children's recall performance in California, 1989–1990 (ICPSR 9789)	127
Effects of determinant sentencing on institutional climate and prison administration: Connecticut, Minnesota, Illinois, 1981–1983 (ICPSR 8278)	65
Effects of drug testing on defendant risk in Dade County, Florida, 1987 (ICPSR 9791)	299
Effects of foot patrol policing in Boston, 1977–1985 (ICPSR 9351)	233
Effects of local sanctions on serious criminal offending in cities with populations over 100,000, 1978–1983: [United States] (ICPSR 9590)	199
Effects of prior record in sentencing research in a large northeastern city, 1968–1979: [United States] (ICPSR 8929)	114
Effects of prison versus probation in California, 1980–1982 (ICPSR 8700)	80

Effects of sentences on subsequent criminal behavior in New Jersey, 1976–1977 (ICPSR 8986)	74
Electronic monitoring of nonviolent convicted felons: An experiment in home detention in Marion County, Indiana, 1986–1988 (ICPSR 9587)	59
Employment services for ex-offenders, 1981–1984: Boston, Chicago, and San Diego (ICPSR 8619)	76
Ethnicity and homicide in California, 1850–1900 (ICPSR 9594)	220
Euro-Barometer 32: The single European market, drugs, alcohol, and cancer, November 1989 (ICPSR 9519)	18
Evaluating alternative police responses to spouse assault in Colorado Springs: An enhanced replication of the Minneapolis experiment, 1987–1989 (ICPSR 9982)	232
Evaluating network sampling in victimization surveys in Peoria, Illinois, 1986 (ICPSR 9968)	270
Evaluation of Arizona pretrial services drug testing programs, 1987–1989 (ICPSR 9807)	289
Evaluation of a repeat offender unit in Phoenix, Arizona, 1987–1989 (ICPSR 9793)	249
Evaluation of adult urine testing/drug use surveillance project in Washington, DC, 1984–1986 (ICPSR 9947)	317
Evaluation of intensive probation in Milwaukee, 1980–1981 (ICPSR 8276)	83
Evaluation of Minnesota's felony sentencing guidelines, 1978–1984 (ICPSR 9235)	107
Evaluation of pretrial settlement conference, Dade County, Florida, criminal court, 1979 (ICPSR 7710)	104
Evaluation of the impact of innovative policing programs on social disorder in seven cities in the United States, 1983–1990 (ICPSR 6215)	255
Evaluation of the implementation and impact of the Massachusetts intensive probation supervision project, 1984–1985 (ICPSR 9970)	62
Evaluation of the Los Angeles County Regimented Inmate Diversion (RID) program, 1990–1991 (ICPSR 6236)	56
Evaluation of the Maricopa County [Arizona] demand reduction program, 1989–1991 (ICPSR 9977)	301
Executions in the United States, 1608–1991: The Espy file (ICPSR 8451)	64
Expenditure and employment data for the criminal justice system [United States]: Extract file, 1982 (ICPSR 8382)	147
Expenditure and employment data for the criminal justice system [United States]: Extract file, 1983 (ICPSR 8455)	147
Expenditure and employment data for the criminal justice system [United States]: Extract file, 1984 (ICPSR 9162)	147
Expenditure and employment data for the criminal justice system [United States]: Extract file, 1985 (ICPSR 9161)	147
Expenditure and employment data for the criminal justice system [United States]: Extract file, 1986 (ICPSR 9160)	147
Expenditure and employment data for the criminal justice system [United States]: Extract file, 1987 (ICPSR 9396)	147
Expenditure and employment data for the criminal justice system [United States]: Extract file, 1988 (ICPSR 9554)	147
Expenditure and employment data for the criminal justice system [United States]: Extract file, 1989 (ICPSR 9773)	147
Expenditure and employment data for the criminal justice system [United States]: Extract file, 1990 (ICPSR 6006)	148
Expenditure and employment data for the criminal justice system [United States]: Extract file, 1991 (ICPSR 6259)	148

Expenditure and employment data for the criminal justice system: Annual files, 1971–1979 (ICPSR 7618)	148
Expenditure and employment data for the criminal justice system: Individual units file and estimates file, 1985 (ICPSR 8650)	148
Expenditure and employment data for the criminal justice system: Individual units file and estimates file, 1988 (ICPSR 9446)	148
Expenditure and employment data for the criminal justice system: Longitudinal file, 1971–1979, 1985, 1988 (ICPSR 7636)	149
Exploring the house burglar's perspective: Observing and interviewing offenders in St. Louis, 1989–1990 (ICPSR 6148)	194
Factors influencing the quality and utility of government-sponsored criminal justice research in the United States, 1975–1986 (ICPSR 9089)	158
Fear of crime and the Guardian Angels: Attitudes of New York City subway riders, 1984 (ICPSR 8531)	29
Federal court cases, 1962–1963 (ICPSR 7245)	130
Federal court cases: Integrated data base, 1970–1991 (ICPSR 8429)	126
Federal district court civil decisions, 1981–1987: Detroit, Houston, and Kansas City (ICPSR 9367)	136
Federal justice statistics program data, 1978–1991: [United States] (ICPSR 9296)	119
Felony prosecution and sentencing in North Carolina, 1981–1982 (ICPSR 8307)	98
Fines as a criminal sanction: Practices and attitudes of trial court judges in the United States, 1985 (ICPSR 8945)	123
Firearms violence and the Michigan Felony Firearm Law: Detroit, 1976–1978 (ICPSR 8509)	106
Forensic evidence and the police, 1976–1980 (ICPSR 8186)	250
Fraud victimization survey, 1990: [United States] (ICPSR 9733)	268
Free press, fair trial data, 1970 (ICPSR 7541)	108
Gang involvement in "rock" cocaine trafficking in Los Angeles, 1984–1985 (ICPSR 9398)	303
Gender of prisoners admitted to state and federal institutions in the United States, 1926–1987 (ICPSR 9517)	52
General social survey, 1972 (ICPSR 7309)	12
General social survey, 1973 (ICPSR 7315)	12
General social survey, 1974 (ICPSR 7341)	12
General social survey, 1975 (ICPSR 7367)	12
General social survey, 1976 (ICPSR 7398)	13
General social survey, 1977 (ICPSR 7573)	13
General social surveys, 1972–1986: [cumulative file] (ICPSR 8609)	13
General social surveys, 1972–1991: [cumulative file] (ICPSR 9710)	13
General social surveys, 1972–1991: [cumulative file supplement, 1992] (ICPSR 9967)	13
General social surveys, 1972–1993: [cumulative file] (ICPSR 6217)	13
General social surveys, 1972–1994: [cumulative file] (ICPSR 6492)	13
Governmental responses to crime in the United States, 1948–1978 (ICPSR 8076)	195
Guardian Angels: Citizen response to crime in selected cities of the United States, 1984 (ICPSR 8935)	32
Helping crime victims: Levels of trauma and effectiveness of services in Arizona, 1983–1984 (ICPSR 9329)	269
Historical statistics on prisoners in state and federal institutions, yearend 1925–1986: [United States] (ICPSR 8912)	40
Homicides in Chicago, 1965–1981 (ICPSR 8941)	207

Homicides in Chicago, 1965–1990 (ICPSR 6399)	208
ICPSR instructional subset: Justifying violence: Attitudes of American men, 1969 (ICPSR 7517)	7
Illegal corporate behavior, 1975–1976 (ICPSR 7855)	201
Illegal immigration and crime in San Diego and El Paso counties, 1985–1986 (ICPSR 9330)	184
Impact of casino gambling on crime in the Atlantic City region, 1970–1984 (ICPSR 9237)	28
Impact of legislation to prohibit “happy hours” in Indiana, 1983–1986 (ICPSR 9732)	197
Impact of sentencing guidelines on the use of incarceration in federal criminal courts in the United States, 1984–1990 (ICPSR 9845)	139
Impact of sentencing reforms and speedy trial laws in the United States, 1969–1989 (ICPSR 9736)	106
Impact of the court process on sexually abused children in North Carolina, 1983–1986 (ICPSR 9985)	111
Implementation of community corrections in Oregon, Colorado, and Connecticut, [1981] (ICPSR 8407)	77
Implementation of quantitative decision aids in the Oklahoma probation and parole system, 1989–1990 (ICPSR 9963)	84
Improving correctional classification, New York, 1981–1983 (ICPSR 8437)	85
Improving evidence collection through police-prosecutor coordination in Baltimore, 1984–1985 (ICPSR 9290)	243
Improving prison classification procedures in Vermont: Applying an interaction model, 1983–1985 (ICPSR 8933)	54
Improving the investigation of homicide and the apprehension rate of murderers in Washington State, 1981–1986 (ICPSR 6134)	241
Individual responses to affirmative action issues in criminal justice agencies, 1981: [United States] (ICPSR 9311)	154
Influence of sanctions and opportunities on rates of bank robbery, 1970–1975: [United States] (ICPSR 8260)	152
Inmate victimization in state prisons in the United States, 1979 (ICPSR 8087)	284
Intensive supervision program in New Jersey, 1983–1986 (ICPSR 9291)	77
Interaction between neighborhood change and criminal activity, 1979 (ICPSR 9056)	29
Intergenerational study of parents and children, 1962–1985: [Detroit] (ICPSR 9902)	19
International victimization survey, 1988 (ICPSR 9421)	272
Intra- and intergenerational aspects of serious domestic violence and alcohol and drug abuse in Buffalo, 1987 (ICPSR 9984)	288
Judicial characteristics and judicial decision-making study, 1955 (ICPSR 7084)	130
Judicial decision guidelines for bail: The Philadelphia experiment, 1981–1982 (ICPSR 8358)	102
Judicial district data book, 1983: [United States] (ICPSR 8439)	126
Jury verdicts database for Cook County, Illinois, and all counties in California, 1960–1984 (ICPSR 6232)	124
Justifying violence: Attitudes of American men, 1969 (ICPSR 3504)	7
Juvenile court statistics, 1982: [United States] (ICPSR 8440)	131
Juvenile court statistics, 1983: [United States] (ICPSR 8656)	131
Juvenile court statistics, 1984: [United States] (ICPSR 8940)	132
Juvenile court statistics, 1985: [United States] (ICPSR 9297)	132
Juvenile court statistics, 1986: Reported cases in calendar year data base (ICPSR 9691)	132

Juvenile court statistics, 1987: [United States] (ICPSR 6119)	132
Juvenile court statistics, 1988: [United States] (ICPSR 6120)	132
Juvenile court statistics, 1989: [United States] (ICPSR 6121)	132
Juvenile delinquency and adult crime, 1948–1977 [Racine, Wisconsin]: City ecological data (ICPSR 8164)	185
Juvenile delinquency and adult crime, 1948–1977 [Racine, Wisconsin]: Three birth cohorts (ICPSR 8163)	186
Juvenile detention and correctional facility census, 1971 (ICPSR 7637)	85
Juvenile detention and correctional facility census, 1973 (ICPSR 7639)	85
Juvenile detention and correctional facility census, 1974 (ICPSR 7706)	86
Juvenile detention and correctional facility census, 1975 (ICPSR 7707)	86
Juvenile detention and correctional facility census, 1977 (ICPSR 7758)	86
Juvenile detention and correctional facility census, 1979 (ICPSR 7846)	86
Juvenile detention and correctional facility census, 1982–1983 (ICPSR 8205)	86
Juvenile detention and correctional facility census, 1984–1985 (ICPSR 8495)	86
Keeping the peace: Police discretion and the mentally disordered in Chicago, 1980–1981 (ICPSR 8438)	257
Law enforcement assistance administration profile data, [1968–1978] (ICPSR 8075)	158
Law enforcement management and administrative statistics, 1987 (ICPSR 9222)	229
Law enforcement management and administrative statistics (LEMAS), 1990 (ICPSR 9749)	230
Law-related education evaluation project [United States], 1979–1984 (ICPSR 8406)	152
Learning deficiencies among adult inmates, 1982: Louisiana, Pennsylvania, and Washington (ICPSR 8359)	60
Legal representation data, 1970 (ICPSR 7540)	131
Legal service agencies, 1970 (ICPSR 7369)	153
Longitudinal study of biosocial factors related to crime and delinquency, 1959–1962: [Pennsylvania] (ICPSR 8928)	169
Management of death row inmates, 1986–1987: [United States] (ICPSR 9917)	82
Mandatory drug offender processing data, 1986: Alaska, California, Iowa, Minnesota, Nebraska, New York, North Carolina, and Virginia (ICPSR 9420)	290
Mandatory drug offender processing data, 1987: New York (ICPSR 9565)	291
Marion County [Oregon] youth study, 1964–1979 (ICPSR 8334)	185
Massachusetts statewide criminal justice guidelines evaluation, 1979: Sentencing data (ICPSR 7909)	112
Massachusetts superior court files, 1859–1959 (ICPSR 7776)	128
Matching treatment and offender: North Carolina, 1980–1982 (ICPSR 8515)	73
Media crime prevention campaign in the United States, 1980 (ICPSR 8050)	14
Mental disorder and violent crime: A 20-year cohort study in New York State, 1968–1988 (ICPSR 9978)	189
Mentally disordered offenders in pursuit of celebrities and politicians (ICPSR 6007)	170
Milwaukee domestic violence experiment, 1987–1989 (ICPSR 9966)	284
Minimum legal drinking age and crime in the United States, 1980–1987 (ICPSR 9685)	195
Minneapolis intervention project, 1986–1987 (ICPSR 9808)	239
Minnesota juvenile court records, 1984–1987 (ICPSR 9447)	132
Missouri juvenile court records, 1984–1987 (ICPSR 9448)	133
Modeling the crime reduction effects and economic benefits of drug abuse treatment, 1979–1981: [United States] (ICPSR 9991)	293

Modern policing and the control of illegal drugs: Testing new strategies in Oakland, California, and Birmingham, Alabama, 1987–1989 (ICPSR 9962)	259
Monitoring of federal criminal sentences, 1987–1993 (ICPSR 9317)	140
Monitoring the future: A continuing study of the lifestyles and values of youth, 1976–1992: Concatenated core file (ICPSR 6227)	165
Monitoring the future: A continuing study of the lifestyles and values of youth, 1976 (ICPSR 7927)	161
Monitoring the future: A continuing study of the lifestyles and values of youth, 1977 (ICPSR 7928)	161
Monitoring the future: A continuing study of the lifestyles and values of youth, 1978 (ICPSR 7929)	162
Monitoring the future: A continuing study of the lifestyles and values of youth, 1979 (ICPSR 7930)	162
Monitoring the future: A continuing study of the lifestyles and values of youth, 1980 (ICPSR 7900)	162
Monitoring the future: A continuing study of the lifestyles and values of youth, 1981 (ICPSR 9013)	162
Monitoring the future: A continuing study of the lifestyles and values of youth, 1982 (ICPSR 9045)	162
Monitoring the future: A continuing study of the lifestyles and values of youth, 1983 (ICPSR 8387)	162
Monitoring the future: A continuing study of the lifestyles and values of youth, 1984 (ICPSR 8388)	162
Monitoring the future: A continuing study of the lifestyles and values of youth, 1985 (ICPSR 8546)	162
Monitoring the future: A continuing study of the lifestyles and values of youth, 1986 (ICPSR 8701)	162
Monitoring the future: A continuing study of the lifestyles and values of youth, 1987 (ICPSR 9079)	163
Monitoring the future: A continuing study of the lifestyles and values of youth, 1988 (ICPSR 9259)	163
Monitoring the future: A continuing study of the lifestyles and values of youth, 1989 (ICPSR 9397)	163
Monitoring the future: A continuing study of the lifestyles and values of youth, 1990 (ICPSR 9745)	163
Monitoring the future: A continuing study of the lifestyles and values of youth, 1991 (ICPSR 9871)	164
Monitoring the future: A continuing study of the lifestyles and values of youth, 1992 (ICPSR 6133)	164
Monitoring the future: A continuing study of the lifestyles and values of youth, 1993 (ICPSR 6367)	164
Mortality detail file: External cause extract, 1968–1978, 1979–1980 (ICPSR 8224)	221
Mortality detail files, 1968–1991 (ICPSR 7632)	220
Multiple cause of death, 1982 (ICPSR 9880)	222
Multiple cause of death, 1983 (ICPSR 9879)	222
Multiple cause of death, 1984 (ICPSR 9811)	222
Multiple cause of death, 1985 (ICPSR 9812)	222
Multiple cause of death, 1986 (ICPSR 9723)	222
Multiple cause of death, 1987 (ICPSR 9724)	222
Multiple cause of death, 1988 (ICPSR 6299)	222
Multiple cause of death, 1989 (ICPSR 6257)	222

Multiple cause of death, 1990 (ICPSR 6319)	222
Multiple cause of death, 1991 (ICPSR 6320)	222
Multnomah County [Oregon] jury project, 1973–1976 (ICPSR 9030)	127
Murder cases in 33 large urban counties in the United States, 1988 (ICPSR 9907)	205
National assessment of criminal justice needs, 1983: [United States] (ICPSR 8362)	153
National assessment program survey of criminal justice personnel in the United States, 1986 (ICPSR 9923)	156
National corrections reporting program, 1983: [United States] (ICPSR 8363)	40
National corrections reporting program, 1984: [United States] (ICPSR 8497)	41
National corrections reporting program, 1985: [United States] (ICPSR 8918)	41
National corrections reporting program, 1986: [United States] (ICPSR 9276)	42
National corrections reporting program, 1987: [United States] (ICPSR 9402)	42
National corrections reporting program, 1988: [United States] (ICPSR 9450)	42
National corrections reporting program, 1989 (ICPSR 9849)	43
National corrections reporting program, 1990 (ICPSR 6141)	43
National corrections reporting program, 1991 (ICPSR 6272)	44
National corrections reporting program, 1992 (ICPSR 6400)	44
National crime surveys: Cities, 1972–1975 (ICPSR 7658)	262
National crime surveys: Cities attitude sub-sample, 1972–1975 (ICPSR 7663)	1
National crime surveys: Crime school supplement, 1989 (ICPSR 9394)	268
National crime surveys: Index of crime severity, 1977 (ICPSR 8295)	226
National crime surveys: National sample, 1973–1983 (ICPSR 7635)	263
National crime surveys: National sample, 1979–1987 [revised questionnaire] (ICPSR 8608)	264
National crime surveys: National sample, 1986–1992 [near-term data] (ICPSR 8864)	265
National crime surveys: National sample of rape victims, 1973–1982 (ICPSR 8625)	266
National crime surveys: Redesign data, 1975–1979 (ICPSR 8484)	267
National crime surveys: Reverse record check studies: Washington, DC, San Jose, and Baltimore, 1970–1971 (ICPSR 8693)	262
National crime surveys: Victim risk supplement, 1983 (ICPSR 8316)	267
National crime surveys extract: Personal crime longitudinal files, 1976–1982 (ICPSR 8315)	278
National crime surveys longitudinal file, 1988–1989: [selected variables] (ICPSR 6063)	279
National crime surveys redesign data: Peoria record check study (ICPSR 8669)	274
National evaluation of the community anti-crime program, 1979–1981 (ICPSR 8704)	27
National health interview survey, 1991: Drug and alcohol use supplement (ICPSR 6132)	306
National household survey on drug abuse, 1988 (ICPSR 9522)	318
National household survey on drug abuse, 1990 (ICPSR 9833)	308
National household survey on drug abuse, 1991 (ICPSR 6128)	308
National incidence studies of missing, abducted, runaway, and throwaway children (NISMART), 1988 (ICPSR 9682)	175
National indigent criminal defense survey, 1982: [United States] (ICPSR 8417)	120
National jail census, 1970 (ICPSR 7641)	45
National jail census, 1972 (ICPSR 7638)	45
National jail census, 1978 (ICPSR 7737)	45
National jail census, 1983 (ICPSR 8203)	45

National jail census, 1988 (ICPSR 9256)	45
National judicial reporting program, 1986: [United States] (ICPSR 9073)	115
National judicial reporting program, 1988: [United States] (ICPSR 9449)	116
National judicial reporting program, 1990: [United States] (ICPSR 6038)	116
National justice agency list, 1980 (ICPSR 7858)	149
National justice agency list, 1985 (ICPSR 8489)	150
National justice agency list, 1986 (ICPSR 8692)	150
National justice agency list, 1987 (ICPSR 9482)	150
National justice agency list, 1992 (ICPSR 6228)	150
National manpower survey, 1973–1976 (ICPSR 7675)	151
National maternal and infant health survey, 1988 (ICPSR 9730)	307
National pretrial reporting program, 1988–1989 (ICPSR 9508)	110
National pretrial reporting program, 1990–1991 (ICPSR 6136)	110
National pretrial reporting program, 1992–1993 (ICPSR 6489)	110
National prosecutors survey, 1990 (ICPSR 9579)	116
National prosecutors survey, 1992 (ICPSR 6273)	117
National supported work evaluation study, 1975–1979: Public use files (ICPSR 7865)	304
National survey of children: Wave I, 1976, Wave II, 1981, and Wave III, 1987 (ICPSR 8670)	194
National survey of court organization: Courts and court division, 1971–1972 (ICPSR 7640)	118
National survey of field training programs for police officers, 1985–1986 (ICPSR 9350)	244
National survey of jails: Jurisdiction-level and jail-level data, 1985 (ICPSR 8687)	46
National survey of jails: Jurisdiction-level and jail-level data, 1986 (ICPSR 8871)	46
National survey of jails: Jurisdiction-level and jail-level data, 1992 (ICPSR 6395)	47
National survey of jails: Jurisdiction-level data, 1987 (ICPSR 9074)	46
National survey of jails: Jurisdiction-level data, 1989 (ICPSR 9373)	47
National survey of jails: Jurisdiction-level data, 1990 (ICPSR 9569)	47
National survey of judges and court practitioners, 1991 (ICPSR 9837)	141
National survey of lawyers' career satisfaction, Wave I, 1984, and Wave II, 1990 (ICPSR 8975)	128
National survey of youth, 1967 (ICPSR 3509)	179
National survey of youth, 1972 (ICPSR 7593)	180
National youth gang intervention and suppression survey, 1980–1987 (ICPSR 9792)	188
National youth survey [United States]: Wave I, 1976 (ICPSR 8375)	171
National youth survey [United States]: Wave II, 1977 (ICPSR 8424)	171
National youth survey [United States]: Wave III, 1978 (ICPSR 8506)	171
National youth survey [United States]: Wave IV, 1979 (ICPSR 8917)	173
National youth survey [United States]: Wave V, 1980 (ICPSR 9112)	173
National youth survey [United States]: Wave VI, 1983 (ICPSR 9948)	173
Nature and patterns of homicide in eight American cities, 1978 (ICPSR 8936)	227
Nature and sanctioning of white collar crime, 1976–1978: Federal judicial districts (ICPSR 8989)	202
Nebraska juvenile court records, 1975–1987 (ICPSR 8915)	133
New Jersey statewide criminal justice guidelines evaluation, 1979 (ICPSR 7910)	113
New Jersey statewide criminal justice guidelines evaluation, 1980: Inmate survey data (ICPSR 7911)	113

New Orleans offender study, 1973–1986 (ICPSR 6005)	177
New York City and suburban poll, November 1991 (ICPSR 9861)	24
New York City court employment project evaluation study, 1976–1979 (ICPSR 7832)	143
New York drug law evaluation project, 1973 (ICPSR 7656)	287
<i>New York Times</i> race relations survey, March 1987: New York City (ICPSR 9214)	17
Offender based transaction statistics (OBTS), 1979: Hawaii (ICPSR 8042)	89
Offender based transaction statistics (OBTS), 1980: California, Ohio, New York, and Pennsylvania (ICPSR 8248)	89
Offender based transaction statistics (OBTS), 1981: California, Ohio, Pennsylvania, Utah, Minnesota, New York, and Virginia (ICPSR 8277)	89
Offender based transaction statistics (OBTS), 1982: California, Ohio, Pennsylvania, Utah, Minnesota, New York, Virginia, Virgin Islands (ICPSR 8408)	90
Offender based transaction statistics (OBTS), 1983: California, Minnesota, Nebraska, New York, Ohio, Pennsylvania, Utah, Virgin Islands, and Virginia (ICPSR 8449)	90
Offender based transaction statistics (OBTS), 1984: Alaska, California, Delaware, Georgia, Minnesota, Missouri, Nebraska, New York, Ohio, Pennsylvania, and Virginia (ICPSR 8675)	90
Offender based transaction statistics (OBTS), 1985: Alaska, California, Delaware, Georgia, Minnesota, Missouri, Nebraska, New York, Pennsylvania, and Virginia (ICPSR 8911)	90
Offender based transaction statistics (OBTS), 1986: Alabama, Alaska, California, Delaware, Georgia, Minnesota, Missouri, Nebraska, New York, Pennsylvania, and Virginia (ICPSR 9130)	90
Offender based transaction statistics (OBTS), 1987: Alabama, Alaska, California, Delaware, Georgia, Minnesota, Missouri, Nebraska, New Jersey, New York, Pennsylvania, Utah, Vermont, and Virginia (ICPSR 9287)	90
Offender based transaction statistics (OBTS), 1988: Alabama, Alaska, California, Delaware, Idaho, Kentucky, Minnesota, Missouri, Nebraska, New Jersey, New York, Oregon, Pennsylvania, Utah, Vermont, and Virginia (ICPSR 9523)	91
Offender based transaction statistics (OBTS), 1989: Alabama, Alaska, California, Idaho, Kentucky, Minnesota, Missouri, Nebraska, New Jersey, New York, Pennsylvania, Vermont, and Virginia (ICPSR 6190)	91
Offender based transaction statistics (OBTS), 1990: Alabama, Alaska, California, Idaho, Minnesota, Missouri, Nebraska, New Jersey, New York, Pennsylvania, Vermont, and Virginia (ICPSR 6191)	91
Operation hardcore [crime] evaluation: Los Angeles, 1976–1980 (ICPSR 9038)	155
Organizations convicted in federal criminal courts, 1988–1990: [United States] (ICPSR 9513)	142
Organized crime business activities and their implications for law enforcement, 1986–1987 (ICPSR 9476)	238
Participation in illegitimate activities: Ehrlich revisited, 1960 (ICPSR 8677)	226
Patterns of behavior in police and citizen transactions: Boston, Chicago, and Washington, DC, 1966 (ICPSR 9086)	251
Patterns of drug use and their relation to improving prediction of patterns of delinquency and crime in Racine, Wisconsin, 1961–1988 (ICPSR 9684)	314
Penal code citations: Sentencing in 18 American felony courts, 1983–1984 (ICPSR 8396)	99
Pennsylvania sentencing data, 1977, 1980, 1983 (ICPSR 8327)	136
Perceptual deterrence and desistance from crime: A study of repetitive serious property offenders in Tennessee, 1987–1988 (ICPSR 9971)	187
Physical violence in American families, 1976 (ICPSR 7733)	286
Physical violence in American families, 1985 (ICPSR 9211)	274

Plea bargaining in the United States, 1978 (ICPSR 7775)	108
Police departments, arrests and crime in the United States, 1860–1920 (ICPSR 7708)	244
Police documentation of drunk driving arrests, 1984–1987: Los Angeles, Denver, and Boston (ICPSR 9400)	316
Police performance and case attrition in Los Angeles County, 1980–1981 (ICPSR 9352)	249
Police referral practices and social service agency practices in three metropolitan areas, 1977 (ICPSR 7791)	246
Police response time analysis, 1975 (ICPSR 7760)	241
Police response to street gang violence in California: Improving the investigative process, 1985 (ICPSR 8934)	242
Police services study, Phase II, 1977: Rochester, St. Louis, and St. Petersburg (ICPSR 8605)	247
Police use of deadly force, 1970–1979 (ICPSR 9018)	244
Police use of force [United States]: Official reports, citizen complaints, and legal consequences, 1991–1992 (ICPSR 6274)	247
Port Authority cargo theft data of New Jersey and New York, 1978–1980 (ICPSR 8089)	178
Predicting recidivism in North Carolina, 1978 and 1980 (ICPSR 8987)	83
Predictive sentencing of 16–18 year old male habitual traffic offenders, 1969–1975: [Oklahoma] (ICPSR 8508)	144
Prejudice and violence in the American workplace, 1988–1991: Survey of an eastern corporation (ICPSR 6135)	273
Pretrial home detention with electronic monitoring: An evaluation in Marion County, Indiana, 1988–1989 (ICPSR 9734)	74
Pretrial release data, 1969 (ICPSR 7538)	109
Pretrial release practices in the United States, 1976–1978 (ICPSR 7972)	113
Prison crowding and forced releases in Illinois, 1979–1982 (ICPSR 8921)	54
Procedural reform of jury murder convictions in Georgia, 1970–1978 (ICPSR 9265)	94
Prosecution of felony arrests, 1982: Portland, Oregon and Washington, DC (ICPSR 8717)	92
Prosecution of felony arrests, 1982: St. Louis (ICPSR 8705)	93
Prosecution of felony arrests, 1986: Indianapolis, Los Angeles, New Orleans, Portland, St. Louis, and Washington, DC (ICPSR 9094)	95
Prosecutorial discretion and plea bargaining in federal criminal courts in the United States, 1983–1990 (ICPSR 9844)	142
Prosecutors management and information system (PROMIS) data, Washington, DC, 1974–1975 (ICPSR 7643)	103
Prosecutors management and information system (PROMIS), New Orleans, 1979 (ICPSR 8219)	103
Prosecutors management and information system (PROMIS), Rhode Island, 1979 (ICPSR 8288)	103
Prosecutors management and information system (PROMIS), St. Louis, 1979 (ICPSR 8225)	103
Providing help to victims: A study of psychological and material outcomes in New York City, 1984–1985 (ICPSR 9479)	271
Public and private resources in public safety [United States]: Metropolitan area panel data, 1977 and 1982 (ICPSR 8988)	159
Public attitudes toward deviant behavior, 1972: Iowa, New Jersey, and Oregon (ICPSR 8480)	21
Public attitudes toward lawyers and legal disputes, 1993: [United States] (ICPSR 6403)	14

Public attitudes toward the criminal justice system and criminal victimization in North Carolina, 1971 (ICPSR 7670)	19
Public image of courts, 1977: General public data (ICPSR 7703)	134
Public image of courts, 1977: Special publics data (ICPSR 7704)	134
Quality of life in the Detroit metropolitan area, 1975 (ICPSR 7986)	33
Race of prisoners admitted to state and federal institutions in the United States, 1926–1986 (ICPSR 9165)	53
Reactions to crime in Atlanta and Chicago, 1979–1980 (ICPSR 8215)	34
Reactions to crime project, 1977 [Chicago, Philadelphia, San Francisco]: Survey on fear of crime and citizen behavior (ICPSR 8162)	11
Recidivism among convicted drunk drivers: Minnesota, 1982 (ICPSR 8601)	306
Recidivism among released prisoners, 1983: [United States] (ICPSR 8875)	47
Recidivism among young parolees: A study of inmates released from prison in 22 states, 1978 (ICPSR 8673)	48
Recidivism of felons on probation, 1986–1989: [United States] (ICPSR 9574)	49
Reducing fear of crime: Program evaluation surveys in Newark and Houston, 1983–1984 (ICPSR 8496)	280
Reducing prison violence by more effective inmate management: An experiment field test of the prisoner management classification (PMC) system in Washington State, 1987–1988 (ICPSR 9665)	55
Reexamining the Minneapolis repeat complaint address policing (RECAP) experiment, 1986–1987 (ICPSR 6172)	234
Registry of randomized criminal justice experiments in sanctions, 1951–1983 (ICPSR 9668)	200
Relationship of mental disorder to violent behavior in the United States, 1983–1984 (ICPSR 9973)	168
Relationships between employment and crime: A survey of Brooklyn residents, 1979–1980 (ICPSR 8649)	35
Repeat complaint address policing: Two field experiments in Minneapolis, 1985–1987 (ICPSR 9788)	254
Repeat offender laws in the United States: Forms, uses, and perceived value, 1983 (ICPSR 9328)	156
Reporting of drug-related crimes: Resident and police perspectives in the United States, 1988–1990 (ICPSR 9925)	295
Research on minorities, [1981]: Race and crime in Atlanta and Washington, DC (ICPSR 8459)	169
Residential neighborhood crime control project: Hartford, Connecticut, 1973, 1975–1977, 1979 (ICPSR 7682)	27
Retail-level heroin enforcement and property crime in 30 cities in Massachusetts, 1980–1986 (ICPSR 9667)	302
Robberies in Chicago, 1982–1983 (ICPSR 8951)	228
Robbery of financial institutions in Indiana, 1982–1984 (ICPSR 9310)	206
Sanctions in the justice system, 1942–1977: The effects on offenders in Racine, Wisconsin (ICPSR 8530)	254
Sandhills [North Carolina] vocational delivery system evaluation project, 1983–1987 (ICPSR 9224)	68
Screening of youth at risk for delinquency in Oregon, 1980–1985 (ICPSR 9312)	183
Search and seizure data, 1963 (ICPSR 7539)	108
Search warrant procedures in seven cities, 1984: [United States] (ICPSR 8254)	261
Selecting career criminals for priority prosecution, 1984–1986: Los Angeles County, California and Middlesex County, Massachusetts (ICPSR 8980)	96

Sentencing in eight United States district courts, 1973–1978 (ICPSR 8622)	101
Sentencing outcomes in 28 felony courts, 1985 [United States] (ICPSR 8708)	100
SETUPS: American politics: Fear of crime (ICPSR 7368)	7
Sex discrimination as perceived by adult males and females, 1985: [New Jersey] (ICPSR 9250)	19
Shock incarceration in Louisiana, 1987–1989 (ICPSR 9926)	71
Six-year follow-up study on career criminals, 1970–1976: [United States] (ICPSR 8648)	176
SLATS truck theft data of New York City, 1976–1980 (ICPSR 8090)	179
Slave trials in Anderson and Spartanburg counties, South Carolina, 1818–1861 (ICPSR 8674)	102
Social order in Middletown, 1932–1975 (ICPSR 9058)	181
Socioeconomic and demographic characteristics of synthetic drug users in San Diego and Washington, DC, 1990 (ICPSR 9737)	297
Specific deterrent effects of arrest for domestic assault: Minneapolis, 1981–1982 (ICPSR 8250)	231
Spouse abuse replication project in Metro-Dade County, Florida, 1987–1989 (ICPSR 6008)	281
State and local probation and parole systems, 1976 (ICPSR 7673)	151
State and local prosecution and civil attorney systems, 1976 (ICPSR 7674)	151
State appellate court adaptation to caseload increase, 1968–1984: [United States] (ICPSR 8262)	129
State court statistics, 1978–1980 (ICPSR 8280)	124
State court statistics, 1987: [United States] (ICPSR 9266)	134
State strategic planning under the drug control and system improvement formula grant program in the United States, 1990 (ICPSR 9748)	153
Strategic lawsuits against public participation (SLAPPs), 1987–1990: [United States] (ICPSR 9485)	122
Street gangs and drug sales in Pasadena and Pomona, California, 1989–1991 (ICPSR 6255)	305
Study of tribal and Alaska Native juvenile justice systems in the United States, 1990 (ICPSR 9772)	135
Supervised pretrial release programs, 1979–1982: Miami, Milwaukee, and Portland (ICPSR 8919)	57
Survey of American prisons and jails, 1979 (ICPSR 7899)	53
Survey of California prison inmates, 1976 (ICPSR 7797)	78
Survey of facilities for runaway and homeless youth, 1983–1988 (ICPSR 9129)	190
Survey of households in five judicial districts of the United States: A civil litigation project, 1977–1979 (ICPSR 9743)	138
Survey of inmates of federal correctional facilities, 1991 (ICPSR 6037)	61
Survey of inmates of local jails, 1983: [United States] (ICPSR 8274)	49
Survey of inmates of local jails, 1989: [United States] (ICPSR 9419)	49
Survey of inmates of state correctional facilities and census of state adult correctional facilities, 1974 (ICPSR 7811)	50
Survey of inmates of state correctional facilities, 1979 (ICPSR 7856)	50
Survey of inmates of state correctional facilities, 1986: [United States] (ICPSR 8711)	51
Survey of inmates of state correctional facilities, 1991: [United States] (ICPSR 6068)	51
Survey of jail and prison inmates, 1978 (ICPSR 8169)	81
Survey of jail inmates, 1972 (ICPSR 7668)	52
Survey of jail inmates, 1978 (ICPSR 7751)	52

Survey of judges on the role of courts in American society, 1979 (ICPSR 7824)	145
Survey of lawyers in the metropolitan New York media market, 1989 (ICPSR 9823) . . .	136
Survey of parents and children, 1990: [United States] (ICPSR 9595)	17
Survey of tort litigants in three state courts, 1989–1990: [United States] (ICPSR 9699) .	105
Survey of victimization and attitudes towards crime and law enforcement in Boston and Chicago, 1966 (ICPSR 9085)	253
Survey of youths in custody, 1987: [United States] (ICPSR 8992)	88
Systems and training requirements for criminal justice participants (Project STAR), 1971–1974: California, Michigan, New Jersey, Texas (ICPSR 8392)	151
Techniques for assessing the accuracy of recidivism prediction scales, 1960–1980: [Miami, Albuquerque, New York City, Alameda and Los Angeles counties, and the state of California] (ICPSR 9988)	167
Teenage attitudes and practices survey, 1989: [United States] (ICPSR 9786)	15
Teenage attitudes and practices survey II, 1993: [United States] (ICPSR 6375)	16
Termination of criminal careers: Measurement of rates and their determinants in Detroit SMSA, 1974–1977 (ICPSR 9666)	166
Testing theories of criminality and victimization in Seattle, 1960–1990 (ICPSR 9741) . .	280
Transitional aid research project (TARP), 1976–1977 (ICPSR 7874)	83
Trends in American homicide, 1968–1978: Victim-level supplementary homicide reports (ICPSR 8676)	225
Uniform crime reporting program data: [United States] (ICPSR 9028)	210
Uniform crime reporting program data [United States], 1966–1976 (ICPSR 7676) . . .	211
Uniform crime reporting program data [United States]: County level arrest and offenses data, 1977–1983 (ICPSR 8703)	212
Uniform crime reporting program data [United States]: County level arrest and offenses data, 1984 (ICPSR 8714)	212
Uniform crime reporting program data [United States]: County-level detailed arrest and offense data, 1989 (ICPSR 9573)	214
Uniform crime reporting program data [United States]: County-level detailed arrest and offense data, 1990 (ICPSR 9785)	215
Uniform crime reporting program data [United States]: County-level detailed arrest and offense data, 1991 (ICPSR 6036)	215
Uniform crime reporting program data [United States]: County-level detailed arrest and offense data, 1992 (ICPSR 6316)	216
Uniform crime reporting program data [United States]: Detailed arrest and offense data for 321 counties, 1988 (ICPSR 9470)	214
Uniform crime reporting program data [United States]: Offenses known and clearances by arrest in all cities with populations over 250,000, 1987–1988 (ICPSR 9336) . . .	217
Uniform crime reporting program data [United States]: Offenses known and clearances by arrest in all cities with populations over 250,000, 1989 (ICPSR 9572)	217
Uniform crime reports [United States]: Supplementary homicide reports, 1976–1983 (ICPSR 8657)	217
Uniform crime reports [United States]: Supplementary homicide reports, 1976–1992 (ICPSR 6387)	218
Uniform crime reports, 1958–1969, and county and city data books, 1962, 1967, 1972: Merged data (ICPSR 7715)	212
Uniform crime reports, 1966–1976: Data aggregated by standard metropolitan statistical areas (ICPSR 7743)	211
Uniform crime reports: Arrest data for 121 counties in the United States, 1986 (ICPSR 9226)	216

Uniform crime reports: Arrest data for the 75 most populous counties in the United States, 1986 (ICPSR 9163)	216
Uniform crime reports: County level arrest and offense data, 1986 (ICPSR 9119)	213
Uniform crime reports: County level detailed arrest and offense data, 1985 and 1987 (ICPSR 9252)	212
Uniform crime reports: County level detailed arrest and offense data, 1988 (ICPSR 9335)	213
Uniform crime reports: National time series community-level database, 1967–1980 (ICPSR 8214)	224
Uniform crime reports: Offenses known and clearances by arrest time series data, 1965–1983 (ICPSR 8631)	224
United Nations world crime surveys: First survey, 1970–1975, and second survey, 1975–1980 (ICPSR 9571)	223
United States federal mandatory minimum statutes study, 1989–1990 (ICPSR 6009)	143
United States Supreme Court judicial database, 1953–1993 terms (ICPSR 9422)	137
Use and effectiveness of fines, jail, and probation in municipal courts in Los Angeles County, 1981–1984 (ICPSR 9742)	64
Use and effectiveness of hypnosis and the cognitive interview for enhancing eyewitness recall: Philadelphia, 1988–1989 (ICPSR 9478)	245
Use of adjuncts to supplement judicial resources in six jurisdictions, 1983–1986: [United States] (ICPSR 8979)	121
Validating prison security classification instruments in Hawaii, 1984–1985 (ICPSR 9921)	63
Validation of the RAND selective incapacitation survey and the low risk assessment scale in Colorado, 1982 and 1986 (ICPSR 9292)	72
Variations in criminal patterns among narcotic addicts in Baltimore and New York City, 1983–1984 (ICPSR 9586)	311
Victim impact statements: Their effect on court outcomes and victim satisfaction in New York, 1988–1990 (ICPSR 9588)	271
Victims' needs and victim services, 1988–1989: Evanston, Rochester, Pima County, and Fayette County (ICPSR 9399)	285
Violence against police: Baltimore County, Maryland, 1984–1986 (ICPSR 9347)	258
Violence and crime in cross-national perspective, 1900–1972 (ICPSR 8612)	206
WABC-TV/ <i>New York Daily News</i> race relations poll, January 1988 (ICPSR 9187)	22
WABC-TV/ <i>New York Daily News</i> subway shooting-vigilante poll, January 1985 (ICPSR 8555)	22
WABC-TV/ <i>New York Daily News</i> subway shooting follow-up poll, March 1985 (ICPSR 8562)	23
<i>Washington Post</i> Mayor Barry poll, January 1990 (ICPSR 9437)	25
<i>Washington Post</i> Mayor Barry verdict poll, August 1990 (ICPSR 9555)	25
WCBS-TV News/ <i>New York Times</i> race relations poll, June 1988 (ICPSR 9106)	23
WCBS-TV News/ <i>New York Times</i> race relations poll, June 1990 (ICPSR 9502)	24
Women correctional officers in California, 1979 (ICPSR 8684)	67
Women in prison, 1800–1935: Tennessee, New York, and Ohio (ICPSR 8481)	80
Xenon (New Jersey) commercial burglary data, 1979–1981 (ICPSR 8088)	179
Youths and deterrence: Columbia, South Carolina, 1979–1981 (ICPSR 8255)	184

