

Key Findings from the 2024 NCVS: Property Crime

There were:

13,069,560 property
victimizations



Property victimization rates varied by household location

97.6

Total

181.6

Urban

96.1


Suburban

48.3

Rural


Rates per 1,000 U.S. households

About **3 in 10** property crime victimizations were reported to police



30%

Total




41%

Burglary/
trespassing



75%

Motor vehicle
theft



25%

Other
theft

Source: Bureau of Justice Statistics, *Criminal Victimization, 2024* (NCJ 310547, BJS, September 2025).

