

Key Findings from the 2023 NCVS: Property Crime

There were:

13,637,450 property
victimizations



Property victimization rates varied by household location

102.2

Total

192.3

Urban

98.1


Suburban

56.5

Rural


Rates per 1,000 U.S. households

About **3 in 10** property crime victimizations were reported to police




30%

Total



43%

Burglary/
trespassing



72%

Motor vehicle
theft



25%

Other
theft

Source: Bureau of Justice Statistics, *Criminal Victimization, 2023* (NCJ 309335, BJS, September 2024).

