


National Criminal Justice Reference Service

ncjrs

This microfiche was produced from documents received for inclusion in the NCJRS data base. Since NCJRS cannot exercise control over the physical condition of the documents submitted, the individual frame quality will vary. The resolution chart on this frame may be used to evaluate the document quality.



MICROCOPY RESOLUTION TEST CHART
NATIONAL BUREAU OF STANDARDS-1963-A

Microfilming procedures used to create this fiche comply with the standards set forth in 41CFR 101-11.504.

Points of view or opinions stated in this document are those of the author(s) and do not represent the official position or policies of the U. S. Department of Justice.

National Institute of Justice
United States Department of Justice
Washington, D. C. 20531

1/27/84


CR-Sept
11-9-83

NATIONAL CENTER
FOR STATE COURTS



State court caseload statistics:

Annual Report 1978




CONFERENCE OF STATE COURT ADMINISTRATORS • ALABAMA • ALASKA • ARIZONA • AR
CALIFORNIA • COLORADO • CONNECTICUT • DELAWARE • DISTRICT OF COLUMBIA •
GEORGIA • HAWAII • IDAHO • ILLINOIS • INDIANA • IOWA • KANSAS • KENTUCKY • LO
MAINE • MARYLAND • MASSACHUSETTS • MICHIGAN • MINNESOTA • MISSISSIPPI • M
MONTANA • NEBRASKA • NEVADA • NEW HAMPSHIRE • NEW JERSEY • NEW MEXICO • NE
_INA • NORTH DAKOTA • OHIO • OKLAHOMA • OREGON • PENNSYLVANIA •
OUTH CAROLINA • SOUTH DAKOTA • TENNESSEE • TEXAS • UTAH • V
ASHINGTON • WEST VIRGINIA • WISCONSIN • WYOMING • ALABAMA • ALA
CALIFORNIA • COLORADO • CONNECTICUT • DELAWARE • DISTRICT OF C
EORGIA • HAWAII • IDAHO • ILLINOIS • INDIANA • IOWA • KANSAS • KEN
MAINE • MARYLAND • MASSACHUSETTS • MICHIGAN • MINNESOTA • MIS
MONTANA • NEBRASKA • NEVADA • NEW HAMPSHIRE • NEW JERSEY • NEW
NORTH CAROLINA • NORTH DAKOTA • OHIO • OKLAHOMA • OREGON • PE
• RHODE ISLAND • SOUTH CAROLINA • SOUTH DAKOTA • TENNESSEE • TEXAS
NIA • WASHINGTON • WEST VIRGINIA • WISCONSIN • WYOMING • ALABAMA

90675

State court caseload statistics:

Annual Report 1978



CONFERENCE OF STATE COURT ADMINISTRATORS • ALABAMA • ALASKA • ARIZONA • AR
CALIFORNIA • COLORADO • CONNECTICUT • DELAWARE • DISTRICT OF COLUMBIA •
GEORGIA • HAWAII • IDAHO • ILLINOIS • INDIANA • IOWA • KANSAS • KENTUCKY • LO
MAINE • MARYLAND • MASSACHUSETTS • MICHIGAN • MINNESOTA • MISSISSIPPI • M
MONTANA • NEBRASKA • NEVADA • NEW HAMPSHIRE • NEW JERSEY • NEW MEXICO • NE
NORTH CAROLINA • NORTH DAKOTA • OHIO • OKLAHOMA • OREGON • PENNSYLVANIA •
ISLAND • SOUTH CAROLINA • SOUTH DAKOTA • TENNESSEE • TEXAS • UTAH • V
VIRGINIA • WASHINGTON • WEST VIRGINIA • WISCONSIN • WYOMING • ALABAMA • ALA
ARKANSAS • CALIFORNIA • COLORADO • CONNECTICUT • DELAWARE • DISTRICT OF C
FLORIDA • GEORGIA • HAWAII • IDAHO • ILLINOIS • INDIANA • IOWA • KANSAS • KEN
LOUISIANA • MAINE • MARYLAND • MASSACHUSETTS • MICHIGAN • MINNESOTA • MIS
MISSOURI • MONTANA • NEBRASKA • NEVADA • NEW HAMPSHIRE • NEW JERSEY • NEW
NEW YORK • NORTH CAROLINA • NORTH DAKOTA • OHIO • OKLAHOMA • OREGON • PE
PUERTORICO • RHODE ISLAND • SOUTH CAROLINA • SOUTH DAKOTA • TENNESSEE • TEXAS
UTAH • VIRGINIA • WASHINGTON • WEST VIRGINIA • WISCONSIN • WYOMING • ALABAMA

90675

U.S. Department of Justice
National Institute of Justice

This document has been reproduced exactly as received from the person or organization originating it. Points of view or opinions stated in this document are those of the authors and do not necessarily represent the official position or policies of the National Institute of Justice.

Permission to reproduce this copyrighted material in microfilm only has been granted by
Nancy Rodrigues
National Center for State Courts
to the National Criminal Justice Reference Service (NCJRS).

Further reproduction outside of the NCJRS system requires permission of the copyright owner.

NATIONAL CENTER
FOR STATE COURTS

National Courts Statistics project
July, 1983

I M P O R T A N T

We have provided an evaluation sheet at the end of this publication. It will assist us in improving future reports if you complete and return it at your convenience.

This project was supported by Federal Grant No. 82BJ-CX-K014 awarded to the National Center for State Courts, Williamsburg, Virginia, by the Bureau of Justice Statistics (BJS), U.S. Department of Justice, under the Omnibus Crime Control and Safe Streets Act of 1968, as amended. The National Court Statistics Project is directed by Victor E. Flango for the National Center for State Courts and monitored by Carla K. Gaskins for BJS. Points of view or opinions stated in this document are those of the author and do not necessarily represent the official position or policies of the U.S. Department of Justice.

Copyright © 1983 by National Center for State Courts
Printed in United States of America

National Center Publication No. R-0080

This State Court Caseload Statistics Annual Report, 1978 is the fourth in a series of documents containing statistical caseload data compiled from the annual reports of each state court system and from other available data. It is the result of the cooperative effort of the National Center for State Courts and the Conference of State Court Administrators (COSCA) to develop within the National Center a national database of state court caseload statistics.

The National Court Statistics Project (NCSP) continues to expand the scope of its activities and capabilities, shifting its focus from data collection and publication to the analysis of these data for the benefit of the courts community. This yearly Annual Report, however, will continue to be the principal project publication. From year to year the data contained in it demonstrate the gradual improvement and increasing quality of court data.

The Conference of State Court Administrators (COSCA) continues to give its support to the National Court Statistics Project in its efforts to establish within the National Center for State Courts (NCSC) the capability of gathering, analyzing, and disseminating statistical information on each state court system in the nation. The project has been made a cooperative effort between COSCA and the NCSC by giving policy control and direction over the project to a committee of state court administrators selected from COSCA.

This fourth edition of the Annual Report includes some improvements and additions over data and tables contained in the previous editions of the report. In making these improvements, we continue to be guided by the users of this information. Many questions have been asked of staff concerning the production of opinions in appellate courts. In response to these inquiries, a table outlining the number of opinions written in appellate courts, identified by case type, is included with the other appellate court summary tables in Part I. Modifications have also been made to the way in which the trial data from general and limited jurisdiction courts are presented. It is our belief that these additions and modifications will

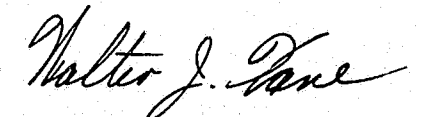
The National Center has been assisted in the production of the Annual Report by state and local-level court personnel from across the country who provide the raw data for it. The leadership of COSCA and especially the COSCA-CSIS Committee, chaired successively by Bert Montague, Larry Polansky, and now by Walter Kane, have been responsible for providing guidance to project staff, helping to find ways to present these data in a way that is both comprehensive and comprehensible.



Edward B. McConnell
Executive Director
National Center for State Courts

help the users of this report to find the information they need in a form that is useful to them.

As always, we must caution the reader of this report to pay close attention to all the indications of the completeness and comparability of data, and to read the introduction to the report where the methodology used to construct the report and the limitations on its use are set out. An inspection of the three currently available editions of the report should demonstrate to the reader that the quality and quantity of court-related data continue to improve.



Walter J. Kane, Chairman
COSCA-NCSP Committee
Conference of State Court
Administrators

Conference of State Court Administrators National Court Statistics Project Committee

Walter J. Kane, Chairman (1982 to present)
State Court Administrator, Rhode Island

Larry P. Polansky, Chairman (1981 to 1982)
Executive Officer of the District
of Columbia Courts

Alexander F. Barbieri (1977 to 1982)
State Court Administrator, Pennsylvania

Elizabeth D. Belshaw (1977 to 1979 and
1981 to present)
State Court Administrator, Oregon

William G. Bohn (1982 to present)
State Court Administrator, North Dakota

Hugh M. Collins (1982 to present)
Deputy Judicial Administrator, Louisiana

Sue K. Dosal (1982 to present)
State Court Administrator, Minnesota

National Center for State Courts Board of Directors

Chief Judge Lawrence H. Cook, President
Court of Appeals of New York

Chief Justice Ralph J. Erickstad, President-elect
Supreme Court of North Dakota

Lester Earl Cingcade, Vice-President
Administrative Director of the Courts, Hawaii

Chief Justice B. Don Barnes
Supreme Court of Oklahoma

Judge Dorothy T. Beasley
State Court of Fulton County, Georgia

Judge George C. Berry
Probate Court, Missouri

Presiding Judge Robert C. Broomfield
Superior Court of Maricopa County, Arizona

Judge Mercedes F. Deiz
Circuit Court of Oregon

Haliburton Fales, 2d
White and Case, New York

Chief Justice William H. D. Fones
Supreme Court of Tennessee

National Courts Statistics Project Staff

Victor E. Flango, Project Director
Mary Louise Clifford, Staff Associate
Mary E. Elsner, Staff Associate
Robert T. Roper, Staff Associate
J. Michael Gray, Legal Research Assistant
Terry N. Grimes, Legal Research Assistant
James C. Holahan, Legal Research Assistant
Brenda W. Jones, Project Secretary

Roy O. Gulley (1978 to present)
Director, Administrative Office of the Courts,
Illinois

L. M. Jacobs IV (1982 to present)
Executive Court Administrator, Detroit, Michigan

J. Denis Moran (1983)
Director of State Courts, Wisconsin

Richard J. Richardson (1982 to present)
University of North Carolina

Jan H. Schultz (1982)
Manager of Agency Information Systems, Alabama

Francis J. Taillefer (1982 to present)
Director of Information Services, North Carolina

James D. Thomas (1979 to 1982)
State Court Administrator, Colorado

Linwood Holton
Vice-President and General Counsel
American Council of Life Insurance, D.C.

Judge Wilfred W. Nuernberger
Separate Juvenile Court of Lancaster County,
Nebraska

Presiding Justice John T. Racanelli
Court of Appeal, California

Chief Justice Howard C. Ryan
Supreme Court of Illinois

Judge Kaliste J. Saloom, Jr.
City Court of Lafayette, Louisiana

Presiding Judge Leo M. Spellacy
Court of Common Pleas of Cuyahoga County,
Ohio

Charles H. Starrett, Jr.
Court Administrator, Court of Common
Pleas of Allegheny County, Pennsylvania

James D. Thomas
State Court Administrator, Colorado

Executive Director: Edward B. McConnell

Brenda N. Snyder, Word Processing Supervisor
Patricia H. Maddox, Word Processing Secretary
Lynn C. Adams, Word Processing Secretary
Judith A. Brown, Word Processing Secretary

Acknowledgments

The preparation of State Court Caseload Statistics: Annual Report, 1978 has been supervised and greatly assisted by the Court Statistics and Information Systems (CSIS) Committee appointed from the membership of the Conference of State Court Administrators (COSCA). The CSIS Committee members have given generously of their time, talent, and experience, and their participation has been invaluable to the project staff. The positive control exerted by COSCA through this committee, using a review and approval process, has greatly enhanced the quality of this report.

The COSCA CSIS Committee members, however, are not the only COSCA members whose assistance has been vital to the production of this document. The administrators and their staff in all the 50 states, the District of Columbia, Guam, and Puerto Rico have provided the National Court Statistics Project with whatever research materials they had available, both published and unpublished, and they have been consistently patient and helpful in an-

swering written and telephoned inquiries for more data or for explanations of the data provided. Their continuing support of the development of a national data base of state court statistics within the National Center for State Courts is the crucial element in determining the quality of the statistics that are being gathered.

The members of the National Conference of Appellate Court Clerks are another indispensable source of much-needed data. The clerks volunteered to provide and verify appellate court data that in many states are unavailable from any other source. Their assistance has been invaluable in increasing both the quantity and the quality of appellate court data available to the project.

The National Court Statistics Project staff would like to recognize and thank all these many individuals who have contributed to this fourth in the series of annual reports on state court caseload statistics.

Highlights

Production of the Annual Report series is an evolutionary process with the long-term goal of improvement of the statistical series being foremost for the National Court Statistics Project.

Data availability has improved greatly from the first half of this century, when the first national compilation of caseload data was attempted.

Substantial effort by the National Court Statistics Project (NCSP) staff and the Conference of State Court Administrators NCSP Committee was required to develop a methodology for displaying nationwide state court caseload for the first annual report, published in 1979 to cover the 1975 court year.

For the reader of this document, cautionary notes necessarily abound. Because of many state-to-state variations in the kinds of data reported, the summary tables in this annual report do not permit extensive, valid, direct comparisons of caseload among states without careful examination of all the factors involved in assuring that the data are comparable.

Comparisons among the 1978 data contained in this report and the 1975, 1976, and 1977 data contained in the first three reports in this series should be made only after careful examination of the factors mentioned above to ascertain that these factors have not changed for the courts of interest.

The report is divided into two parts, each with its own purpose. The summary statistical tables in Part I were constructed from the individual

court profiles for all the states found in Part II. Depending on the interest of the user, he can proceed from the general to the specific or vice versa. Users of the report may locate a summary table of interest in Part I, for example, one containing caseload inventory data for domestic relations cases.

This two-part structure for the document required its preparation to proceed in stages. First an overview court organization chart and an individual statistical profile was prepared for each state's appellate and trial courts.

Several general observations can be made about the 1978 state court caseload data. First, in addition to the increase in data available, the number of cases filed in the courts has also increased from 1977 to 1978. The caseload estimates indicate that the number of cases filed per judge has increased. Most trial courts also reported increases in the number of filings from 1977 to 1978.

The composition of the caseload of the courts is also of interest. In the appellate courts, the data available indicate that approximately 55 percent of the appeals filed in 1978 were civil appeals. For the trial courts in 1978 the caseload estimates indicate that of the 85.7 million cases filed, approximately 13 million were civil cases, 13.7 million were criminal cases, 57.5 million were traffic cases, and 1.5 million were juvenile cases.

The court organization charts and statistical profiles in Part II are helpful references because they indicate not only the organization and subject matter jurisdiction of the courts in each state, but also the differences in reporting periods, units of count, and variations in case categories and classifications. They show at a glance how much data were available for comparison purposes.

Contents

Foreword iii
Acknowledgments v
Highlights vi
List of figures vii
List of tables vii
List of state court statistical profiles x

Part I: 1978 State court caseload summary statistics
Introduction 13
Measures of analysis used on summary tables 13
Disposed as a percent of filed 13
End pending as a percent of filed 13
Number change in pending caseload 13
Percent change in pending caseload 13
Filed per unit of population 13
Disposed and end pending per unit of population 13
Filed and disposed per judge 13
Appellate court summary statistics 14
Trial court summary statistics 37

NCJRS

AUG 8 1983

ACQUISITIONS

Introduction
National Court Statistics Project 3
Methodology employed 3
Data sources 3
Scope of the report 3
Case Category classifications 3
Format used 4
Profiles 4
Summary tables 4
Footnotes 4
Verification of data 4
Limitations on use of data displayed 4
Variations in court organization 5
Variations in subject matter jurisdiction 5
Variations in definitions 6
Variations in completeness and accuracy of data 6
Variations in reporting periods 8
Limitations on analysis 8
Continuing development of the series 9
Dynamic of improvement 10

Part II: State court statistical profiles
Explanation of contents of each profile 124
Prototype of state court system chart 125
Prototype of court of last resort or intermediate appellate court chart 126
Prototype of court of general jurisdiction or court of limited jurisdiction chart 128
State court profiles: Alabama through Wyoming 132

Appendices
Appendix A: Technical discussion of estimation procedure 447
Appendix B: Sources of 1978 state court caseload statistics 452

List of figures

Figure A: Civil case definition, for state courts not using the filing of a petition or complaint 6
Figure B: Criminal case unit of count, used by trial courts, by state 7
Figure C: Reporting periods for state courts, not using the calendar year, 1978 9

List of tables

Table 1: Reported and estimated national caseload for courts of last resort, intermediate appellate all courts, and appellate courts, 1978. Estimated cases per judge and per 100,000 population 16
Table 2: Reported appellate court caseload for courts of last resort, intermediate appellate courts, and all appellate courts, 1978. Number and percent change in pending. Number of courts of last resort and intermediate appellate courts. Number of judges in each appellate court. State population. Reported national totals with number of states reporting and percent of population represented. 18
Table 3: Detailed category caseload for courts of last resort, 1978. Appeals, original proceedings, requests to appeal, sentence review only, and total cases. Reported national totals with number of states reporting and percent of population represented 20

	Page
Table 4: Detailed category caseload for intermediate appellate courts, 1978. Appeals, original proceedings, requests to appeal, and total cases. Reported national totals with number of states reporting and percent of population represented.	22
Table 5: Caseload for courts of last resort in states with intermediate appellate courts, 1978. State population. Disposed and end pending as a percent of filed. Number and percent change in pending. Filed and disposed per judge. Filed, disposed, and end pending per 100,000 population	23
Table 6: Caseload for courts of last resort in states without intermediate appellate courts, 1978. State population. Disposed and end pending as a percent of filed. Number and percent change in pending. Filed and disposed per judge. Filed, disposed, and end pending per 100,000 population	24
Table 7: Caseload for intermediate appellate courts, 1978. State population. Disposed and end pending as a percent of filed. Number and percent change in pending. Filed and disposed per judge. Filed, disposed, and end pending per 100,000 population	25
Table 8: Caseload for appeals and requests to appeal (civil and criminal) and total cases for courts of last resort, 1978	26
Table 9: Caseload for appeals and requests to appeal (civil and criminal) and total cases for intermediate appellate courts, 1978	28
Table 10: Opinions reported by appellate courts, 1978. Courts reporting dispositions by opinion. Number and percent of cases disposed by opinion, by case type. Total cases disposed by opinion, total cases disposed, and number of justices/judges	30
Table 11: Time interval (days) data for courts of last resort and intermediate appellate courts, 1978. Courts grouped by beginning event point. Beginning event to briefs filed, to argument or submission, and to decision announced. Argument or submission to decision announced. Type of cases included and statistic type (mean or median)	34
Table 12: Filed cases for appellate courts, 1969-1978. Appellate courts reporting five or more years of cases filed data.	35
Table 13: Number and percent change in filed cases year to year and for 10-year period for appellate courts, 1969-1978. Appellate courts reporting five or more years of cases filed data.	36
Table 14: Reported national caseload (civil, criminal, traffic, juvenile, and total) in general jurisdiction, limited jurisdiction, and all trial courts, 1978. Estimated civil, criminal, juvenile, traffic, and total cases filed and disposed in all trial courts	38
Table 15: Reported general jurisdiction caseload, 1978. Civil, criminal, traffic, juvenile, and total cases, with state population and number of judges	40
Table 16: Reported limited jurisdiction caseload, 1978. Civil, criminal, traffic, juvenile, and total cases, with state population and number of judges	44
Table 17: Total caseload for general jurisdiction, limited jurisdiction, and all trial courts, 1978. State population. Disposed and end pending as a percent of filed. Number and percent change in pending	52
Table 18: Civil caseload for general jurisdiction, limited jurisdiction, and all trial courts, 1978. State population. Disposed and end pending as a percent of filed. Number and percent change in pending	56
Table 19: Composition of civil case filings in general jurisdiction courts, 1978. State and court. Civil case categories	60
Table 20: Composition of civil case dispositions in general jurisdiction courts, 1978. State and court. Civil case categories	62
Table 21: Tort caseload for trial courts, 1978. State population. Courts reporting tort (auto tort, professional tort, product liability tort, and other tort) caseload. Disposed and end pending as a percent of filed. Number and percent change in pending. Filed per 100,000 population	64
Table 22: Contract caseload for trial courts, 1978. State population. Courts reporting contract caseload. Disposed and end pending as a percent of filed. Number and percent change in pending. Filed per 100,000 population	65
Table 23: Small claims caseload for trial courts, 1978. State population. Courts reporting small claims caseload. Disposed and end pending as a percent of filed. Number and percent change in pending. Filed per 100,000 population	66

	Page
Table 24: Real property rights caseload for trial courts, 1978. State population. Courts reporting real property rights caseload. Disposed and end pending as a percent of filed. Number and percent change in pending. Filed per 100,000 population	67
Table 25: Domestic relations caseload for trial courts, 1978. State population. Courts reporting domestic relations caseload. Disposed and end pending as a percent of filed. Number and percent change in pending. Filed per 100,000 population	68
Table 26: Estate caseload for trial courts, 1978. State population. Courts reporting estate caseload. Disposed and end pending as a percent of filed. Number and percent change in pending. Filed per 100,000 population	70
Table 27: Mental health caseload for trial courts, 1978. State population. Courts reporting mental health caseload. Disposed and end pending as a percent of filed. Number and percent change in pending. Filed per 100,000 population	71
Table 28: Civil appeals caseload for trial courts, 1978. State population. Courts reporting civil appeals caseload. Disposed and end pending as a percent of filed. Number and percent change in pending. Filed per 100,000 population	72
Table 29: Civil jury and non-jury trial dispositions by case type, 1978. State and court. Civil case types. Jury trial definition. Dispositions per case type, number of trials, trials as a percent of dispositions, number of jury trials, jury trials as a percent of dispositions and of trials	73
Table 30: Criminal caseload in general jurisdiction, limited jurisdiction, and all trial courts, 1978. State adult population within unit of count groupings. Disposed and end pending as a percent of filed. Number and percent change in pending	78
Table 31: Composition of criminal case filings in general jurisdiction courts, 1978. State and court. Criminal case categories	81
Table 32: Composition of criminal case dispositions in general jurisdiction courts, 1978. State and court. Criminal case categories	83
Table 33: Felony caseload for general jurisdiction courts, 1978. State adult population within unit of count groupings. Courts reporting felony caseload. Disposed and end pending as a percent of filed. Number and percent change in pending. Filed per 100,000 adult population	85
Table 34: Misdemeanor caseload for trial courts, 1978. State adult population within unit of count groupings. Courts reporting misdemeanor caseload. Disposed and end pending as a percent of filed. Number and percent change in pending. Filed per 100,000 adult population	86
Table 35: Combined felony and misdemeanor caseload, 1978. State adult population within unit of count groupings. Courts reporting felony, misdemeanor, or felony/misdemeanor caseload. Disposed and end pending as a percent of filed. Number and percent change in pending. Filed per 100,000 adult population	89
Table 36: Ordinance violation caseload for trial courts, 1978. State population within unit of count groupings. Courts reporting ordinance violations caseload. Disposed and end pending as a percent of filed. Number and percent change in pending. Filed per 100,000 adult population	92
Table 37: Preliminary hearing caseload for trial courts, 1978. State adult population within unit of count groupings. Courts reporting preliminary caseload. Disposed and end pending as a percent of filed. Number and percent change in pending. Filed per 100,000 adult population	93
Table 38: Criminal appeals caseload for trial courts, 1978. State adult population within unit of count groupings. Courts reporting criminal appeals caseload. Disposed and end pending as a percent of filed. Number and percent change in pending. Filed per 100,000 adult population	94
Table 39: Criminal disposition types for trial courts, 1978. State adult population within unit of count groupings. Courts reporting criminal disposition types. Pleas, total convictions, trial convictions, acquitted, nolle prosequi, and dismissed. Each disposition type as a percent of criminal dispositions	96
Table 40: Criminal jury and non-jury trial dispositions by case type, 1978. State and court. Criminal case types. Jury trial definition. Dispositions per case type, number of trials, trials as a percent of dispositions, number of jury trials, jury trials as a percent of dispositions and of trials	98
Table 41: Traffic caseload in general jurisdiction, limited jurisdiction, and all trial courts, 1978. State population. Disposed and end pending as a percent of filed. Number and percent change in pending	102

	Page
Table 42: DWI/DUI caseload for trial courts, 1978. State population. Courts reporting DWI/DUI caseload. Disposed and end pending as a percent of filed. Number and percent change in pending. Filed per 100,000 population	104
Table 43: Other traffic violations caseload for trial courts, 1978. State population. Courts reporting other traffic violations caseload. Disposed and end pending as a percent of filed. Number and percent change in pending. Filed per 100,000 population	105
Table 44: Traffic disposition types for trial courts, 1978. State population. Courts reporting traffic disposition type data. Pleas, violations bureau, bail or bond forfeitures, total convictions, trial convictions, acquitted, nolle prosequi, and dismissed. Each disposition type as a percent of traffic dispositions	107
Table 45: Traffic jury and non-jury trial dispositions, 1978. State and court. Jury trial definition. Number of dispositions and trials. Trials as a percent of dispositions. Numbers of jury trials, jury trials as a percent of dispositions and trials	109
Table 46: Juvenile caseload for general jurisdiction, limited jurisdiction, and all trial courts, 1978. State juvenile population. Disposed and end pending as a percent of filed. Number and percent change in pending	112
Table 47: Criminal-type offense caseload for trial courts, 1978. State juvenile population. Courts reporting criminal-type caseload. Disposed and end pending as a percent of filed. Number and percent change in pending. Filed per 100,000 juvenile population	114
Table 48: Status offense caseload for trial courts, 1978. State juvenile population. Courts reporting status offenses caseload. Disposed and end pending as a percent of filed. Number and percent change in pending. Filed per 100,000 juvenile population	115
Table 49: Non-offense caseload for trial courts, 1978. State juvenile population. Courts reporting non-offense caseload. Disposed and end pending as a percent of filed. Number and percent change in pending. Filed per 100,000 juvenile population	116
Table 50: Filed cases (total, civil, criminal, and juvenile cases) for trial courts, 1968-1978. Trial courts reporting five or more years of cases filed data	117
Table 51: Number and percent change in filed cases (total, civil, criminal, and juvenile cases) year to year and for 10-year period for trial courts, 1969-1978. Trial courts reporting five or more years of cases filed data	120

State Court Statistical Profiles

Page		Page
Prototype		Alaska Superior Court--court of general jurisdiction
State Court System, 1978	125	Alaska District Court--court of limited jurisdiction
Court of last resort or intermediate appellate court	126	Alaska Magistrates Court--court of limited jurisdiction
Court of general, limited, or special jurisdiction	128	
		Arizona
Alabama		Arizona Court System, 1978
Alabama Court System, 1978	132	Arizona Supreme Court--court of last resort.
Alabama Supreme Court--court of last resort.	133	Arizona Court of Appeals--intermediate appellate court
Alabama Court of Civil Appeals--intermediate appellate court	134	Arizona Superior Court--court of general jurisdiction
Alabama Court of Criminal Appeals--intermediate appellate court.	135	Arizona Justices of the Peace--court of limited jurisdiction
Alabama Circuit Court--court of general jurisdiction	136	Arizona Municipal Court--court of limited jurisdiction
Alabama District Court--court of limited jurisdiction	137	
Alabama Probate Court--court of limited jurisdiction	137	Arkansas
Alabama Municipal Court--court of limited jurisdiction	137	Arkansas Court System, 1978.
Alaska		Arkansas Supreme Court--court of last resort
Alaska Court System, 1978.	138	Arkansas Circuit Court--court of general jurisdiction
Alaska Supreme Court--court of last resort	139	Arkansas Chancery and Probate Court--court of general jurisdiction

Page		Page
Arkansas Court of Common Pleas--court of limited jurisdiction	153	District of Columbia
Arkansas County Court--court of limited jurisdiction	154	District of Columbia Court System, 1978.
Arkansas Municipal Court--court of limited jurisdiction	154	District of Columbia Court of Appeals--court of last resort.
Arkansas City Court, Police Court, and Justice of the Peace Court--courts of limited jurisdiction	155	District of Columbia Superior Court--court of general jurisdiction
		Florida
California		Florida Court System, 1978
California Court System, 1978.	156	Florida Supreme Court--court of last resort.
California Supreme Court--court of last resort	157	Florida District Courts of Appeal--intermediate appellate court.
California Courts of Appeal--intermediate appellate court	158	Florida Circuit Court--court of general jurisdiction
California Superior Court--court of general jurisdiction	159	Florida County Court--court of limited jurisdiction
California Justice Court--court of limited jurisdiction	160	
California Municipal Court--court of limited jurisdiction	162	Georgia
		Georgia Court System, 1978
Colorado		Georgia Supreme Court--court of last resort.
Colorado Court System, 1978.	163	Georgia Court of Appeals--intermediate appellate court
Colorado Supreme Court--court of last resort	164	Georgia Superior Court--court of general jurisdiction
Colorado Court of Appeals--intermediate appellate court	165	Georgia State Court and County Court--courts of limited jurisdiction
Colorado District Court, Denver Superior Court, Denver Juvenile Court, and Denver Probate Court--court of general jurisdiction	165	Georgia Probate Court--court of limited jurisdiction
Colorado Water Court--court of general jurisdiction	167	Georgia Juvenile Court--court of limited jurisdiction
Colorado County Court--court of limited jurisdiction	168	Georgia Municipal Court--court of limited jurisdiction
Colorado Municipal Court--court of limited jurisdiction	168	Georgia Civil Court--court of limited jurisdiction
		Georgia Small Claims Court--court of limited jurisdiction
Connecticut		Georgia Magistrate's Court--court of limited jurisdiction
Connecticut Court System, 1978	169	Georgia Justice of the Peace Court--court of limited jurisdiction
Connecticut Supreme Court--court of last resort.	170	Georgia Recorder's Court, Mayor's Court, Municipal Court, City Council Court, Police Court, and Criminal Court--courts of limited jurisdiction
Connecticut Superior Court--court of general jurisdiction	171	
Connecticut Court of Common Pleas--court of limited jurisdiction	172	Guam
Connecticut Probate Court--court of limited jurisdiction	173	Guam Court System, 1978
Connecticut Juvenile Court--court of limited jurisdiction	173	Superior Court--Court of general jurisdiction
Delaware		Hawaii
Delaware Court System, 1978.	174	Hawaii Court System, 1978.
Delaware Supreme Court--court of last resort	175	Hawaii Supreme Court--court of last resort
Delaware Court of Chancery--court of general jurisdiction	175	Hawaii Circuit Court--court of general jurisdiction
Delaware Superior Court--court of general jurisdiction	176	Hawaii Land Court--court of general jurisdiction
Delaware Court of Common Pleas--court of limited jurisdiction	177	Hawaii Tax Appeal Court--court of general jurisdiction
Delaware Family Court--court of limited jurisdiction	178	Hawaii District Court--court of limited jurisdiction
Municipal Court of Wilmington, Delaware--court of limited jurisdiction	179	
Delaware Justice of the Peace Court--court of limited jurisdiction	179	Idaho
Delaware Alderman's Court--court of limited jurisdiction	180	Idaho Court System, 1978

	Page
Illinois	
Illinois Court System, 1978	211
Illinois Supreme Court--court of last resort	212
Illinois Appellate Court--intermediate appellate court	213
Illinois Circuit Court--court of general jurisdiction	214
Indiana	
Indiana Court System, 1978	216
Indiana Supreme Court--court of last resort	217
Indiana Court of Appeals--intermediate appellate court	218
Indiana Superior Court and Circuit Court--court of general jurisdiction	218
Criminal Court of Marion County, Indiana--court of general jurisdiction	220
Indiana County Court--court of limited jurisdiction	220
Indiana Probate Court--court of limited jurisdiction	221
Municipal Court of Marion County, Indiana--court of limited jurisdiction	222
Juvenile Court of Marion County, Indiana--court of limited jurisdiction	223
Indiana City Court--court of limited jurisdiction	223
Indiana Town Court--court of limited jurisdiction	223
Small Claims Court of Marion County, Indiana--court of limited jurisdiction	223
Iowa	
Iowa Court System, 1978	224
Iowa Supreme Court--court of last resort	225
Iowa Court of Appeals--intermediate appellate court	227
Iowa District Court--court of general jurisdiction	228
Kansas	
Kansas Court System, 1978	230
Kansas Supreme Court--court of last resort	231
Kansas Court of Appeals--intermediate appellate court	233
Kansas District Court--court of general jurisdiction	234
Kansas Municipal Court--court of limited jurisdiction	235
Kentucky	
Kentucky Court System, 1978	236
Kentucky Supreme Court--court of last resort	237
Kentucky Court of Appeals--intermediate appellate court	238
Kentucky Circuit Court--court of general jurisdiction	239
Kentucky District Court--court of limited jurisdiction	240
Louisiana	
Louisiana Court System, 1978	241
Louisiana Supreme Court--court of last resort	242
Louisiana Courts of Appeal--intermediate appellate court	243
Louisiana District Court--court of general jurisdiction	244
Louisiana Family Court and Juvenile Court--courts of limited jurisdiction	244

	Page
Louisiana	
Louisiana City Court, Parish Court, Municipal Court and Traffic Court of New Orleans--courts of limited jurisdiction	245
Louisiana Justice of the Peace Court--court of limited jurisdiction	245
Louisiana Mayor's Court--court of limited jurisdiction	245
Maine	
Maine Court System, 1978	246
Maine Supreme Judicial Court--court of last resort	247
Maine Superior Court--court of general jurisdiction	248
Maine District Court--court of limited jurisdiction	250
Maine Administrative Court--court of limited jurisdiction	251
Maine Probate Court--court of limited jurisdiction	251
Maryland	
Maryland Court System, 1978	252
Maryland Court of Appeals--court of last resort	253
Maryland Court of Special Appeals--intermediate appellate court	254
Maryland Circuit Court--court of general jurisdiction	255
Maryland District Court--court of limited jurisdiction	257
Maryland Orphan's Court--court of limited jurisdiction	257
Massachusetts	
Massachusetts Court System, 1978	258
Massachusetts Supreme Judicial Court--court of last resort	259
Massachusetts Appeals Court--intermediate appellate court	259
Massachusetts Superior Court--court of general jurisdiction	260
Massachusetts Probate Court--court of limited jurisdiction	260
Massachusetts District Court--court of limited jurisdiction	261
Massachusetts Land Court--court of limited jurisdiction	262
Massachusetts Juvenile Court--court of limited jurisdiction	262
Massachusetts Housing Court--court of limited jurisdiction	263
Boston Municipal Court, Massachusetts--court of limited jurisdiction	263
Michigan	
Michigan Court System, 1978	264
Michigan Supreme Court--court of last resort	265
Michigan Court of Appeals--intermediate appellate court	265
Michigan Circuit Court--court of general jurisdiction	266
Michigan Court of Claims--court of general jurisdiction	267
Recorder's Court of Detroit, Michigan--court of general jurisdiction	267
Michigan District Court--court of limited jurisdiction	268
Michigan Municipal Court--court of limited jurisdiction	269

	Page
Michigan	
Michigan Probate Court--court of limited jurisdiction	270
Common Pleas Court of Detroit, Michigan--court of limited jurisdiction	271
Minnesota	
Minnesota Court System, 1978	272
Minnesota Supreme Court--court of last resort	273
Minnesota District Court--court of general jurisdiction	274
Minnesota County Court--court of limited jurisdiction	275
Minnesota County Municipal Court--court of limited jurisdiction	277
Minnesota Conciliation Court--court of limited jurisdiction	277
Minnesota Probate Court--court of limited jurisdiction	277
Mississippi	
Mississippi Court System, 1978	278
Mississippi Supreme Court--court of last resort	279
Mississippi Circuit Court--court of general jurisdiction	280
Mississippi Chancery Court--court of general jurisdiction	280
Mississippi County Court--court of limited jurisdiction	281
Mississippi Justice Court--court of limited jurisdiction	281
Mississippi Family Court--court of limited jurisdiction	281
Mississippi Municipal Court--court of limited jurisdiction	281
Missouri	
Missouri Court System, 1978	282
Missouri Supreme Court--court of last resort	283
Missouri Court of Appeals--intermediate appellate court	284
Missouri Circuit Court and Court of Common Pleas--court of general jurisdiction	285
St. Louis Court of Criminal Correction, Missouri--court of limited jurisdiction	286
Missouri Magistrate Court--court of limited jurisdiction	286
Missouri Probate Court--court of limited jurisdiction	287
Missouri Municipal Court--court of limited jurisdiction	287
Montana	
Montana Court System, 1978	288
Montana Supreme Court--court of last resort	289
Montana District Court--court of general jurisdiction	290
Montana Justice Court--court of limited jurisdiction	291
Montana City Court--court of limited jurisdiction	291
Montana Municipal Court--court of limited jurisdiction	291
Nebraska	
Nebraska Court System, 1978	292
Nebraska Supreme Court--court of last resort	293
Nebraska District Court--court of general jurisdiction	294
Nebraska	
Nebraska County Court--court of limited jurisdiction	295
Nebraska Municipal Court--court of limited jurisdiction	296
Nebraska Separate Juvenile Court--court of limited jurisdiction	296
Nebraska Workmen's Compensation Court--court of limited jurisdiction	297
Nevada	
Nevada Court System, 1978	298
Nevada Supreme Court--court of last resort	299
Nevada District Court--court of general jurisdiction	300
Nevada Justice Court--court of limited jurisdiction	300
Nevada Municipal Court--court of limited jurisdiction	300
New Hampshire	
New Hampshire Court System, 1978	301
New Hampshire Supreme Court--court of last resort	302
New Hampshire Superior Court--court of general jurisdiction	303
New Hampshire District Court--court of limited jurisdiction	304
New Hampshire Probate Court--court of limited jurisdiction	305
New Hampshire Municipal Court--court of limited jurisdiction	306
New Jersey	
New Jersey Court System, 1978	307
New Jersey Supreme Court--court of last resort	308
New Jersey Appellate Division of Superior Court--intermediate appellate court	309
New Jersey Superior Court (Law Division and Chancery Division) and County Court--court of general jurisdiction	310
New Jersey County District Court--court of limited jurisdiction	312
New Jersey Juvenile and Domestic Relations Court--court of limited jurisdiction	314
New Jersey Municipal Court--court of limited jurisdiction	315
New Jersey Surrogates	315
New Mexico	
New Mexico Court System, 1978	316
New Mexico Supreme Court--court of last resort	317
New Mexico Court of Appeals--intermediate appellate court	318
New Mexico District Court--court of general jurisdiction	319
New Mexico Magistrate Court--court of limited jurisdiction	320
New Mexico Probate Court--court of limited jurisdiction	320
New Mexico Municipal Court--court of limited jurisdiction	320
Small Claims Court of Albuquerque, New Mexico--court of limited jurisdiction	320
New York	
New York Court System, 1978	321
New York Court of Appeals--court of last resort	322
New York Appellate Divisions of the Supreme Court--intermediate appellate court	323

	Page
New York Appellate Terms of the Supreme Court--intermediate appellate court	324
New York Supreme Court and County Court--courts of general jurisdiction.	325
Civil Court of the City of New York--court of limited jurisdiction	326
Criminal Court of the City of New York--court of limited jurisdiction	327
New York Family Court--court of limited jurisdiction.	328
New York District Court and City Court--courts of limited jurisdiction.	329
New York Surrogates' Court--court of limited jurisdiction.	330
New York Court of Claims--court of limited jurisdiction.	330
New York Town and Village Court--court of limited jurisdiction.	330
North Carolina	
North Carolina Court System, 1978.	331
North Carolina Supreme Court--court of last resort.	332
North Carolina Court of Appeals--intermediate appellate court.	333
North Carolina Superior Court--court of general jurisdiction.	334
North Carolina District Court--court of limited jurisdiction.	335
North Dakota	
North Dakota Court System, 1978.	337
North Dakota Supreme Court--court of last resort.	338
North Dakota District Court--court of general jurisdiction.	339
North Dakota County Probate Court--court of limited jurisdiction.	340
North Dakota County Court with Increased Jurisdiction--court of limited jurisdiction.	341
North Dakota County Justice Court--court of limited jurisdiction.	342
North Dakota Municipal Court--court of limited jurisdiction.	342
Ohio	
Ohio Court System, 1978.	343
Ohio Supreme Court--court of last resort	344
Ohio Court of Appeals--intermediate appellate court	345
Ohio Court of Common Pleas--court of general jurisdiction.	345
Ohio County Court--court of limited jurisdiction.	347
Ohio Court of Claims--court of limited jurisdiction.	348
Ohio Municipal Court--court of limited jurisdiction.	349
Ohio Mayors' Court--court of limited jurisdiction.	350
Oklahoma	
Oklahoma Court System, 1978.	351
Oklahoma Supreme Court--court of last resort	352
Oklahoma Court of Criminal Appeals--court of last resort.	353
Oklahoma Court of Appeals--intermediate appellate court	354
Oklahoma District Court--court of general jurisdiction.	355

	Page
Oklahoma Worker's Compensation Court--court of limited jurisdiction	356
Oklahoma Court of Bank Review--court of limited jurisdiction.	357
Oklahoma Court of Tax Review--court of limited jurisdiction.	357
Oklahoma Municipal Criminal Court of Record--court of limited jurisdiction	357
Oklahoma Municipal Court Not of Record--court of limited jurisdiction	357
Oregon	
Oregon Court System, 1978.	358
Oregon Supreme Court--court of last resort	359
Oregon Court of Appeals--intermediate appellate court	360
Oregon Circuit Court--court of general jurisdiction.	361
Oregon Tax Court--court of general jurisdiction.	362
Oregon District Court--court of limited jurisdiction.	362
Oregon County Court--court of limited jurisdiction.	363
Oregon Justice Court--court of limited jurisdiction.	364
Oregon Municipal court--court of limited jurisdiction.	365
Pennsylvania	
Pennsylvania Court System, 1978.	366
Pennsylvania Supreme Court--court of last resort.	367
Pennsylvania Superior Court--intermediate appellate court	368
Pennsylvania Commonwealth Court--intermediate appellate court.	368
Pennsylvania Court of Common Pleas--court of general jurisdiction	369
Philadelphia Municipal Court, Pennsylvania--court of limited jurisdiction	370
Philadelphia Traffic Court, Pennsylvania--court of limited jurisdiction	370
Pennsylvania District Justice Court--court of limited jurisdiction	371
Pittsburgh City Magistrates, Pennsylvania--court of limited jurisdiction	371
Puerto Rico	
Puerto Rico Court System, 1978	372
Puerto Rico Supreme Court--court of last resort	373
Puerto Rico Superior Court--court of general jurisdiction.	374
Puerto Rico District Court--court of limited jurisdiction.	376
Puerto Rico Justices of the Peace--court of limited jurisdiction.	377
Puerto Rico Municipal Court--court of limited jurisdiction.	377
Rhode Island	
Rhode Island Court System, 1978.	378
Rhode Island Supreme Court--court of last resort.	379
Rhode Island Superior Court--court of general jurisdiction.	380
Rhode Island District Court--court of limited jurisdiction.	381
Rhode Island Family Court--court of limited jurisdiction.	382

	Page
Rhode Island Municipal Court--court of limited jurisdiction.	382
Rhode Island Probate Court--court of limited jurisdiction.	382
South Carolina	
South Carolina Court System, 1978.	383
South Carolina Supreme Court--court of last resort.	384
South Carolina Circuit Court--court of general jurisdiction.	385
South Carolina County Court and Civil and Criminal Court--courts of limited jurisdiction.	386
South Carolina Family Court--court of limited jurisdiction.	387
South Carolina Magistrate Court--court of limited jurisdiction.	388
South Carolina Probate Court--court of limited jurisdiction.	388
South Carolina Municipal Court--court of limited jurisdiction.	388
South Dakota	
South Dakota Court System, 1978.	389
South Dakota Supreme Court--court of last resort.	390
South Dakota Circuit Court--court of general jurisdiction.	391
Tennessee	
Tennessee Court System, 1978	392
Tennessee Supreme Court--court of last resort	393
Tennessee Court of Appeals--intermediate appellate court	394
Tennessee Court of Criminal Appeals--intermediate appellate court	395
Tennessee Circuit Court and Criminal Court--courts of general jurisdiction.	396
Tennessee Law and Equity Court--court of general jurisdiction.	398
Tennessee Chancery Court--court of general jurisdiction.	399
Tennessee General Sessions Court--court of limited jurisdiction.	400
Tennessee Probate Court--court of limited jurisdiction.	401
Tennessee County Court--court of limited jurisdiction.	401
Tennessee Juvenile Court--court of limited jurisdiction.	401
Tennessee Municipal Court--court of limited jurisdiction.	401
Tennessee Justice of the Peace Court--court of limited jurisdiction	401
Texas	
Texas Court System, 1978	402
Texas Supreme Court--court of last resort.	403
Texas Court of Criminal Appeals--court of last resort	404
Texas Courts of Civil Appeals--intermediate appellate court	405
Texas District Court and Criminal District Court--courts of general jurisdiction	406
Texas County Court at Law, Constitutional County Court, and Probate Court--courts of limited jurisdiction.	408
Texas Municipal Court--court of limited jurisdiction.	409
Texas Justice of the Peace Court--court of limited jurisdiction.	410

	Page
Utah	
Utah Court System, 1978.	411
Utah Supreme Court--court of last resort	412
Utah District Court--court of general jurisdiction.	413
Utah City Court--court of limited jurisdiction	414
Utah Juvenile Court--court of limited jurisdiction.	415
Utah Justice Court--court of limited jurisdiction.	416
Vermont	
Vermont Court System, 1978	417
Vermont Supreme Court--court of last resort.	418
Vermont Superior Court--court of general jurisdiction.	419
Vermont District Court--court of general jurisdiction.	420
Vermont Probate Court--court of limited jurisdiction.	421
Virginia	
Virginia Court System, 1978.	422
Virginia Supreme Court--court of last resort	423
Virginia Circuit Court--court of general jurisdiction.	424
Virginia District Court--court of limited jurisdiction.	425
Washington	
Washington Court System, 1978.	426
Washington Supreme Court--court of last resort	427
Washington Court of Appeals--intermediate appellate court	428
Washington Superior Court--court of general jurisdiction.	429
Washington Municipal and Police Court--court of limited jurisdiction	430
Washington District Court and Justices of the Peace--courts of limited jurisdiction	431
West Virginia	
West Virginia Court System, 1978	432
West Virginia Supreme Court of Appeals--court of last resort.	433
West Virginia Circuit Court--court of general jurisdiction.	434
West Virginia Magistrate Court--court of limited jurisdiction.	435
West Virginia Municipal Court--court of limited jurisdiction.	435
Wisconsin	
Wisconsin Court System, 1978	436
Wisconsin Supreme Court--court of last resort	437
Wisconsin Circuit Court and County Court--courts of general jurisdiction	438
Wisconsin Municipal Justice Court--court of limited jurisdiction.	440
Wyoming	
Wyoming Court System, 1978	441
Wyoming Supreme Court--court of last resort.	442
Wyoming District Court--court of general jurisdiction.	443
Wyoming Justice Court--court of limited jurisdiction.	443
Wyoming Municipal Court--court of limited jurisdiction.	443

Introduction

Introduction

National Court Statistics Project

The Annual Report series of state court caseload statistics is the product of the continuing cooperative relationship between the Conference of State Court Administrators (COSCA) and the National Center for State Courts (NCSC). Financial management, project management, and project staffing responsibility are assumed by the National Court Statistics Project (NCSP) of the NCSC. COSCA, through its Court Statistics and Information Systems Committee, provides general policy review, guidance, and control over all project activities.

The twin goals of the National Court Statistics Project are to collect, compile, analyze, and disseminate state court caseload statistics and to help states improve the quality of the data they report by assisting them in resolving their statistical problems. The Annual Report series responds directly to the first goal by compiling all available state court caseload data from the 50 states, the District of Columbia, Guam, and Puerto Rico.¹

Methodology employed

These NCSP goals require the careful choosing of an annual report series methodology for assembling the caseload data that are available from each of the states.

Data sources

The sources of data for the tables presented in this series are published annual reports provided by the states and unpublished statistical material requested of and supplied by state court administrators and appellate court clerks. (Appendix A of this report identifies the sources of data from each state.)

In addition to a review of all published and unpublished data received from the states, a study was made of all available reporting forms and instructions used by the states to collect caseload statistics from their respective courts. Additional relevant information was secured from appropriate personnel in each state. As the project progressed, telephone contact and follow-up correspondence were used to collect missing data, confirm the accuracy of available data, and determine the legal jurisdiction of each court.

Each administrative office of the courts completed a check-off sheet to indicate the types of cases handled by each court. Beyond this, information was collected concerning the number of judges per court or court system (from annual reports, offices of state court administrators, and appellate clerks); the state population (based on

¹Repetition of "50 states, the District of Columbia, Guam, and Puerto Rico" becomes very cumbersome. Throughout the rest of this report, "states" and "court systems" will be used even when the reporting units being discussed include the District of Columbia, Guam, and Puerto Rico.

Bureau of the Census 1978 revised estimates) other 1978 demographic data (taken from the Statistical Abstract of the United States: 1980²); and special characteristics regarding subject matter jurisdiction and court structure. When explanation of a court's jurisdiction was not directly obtainable, available information was used from the State Court Organization, 1980³.

Scope of the report

The first annual report (1975) presented available caseload data for state appellate courts and trial courts of general jurisdiction, and for selected categories (juvenile, domestic relations, probate, and mental health) in limited jurisdiction courts. The second annual report (1976) again presented available data for appellate courts and courts of general jurisdiction, and also included all available caseload data for all limited jurisdiction courts. As data from each court level become more complete, future aggregation of trial court caseloads should become more meaningful.

The 1976 report was expanded to include Puerto Rico. The addition of Puerto Rico to the series was made possible through translation assistance provided by the Puerto Rico Office of Court Administration. Data from Guam were added for the 1977 court year. The scope of future reports will be broadened to include American Samoa and the Virgin Islands when these data become available.

This report reflects court organization and jurisdiction as it existed in 1978, but the reader should keep in mind that court systems are not static entities. For example, since 1977, Missouri has unified its trial courts, and Alaska, Hawaii, and Iowa have all added intermediate appellate courts. Other states have made changes in the jurisdiction of individual courts. In 1978, Texas united its Domestic Relations Court and Juvenile Court into the District Court system, and the dollar amount limits of civil jurisdiction have changed in many courts. Because court organizational or jurisdictional characteristics change over time, caution should be exercised in attempting to compare the data in this 1978 report with earlier data or with more current data.

Case category classifications

NCSP case categories used for this 1978 report appear as principal headings in the summary tables in Part I, and in each court's profile in Part II. Terminology used within each state is dis-

²U.S. Bureau of the Census, Statistical Abstract of the United States: 1980 (Washington, D.C.: U.S. Government Printing Office, 1980).

³Bureau of Justice Statistics, Department of Justice, State Court Organization, 1980 (Washington, D.C.: U.S. Government Printing Office, 1982).

played on each court's profile as subheadings under the boldface NCSP main headings. The NCSP main headings are categories used uniformly for all the states. For example, a state's "application for leave to appeal" was classified under the NCSP category of request to appeal in all tables. Explanations used in source documents to clarify a state's data are included, as are explanations to clarify project staff's arrangement of those data. These appear, where appropriate, as footnotes in each court's profile and as footnotes to the summary tables.

Format used

Profiles (Part II). After case categories were established to classify available 1978 case data, a profile of the courts in each state was constructed. Each state profile for 1978 contains the following:

--A chart depicting the organization of the court system within the state, the jurisdiction and route of appeal for each court, the number of judges, and information on kinds of trials.

--A set of tables containing the case-related data received from each state court or court system.

Summary Tables (Part I). Data from each state profile were transferred into summary tables designed to display the kinds of available data that could be aggregated. The summary tables are divided into two major sections (appellate and trial) to reflect the two major levels of court.

Appellate courts include both courts of last resort (the final court or courts of appeal within a particular state) and intermediate appellate courts (the court or courts in which the primary work is the disposition of initial appeals received from trial courts of general jurisdiction or administrative agencies, and in which some decisions are subject to appeal or review by a court of last resort). For purposes of displaying data, the courts of last resort have been divided into two groups: those in states with intermediate appellate courts and those in states without intermediate appellate courts. With few exceptions, this division also conveniently separates courts of last resort according to whether they have almost complete discretionary jurisdiction. Courts of last resort in states without intermediate appellate courts generally have little or no discretionary jurisdiction, although there are exceptions, such as Virginia and West Virginia.

For purposes of this report, a trial court is considered to be a court of general jurisdiction if it meets one of the following criteria:

--The individual state considers it a general jurisdiction court.

--Felony cases are tried and felony sentences given for all types of felony cases.

--The judges of the court are general jurisdiction court judges sitting on temporary assignment. All other trial courts are classified as limited or special jurisdiction courts.

Footnotes. Standard footnote headings are used in this report and will continue to be used in the annual report series. Footnotes that contain information on the completeness and quality of the data are included on the summary tables. If more information is needed, the user should consult the

individual court profiles where all footnotes are given.

Verification of data

With the cooperation of the Conference of State Court Administrators, all data were submitted after NCSP classification for review and verification to the appropriate state court administrator's office. An additional check was provided through the cooperation of the National Conference of Appellate Court Clerks (NCACC), which invited NCSP staff to submit appellate court data for review and verification to the appropriate clerk of the appellate court in each state. This process also included followup by NCSP staff through telephone or letter contact with the state personnel. Finally, the format, content, and limitations of data tables have been reviewed and approved by the COSCA CSIS Committee, which guides the National Court Statistics Project.

Limitations on use of data displayed

The four major uses of court statistical data, as identified in the NCSP publication, State Court Caseload Statistics: The State of the Art⁴, are: (1) operational (aiding in the execution of routine day-to-day activities at the local level); (2) management (decision-making at the state or local level concerned with improvement of the court process and system-wide efficiency in the use of court resources); (3) internal planning and research (goal setting and policy planning to establish long-term programs and identify evolving problems); and (4) indirect court uses (decision-making by those outside the courts concerned with policy making or research about court operations). The various uses of court statistics require different levels of detail and analysis, but the availability of detailed statistics is dependent upon the statistical reporting system used at the state or local level. This annual report has restricted its scope to the level of detail currently available from state-level reporting systems.

Operational decisions are made at the local level and require detailed information on a case-by-case basis. These decisions must be made daily and cannot be based upon year-end summary statistics such as those contained in this 1978 report.

Management decisions can be made at either the state or local level and require aggregation of detailed information used for operational decisions. Caseload management data such as that needed to determine the status of the preparation of the record for appeal or to generate exception reports are gathered by some state reporting systems, but this kind of information is also case specific and too detailed to be compiled and used for nationwide comparisons. In contrast, state-level summary statistics are useful for management purposes in areas such as comparisons of time lapses in case processing to establish norms or guides; analyses to determine assignments of judges needed to relieve backlog; analyses to determine

⁴U.S. Law Enforcement Assistance Administration, State Court Caseload Statistics: The State of the Art (Washington, D. C.: U.S. Government Printing Office, 1978).

the need for additional judges, support personnel, or facilities; and analyses to determine if an intermediate appellate court should be created.

In response to the recognized need for certain management data nationally, the 1978 Annual Report has concentrated on uniformly classifying caseload data and on compiling available case processing time data. Caseload and case processing are major components of court workload, which the NCSP has defined to mean all court-related matters that consume time and effort (hence, purely administrative and ministerial functions are also included as workload). Measurement of court workload per se is not directly addressed in this report, but caseload inventory data and data regarding the number of trials do provide partial indications of the extent of judicial activity. The data presented in this report reflect the quantity of management data now available from each state's reporting system in published and unpublished reports.

Internal planning and research, as well as planning and research by those outside the court system, require a much wider range of data and analysis than operational and management decisions. The information necessary for these purposes often includes not only an aggregation of data on caseload and caseload, but also specific data regarding status of cases, as well as information on court operations, judicial budgets, actions prior to filing a case, and actions after disposition of a case. Of interest to some individuals within and outside the court system are studies on a wide range of subjects, such as the effect and cost of litigation, bail availability and uniformity including recognizance/10% bail programs, the validity of case weighting techniques, sentence disparity patterns, the effects of plea negotiation on caseloads, and the impact of legislation. To answer these questions is, however, beyond the capabilities of most state or even local court information systems. Basic information on caseload and caseload is adequate for many other planning and research issues where the level of needed detail is not as high. These latter kinds of issues include, for example, case filing and disposition trend analysis, caseload composition analysis, analysis of reversal rates, time lapse analysis to establish norms and guides, and forecasting of caseload volumes to determine resource and facilities needs.

Because few states report data suitable for all kinds of planning and research purposes, and because most states report only certain types of data, the NCSP initially chose to include in the national series only those kinds of data that either were already fairly widely available or could be made available without requiring undue effort. Enough states reported trend data, caseload by category, number of reversals, and time-to-disposition data to warrant inclusion of these topics in this report, and some preliminary analyses can be made. For those states not supplying basic data, gaps and "not/available" entries in the profiles and blank spaces in the summary charts draw attention to the missing data. As these gaps are filled in coming years, the annual report series can be expanded to include broader and more sophisticated compilations and analyses.

Many current variations in court data, as indicated by footnotes, must be considered before the summary tables can be used to make comparisons

among courts or states. Variations that limit the comparability of the 1978 data include: court organization, subject matter jurisdiction, case definition, completeness, accuracy, and reporting periods. These variations are discussed in broad terms below.

Variations in court organization

In any comparison of court statistics among states, differences in court organization must be considered. For example, it should be kept in mind that during 1978:

--Two states (Oklahoma and Texas) had two courts of last resort, (Guam has no court of last resort--its appeals go into the Federal system), while the remaining states had only one court of last resort.

--Twenty-seven states had intermediate appellate courts; four of these (Alabama, New York, Pennsylvania, Tennessee) had two intermediate appellate courts.

--The number of appellate judges per state (considering only full-time judges and not commissioners or temporary judges) varied from 0 to 69.

--The number of different kinds of trial courts in a state ranged from 1 (in states with a unified court system) to 15. Four states (Idaho, Illinois, Iowa, South Dakota), the District of Columbia, and Guam have no limited jurisdiction trial courts.

Variations in subject matter jurisdiction

The subject matter jurisdiction of both appellate and trial courts also varies widely among the states. For example, some states have a dual appellate route--one for civil cases and one for criminal cases. The discretionary jurisdiction of a court of last resort is directly related to the presence or absence of an intermediate appellate court. Courts of last resort in states with intermediate appellate courts generally have wide discretion in determining the matters they will hear. Most appeals must generally be heard as a matter of right by intermediate appellate courts and by courts of last resort in states without intermediate appellate courts (Virginia and West Virginia are exceptions). Caseload comparisons both between and among states that do not take variations in jurisdiction into account will not be valid.

The same kind of wide variation exists in the kinds of cases over which trial courts have jurisdiction. For example, general jurisdiction courts in states with unified trial courts handle all cases from felonies to parking violations and from the largest civil actions to small claims. Another state's general jurisdiction courts may have a criminal division that handles only felony matters (after preliminary hearing in a limited jurisdiction court) and a civil division that handles no civil cases involving less than \$10,000. Similarly, some limited and special jurisdiction courts may handle only small claims cases while others may try civil cases for amounts up to \$300,000. In criminal matters, some limited jurisdiction courts accept only guilty pleas for traffic and ordinance violation cases while others may try serious misdemeanor cases or felony cases carrying a maximum sentence of 5 years. In summary, when comparing

trial court statistics, the differences in jurisdiction both within and among states must be examined.

Variations in definitions

Problems relating to definitions of courts' statistical terms abound in both appellate and trial courts. Published source documents generally provide few, if any, definitions to assist in comparing statistics among states. Much of the definition information used in preparation of this report came from ancillary sources.

Case definitions are often difficult to establish for appellate courts. For example, some states do not distinguish an appeal from motions or other procedural matters that consume minimal time. Some states report total cases processed without any indication as to what types of proceedings constitute the total. Other states include in their caseload only appeals that were decided on the merits. Some appellate courts include all original proceedings while others report no original proceedings; therefore, their total case figures are not comparable. In addition, classification of the same kind of proceeding varies from state to state. For example, habeas corpus may be listed as a separate category, or may be classified under any of three categories--appeals, original proceedings, or motions.

To minimize such classification problems in computing national caseload statistics, this report has defined an "appellate case" to include any appeal, original proceeding, request to appeal, or sentence review only case, and has placed each state's separable case data within these classifications. The use of this broad definition of "case" does not completely solve the problem of comparability. Comparison of judicial productivity among appellate courts requires that all courts define cases in a similar manner.

Trial courts show similar problems with case definitions. Figures A and B display the existing variation in civil case definitions and criminal case units of count, respectively. These figures show that the problem of case definition in trial courts is more acute on the criminal side. Forty-six states, Puerto Rico, and Guam, count civil cases in all trial courts when the petition or

complaint is filed. In criminal cases, however, the two major units of count are almost evenly divided. Paper documents filed are the count unit for all courts in 22 states and Guam, while the number of defendants is the count unit for all courts in 16 states and the District of Columbia.

Trial court case category definitions also vary from state to state. Domestic relations may include all family matters in some states while other states report only divorce cases as domestic relations. Also, state statutes vary in the types of criminal cases classified as felonies or misdemeanors. Certain drug offenses may be serious felonies in one state, but only misdemeanors in another state. Because such problems exist for these and all other case categories, the case categories used in this report are those that seem most appropriate, given the data available.

Variations in completeness and accuracy of data

Incomplete data and questionable accuracy of reported data have been a major concern to the staff of this project. As the appellate court summary tables show, the amount and type of data available (published and unpublished) had no common denominator, and very little consensus exists among states as to the appellate case categories that should be reported. Very few states consistently report the volume of appellate court data by case category and by filings, dispositions, and pending cases.

Overall, the trial courts were more consistent in reporting 1978 data. During the verification process, all states were requested to provide caseload breakdowns for civil, criminal, traffic, and juvenile cases in their trial courts. All states were able to provide some trial court data. Forty-nine states, the District of Columbia, Guam, and Puerto Rico provided at least civil and criminal breakdowns for total cases processed in general jurisdiction courts for 1978. Only four states and Guam reported no limited jurisdiction data. Data were reported for 121 of the 175 limited jurisdiction courts.

In order to produce the statistics contained in this report, a great deal of effort was expended by the National Court Statistics Project staff in collecting missing data, whether from published or

FIGURE A: Civil case definition, for state courts not using the filing of a petition or complaint

State	Placed on Calendar	Note of Issue	New Claim or Ancillary Proceeding	No Consistent Definition
District of Columbia	Superior Court			
Minnesota		All trial courts		
New Hampshire				All trial courts
New Jersey	Superior Court (Law Division and Chancery Division) and County Court			
Oklahoma			Worker's Compensation Court	

FIGURE B: Criminal case unit of count, used by trial courts, by state

State	Court	Information or indictment	Information indictment, or complaint	Defendants on information or indictment	Defendants on information, indictment, or complaint	Charges	Case number	No consistent definition
Alabama	Circuit Court			X				
Alaska	District Court				X			
Arizona	All trial courts		X					
	Superior Court			X				
	All other trial courts				X			
Arkansas	Circuit Court	X						
California	All other trial courts		X					
	Superior Court			X				
	All other trial courts				X			
	District Court			X				
	County Court				X			
Connecticut	Superior Court			X				
	Court of Common Pleas				X			
Delaware	Superior Court			X				
	All other trial courts					X		
District of Columbia	Superior Court					X		
Florida	All trial courts					X		
Guam						X		
Georgia	All trial courts		X					
Hawaii	Circuit Court			X				
	District Court					X		
	Magistrates Division			X				
Illinois	Circuit Court		X					
Indiana	All trial courts		X					
Iowa	District Court	X						
Kansas	All trial courts		X					
Kentucky	All trial courts			X				
Louisiana	District Court			X				
	All other trial courts				X			
Maine	All trial courts			X				
Maryland	Circuit Court	X						
	District Court					X		
Massachusetts	Superior Court	X						
	All other trial courts		X					
Michigan	All trial courts					X		
Minnesota	All trial courts							X
Mississippi	All trial courts	X						
Missouri	Circuit Court, Court of Common Pleas, and Magistrate Court	X						
	St. Louis Court of Criminal Correction			X				
Montana	District Court					X		
Nebraska	District Court			X				
	County Court				X			
	Municipal Court					X		
Nevada	District Court					X		
New Hampshire	All trial courts							X
New Jersey	Superior Court (Law Division) and County Court	X						
New Mexico	All other trial courts		X					
	District Court					X		
	Magistrate Court		X					
New York	Supreme Court and County Court			X				
	All other trial courts					X		
North Carolina	All trial courts							X
North Dakota	All trial courts						X	
Ohio	All trial court			X				
Oklahoma	District Court	X						
Oregon	All trial courts						X	
Pennsylvania	Court of Common Pleas and Philadelphia Municipal Court				X			
	District Justice Court					X		
Puerto Rico	All trial courts						X	
Rhode Island	Superior Court	X						
	All other trial courts		X					
South Carolina	All trial courts	X						
South Dakota	Circuit Court	X						
Tennessee	All trial courts	X						
Texas	All trial courts and Criminal District Court			X				
	District Court					X		
	All other trial courts				X			
Utah	All trial courts		X					
Vermont	Superior Court	X						
	District Court		X					
Virginia	All trial courts						X	
Washington	Superior Court			X				
	All other trial courts					X		
West Virginia	All trial courts	X						
Wisconsin	Circuit Court and County Court	X						
	Municipal Justice Court		X					
Wyoming	District Court	X						

ancillary sources, in defining terminology, and in identifying categories in which cases should be placed. In other words, data contained in this report cannot be replicated solely from available published material. Even after this extensive data-gathering effort, large gaps remain in the data collected.

Extensive effort was required to validate NCSP classification of data provided by the states and to avoid further distortion of any data received. The National Court Statistics Project staff made no attempt to assess the underlying validity or accuracy of the data received from the states. For example, the published cumulative case statistics for appellate courts or for trial courts frequently did not balance with reported totals within each category. Such discrepancies were seldom footnoted or explained in published state reports. These discrepancies are, however, footnoted in the court statistical profiles in Part II of this report.

Variations in reporting periods

As indicated on profile headings and in Figure C, most states report data by calendar year; many report by fiscal year, however, and a few report appellate court data by court term. Therefore, the time spans covered in this report are not always directly comparable.

Although dates included in this report cover reporting periods of approximately uniform length, the starting and ending dates for the reporting periods vary both within and among states. Differences in reporting periods have little effect on cumulative data elements such as filing and dispositions since no matter when the reporting period began and ended, the data cover one complete year. Pending data are greatly affected, though, since they represent a "snapshot" in time and can vary greatly depending on when that snapshot was taken. Figure C displays the actual reporting periods for all courts not using the calendar year for the reporting period.

Limitations on analysis

The many variations outlined above make it imperative that information for all courts be carefully examined before comparisons are made.

Some types of analysis are not justified, given the problems of comparability. These include, but are not limited to, the following:

--Comparison of disposition rates. Jurisdictions may have varying rules or procedures for purging cases that have been dormant.

--Comparison of volume data across all states (courts). Even at the NCSP category level, differences exist in cases included, e.g., courts may or may not include administratively handled probate matters with those that are judicially handled.

--Comparison of caseload per judge across all states (courts). The differences in definitions and subject matter jurisdiction mean that caseload per judge is not a "clean" measure of productivity.

--Comparison of volume of juvenile cases across all states (courts). The statutory age when a juvenile becomes an adult varies. This variation affects the volume of both juvenile filings and adult criminal filings.

--Comparison of caseloads in which data are missing. All footnotes on the data are essential and should be observed, especially those describing incomplete data or case definitions.

--Comparison of volume of pending cases or proportion of pending cases to filed cases across all states (courts). The point of filing may differ greatly (notice of appeal or submission in appellate courts; petition filed or note of issue for civil cases) and this may affect the size of the pending caseload. Differences in the starting and ending points of the court year may also affect this measure.

--Comparison of volume of small claims cases across all states (courts). The limits on the amounts involved in small claims cases varies from state to state, and in some states from court to court.

Nor should national totals be used inappropriately. Data have been aggregated in order to make rough estimates of overall national totals for this report, but this has been done without regard to definitions of case categories and units of count. National aggregations really have little meaning at this time. The national estimates contained in this report should be viewed only as gross, "ball-park" estimates, and not as representing the exact volume of cases in state courts.

Despite the list of analyses that should not be performed, the data do have significant analysis potential. The central purpose of this report is to record the data nationwide, but some comparisons and analyses can be done. A few examples are as follows:

--Comparison of time to decision in appellate courts. These comparisons can be made from Table 10 for courts at the same level that use the same event for the start of the time interval.

--Comparison of the proportion of trials for felony cases. These comparisons can be made from Table 40 for trial courts that have similar units of count and trial definitions and that report trial data for felonies or felonies and appeals.

--Comparison of the volume of tort actions. These comparisons can be made from Table 21 for states reporting tort data for all courts handling tort actions in that state (that is, those that have no footnote "p") and that use the same case definition.

--Comparison of the proportion of total civil to total criminal filings. These comparisons can be made from Tables 18 and 30, but it is necessary for the courts in compared states to report complete data (no footnote "i" or "p"), and to use the same civil case definition and criminal case unit of count.

--Comparison within a state of the number of filings in the court of last resort with the number in the intermediate appellate court. These comparisons can be made from Table 2 for states when both courts report complete data (no footnote "i" or "p").

--Comparison of total volume of civil cases in trial courts. These comparisons can be made from Table 18 for states that use the filing of the petition or complaint as the point at which the case begins (those that have footnote "1" on the court title) and that report complete filings for all courts handling civil cases (no footnote "i" or "p").

Other comparisons for management purposes can be made with data in this report. Comparisons

FIGURE C: Reporting periods for state courts, not using calendar year 1978

State	Reporting Period				
	7/01/77- 6/30/78	8/01/77- 7/31/78	9/01/77- 8/31/78	10/01/77- 9/30/78	2/3/78- 2/5/79
Alabama				All appellate courts	
California	All courts				
Colorado	All courts				
Connecticut	All courts				
Delaware	All courts				
Georgia	All courts				
Hawaii	All courts				
Kansas	All courts				
Maine	Administrative Court				
Maryland	All courts				
Massachusetts	All trial courts		All appellate courts		
Michigan	All courts but Court of Appeals				
Missouri	All courts				
Montana	All trial courts				
Nebraska	Workmen's Compensation Court		Supreme Court		
New Hampshire	All other trial courts	Supreme Court and Superior Court			
New Jersey			All courts		
North Carolina					Supreme Court
Puerto Rico	All courts				
Rhode Island					Supreme Court
South Carolina	All trial courts but Magistrate Court				
South Dakota	Circuit Court				
Utah	All but Supreme Court and Juvenile Court				
Vermont	All courts				
Wisconsin	Supreme Court				

among courts and states of the volume of cases per judge, the number of trials per judge, the time to process criminal cases, or the relative increases in case filings can be useful for specific courts. As previously discussed, careful examination must be made of the variations in court organization, jurisdiction, and definitions.

Continuing development of the series

The Annual Report series is an evolving product. It is anticipated that additions and refinements will be made to successive volumes in the series. Between 1975 and 1976, the amount of data contained in the report was greatly increased by the inclusion of data from all special and limited jurisdiction courts. This trend continued in 1977 and 1978.

It is important to the long-term improvement of the statistical series that these early volumes in the series be circulated widely enough to encourage reader/user ideas and commentary, and that they be used as a vehicle for developing solutions to problems encountered during the statistical series production process. As each successive volume is published, the NCSP can consider the feedback subsequently received from users of the documents, thereby further enhancing succeeding volumes. During this process, the availability to future researchers of successive-year data compilations will preserve complete time series information. The drawbacks occasioned by limitations in data currently available are greatly outweighed by the importance of having data available for all years in the continuing statistical series.

The type and depth of analysis considered by the NCSP to be meaningful, given the quality and completeness of the data, have been outlined above.

More analysis could be performed on the 1977 data than on the 1975 or 1976 data. Still more extensive changes are made in 1978 and will be included in succeeding volumes of the annual report series to improve its analytical potential. As more is learned about the quality of the data, more specific suggestions will be given for their proper use, along with warnings to help avoid their abuse. Each year the text of the report will be revised, progressively improving its readability.

In order to improve the quality of data contained in future volumes of the Annual Report series, the NCSP staff and COSCA CSIS Committee will consider the feasibility of conducting audits of selected data from particular courts. It is anticipated that the combination of these "mini-audits" and technical assistance (the latter by NCSP and State Judicial Information Systems (SJIS) project staff to states requesting an assessment of and assistance in improving their statistical report systems) will systematically improve the validity and reliability of the data contained in the Annual Report series.

As states gradually increase the quantity and quality of data available to the NCSP, the problems presently caused by the incomplete nature of the data will decrease. Progressive improvements should be apparent to the reader of successive volumes in the series.

Future analysis will not only describe court systems as they exist at the present time, but also will predict where they are going. The purpose will be to identify existing or developing problems and suggest solutions. Research proposed by the NCSP is not anticipated to be exhaustive, but will concentrate on those questions considered to be of greatest interest and importance to the courts and research communities.

Dynamics of improvement

Ideas and suggestions for improvement of this state court caseload statistical series have come from many sources, and have provided the creative stimulus needed to assess current NCSP efforts constructively and to map future directions.

Continuation of evolutionary improvement in this statistical series rests, ultimately, upon the ability of the NCSP to maintain a productive dialogue and flow of ideas among the producer-compilers of the annual report, its data sources, and its end users. Much improvement in state court statistics has already been achieved, but much remains to be done.

Because of their importance and potential impact for improving the national statistical series on caseloads, the Model Annual Report and Model Statistical Dictionary need to be briefly described.

During compilation of the NCSP State of the Art and the 1975 Annual Report, a staggering classification problem resulted from the multitude of terms being used by the states to report their caseloads. The need for both a model annual report and a statistical dictionary of terms for court usage became obvious. In response, an effort was launched during the 1976 Annual Report production cycle to develop these documents. They are to be used as tools to assist the states in improving their statistics. Such improvement should eventually be reflected in future annual reports.

The State Court Model Annual Report is a flexible working outline of critically needed, basic management data that should, as a minimum, be included in state court annual reports. The model identifies the kinds of data and the types of display needed for caseload and other management. The State Court Model Statistical Dictionary is a companion document which provides a common terminology, definition, and usage for reporting civil, criminal, traffic, juvenile, and appellate caseload inventory as presented in the model annual report. The classification structure and definitions serve as models of preferred terminology and meanings for purposes of statewide and national comparison. The structure in the first edition of the dictionary covers those data elements essential for classifying court caseload inventory and manner of disposition.

Both of these documents must be viewed as a logical first step in promoting comparable court statistics. They were not available to states in time to affect their reporting systems or the national-level 1976 annual report, and will not affect state production of data for the 1977 through 1979 annual reports (because states have already completed the collection of data for these years). Even so, some effects will be noticeable in each succeeding national-level annual report.

Future versions of the model annual report and model statistical dictionary will consider development of finer levels of detail, expansion of the classification structure, and addition of other significant information.

The State Court Organization, 1980 is also related to the annual report in that it contains the types of organizational information most often sought by court administrators and researchers.

The NCSP technical assistance effort also is interwoven with the annual report national statistical series. This is accomplished by helping states adopt the suggestions in the model annual report and model statistical dictionary and by proactive identification of particular state systems that could benefit from technical assistance directed at helping resolve existing methodological problems of classification structure, terminology, definition of local data-reporting procedures, and data handling/transformation procedures. To the extent that such technical assistance suggestions are adopted, individual states directly benefit and the annual report national statistical series indirectly benefits.

The process of building toward meaningful statistics takes time. Concurrent with expanding and refining the annual report national statistical series, the NCSP effort must encourage movement toward quality and precision in state court statistics. The necessarily long-term nature of this evolutionary process will contribute greatly to year-to-year improvements and enhancements of the statistical series. Given the complexity of the problems being faced, building toward comparability, quality assurance, and appropriate detail is a necessary incremental process. It is in this light that the NCSP presents the data and analysis contained in the Annual Report, 1978.

Part I 1978 State court caseload summary statistics

Part I 1978 State court caseload summary statistics

The summary tables in Part I display the 1978 caseload of appellate courts and trial courts for the 50 states, the District of Columbia, Guam, and Puerto Rico.

Measures of analysis used on summary tables

Several devices are used in the summary tables for analyzing the caseload data. The measures selected for use in the tables vary according to the data being analyzed. A brief explanation of each measure and its use in describing the court's caseload will be given.

Disposed as a percent of filed. This measure represents the percent of the number of filed cases that the court was able to dispose. The percent is computed by dividing the number of cases filed by the number disposed and then multiplying by one hundred. A percent over one hundred indicates that the court disposed more cases than were filed, thus reducing pending caseload. A percent significantly less than one hundred indicates that the court is not keeping up with the volume of cases being filed. This measure was not computed if the number of cases filed was less than ten or if the quantity of missing data (indicated by "i" or "p" footnotes) made it inappropriate.

End pending as a percent of filed. This figure gives the percent of the number of filed cases that were pending at the end of the year. This measure is computed by dividing the number of cases pending at the end of the year by the number of cases filed and then multiplying by one hundred. A value of one hundred percent indicates that the number of cases pending at the end of the year was equal to the number of cases filed during the year. A value higher than one hundred percent indicates a pending caseload larger than cases filed, while a value lower than one hundred percent indicates a pending caseload smaller than the number of cases filed. We expect this number to be low for case types such as traffic that have relatively quick disposition times, but it will be larger for torts and other case types that usually take longer to process. This percent was not computed if the number of cases filed was less than ten or if the quantity of missing data (indicated by "i" or "p" footnotes) made it inappropriate.

Number change in pending caseload. This number gives the net increase or decrease in pending caseload for the court year by subtracting the number of cases pending at the beginning of the year from the number of cases pending at the end of the year. An alternative to this calculation, subtracting the number disposed from the number filed, was used when pending data were not available or incomplete. When this alternate formula was used, the resulting number was enclosed in parentheses. A positive

number indicates that the pending caseload increased during the year while a negative number indicates that the pending caseload was reduced in size. Thus, a large negative change in pending indicates that the court is keeping the caseload current, while a large positive change in pending would indicate that the court has not kept pace with its filings.

Percent change in pending caseload. This percentage indicates the change in pending cases relative to the number of cases pending at the beginning of the year, and is obtained by dividing the number change in pending caseload by the number of cases pending at the beginning of the year and then multiplying by one hundred. (This figure cannot be calculated if the alternative formula described above was used to calculate the number change in the pending caseload.) A high negative percent indicates that the court reduced its pending caseload significantly, while a high positive percent indicates that the pending caseload increased significantly. This measure was not computed if the number of beginning pending cases was less than ten or if the jurisdiction of the court changed significantly during the year.

Filed per unit of population. The unit of state population used on all court caseload charts is 100,000. This measure compensates for variations in state population and gives a more realistic basis for comparison of caseloads among states of various sizes. If the number of filings was not available or was not complete (indicated by an "i" footnote) but the number of dispositions was available, the number of cases disposed per unit of population was entered in this column in place of the number of cases filed per population unit, and the use of this alternative quantity was indicated by enclosing it in parentheses. Population figures used in the criminal tables represent the 18-year-old-plus state population. The number under 18 was used for the juvenile tables. If all other factors (court jurisdiction, case definition, etc.) are similar, the filed per unit of population statistic will permit direct comparisons among states of the number of filed cases. For civil cases in trial courts, this measure will indicate, among other things, the propensity to litigate among the citizens in a given state.

Disposed and end pending per unit of population. These measures are displayed in appellate court tables, with 100,000 as the unit of population. If all other factors (court jurisdiction, discretionary jurisdiction, case definition, etc.) are similar, the disposed and end pending per 100,000 population statistics permit direct comparisons among states of the number of disposed and end pending cases.

Filed and disposed per judge. These measures are displayed in appellate court tables. If all

other factors (court jurisdiction, discretionary jurisdiction, case definition, panels in the court, etc.) are similar, these measures will permit comparison of caseload per judge.

The necessity for caution when making any comparisons among states must be repeated. This warning holds true especially for comparisons using any of the above measures.

Appellate court summary statistics

In this section, tables are presented to show the caseload and caseflow of appellate courts in 1977. Appellate courts are subdivided into courts of last resort (the final court of appeal within a particular state) and intermediate appellate courts (courts whose primary work is the disposition of initial appeals received from trial courts of general jurisdiction or administrative agencies, and whose decisions are usually subject to appeal or review by a court of last resort within a given state). For purposes of data presentation in some tables, the courts of last resort have been divided further into courts of last resort in states with intermediate appellate courts and courts of last resort in states without intermediate appellate courts. All appellate courts reported at least some caseload data.

Data presented in the following tables were compiled from all data that were available, both in annual reports and in unpublished data provided by individual appellate court clerks and state court administrators. Therefore, these data cannot be found in published annual reports alone. The sources of data from each court are shown in the individual court profiles in Part II and in Appendix A.

Three factors prevent comparability from state to state of these appellate court caseload data. These are variations in court jurisdiction, variations in case classification, and variations in the way cases are counted.

Major variation from state to state in court jurisdiction among appellate courts results from the kind and amount of discretionary jurisdiction over initial appeals granted to courts of last resort and to intermediate appellate courts. States having both levels of appellate courts generally direct the more difficult appeals to the court of last resort, but these are not necessarily the same types of cases in every state. Similarly, trial courts of general jurisdiction in some states have incidental appellate jurisdiction. These courts may receive a large portion of the initial appeals, while other states that do not assign appellate jurisdiction to general jurisdiction courts will have all of their appeals heard in the appellate courts. In these states the appellate courts will have a much higher filing rate, but not necessarily more workload than in those states where appeals are heard in general jurisdiction courts.

These differences in appellate jurisdiction mean that the types of appellate cases will vary from state to state and that the types of issues presented will also vary in complexity. For example, criminal appeals may require less judge time than civil appeals, but the proportion of criminal appeals heard in any level of court is not the same in all states. Another example is found in the number of original jurisdiction cases. The number of and time consumed by these cases is affected by

several variables, including whether or not state statutes require that collateral attacks on criminal convictions be filed originally in the trial court or in the appellate court.

Another variation in appellate court jurisdiction is in the amount of discretion in jurisdiction granted to the court. The amount of time needed to decide whether or not to hear a discretionary appeal is usually much less than the time required to hear a mandatory appeal case. The ordinary appeal of right, however, is generally less complex to decide than an appeal allowed after the exercise of discretionary jurisdiction. These variations in jurisdiction make caseload comparisons among appellate courts extremely difficult.

The second major variation in appellate court data arises in the classification of cases. The types of actions included as filings may involve time spans that vary from a few minutes to several months of judge time. Original jurisdiction cases and requests for leave to appeal generally require less judge time than appeals, while appeals of right are less complex and less time-consuming than appeals allowed through discretionary jurisdiction. Many of the problems in comparability result from the various ways in which courts classify these different types of cases. Some courts report only total filings with no indication as to the types of cases included or the proportion of the caseload each type accounts for. Other courts report only what they have designated as appeals. Still other courts classify all types of cases by case category. Often definitions are not given for the case categories. The types of cases classified as appeals present a difficult problem. Requests for bail pending appeal, requests for delayed appeal, and petitions to stay the lower court ruling pending appeal generally are not considered appeals, but are counted as such in some courts. The appeals caseload will be inflated in these states. Comparison of appellate caseload is difficult because of these kinds of variations in the classification of the cases being counted.

The final variation in appellate court case data results from differences in when cases are counted and how they are counted. Some courts count cases as soon as the notice of appeal is filed while others count them at a later event, such as the filing of the record or the filing of the appellant's brief. The latter method will exclude those cases that are withdrawn before the counting point. Courts may inflate or deflate their caseload by the way they count appeals of criminal convictions for two or more defendants, by whether cross appeals are counted as separate cases, and by the way they count appeals granted through discretionary jurisdiction. Courts with discretionary jurisdiction sometimes report the total number of cases filed without distinguishing between mandatory and discretionary jurisdiction cases; or they separate mandatory and discretionary cases filed but do not indicate the number of requests for discretionary review granted; or they provide separate data for mandatory cases, discretionary jurisdiction granted, and discretionary jurisdiction denied; or they combine mandatory jurisdiction cases and cases accepted for review, but report separately the total number of petitions for review filed, resulting in double counting of granted petitions for review.

In trying to deal with these many variations in case data, the National Court Statistics Project

has presented as much information as possible about the caseload. The jurisdiction of each court is outlined briefly in the court system chart for each state located in Part II of this report. Also presented in each court statistical profile in Part II is any available information about case category classification or how and when cases are counted. Because the deciding of appeals is the primary function of the appellate courts, data on appeals should be separated from data on procedural matters. Unfortunately, data on appeals were not reported by states in sufficient detail to separate all appellate caseloads into categories. In the detailed caseload tables (Tables 3 and 4) appeals have been distinguished from original proceedings, requests to appeal, and sentence review only cases, for courts of last resort and for intermediate ap-

pellate courts whenever such data were available. Even so, the significant differences in the definition and classification of cases in appellate courts have led the NCSP staff to define appellate caseload to include as 'cases' any appeal, any original proceeding, any request to appeal, or any sentence review only case.

The appellate tables that follow (Numbers 1 through 13) are sequenced from the presentation of general data to more specific analytical tables. The tables present general caseload, various analyses of caseload, civil and criminal break-downs, and time-to-disposition of appeals. The two tables (Tables 12 and 13) present 10-year trends in filings for those states reporting total caseload data for 5 or more years, as well as the number and percent change in filings for these courts.

TABLE 1: Reported and estimated national caseload for courts of last resort, intermediate appellate courts, and all appellate courts, 1978.
Estimated cases per judge and per 100,000 population

Reported and estimated caseload	Beginning pending	Filed	Disposed	End pending
All appellate courts				
Reported cases.....	51,318	145,998	132,795	55,831
Number of states reporting complete data.....	32	41	44	33
Percent of population represented by complete data	43%	68%	76%	44%
Estimated national totals.....		149,500	146,000	
Courts of last resort				
Reported cases.....	18,654	53,657	50,792	21,028
Number of states reporting complete data.....	34	42	55	35
Percent of population represented by complete data	51%	66%	80%	52%
Percent of variance explained (R ²).....		98%	98%	
Estimated national totals.....		57,000	54,000	
Intermediate appellate courts				
Reported cases.....	32,664	92,341	82,003	34,803
Number of states reporting complete data.....	19	25	25	19
Percent of population represented by complete data	52%	84%	91%	52%
Percent of variance explained (R ²).....		99%	99%	
Estimated national totals.....		92,500	92,000	
Estimated cases per judge				
All appellate courts.....		172	168	
Courts of last resort.....		165	156	
Intermediate appellate courts.....		178	177	
Estimated cases per 100,000 population				
All appellate courts.....		67	66	
Courts of last resort.....		25	24	
Intermediate appellate courts.....		51	50	

Note: The only data included in this table are those from the 50 states and the District of Columbia. Data from Puerto Rico are not included in this table. For inclusion on this table, a case is any appeal, any original proceeding, or any request to appeal. To ascertain the states that reported data in any category, refer to Table 2.

Reported cases:

The reported cases figures contain all data reported for any appellate court in the 50 states and the District of Columbia, whether or not the data were complete. These figures are different from those given on Tables 2, 3, and 4 since total figures reported on those tables include complete data only, and include the Supreme Court of Puerto Rico.

Number of states reporting complete data:

The number of states that reported complete data for that type of court, that is, data that did not have footnotes "i" or "p" attached. All 50 states and the District of Columbia have courts of last resort. Only 27 states had intermediate appellate courts during 1978.

Percent of population represented:

State population figures used for all appellate courts and courts of last resort are from the revised 1978 Bureau of Census estimates and total 222,093,000 for the 50 states and the District of Columbia. Bureau of Census estimates for the population in the 27 states with intermediate appellate courts in 1978 totaled 182,216,000. The percent of population represented for each caseload category is based on the appropriate total population figure.

Estimated national totals:

Estimated national totals for 1978 are the cumulative totals of all reported data that were complete plus the estimated data for each state not reporting complete data. The procedure used to estimate incomplete or missing data is discussed in Appendix A of this volume.

Estimated cases per judge:

There were 867 judges assigned to appellate courts in 1978: 346 in courts of last resort, and 521 in intermediate appellate courts. The estimated number of cases in each of the categories was divided by the number of judges serving that level of court.

Estimated cases per 100,000 population:

Estimated cases per 100,000 population were calculated by dividing the estimated national totals by the appropriate population figure, 222,093 for all appellate courts and courts of last resort, and 182,216 for intermediate appellate courts.

South Carolina.....	264	714	684	294	30	11	--	--	--	--	--	264	714	684	294	1	0	5	--	3,041			
South Dakota.....	315	279	(31) ^e	331	(31) ^e	263	-52	-17	--	--	--	315	279	331	263	1	0	5	--	689			
Tennessee--STATE TOTAL.....		813	(82) ^e	871	(82) ^e		(-58)		1,424	1,558		(-134)		2,237	2,429		1	2	5	18	4,462		
Court of Appeals	--	--	--	--	--	--	--	--	730	800		(-70)		--	--		1	1	--	9	--		
Court of Criminal Appeals.....	--	--	--	--	--	--	--	--	694	758		(-64)		--	--		1	--	--	9	--		
Texas--STATE TOTAL.....	2,197	5,942	(2041) ^e	5,192	(234) ^e	2,918	721	33	1,080	2,172	1,948	1,304	224	21	3,277	8,114	7,140	4,222	2	1	18	51	13,498
Supreme Court	258	1,070	(87) ^e	1,115	(117) ^e	184	-74	-29	--	--	--	--	--	--	--	--	--	--	--	--	9	--	--
Court of Criminal Appeals.....	1,939	4,872	(117) ^e	4,077	(117) ^e	2,734	795	41	--	--	--	--	--	--	--	--	--	--	--	--	9	--	--
Utah.....		625		635 ¹			(-10)		--	--	--	--	--	--	--	--	1	0	5	--	1,364		
Vermont.....	289	359		358		292	3	1	--	--	--	--	--	--	--	--	1	0	5	--	498		
Virginia.....	748	1,846	(237) ^e	1,931	(237) ^e	775	27	4	--	--	--	--	--	748	1,846	1,931	775	1	0	7	--	5,284	
Washington.....	411	654		734		331	-80	-19	2,275	2,093	2,073	2,295	20	1	2,686	2,747	2,807	2,626	1	1	9	16	3,886
West Virginia.....	61	713	(257) ^e	740	(182) ^e	109	48	79	--	--	--	--	--	61	713	740	109	1	0	5	--	1,920	
Wisconsin.....	742	913 ¹		838		972	230	31	--	--	--	--	--	742	913 ¹	838	972	1	0	7	--	4,631	
Wyoming.....	122	157		147		132	10	8	--	--	--	--	--	122	157	147	132	1	0	5	--	431	
Reported national totals*....	15,749	44,188		46,430		17,649			27,501	74,050	82,003	29,280		29,647	121,108	129,381	32,665	54	31	353	521	225,208	
Number states reporting*....	35	43		46		36			19	25	25	19		33	42	45	34						
Percent of population represented*	52%	71%		80%		53%			52%	84%	91%	52%		44%	68%	76%	45%						

Note: For inclusion on this table, a case is defined as any appeal, original proceeding, request to appeal, or sentence review only case. All available data are entered in the table and all appropriate calculations are included. Blank spaces indicate that either the data are not available or the calculations were not appropriate. Numbers in parentheses, representing the number of requests to appeal that were granted, were not included in any of the calculations.

-- = Not applicable.

Judge Information:

Alabama--Court of Criminal Appeals--In addition to its regular judges, this court also has three supernumerary judges assigned to it.

New York--Appellate Divisions of the Supreme Court--This court also had 11 justices and 9 certified retired justices temporarily assigned to it during 1978.

^eCases are not included in the total to avoid double counting:

A request to appeal granted is not counted as a disposed request to appeal or as a filed appeal. It is counted as a disposition only when the resulting is disposed. The numbers of requests to appeal granted are the numbers appearing in parentheses. These data were not included in the data when the case loads of all appellate courts were combined for the set of columns headed "all appellate courts," or in any of the other calculations included in the table.

¹Data are not complete:

California--Court of last resort--Total filed and disposed figures do not include all original proceedings cases.

Intermediate appellate court--Pending data do not include original jurisdiction cases.

Connecticut--Court of last resort--Pending and filed data do not include requests to appeal cases.

Indiana--Court of last resort--The number of criminal petitions to transfer granted was not available, and is therefore not included in the totals.

Kansas--Court of last resort--No beginning pending or filed data were available for requests to appeal cases.

Massachusetts--Court of last resort--The only data that were available for this court were the number of appeals filed.

Nebraska--Court of last resort--Data do not include request to appeal cases.

New Jersey--Court of last resort--Pending and filed data do not include all requests to appeal cases.

New York--Court of last resort--Filing data available for request to appeal cases were incomplete.

Appellate Divisions of the Supreme Court--Filing data available for original proceedings were incomplete.

North Carolina--Court of last resort--Pending data do not include requests to appeal.

North Dakota--Court of last resort--Beginning pending figures do not include writs requesting original jurisdiction cases. Filed and end pending figures do not include original jurisdiction, advisory opinion, or request to appeal cases. Disposed figure does not include original jurisdiction, advisory opinion, or request to appeal cases other than writs requesting original jurisdiction.

Pennsylvania--Court of last resort--The only disposition data available were the number of requests to appeal granted.

Intermediate appellate courts--Data reported include only appeals from both courts and original proceedings from the Commonwealth Court.

Utah--Court of last resort--Cases disposed includes only cases disposed by opinion or dismissed.

Wisconsin--Total cases filed do not include requests to appeal cases filed.

^JExplanation of data included in this category:

Kentucky--Court of last resort--Total cases disposed include 13 cases transferred to the Court of Appeals.

^KAdditional information:

Iowa--Intermediate appellate court--The figure given as the number of cases filed is the number cases transferred to this court by the Iowa Supreme Court. All appellate cases are filed in the Supreme Court, which transfers some of those cases to the Court of Appeals for disposition. These cases are counted twice in the "all appellate courts" filed column.

Maryland--The court of last resort also reviewed 63 bar admittance matters.

Oregon--Intermediate appellate court--In 1978, the court heard oral arguments for 1,635 cases, and an additional 199 cases were submitted to the court on the record and attorney's briefs.

^PData were not available for all courts in the state.

^{*}Reported national totals:

The reported national totals include only data for states reporting data in the caseflow category for all courts in the state. Not included in these national totals are incomplete data indicated by an "i" or "p" footnote.

Number of states reporting:

Reported cases for courts of last resort and "all appellate courts" are from the 50 states, the District of Columbia, and Puerto Rico. Reported cases for intermediate appellate courts are from the 27 states with intermediate appellate courts.

Percent of population represented:

State populations used for courts of last resort and "all appellate courts" are the revised 1978 Bureau of Census estimates and total 225,208,000 for the 50 states, the District of Columbia, and Puerto Rico. Population for the 27 states with intermediate appellate courts totals 182,216,000. The percent of population represented for each caseflow category is based on these total population figures.

Virginia--Supreme Court.....	136	70	542	748	(237) ^a	X	X	1,846 (237) ^a	230	271	1,430 (237) ^a	1,931 (237) ^a	192	114	469	775
Washington--Supreme Court.....	224	7	180	411	183	10	461	654	231	12	491	734	176	5	150	331
West Virginia--Supreme Court of Appeals..	15	X	43	61	0 (257) ^a	371	337	713 (257) ^a	201	371	163 (182) ^a	740 (182) ^a	71	X	35	109
Wisconsin--Supreme Court.....	747	0	0	742	895	6		913 ¹	668	98	62	838	972	0	0	972
Wyoming--Supreme Court.....	X	X	NH	122	147	10	NH	157	X	X	NH	147	X	X	NH	132
Reported national totals*.....	6,624	294	1,668	81	15,749	18,845	3,916	18,338	111	44,599	17,520	4,851	19,632	121	46,886	7,028
Number of states reporting*.....	25	19	13	2	35	44	34	22	2	43	37	30	30	4	46	24
Percent of population represented*.....	34%	23%	29%	52%	84%	54%	58%	71%	78%	66%	73%	80%	33%	28%	30%	53%

Note: For inclusion on this table, a case is defined as any appeal, original proceeding, request to appeal, or sentence review only case.
All available data are entered in the table. Blank spaces indicate that the data are not available.
Number in parentheses, representing the number of requests to appeal that were granted, were not included in any of the calculations.

NH = This case type is not handled in this court.
X = The data for this case type are known to be included in the total but were not available by category.

^aCases are not included in the total to avoid double counting:
A request to appeal granted is not counted as a disposed request to appeal or as a filed appeal. It is counted as a disposition only when the resulting appeal is disposed. The numbers of requests to appeal granted are the figures appearing in parentheses. These numbers were not included in any of the calculations.

¹Data are not complete:
California--Total original proceedings filed and disposed include miscellaneous matters only.
Connecticut--Total cases pending and filed include appeals only.
Indiana--The number of criminal petitions to transfer granted was not available, and is therefore not included in the total appeals filed, total cases filed, requests to appeal disposed, or total cases disposed.
Iowa--Total appeals pending data do not include civil appeals, postconviction remedy cases, or appeals of administrative agency cases.
Kansas--Total cases beginning pending and filed do not include requests to appeal.
Nebraska--Total cases data include appeals and original jurisdiction cases only.
New Jersey--Not all requests to appeal are included in the pending and filed data. Dispositions are complete.
New York--Filing data do not include all requests to appeal. Dispositions are complete as reported.
North Carolina--Pending data reported include data do not include all requests to appeal.
North Dakota--Beginning pending figure for total cases does not include writs requesting original jurisdiction cases. Filed and end pending total case figures do not include original jurisdiction, advisory opinion, or request to appeal cases. Disposed total case figure does not include original jurisdiction cases, advisory opinion cases, or request to appeal cases other than writs requesting original jurisdiction. Filed and disposed original proceeding figures do not include original jurisdiction or advisory opinion cases.

Oklahoma--Total cases pending do not include certiorari cases pending.
Utah--Total cases disposed include only those cases disposed by opinion or dismissed.
Wisconsin--Total cases filed figure does not include requests to appeal cases.
Explanation of data included in the category:
California--The figure given for the number of appeals disposed represents the number of opinions written during the year.
Colorado--Total cases filed includes two requests for stay pending appeal that were filed during the time period.
Delaware--Appeals data reported also include original applications, advisory opinions, and certifications.
Kansas--Appeals filed include ten civil and agency and eight criminal appeals transferred from the Court of Appeals.
Michigan--A few original jurisdiction cases are included with the appeal and request to appeal figures.
Nebraska--The few original jurisdiction cases that the court handles are included in with the appeals figures.
South Dakota--The appeals figure filed included reinstated cases.
^kAdditional matters:
Maryland--The Court of Appeals also reviewed 63 bar admittance matters.

^{*}Reported national totals:
The reported national totals included only data for states reporting data in the caseload category for all courts in the state. Only complete data were included in the national totals. Figures marked with an "I" footnote were not included; those marked with a "J" were included. The numbers of request to appeal granted that appear in parentheses were not included in the totals to avoid double counting (see footnote "a").
Number of states reporting:
Reported cases for appeals and total cases are from the 50 states, the District of Columbia, and Puerto Rico. Reported cases from original proceedings and requests to appeal are from the 50 states and 49 states handling original proceedings and request to appeal, respectively.
Percent of population represented:
State populations used are the revised Bureau of Census estimates and total 225,208,000 from the 50 states, the District of Columbia, and Puerto Rico. The total population is 215,460 for the 50 states handling original proceedings and 218,305 for the 47 states handling requests to appeal.

TABLE 4: Detailed category caseload for intermediate appellate courts, 1978. Appeals, original proceedings, requests to appeal, and total cases. Reported national totals with number of states reporting and percent of population represented

Table with 5 columns: State and court title, Beginning pending, Filed, Disposed, and End pending. Each column has sub-columns for Appeals, Original proceedings, Requests to appeal, and Total. Rows include state totals and individual court data for 48 states.

Note: For inclusion on this table, a case is defined as any appeal, original proceeding, request to appeal or sentence review only case. All available data are entered in the table. Blank spaces indicate that the data are not available. NH = This case type is not handled in this court. X = The data for this case type are known to be included in the total but were not available by category.

*Reported national totals: The reported national totals include only data for states reporting data in the caseflow category for all courts in the state. Incomplete data from California, Pennsylvania, and New York were not included in these national totals.

TABLE 5: Caseload for courts of last resort in states with intermediate appellate courts, 1978. State population. Disposed and end pending as a percent of filed. Number and percent change in pending. Filed and disposed per judge. Filed, disposed, and end pending per 100,000 population

Table with 15 columns: State and court title, State population in thousands, Number of Judges, Beginning pending, Filed, Disposed, End pending, As percent of filed, Change in pending, Per Judge, and Per 100,000 population. Rows include state totals and individual court data for 48 states.

Note: For inclusion on this table, a case is defined as any appeal, original proceeding, request to appeal, or sentence review only case. All available data are entered in the table and all appropriate calculations are included. Blank spaces indicate that either the data are not available or the calculations were not appropriate.

Additional information: Both Oklahoma and Texas have two courts of last resort. The Supreme Court hears only civil matters; the Court of Criminal Appeals hears all criminal matters. Both also have an intermediate appellate court that hears only civil matters.

TABLE 6: Caseload for courts of last resort in states without intermediate appellate courts, 1978. State population. Disposed and end pending as a percent of filed. Number and percent change in pending. Filed and disposed per judge. Filed, disposed, and end pending per 100,000 population

Table with 17 columns: State and court title, State population in thousands, Number of judges, Beginning pending, Filed, Disposed, End pending, As percent of filed (Disposed, End pending), Change in pending (Number, Percent), Per judge (Filed, Disposed), Per 100,000 population (Filed, Disposed, End pending).

Note: For inclusion on this table, a case is defined as any appeal, original proceeding, request to appeal, or sentence review only case. All available data are entered in the table and all appropriate calculations are included. Blank spaces indicate that either the data are not available or the calculations were not appropriate. Numbers in parentheses, representing the number of requests to appeal that were granted, were not included in the calculations.

Cases are not included in the total to avoid double counting: A request to appeal granted is not counted as a disposed request to appeal or as a filed appeal. It is counted as a disposition only when the resulting appeal is disposed. The numbers of requests to appeal granted are the numbers appearing in parentheses in the table. These numbers were not included in any of the calculations in the table. Data are not complete: Connecticut--Pending and filing data do not include requests to appeal. Disposition data are complete. Minnesota--Disposed figure does not include data for any requests to appeal that were denied. Nebraska--Data reported include appeals and original jurisdiction cases only. No data for request to appeal cases are given. North Dakota--Beginning pending figure does not include writs requesting original jurisdiction cases. Filed and end pending figures do not include original jurisdiction, advisory opinion, or request to appeal cases. Disposed figure does not include original jurisdiction cases, advisory opinion cases, or request to appeal cases other than writs requesting original jurisdiction. Utah--Cases disposed only includes those cases disposed by opinion or dismissed. Wisconsin--Total cases filed figure does include requests to appeal cases.

TABLE 7: Caseload for intermediate appellate courts, 1978. State population. Disposed and end pending as a percent of filed. Number and percent change in pending. Filed and disposed per judge. Filed, disposed, and end pending per 100,000 population

Table with 17 columns: State and court title, State population in thousands, Number of judges, Beginning pending, Filed, Disposed, End pending, As percent of filed (Dis-posed, End pending), Change in pending (Number, Percent), Per Judge (Filed, Disposed), Per 100,000 population (Filed, Dis-posed, End pending).

Note: For inclusion on this table, a case is defined as any appeal, original proceeding, request to appeal, or sentence review only case. All available data are entered in the table and all appropriate calculations are included. Blank spaces indicate that either the data are not available or the calculations were not appropriate. Numbers appearing in parentheses, representing the number of requests to appeal that were granted, were not included in the calculations.

-- = Not applicable. Court jurisdiction: The Louisiana Courts of Appeal, Oklahoma Court of Appeals, Tennessee Court of Appeals, and Texas Court of Civil Appeals have jurisdiction over civil cases only. The Commonwealth Court of Pennsylvania handles cases involving officials or officers of the Commonwealth of Pennsylvania only. Other intermediate appellate cases are heard in the Superior Court. Cases are not included in the total to avoid double counting: A request to appeal granted is not counted as a disposed request to appeal or as a filed appeal. It is counted as a disposition only when the resulting appeal is disposed. The numbers of requests to appeal granted are the numbers appearing in parentheses in the table. These numbers are not included in the calculated figures. Data are not complete: California--Total cases pending do not include original proceedings. New York--Appellate Divisions of the Supreme Court--Total cases filed do not include all original jurisdiction cases. Additional information: Iowa--The figure given as filed is the number of cases transferred to this court by the Iowa Supreme Court. All appellate cases in Iowa are initially filed with the Supreme Court. It retains some of them, and transfers some to the Court of Appeals for disposition. Oregon--In 1978, the court heard oral arguments for 1,635 cases, and an additional 199 cases were submitted to the court the record and attorney's briefs.

Tennessee--Supreme Court.....						X	X	X	X	813 (82) ^o	X	X	X	X	871 (82) ^o					
Texas--STATE TOTAL.....	X	1,904	216	35	2,197	23 (68) ^o	3,138 (117) ^o	1,043	1,734	5,942 (204) ^o	104	2,652	991	1,425 (117) ^o	5,192 (234) ^o	X	2,507	152	227	2,918
Supreme Court.....	X	NH	216	NH	258	23 (68) ^o	NH	1,043	NH	1,070 (87) ^o	104	NH	991	NH	1,115 (117) ^o	X	NH	152	NH	184
Court of Criminal Appeals.....	NH	1,904	NH	35	1,939	NH	3,138 (117) ^o	NH	1,734	4,872 (117) ^o	NH	2,652	NH	1,425 (117) ^o	4,077 (117) ^o	NH	2,507	NH	227	2,734
Utah--Supreme Court.....						356	131			625	X	X		635 ^l						
Vermont--Supreme Court.....	X	X			289	271	65			359	263	73		358		X	X			292
Virginia--Supreme Court.....	X	X	228	300	748	(170) ^o	(67) ^o	X	X	1,846 (237) ^o	X	X	444 ^l (170) ^o	858 ^l (67) ^o	1,931 (237) ^o	X	X	177	277	775
Washington--Supreme Court.....	182	42	69	68	411	129	54	177	160	654	181	50	171	185 ^o	734	130	46	58	60	331
West Virginia--Supreme Court of Appeal	X	X	X	X	61	X	X	X	X	713 (257) ^o	X	X	X	X	740 (182) ^o	X	X	X	X	109
Wisconsin--Supreme Court.....	572	170	0	0	742	673	222			913 ^l	527	141	X	X	838	720	252	0	0	972
Wyoming--Supreme Court.....	X	X	NH	NH	122	107	40	NH	NH	157	X	X	NH	NH	147	X	X	NH	NH	132

Note: For inclusion on this table, a case is defined as any appeal, original proceeding, request to appeal, or sentence review only case. Total cases pending, filed, and disposed include original proceedings and sentence review only as well as all appeals and all requests to appeal. All available data are entered in the table. Blank spaces indicate that the data are not available.

NH = This case type is not handled in this court.

X = The data for this case type are known to be included in the total, but were not available by category.

-- = Not applicable.

^oCases are not included in the total to avoid double counting:

A request to appeal granted is not counted as a disposed request to appeal or as a filed appeal.

It is counted as a disposition only when the resulting appeal is disposed. The numbers of requests to appeal granted are the figures appearing in parentheses in this table.

^lData are not complete:

California--Total cases filed and disposed do not include all original proceedings.

Connecticut--Total cases pending and filed do not include requests to appeal.

Indiana--The number of criminal requests to appeal granted is not available.

Kansas--No beginning pending or filed data were available for request to appeal cases.

Massachusetts--The only data provided for this court are the number of appeals filed.

Minnesota--The number of requests to appeal denied are not known and therefore are not included in the disposed data.

Mississippi--Data given for civil and criminal appeals disposed do not include cases disposed by dismissal. There were an additional 146 appeals dismissed that could not be identified by case type.

Nebraska--No data were available for request to appeal cases.

New Jersey--Filing and pending totals do not include all request to appeal cases.

New Mexico--Appeals filed data do not include three cases that were reinstated during the time period but could not be identified by casetype.

New York--Total cases filed do not include civil requests to appeal. Data given for requests to appeal disposed do not include 601 cases denied review that could not be identified by case type.

North Carolina--Pending data do not include requests to appeal.

North Dakota--Beginning pending total cases figure does not include writs requesting original jurisdiction cases. Filed and pending total cases figures do not include original jurisdiction, advisory opinion, or request to appeal cases. Disposed figure does not include original jurisdiction cases, advisory opinion cases, or request to appeal cases other than writs requesting original jurisdiction.

Oklahoma--Supreme Court--Total cases pending figures do not include civil request to appeal cases.

Utah--Total cases disposed only includes cases disposed by opinion or dismissal.

Virginia--Requests to appeal disposed do not include 58 cases that were withdrawn but could be identified by case type.

Wisconsin--Total cases filed figure does not include requests to appeal cases.

^lExplanation of data included in the category:

District of Columbia--Filings reported for civil and criminal appeals include civil and criminal requests to appeal in addition to appeals.

Kansas--Appeals filed included 10 civil and agency and 8 criminal appeals transferred from the Court of Appeals.

Kentucky--Total cases disposed include 13 cases transferred to the Court of Appeals.

Minnesota--Some agency appeals are included in the number of civil appeals disposed.

Nebraska--Appeals data include a few original proceedings cases in addition to appeals.

Nevada--Included in the criminal appeals filed figure are 341 pretrial habeas corpus appeals.

Texas--Supreme Court--Figures given for civil appeals pending also include habeas corpus and mandamus cases.

^oAdditional information:

Maryland--The Court of Appeals also reviewed 63 bar admittance matters.

Mississippi--Commissioners handled 101 out of the 656 cases disposed on the merits.

TABLE 9: Caseload for appeals and requests to appeal (civil and criminal) and total cases for intermediate appellate courts, 1978

State and court title	Beginning pending				Filed				Disposed				End pending							
	Appeals		Requests to appeal		Appeals		Requests to appeal		Appeals		Requests to appeal		Appeals		Requests to appeal					
	Civil	Criminal	Civil	Criminal	Civil	Criminal	Civil	Criminal	Civil	Criminal	Civil	Criminal	Civil	Criminal	Civil	Criminal				
Alabama--STATE TOTAL.....	140	548J	(J)	688	361	912	(J)	1,273	346	838	(J)	1,184	155	622	(J)	777				
Court of Civil Appeals.....	140	NH	NH	140	361	NH	NH	361	346	NH	NH	346	155	NH	NH	155				
Court of Criminal Appeals.....	NH	548J	NH	(J)	548	NH	912	(J)	912	NH	838	(J)	838	NH	622	(J)	622			
Arizona--Court of Appeals.....	596	708	NH	NH	1,528	697	952	NH	NH	2,183	674	1,012	NH	NH	2,229	619	648	NH	NH	1,482
California--Courts of Appeal.....	2,597	2,566	NH	NH	5,163	3,518	3,947	NH	NH	12,337	4,483	4,100	NH	NH	13,211	2,895	2,628	NH	NH	5,523
Colorado--Court of Appeals.....	X	X		884	718	319		1,119	X	X		1,001	X	X		1,002				
Florida--District Court of Appeal.....					X	X	X	X	9,563	X	X	X	X	9,692						
Georgia--Court of Appeals.....	0	0	0	0	0	X	X	X	2,000											
Illinois--Appellate Court.....	1,832	2,081	NH	NH	3,913	2,102	2,309	NH	NH	4,411	2,164	2,308	NH	NH	4,472	1,770	2,082	NH	NH	3,852
Indiana--Court of Appeals.....	X	X		752	436	426		896	X	X		847	X	X		801				
Iowa--Court of Appeals.....	70J	22J	NH	NH	92	245J	125J	NH	NH	370	239	112	NH	NH	384	48J	30J	NH	NH	78
Kansas--Court of Appeals.....	292	93		385	602	190		792	336	129		465	558	154		712				
Kentucky--Court of Appeals.....	892	228	X	X	1,141	1,189	305	X	X	1,571	1,340	317	X	X	1,736	741	216	X	X	976
Louisiana--Court of Appeal.....	X	NH	NH	909	2,042	NH	NH	2,386	2,068	NH	NH	2,378	X	NH	NH	917				
Maryland--Court of Special Appeals.....	84	69	0	0	153	X(6) ^o	X(14) ^o	X	X	1,644(21) ^o	744	709	X(6) ^o	X(14) ^o	1,685(21) ^o	68	44	0	0	112
Massachusetts--Appeals Court.....					X	X		1,050	X	X		1,020								
Michigan--Court of Appeals.....					X	X	X	X	5,248	X	X	X	X	4,937						
Missouri--Court of Appeals.....	1,244	675	X	X	1,966	1,207	688	X	X	2,255	1,141	688	X	X	2,118	1,312	741	X	X	2,103
New Jersey--Appellate Division of Superior Court.....	X	X	X	X	5,736	2,197	1,775	X	X	6,098	X	X	X	X	5,610	X	X	X	X	6,224
New Mexico--Court of Appeals.....	X	X		218	210	299		539	X	X		463	X	X		294				
New York--STATE TOTAL.....					X	X		10,599	X	X		11,034								
Appellate Division of the Supreme Court.....					X	X		8,384	X	X		9,213								
Appellate Terms of the Supreme Court.....					X	X		2,215	X	X		1,821								
North Carolina--Court of Appeals.....					697	477	X	X	1,525	546	489	X	X	1,446						
Ohio--Court of Appeals.....	2,578	1,827	NH	NH	4,628	4,365	2,568	NH	NH	7,546	4,148	2,595	NH	NH	7,366	2,776	1,800	NH	NH	4,789
Oklahoma--Court of Appeals.....	129	NH	NH	NH	129	449	NH	NH	449	462	NH	NH	NH	462	116	NH	NH	NH	NH	116
Oregon--Court of Appeals.....	X	X	NH	NH	1,024	980	1,417	NH	NH	3,106	X	X	NH	NH	2,684	X	X	NH	NH	1,446
Pennsylvania--STATE TOTAL.....					X	X		7,692	X	X		4,495								
Superior Court.....					X	X		4,495	X	X		3,197								
Commonwealth Court.....					X	X		3,197	X	X		1,298								
Tennessee--STATE TOTAL.....					730	685		1,424	800	X		1,550								
Court of Appeals.....		NH	NH	NH	730	NH	NH	730	800	NH	NH	800		NH	NH					
Court of Criminal Appeals.....	NH	NH	NH	NH	694	NH	NH	694	NH	X	NH	758	NH	NH	NH					
Texas--Court of Civil Appeals.....	1,080	NH	NH	NH	1,080	2,172	NH	NH	2,172	1,948	NH	NH	1,948	1,304	NH	NH	NH	NH	NH	1,304
Washington--Court of Appeals.....	1,244	884	X	X	2,275	1,122	694	X	X	2,093	1,145	625	X	X	2,073	1,221	955	X	X	2,295

Note: For inclusion on this table, a case is defined as any appeal, original proceeding, request to appeal, or sentence review only case. Total cases pending, filed, and disposed include original proceedings and sentence review only cases as well as all appeals and all requests to appeal. All available data are entered in the table. Blank spaces indicate that the data are not available.

NH = This case type is not handled in this court.
 X = The data for this case type are known to be included in the total, but were not available by category.

^oCases are not included in the total to avoid double counting:
 A request to appeal granted is not counted as a disposed request to appeal or as a filed appeal. It is counted as a disposition only when the resulting appeal is disposed.
¹Data are not complete.
 California--Total cases pending do not include original proceedings.

New York--Appellate Division of the Supreme Court--Total cases filed do not include all original proceedings.
 Pennsylvania--Data reported include only appeals from both courts and original proceedings from the Commonwealth Courts.
 Explanation of data included in the category:
 Alabama--Court of Criminal Appeals--Appeals figure includes notice of appeal cases as well as appeals.
 Iowa--Civil appeals filed and pending include administrative law and postconviction relief cases. Criminal appeals filed and pending include sentence review only cases.

TABLE 10: Opinions reported by appellate courts, 1978. Courts reporting dispositions by opinion. Number and percent of cases disposed by opinion, by case type. Total cases disposed by opinion, total cases disposed, and number of justices/judges

Table with columns: State and court level, Civil appeals, Criminal appeals, Agency appeals, Juvenile appeals, Post-conviction appeals, Total appeals. Sub-headers include: Number, % of category disposed of by opinion. Rows list various state courts like Alabama, Arizona, California, etc.

Table with columns: Original proceedings, Requests to appeal, Sentence review only. Sub-headers include: Number, % of category disposed of by opinion, Total cases disposed of by opinions, Total Dispositions, Number of Justices/Judges, Number of cases disposed of by opinion as percent of dispositions, Number of cases disposed of by opinion per Judge, Number of opinions per Judge. Rows list various state courts like Alabama, Arizona, California, etc.

(continued on next page)

TABLE 10: Opinions reported by appellate courts, 1978. (continued)

State and court level	Cases disposed of by opinion						Total appeals	
	Civil appeals		Criminal appeals		Agency appeals	Juvenile appeals		Post-conviction appeals
	Number	% of category disposed of by opinion	Number	% of category disposed of by opinion	Number	Number		Number
Intermediate appellate courts								
Alabama--Supreme Court.....							381	
Arizona--Supreme Court.....	35	67	68	63			104	
California--Supreme Court.....	56	97	32	100			88	
Colorado--Supreme Court.....								
Florida--Supreme Court.....								
Georgia--Supreme Court.....								
Illinois--Supreme Court.....								
Indiana--Supreme Court.....							262	
Iowa--Supreme Court ^m	245 ^j	30	103 ^j	22	(j)			
Kansas--Supreme Court.....	X		162	92	X		266	
Kentucky--Supreme Court.....								
Louisiana--Supreme Court.....							422	
Massachusetts--Supreme Judicial Court.....								
Maryland--Court of Appeals.....								
Michigan--Supreme Court.....								
Missouri--Supreme Court.....	84	62	25	52			109	
New Jersey--Supreme Court ^m							151 ^m	
New Mexico--Supreme Court ^m								
New York--Court of Appeals.....								
North Carolina--Supreme Court.....	55		79				134	
Oregon--Supreme Court.....								
Pennsylvania--Supreme Court.....								
Texas--Supreme Court.....			NH					
Washington--Supreme Court.....	125	69	25	50			150	

Note: All available data are included in the table. Blank spaces indicate that data were not available. A case was classified as disposed by opinion if it was so classified by the state annual reports, e.g., a listing of "per curiam" would only be classified as an opinion, if it was listed, "per curiam opinion." The data do not include dissenting or concurring opinions.

NH = This case type is not handled in this court.
 X = The data for this case type are known to be included in the total but were not available by category.

Judge Information:

- Alabama--Court of Criminal Appeals--There are three supernumerary judges also assigned to this court.
- California--Court of Appeal--Although there were 56 judges allocated originally, there were 57.5 full-time judge equivalents.
- Illinois--Appellate Court--Three retired and five circuit judges also served by assignment during 1978.
- Mississippi--Twenty-eight trial judges served as temporary commissioners between Aug. 1, 1976 and Dec. 31, 1978.
- Missouri--Supreme Court--Four commissioners also served the Court.
- New York--Appellate Divisions of the Supreme Court--Eleven justices and nine certified retired judges were temporarily assigned to this Court.
- Oregon--Supreme Court--Although there were seven judges allocated originally, there were 7.5 full-time judge equivalents during 1978.
- Oregon--Court of Appeals--Although there were 10 judges allocated originally, there were actually 9.5 full-time judge equivalents during 1978.
- Texas--Courts of Civil Appeals--Nine new judges were added on December 1, 1978.
- Washington--Supreme Court--In addition, one commissioner serves the Supreme Court.

Data are not complete:

- Alabama--Court of Criminal Appeals--Data do not include petitions disposed of in the clerk's office at the direction of the court.
- Nebraska--Requests to appeal are not included in disposition data.
- North Dakota--Data do not include certiorari requests to appeal, advisory opinions, or original jurisdiction cases.

Explanation of data included in the category:

Idaho--Civil appeals include juvenile appeals. Criminal appeals include postconviction remedy cases.

Original Proceedings	Requests to Appeal	Sentence Review Only	Total Cases Disposed of by Opinions		Number of Justices/Judges	Number of cases disposed of by opinion as percent of dispositions	Number of cases disposed of by opinion per Judge	Number of opinions per Judge
			Number	% of category disposed of by opinion				
56	6		381	667	9	57	42.3	
42	6		160	1,065	5	15	32.0	
			130	3,706	7	4	18.6	
			322	893	7	36	46.0	
			482	2,494	7	19	68.9	
			760	1,530	7	50	108.6	
13	22		195	1,246	7	16	27.9	
9	100	(j)	275	507	5	54	55.0	
5	31		357 ^m	1,445	9	25	39.7	(39.7) ^m
			271	402	7	67	38.7	
			227	736	7	31	32.4	
10	18		432	2,645	7	16	61.7	
			296		7		42.3	
			130 ^j	570	7	23 ^j	18.6 ^j	
			96	1,487	7	6	13.7	
			109	676	7 ^c	16	15.6 ^c	
20 ^m	30		171 ^m	1,078	7	16	24.4	(21.3) ^m
			219 ^m	626	5	35	43.8	(36.0) ^m
			175	3,298	7	5	25.0	
			134	487	7	28	19.1	
			264	811	7,5 ^c	33	35.2 ^c	
			384		7		54.9	
			97	1,115	9	9	10.8	
11	92	83	244	734	9 ^c	33	27.1 ^c	

- Minnesota--Agency Appeals data include requests to appeal.
 - Iowa--Supreme Court--Civil appeals include agency appeals and postconviction remedy appeals. Criminal appeals include sentence review only cases.
 - Kentucky--Court of Appeals--Of the figures given, 805 civil and 188 criminal appeals, and the original proceedings were "unpublished" opinions.
 - Maryland--Court of Appeals--Sixteen of the 130 opinions were "unreported."
 - Mississippi--Of the 656 opinions, 90 were "unpublished."
 - North Carolina--Court of Appeals--Civil appeals include agency appeals.
 - Washington--Court of Appeals--Of the figures given, 291 civil, 295 criminal, and 14 other cases were unpublished opinions.
- Categories for disposition type or trial data:**
- Alaska--There were 237 actual opinions published in 1978.
 - California--Courts of Appeal--There were 5,959 majority opinions and "by the court" majority opinions that disposed of 6,093 cases.
 - Idaho--157 cases were disposed of by 157 majority or per curiam opinions.
 - Illinois--Appellate Court--The 2,087 cases were disposed of by 1,940 majority and per curiam opinions.
 - Indiana--Court of Appeals--The 833 cases were disposed of by 833 opinions.
 - Iowa--Supreme Court--The 357 opinions covered 357 cases.
 - New Jersey--Supreme Court--These cases resulted in 149 majority and per curiam opinions.
 - Appellate Division of Superior Court--The 3,032 cases resulted in 2,900 opinions.
 - New Mexico--Supreme Court--The 219 cases resulted in 180 written opinions.
 - South Dakota--The 244 cases were disposed of by 203 opinions.
 - Wyoming--Supreme Court--These 105 cases were closed by 97 opinions.

TABLE 13: Number and percent change in filed cases year to year and for 10-year period for appellate courts, 1969-1978. Appellate courts reporting five or more years of cases filed data

Table with columns: State and court title, 1969 to 1970, 1970 to 1971, 1971 to 1972, 1972 to 1973, 1973 to 1974, 1974 to 1975, 1975 to 1976, 1976 to 1977, 1977 to 1978, 1969 to 1978. Rows include Courts of last resort (e.g., Arizona-Supreme Court) and Intermediate appellate courts (e.g., Arizona-Court of Appeals).

Note: For inclusion on this table a case is defined as any appeal, any original proceeding, or any request to appeal. Requests to appeal are counted when originally filed and are not counted again if granted. The numbers correspond to the numbers not in parentheses in the remainder of the report. All available data are entered in the table and all appropriate calculations are included. Blank spaces indicate that the data are not available or the calculations were not appropriate.

- = Not applicable.

*Indicates the year the intermediate appellate court began operation.

Data are not complete:

- California-Supreme Court--Data do not include attorney disciplinary cases.
District of Columbia--Court of Appeals--Data given include only appeals filed.
Idaho-Supreme Court--Data given include only appeals filed.
Maryland--Court of Appeals and Court of Special Appeals--Data given include only direct and discretionary appeals filed.
Mississippi--Supreme Court--Data given include only appeals filed.
Missouri--Court of Appeals--Data given include only appeals filed.
Nebraska-Supreme Court--Data given include only appeals filed.
New Jersey--Supreme Court--Data given include only direct and discretionary appeals filed.

- Tennessee--Supreme Court--Data given include only appeals filed.
Wisconsin--Supreme Court--Data given include only appeals, original actions, and disciplinary cases filed.
Explanation of data included in the category:
Missouri--Supreme Court--Data given include all cases and other proceedings filed with the court.
Ohio--Supreme Court--Data given include all cases filed with the court and requests to appeal granted. As a result, the requests to appeal granted are counted twice in this tally--once when they were filed as requests to appeal, and again when they were granted and became discretionary appeals.
Rhode Island--Supreme Court--Data given include all cases and other proceedings filed with the court.
Additional information:
Delaware--Supreme Court--The figure given for the 1977 court year covers the calendar year. All other data given for this court are based on the fiscal year.

Trial court summary statistics

This section contains tables that display the 1978 statistical data from the trial courts. The data cannot be found in published annual reports alone. All published annual reports and other available documents from the 50 states, the District of Columbia, Guam, and Puerto Rico were used. Unpublished data provided by state court administrators or other officials were also used.

In this 1978 Annual Report the number of states with trial court data displayed has increased from 44 states and the District of Columbia in 1975, to 49 states, the District of Columbia, Guam, and Puerto Rico in 1977 and 1978. The number of courts displayed has increased greatly over 1975. The major reason for the increase has been the addition of statistics from limited jurisdiction courts. Court systems that contributed to the 1975 Annual Report have provided more data as state court administrators have become aware of the NCSP data needs. Several states that submitted no data for the 1975 report have since changed or improved their data systems to the extent that they now provide data for the national statistical series.

Trial court data received from states are generally more detailed and easier to interpret than appellate court data. However, some very specific problems prevent comparisons of the data presented in this report. These problems are (1) the lack of uniform case classifications; (2) lack of uniform ways of counting cases; (3) the lack of complete data reported by the courts; (4) questions relating to the validity of data collected, both published and unpublished; and (5) variations in the subject matter jurisdiction of the courts.

The first problem in comparing data available from trial courts is the lack of uniformity in case classification and unit of case count. Both the case categories and the data classified in the case categories vary from state to state. Under the case category of "law," for example, one state may use the term "civil judgment," another "civil complaint," and still another may report the case as "money judgment." This makes consolidation of these categories difficult. The lack of uniformity in unit of case count causes difficulty in comparison of caseload (see Figures A and B). Units of counting criminal cases may be informations, indictments, or complaints; the number of defendants; or even the number of charges. Civil cases may be counted at the filing of a complaint, at note of issue, or at the time placed on the calendar.

The second problem in comparing data available from trial courts is the lack of complete statistics. Some states report only total caseload. Others report individual case categories, but omit breakdowns within certain categories to show what is included within, for example, domestic relations, estate, or mental health. This omission

presents a problem in interstate comparisons. In addition, there are states that are not consistent in their reporting of data. The general jurisdiction court, for example, may give detailed category breakdowns, whereas the limited jurisdiction court may report only total civil, criminal, and juvenile cases, or not report at all.

The third problem relates to questions of validity of the data collected, both published and unpublished. One of the major factors in data validity is the chance of human error. Many elements (hidden data, transposition of figures, double counting of cases, manner used to verify data) contribute to the scope of this problem. Although many verification techniques have been implemented by state court administrators and by the National Court Statistics Project staff to keep errors to a minimum, the reader should understand that a verification process does not guarantee absolute accuracy.

The final problem is variation in the subject matter jurisdiction of the courts. In 1978, four states, Illinois, Idaho, Iowa, and South Dakota, in the District of Columbia, and in Guam, handled all types of cases in general jurisdiction courts.

In other states, such as Florida and New Jersey, general jurisdiction courts process only major criminal cases and major civil actions, while other civil and criminal cases are handled by limited jurisdiction courts. Limited jurisdiction courts were added to this series in 1976 in order to present a complete picture of the trial court caseload. The 1978 state statistical profiles in Part II show that the number and types of trial courts vary from state to state. This difference in court structure must be kept in mind while examining the data in this document.

The reader should note two other factors before reviewing the trial court tables. The first: only states reporting data that could be displayed in specific case category tables (i.e., felony, real property rights, status offenses, etc.) were included in such tables. For the sake of clarity, those states that did not report such data were not listed. When data were not reported by every court in the state handling the case type, the data that were reported have been footnoted as being incomplete (footnote "p") in order to provide the reader with an indicator of incomplete data when comparing caseloads. This information will help determine whether caseloads can be compared between states or courts.

The following tables are sequenced from a general overview (national caseload totals for courts) to the more specific caseload detail (civil, criminal, traffic, and juvenile case categories and caseload).

TABLE 14: Reported national caseload (civil, criminal, traffic, juvenile, and total) in general jurisdiction, limited jurisdiction, and all trial courts, 1978. Estimated civil, criminal, juvenile, traffic, and total cases filed and disposed in all trial courts

Reported and estimated caseload	Beginning		End	
	pending	Filed	Disposed	pending
Civil				
All trial courts:				
Reported cases.....	3,623,580	11,372,589	9,533,286	3,912,102
Number of states reporting complete data.....	5	21	15	6
Percent of population represented by complete data.....	9%	52%	44%	10%
Percent of variance explained (R ²).....		93%	98%	
Estimated national totals.....		13,000,000	11,900,000	
General Jurisdiction courts:				
Reported cases.....	2,806,989	5,084,556	4,450,458	2,951,563
Number of states reporting complete data.....	25	43	33	25
Percent of population represented by complete data.....	45%	82%	72%	45%
Limited Jurisdiction courts:				
Reported cases.....	816,591	6,288,033	5,082,828	960,539
Number of states reporting complete data (44 states handle civil cases in limited jurisdiction courts).....	6	16	13	6
Percent of population represented by complete data (198,506,000 is the population in the 44 states).....	16%	47%	44%	16%
Criminal				
All trial courts:				
Reported cases.....	1,128,360	8,804,329	7,001,344	1,263,247
Number of states reporting complete data.....	7	17	15	7
Percent of adult population represented by complete data (154,806,000 is the total adult population).....	7%	38%	34%	7%
Percent of variance explained (R ²).....		90%	99%	
Estimated national totals.....		13,700,000	12,200,000	
General Jurisdiction courts:				
Reported cases.....	598,495	2,020,918	1,763,886	652,165
Number of states reporting complete data.....	29	45	40	29
Percent of adult population represented by complete data.....	45%	86%	79%	45%
Limited Jurisdiction courts:				
Reported cases.....	529,865	6,783,411	5,237,458	611,082
Number of states reporting complete data (46 states handle criminal cases in limited jurisdiction courts).....	4	13	9	4
Percent of adult population represented by complete data (143,237,000 is the adult population in the 46 states).....	5%	33%	27%	5%
Traffic				
All trial courts:				
Reported cases.....	1,185,983	51,019,573	40,233,014	1,419,311
Number of states reporting complete data.....	7	18	15	7
Percent of population represented by complete data.....	7%	39%	35%	7%
Percent of variance explained (R ²).....		93%	99%	
Estimated national totals.....		57,500,000	51,000,000	
General Jurisdiction courts:				
Reported cases.....	124,977	7,516,108	5,101,053	148,174
Number of states reporting complete data (15 states handle traffic cases in general jurisdiction courts).....	7	13	10	7
Percent of population represented by complete data (53,191,000 is the population in the 15 states).....	28%	82%	62%	28%
Limited Jurisdiction courts:				
Reported cases.....	1,061,006	43,503,465	35,131,961	1,270,637
Number of states reporting complete data (46 states handle traffic cases in limited jurisdiction courts).....	4	13	10	4
Percent of population represented (205,470,000 is the population in the 46 states).....	5%	34%	25%	5%
Juvenile				
All trial courts:				
Reported cases.....	145,498	1,262,414	1,063,848	143,687
Number of states reporting complete data.....	16	35	24	16
Percent of juvenile population represented by complete data (64,260,000 is total juvenile population).....	33%	65%	53%	33%
Percent of variance explained (R ²).....		71%	85%	
Estimated national totals.....		1,450,000	1,380,000	
General Jurisdiction courts:				
Reported cases.....	92,687	709,077	611,975	102,138
Number of states reporting complete data (31 states handle juvenile cases in general jurisdiction courts).....	13	24	18	13
Percent of juvenile population represented by complete data (39,323,000 is the juvenile population in the 31 states).....	45%	76%	67%	45%
Limited Jurisdiction courts:				
Reported cases.....	52,811	553,337	451,873	41,549
Number of states reporting complete data (28 states handle juvenile cases in limited jurisdiction courts).....	5	15	11	5
Percent of juvenile population represented by complete data (36,609,000 is the juvenile population in the 28 states).....	17%	43%	35%	17%

(continued on next page)

Reported and estimated caseload	Beginning		End	
	pending	Filed	Disposed	pending
Total				
All trial courts:				
Reported cases.....	6,2716,271,588	73,530,552	59,29,012	6,953,264
Number of states reporting complete data.....	2	14	10	2
Percent of population represented by complete data.....	<1%	31%	27%	<1%
Estimated national totals.....				
General Jurisdiction courts:				
Reported cases.....	3,719,893	15,421,511	12,122,827	3,963,738
Number of states reporting complete data.....	20	41	33	20
Percent of population represented by complete data.....	31%	77%	67%	31%
Limited Jurisdiction courts:				
Reported cases.....	2,551,695	58,133,663	47,086,185	2,989,526
Number of states reporting complete data (46 states have limited jurisdiction courts).....	1	12	8	1
Percent of population represented by complete data (205,470,000 is the population in the 46 states).....	<1%	31%	27%	<1%

Note: The only data included in this table are those from the 50 states and the District of Columbia. Data from Puerto Rico and Guam are not included in this table. To ascertain the states that reported data in any category, refer to Table 15 for general jurisdiction courts and Table 16 for limited jurisdiction courts.

Reported cases:

The reported cases totals for all trial courts, general jurisdiction courts, and for limited jurisdiction courts include all data reported by any court in each state, whether or not the data were complete.

Number of states reporting complete data:

The number of states whose total for the particular category was complete, that is, did not have footnotes "i" or "p" attached.

Percent of population represented by complete data:

State population figures used are the revised 1978 Bureau of the Census estimates and total 222,093,000 for the 50 states and the District of Columbia.

Estimated national totals:

Estimated national totals are the cumulative totals of all reported state total data that were complete plus the estimated data for each state for whom complete figures were not available. The procedure used to estimate incomplete and missing data is discussed in Appendix A of this volume.

Percent of variance explained:

The R² statistic gives the percent of the variation in the reported caseload that is explained by the variation of the independent variable used in predictive equation.

Each of the predictive equations had an associated R² that was statistically significant, in that, the p value for each of the R² was less than .01. A significance level of p<.01 indicates that a result of this magnitude will occur by chance less than one time in one hundred, i.e., that, were there no relationship between the independent and dependent variables we would find this large an R² value less than one out of every hundred times, due only to chance.

TABLE 15: Reported general jurisdiction caseload, 1978. Civil, criminal, traffic, juvenile, and total cases, with state population and number of judges

Table with columns: State and court title, Beginning pending (Civil, Criminal, Traffic, Juvenile, Total), Filed (Civil, Criminal, Traffic, Juvenile, Total), and State population (in thousands) and Number of Judges. Rows include states like Alabama, Alaska, Arizona, Arkansas, California, Colorado, Connecticut, Delaware, Florida, Georgia, Hawaii, Idaho, Illinois, Indiana, Iowa, Kansas, Kentucky, Louisiana, Maine, Maryland, Massachusetts, Michigan, Minnesota, Mississippi, Missouri, Montana, Nebraska, Nevada, New Hampshire, New Jersey, and New Mexico.

Table with columns: Disposed (Civil, Criminal, Traffic, Juvenile, Total), End pending (Civil, Criminal, Traffic, Juvenile, Total), and State population (in thousands) and Number of Judges. This table continues the data from the previous page, showing the disposition and ending pending cases for each state.

(continued on next page)

TABLE 16: Reported limited jurisdiction caseload, 1978. Civil, criminal, traffic, juvenile, and total cases, with state population and number of judges

Table with columns: State and court title, Beginning pending (Civil, Criminal, Traffic, Juvenile, Total), Filed (Civil, Criminal, Traffic, Juvenile, Total), Population in thousands, and Number of judges. Includes rows for Alabama, Alaska, Arizona, Arkansas, California, Colorado, Connecticut, Delaware, Florida, Georgia, Hawaii, Indiana, Iowa, Kansas, Kentucky, Louisiana, Maine, Maryland, Massachusetts, Michigan, Minnesota, Missouri, Montana, Nebraska, Nevada, New Hampshire, New Jersey, New York, North Carolina, North Dakota, Ohio, Oklahoma, Oregon, Pennsylvania, Rhode Island, South Carolina, South Dakota, Tennessee, Texas, Utah, Vermont, Virginia, Washington, Wisconsin, Wyoming, and District of Columbia.

Table with columns: Disposed (Civil, Criminal, Traffic, Juvenile, Total), End pending (Civil, Criminal, Traffic, Juvenile, Total), Population in thousands, and Number of judges. Includes rows for Alaska, Arizona, Arkansas, California, Colorado, Connecticut, Delaware, Florida, Georgia, Hawaii, Indiana, Iowa, Kansas, Kentucky, Louisiana, Maine, Maryland, Massachusetts, Michigan, Minnesota, Missouri, Montana, Nebraska, Nevada, New Hampshire, New Jersey, New York, North Carolina, North Dakota, Ohio, Oklahoma, Oregon, Pennsylvania, Rhode Island, South Carolina, South Dakota, Tennessee, Texas, Utah, Vermont, Virginia, Washington, Wisconsin, Wyoming, and District of Columbia.

(Footnotes at end of table; continued on next page.)

TABLE 16: Reported limited jurisdiction caseload, 1978. (continued)

Table with columns: State and court title, Beginning pending (Civil, Criminal, Traffic, Juvenile, Total), Filed (Civil, Criminal, Traffic, Juvenile, Total). Rows include Oregon, Pennsylvania, Puerto Rico, Rhode Island, South Carolina, Tennessee, Texas, Utah, Vermont, Virginia, Washington, West Virginia, Wisconsin, Wyoming.

Note: All available data are included in the table. Blank spaces indicate that the data are unavailable. NH = This case type is not handled in this court. X = The data for this case type are known to be included in the total but were not available by category. -- = Not applicable. Data are not complete: Alabama--District Court--No data were available for the number of juvenile cases filed, disposed, or pending at the end of the year.

Table with columns: Disposed (Civil, Criminal, Traffic, Juvenile, Total), End pending (Civil, Criminal, Traffic, Juvenile, Total), Population in thousands, Number of judges. Rows include various courts across different states with associated population and judge counts.

Delaware--Court of Common Pleas--Civil filings do not include six months of name change data for one court location. Family Court--The only data available for beginning pending and dispositions were marriage dissolution cases. Filing and end pending data are complete. Alderman's Court--No data were available for one court location; another reported all data except for 6 months of civil figures.

State and court title	Civil cases filed													Total civil
	Law	Tort	Contract	Small claims	Real property rights	Equity	Domestic relations	Estate	Mental health	Appeal	Extraordinary writ	Other civil		
Oklahoma--District Court.....		7,062	21,924	77,798	8,163		39,644	13,904	2,620	1,051	1,526	7,328	181,020	
Oregon--STATE TOTAL.....	X			NH		X	29,336	6,527	3,773	138			60,700	
Circuit Court.....	X			NH		X	29,336	6,527	3,773				60,562	
Tax Court.....	X			NH		X				138			138	
Pennsylvania--Court of Common Pleas.....							110,870	19,616	9,025				186,106	
Puerto Rico--Superior Court.....	2,152	3,564	445	NH	8,093	NH	32,101		NH	265 ¹	1,108	46,623	94,351	
Rhode Island--Superior Court.....				NH				NH	NH	505		6,290	6,795	
South Carolina--Circuit Court.....													28,300	
*South Dakota--Circuit Court.....								4,486 ¹					4,486 ¹	
Tennessee--STATE TOTAL.....		10,457	7,327	NH	2,777		47,265	1,639	939	11,264	1,053	3,188	85,909	
Circuit Court.....		9,686	2,614	NH	920		25,979	83	301	8,217	315	1,263	49,378	
Law and Equity Court.....		326	265	NH	111		2,372	209	63	334	30	198	3,868	
Chancery Court.....		445	4,448	NH	1,746		18,914	1,347	575	2,713	708	1,767	32,663	
Texas--District Court and Criminal District Court ¹		16,580 ¹		NH			151,602 ¹			28,167 ¹	5,354 ¹	94,424 ¹	286,127 ¹	
Utah--District Court.....		872		NH	141		10,371	3,426	870	217	652	11,993	28,542	
Vermont--Superior Court.....	3,335			NH			3,194	NH	NH	332 ¹	31		6,892	
Virginia--Circuit Court.....	24,383				950	11,835	32,190			NH	2,617		71,975	
Washington--Superior Court.....		6,882	21,679	NH	3,468		4,805	13,539	3,334	549		9,690	103,946	
West Virginia--Circuit Court.....							1,235		905	495		34,407	37,042	
Wisconsin--Circuit Court and County Court.....		18,584		64,925	2,593		40,946	27,551	2,997	942	240	29,628	188,406	
Wyoming--District Court.....				NH				2,190				9,393	11,583	

Note: All available data were entered in the table. Blank spaces indicate that the data are not available.

X = The data for this casetype are known to be included in the total but were not available by category.
NH = This casetype is not handled by this case.

*These states have a single-tier trial court. These courts have no limited jurisdiction courts under them, so included in their caseload are cases that would be heard by limited jurisdiction courts elsewhere.

¹Data are not complete:

Arizona--Total civil figure does not include adoption data from Maricopa County.
Kansas--Total estate and total civil figures do not include other estate cases.
Michigan--Circuit Court--Data were missing for courts located in the following counties: Clinton, Hillsdale, Jackson, Livingston, Oakland, Osceola and Wayne.
Mississippi--Circuit Court and Chancery Court--No data were received from the court in Tishomingo County, District 1, for the months of November and December.
Nevada--Data are available for only one court district--the Second District (Washoe County). This county contains 25 percent of the total state population.
Puerto Rico--Data reported do not include a separate figure for appeal of trial court cases. These cases are included by category with other civil data.
South Dakota--Data are not included for cases heard by the lawyer magistrates or lay magistrates/clerks of this court.
Texas--Data reported in this table are based on less than the total number of monthly reports possible. The reporting rate was ninety-eight percent. No reports were received from Culberson, Freestone, Kendall, Robertson, or Upton during the 1978 court year.
²Explanation of data included in the category:
Alabama--Other civil figures include law, auto tort, and civil appeals cases.
Arizona--Filings include cases transferred in. Data included in the law category are tort, contract, eminent domain, unclassified civil, real property rights, and appeal cases including civil appeals.
Arkansas--Appeal data are included in the figure given for law cases.
California--Domestic relations includes annulment, divorce, and separate maintenance cases.

Colorado--District Court, and Denver Superior and Probate Courts--Tort personal injury motor vehicle cases include related property damage; extraordinary writs cases include habeas corpus and other remedial writs, injunctions, etc.

Water Court--Data reported include original and post-judgment actions filed. Cases involving springs, waste waters, etc.

Delaware--Other civil cases in the Court of Chancery include the categories of contract, real property rights, and equity.

Hawaii--Circuit Court--Mental health cases are included with domestic relations data. Other civil includes supplemental proceedings on criminal as well as civil cases.

Idaho--District Court--Some appeals may include some juvenile appeals.

Illinois--Data reported include cases that have been reinstated and transferred in and transferred out of the court's jurisdiction. Postjudgment and post-termination matters are not included.

Iowa--Data reported include cases handled by the clerk.

Kansas--All filings include original actions and retrials/reinstatements.

Law Chapter 61 cases are limited actions which include the categories of auto tort, professional tort, product liability tort, other tort, contract, small claims, real estate and personal property (real property rights), tax appeals and workmen's compensation (appeals of administrative agency case), and K.S.A. 60-1507 and habeas corpus (extraordinary writ).

Montana--Domestic relations cases include marriage dissolution, invalid marriage, legal separation, URESA (outgoing and incoming), and paternity. Estate cases include formal and informal probate, supervised probate, guardianship, conservatorship, and trust. Mental health cases include mentally ill and inebriation (commitments).

Other civil cases include personal injury, property damage, condemnation, lien, foreclosure, eviction, partition, quiet title, agreement suits, injunctions, declaratory judgments, certificate of amount due, warrant of distraint, abstract of judgment, transcript of judgment, mandamus, habeas corpus, habitual traffic offender, note, wage claim, amount due, unlawful detainer, zoning, taxes, and water rights.

Nebraska--Filed figures include the number of reopened cases placed before the District Court.

North Carolina--Data include estate and special proceeding cases that are disposed by the clerks of the court.

Vermont--Appeals include criminal appeals as well as some habeas corpus and postconviction remedy cases.

TABLE 20: Composition of civil case dispositions in general jurisdiction courts, 1978. State and court. Civil case categories

Table with 15 columns: State and court title, Law, Tort, Contract, Small claims, Real property rights, Equity, Domestic relations, Estate, Mental health, Appeal, Extraordinary writ, Other civil, Total civil. Rows include Alabama, Alaska, Arizona, Arkansas, California, Colorado, Connecticut, Delaware, Florida, Georgia, Hawaii, Idaho, Illinois, Indiana, Iowa, Kansas, Kentucky, Louisiana, Maine, Maryland, Massachusetts, Michigan, Minnesota, Mississippi, Missouri, Montana, Nebraska, Nevada, New Hampshire, New Jersey, New Mexico, New York, North Carolina, North Dakota, Ohio, Oklahoma.

Table with 15 columns: State and court title, Law, Tort, Contract, Small claims, Real property rights, Equity, Domestic relations, Estate, Mental health, Appeal, Extraordinary writ, Other civil, Total civil. Rows include Oregon, Alaska, Pennsylvania, Puerto Rico, Rhode Island, South Carolina, South Dakota, Tennessee, Texas, Utah, Vermont, Virginia, Washington, West Virginia, Wisconsin, Wyoming.

Note: All available data are entered in the table. Blank spaces indicate that the data are not available. X = The data for this casetype are known to be included in the total. NH = This casetype is not handled by the court.

*These states have a single-tier trial court. These courts have no limited jurisdiction courts under them, so included in their caseload are cases that would be heard by limited jurisdiction courts elsewhere. Data are not complete: Arizona-Adoption, domestic relations and total civil cases disposed do not include adoption data for Maricopa County. Arkansas-Chancery and Probate Court-Domestic relations disposed does not include adoptions. Estate disposed does not include guardianship/conservatorship/trusteeship or other estate cases. Total civil disposed does not include any of these categories or mental health. Colorado-District Court and Denver Superior, Juvenile, and Probate Courts-The only disposition data that could be identified were for mental health cases. No other data are included in the figures reported for this court. Georgia-Disposition data are given for only those cases filed between July 1, 1977 and June 30, 1978 that were either disposed during 1978 or still pending at the end of the year. Cases filed before this date have not been entered into the computerized information system so data on them are not available. Iowa-Estate and total civil disposed do not include guardianship/conservatorship/trusteeship cases. Kansas-Domestic relations cases do not include adoptions. Total civil figures do not include small claims, adoption, or mental health cases. Michigan-Circuit Court-There were no data available for Jackson County. Nevada-Data are available for only one district-the Second District (Washoe County). This county contains 25 percent of the total state population. New Jersey-Domestic relations cases disposed does not include contested adoption cases. These data are included in the total. North Dakota-Domestic relations and total civil disposed figures do not include cases involving termination of parental rights. Oregon-Circuit Court-Figures do not include adoption cases. Puerto Rico-Data do not include appeal of trial court cases. These cases are included by category with other civil data. South Dakota-Data are not included for cases heard by the lawyer magistrates or lay magistrate/clerks of this court. Texas-Data reported in this table are based on less than the total possible number of monthly reports. The reporting rate was ninety-eight percent. No reports were received from Culberson, Freestone, Kendall, Robertson, or Upton during the 1978 court year. Washington-No data were available on the number of mental health cases disposed. Wyoming-Disposition data do not include cases filed before 1974. Explanation of data included in the category: Alabama-Other civil includes law, auto tort, and civil appeals cases. Arizona-Dispositions include cases transferred out. Data included in the law category are tort, contract, real property rights, and appeal cases. Arkansas-Circuit Court-Law includes civil appeals (trial de novo) that could not be separated from the total. California-Domestic relations includes annulment, divorce, and separate maintenance cases. Colorado-Water Court-Data given include cases involving springs, waste waters, etc. Delaware-Other civil cases in the Court of Chancery include contract, real property rights, and equity cases. Hawaii-In the Circuit Court, mental health cases are included with domestic relations data. Other civil includes supplemental proceedings on criminal as well as civil cases. Idaho-District Court-Data reported may include some juvenile appeals. Missouri-Appeals are included in the appropriate case category. Montana-Domestic relations cases include marriage dissolution, invalid marriage, legal separation, URESA (outgoing and incoming), and paternity. Estate cases include formal and informal probate, supervised probate, guardianship, conservatorship, and trust. Mental health cases include mentally ill and inebriation (commitment). Other civil cases include personal injury, property damage, condemnation, lien, foreclosure, eviction, partition, quiet title, agreement suits, injunctions, declaratory judgments, certificate of amount due, warrant of distraint, abstract of judgment, transcript of judgment, mandamus, habeas corpus, habitual traffic offender, note, wage claim, amount dues, unlawful detainer, zoning, taxes, and water rights. Vermont-Appeals include some criminal appeals as well as some habeas corpus and postconviction remedy cases. Special source or revision in the data: Kentucky-All disposed figures were supplied by the state's administrative office of the courts during data verification.

TABLE 23: Small claims caseload for trial courts, 1978. State population. Courts reporting small claims caseload. Disposed and end pending as a percent of filed. Number and percent change in pending. Filed per 100,000 population

Table with columns: State and court title, State population in thousands, Beginning pending, Filed, Disposed, End pending, As percent of filed (Disposed, End pending), Change in pending (Number, Percent), Filed per 100,000 population. Rows list various states and court types like Alabama-District Court, Alaska-District Court, etc.

Note: All available data are entered in the table and all appropriate calculations are included. Blank spaces indicate that either the data are not available or the calculations were not appropriate. State totals represent reported data only, which may or may not include all of the actual caseload information.

— = Not applicable.

Court Jurisdiction:

Alabama—The District Court was created at the beginning of the court year to take the place of many different limited jurisdiction courts. Kentucky—The District Court became effective on January 2, 1978, replacing the former courts of limited jurisdiction. North Dakota—County Justice Courts—Data were unavailable from the court in Hettinger County. Oregon—Justice Court—Only thirty of forty-four court locations reported data for 1978. South Dakota—Data are not available for cases heard by the lawyer magistrates or lay magistrates/clerks who serve this court. Utah—Justice of the Peace Court—Data reported were taken from the monthly statistical reports submitted by 161 of the 181 Justices of the Peace. Data are not complete: Delaware—This figure does not include data from July, 1977 through December, 1977 for the Harrington Alderman's Court or for disposi-

tions during August, 1977 for the Laurel Alderman's Court. Maine—Disposition data were available for the second half of the reporting period only. Michigan—District Court—No data were available for the courts in Ann Arbor, Birmingham, Lapeer County, Kalamazoo, Livonia, Muskegon County, St. Josephs County, South Haven, and Southfield. Explanation of data included in the category: Iowa—Data reported include cases handled by the clerk. Rhode Island—The disposition figure equals the number of cases disposed by hearing, default, or settlement. PData were not available for all courts in the state.

1A civil case is counted with the filing of a petition or complaint; 2A civil case is counted when it is placed on the calendar (has reached issue). 3A civil case is counted at the note of issue. 4A civil case is not counted in the same way throughout the state.

TABLE 24: Real property rights caseload for trial courts, 1978. State population. Courts reporting real property rights caseload. Disposed and end pending as a percent of filed. Number and percent change in pending. Filed per 100,000 population

Table with columns: State and court title, State population in thousands, Beginning pending, Filed, Disposed, End pending, As percent of filed (Disposed, End pending), Change in pending (Number, Percent), Filed per 100,000 population. Rows list various states and court types like Alaska-Superior Court, California-Superior Court, etc.

Note: All available data are entered in the table and all appropriate calculations are included. Blank spaces indicate that either the data were not available or the calculations were not appropriate. State totals represent reported data only, which may or may not include all of the actual caseload information.

— = Not applicable.

Data are not complete:

Michigan—District Court—No data were available for the courts in Ann Arbor, Birmingham, Lapeer County, Kalamazoo, Livonia, Muskegon County, St. Josephs County, South Haven, and Southfield. Probate Court—Incomplete data were reported by courts in six locations. Texas—Figures reported on this table are based on an incomplete number of monthly reports received for this court. The reporting rate for this court was ninety-seven percent.

Explanation of data included in the category:

Colorado—Water Court—Filed includes original actions filed and postjudgment actions filed. PData were not available for all courts in the state. 1A civil case is counted with the filing of a petition or complaint. 2A civil case is counted when it is placed on the calendar (has reached issue). 3A civil case is counted at the note of issue. 4A civil case is counted in the same way throughout the state.

TABLE 25: Domestic relations caseload for trial courts, 1978. State population. Courts reporting domestic relations caseload. Disposed and end pending as a percent of filed. Number and percent change in pending. Filed per 100,000 population

Table with columns: State and court title, State population in thousands, Beginning pending, Filed, Disposed, End pending, As percent of filed (Disposed, End pending), Change in pending (Number, Percent), Filed (disposed) per 100,000 population. Rows list various states and courts such as Alabama-Circuit Court, California-Superior Court, etc.

Table with columns: State and court title, State population in thousands, Beginning pending, Filed, Disposed, End pending, As percent of filed (Disposed, End pending), Change in pending (Number, Percent), Filed (disposed) per 100,000 population. Rows list various states and courts such as Pennsylvania-Court of Common Pleas, Texas-Superior Court, etc.

Note: All available data are entered in the table and all appropriate calculations are included. Blank spaces indicate that either the data were not available or the calculations were not appropriate. State totals represent reported data only, which may or may not include all of the actual caseload information.

- = Not applicable. Data are not complete: Arizona--Data do not include adoption cases from Maricopa County. Arkansas--Chancery and Probate Court--Pending and disposed data do not include adoption cases. Georgia--Pending and disposed data do not include cases filed before July 1, 1970. Kansas--District Court--Pending and disposed figures do not include adoption cases. Maine--District Court--Disposition data were available for the second half of the reporting period only. No disposition data were available for support/custody cases. Only Calais, Belfast, Lincoln, Rockland, and Wiscasset reported support/custody cases filed. Michigan--Circuit Court--Only disposed figures were available for the following counties: Clinton, Hillsdale, Livingston, Oakland, Osceola, and Wayne. There were no data available for Jackson County. Probate Court--Incomplete data were available from courts located in Charlevoix, Genesee, Luce, Marquette, Wayne, and Wexford. North Dakota--Data do not include cases involving termination of parental rights. Nevada--Data were available for only one court location--the Second District (Washoe County). Approximately twenty-five percent of the total state population lives in this county. New Jersey--Superior Court--Pending and disposed figures do not include data for contested adoption cases. Filings are complete. New York--Family Court--Incomplete data were reported from the court located in Kings County. North Dakota--Disposed data reported do not include termination of parental rights cases. Ohio--Pending data were not reported for all categories. Oregon--Circuit Court--Disposition and pending data do not include adoption cases. South Dakota--Data reported do not include any cases disposed by the lawyer magistrates or lay magistrate/clerks who serve the court. Tennessee--General Sessions Court--Data were reported for only 14 out of a possible 92 courts. Texas--Data reported here are based on a less than complete number of monthly statistical reports received. The reporting rate for this court was ninety-eight percent. Explanation of data included in the category: California--Data include annulment, divorce, and separate maintenance cases. Iowa--The disposed figure represents the number of cases closed by formal hearing. Missouri--Data may include some appeal cases. Montana--Cases include marriage dissolution, invalid marriage, legal separation, URESA (outgoing and incoming), and paternity. Nebraska--Filed figures include the number of reopened cases placed before the District Court. New Hampshire--Probate Court--Data include involuntary commitment (mental health) cases. Data were not available for all courts in the state.

1 A civil case is counted with the filing of a petition or complaint. 2 A civil case is counted when it is placed on the calendar (has reached issue). 3 A civil case is counted at the date of issue. 4 A civil case is not counted in the same way throughout the state.

TABLE 26: Estate caseload for trial courts, 1978. State population. Courts reporting estate caseload. Disposed and end pending as a percent of filed. Number and percent change in pending. Filed per 100,000 population

Table with columns: State and court title, State population in thousands, Beginning pending, Filed, Disposed, End pending, As percent of filed (Disposed, End pending), Change in pending (Number, Percent), Filed (disposed) per 100,000 population.

Note: All available data are entered in the table and all appropriate calculations are included. Blank spaces indicate that either the data were not available or the calculations were not appropriate. State totals represent reported data only, which may or may not include all of the actual caseload information.

-- = Not applicable.

Data are not complete:

Arkansas--Disposition and pending data do not include guardianship/conservatorship/trusteeship or other estate cases. Iowa--Disposed data do not include guardianship/conservatorship/trusteeship cases. Filings are complete. Kansas--Determination of descent and miscellaneous probate actions are not included in the filed data. Minnesota--Pending and filed figures include probate/wills/intestate data only. Disposition data are complete. New York--Family Court--Incomplete data were reported from Kings County. Surrogates' Court--Filing figure does not include administration proceedings, guardianship/conservatorship/trusteeship, or other estate. Nevada--Data were available for only one court location--the Second District (Washoe County). Approximately twenty-five percent of the total state population lives in the county.

Ohio--Pending data do not include minor's settlement cases. South Dakota--Figures do not include data for cases handled by the lay or lawyer magistrates of the Circuit Court. Texas--Data contained in this table are based on less than the total possible number of monthly reports received for these courts. The reporting rate was ninety-seven percent. Vermont--Pending data do not include cases filed before January 1, 1970. Explanation of data included in the category: Kentucky--Beginning pending cases were transferred to the District Court upon its inception. PD data were not available for all courts in the state.

1A civil case is counted with the filing of a petition or complaint. 2A civil case is counted when it is placed on the calendar (has reached issue). 3A civil case is not counted in the same way throughout the state.

TABLE 27: Mental health caseload for trial courts, 1978. State population. Courts reporting mental health caseload. Disposed and end pending as a percent of filed. Number and percent change in pending. Filed per 100,000 population

Table with columns: State and court title, State population in thousands, Beginning pending, Filed, Disposed, End pending, As percent of filed (Disposed, End pending), Change in pending (Number, Percent), Filed (disposed) per 100,000 population.

Note: All available data are entered in the table and all appropriate calculations are included. Blank spaces indicate that either the data were not available or the calculations were not appropriate. State totals represent reported data only, which may or may not include all of the actual caseload information.

-- = Not applicable.

Data are not complete:

Maine--Disposition data were available for the second half of the reporting period only. Only Augusta, Bangor, and Portland reported cases filed. Michigan--Incomplete data were reported by the courts located in Charlevoix, Genesee, Luce, Marquette, Wayne and Wexford. Nevada--Data were available for one court location only--the Second District (Washoe County). Approximately twenty-five percent of the total state population lives there. New York--Incomplete data were reported for the court located in Kings County. South Dakota--Figures reported do not include cases disposed by the lay magistrates or lawyer magistrates of the Circuit Court. Explanation of data included in the category: Arizona--Data reported represent the number of civil (395) and criminal (303) mental health hearings held. Montana--Cases reported include mentally ill and inebriation (commitment cases).

1A civil case is counted with the filing of a petition or complaint. 2A civil case is counted when it is placed on the calendar (has reached issue). 3A civil case is counted at the date of issue.

7

CONTINUED

1 OF 6

TABLE 29: Civil jury and non-jury trial dispositions, by case type, 1978. (continued)

State and Court Title	Case type											Jury/ trial defini- tion	Number of disposi- tions per case type	Number of trials	Trials as a percent of dispo- sitions	Number of Jury trials	Jury trials as Jury as a percent of dispo- sitions of trials	
	Law	Tort	Contract	Small claims Real property rights	Equity	Domestic relations	Estate	Mental health	Appeal	Other civil								
South Carolina:																		
Circuit Court ¹	-	-	-	-	-	-	-	-	-	-	+	A	27,947 ^J	854 ^J	3 ^J			
County Court, Civil Court, and Criminal Court ¹	-	-	-	-	-	-	-	-	-	-	+	A	17,361 ^J	398 ^J	2 ^J			
Magistrate Court ¹	+	-	-	-	-	-	-	-	-	-	-	E	109,443	55,684	51	386	<1	<1
South Dakota:																		
Circuit Court ¹	-	-	-	+	-	-	-	-	-	-	-	E	9,623 ¹	1,712 ¹	18 ¹	--	--	--
	-	-	-	-	-	-	-	-	-	-	+	C	4,725 ¹	662 ¹	14 ¹	137 ¹	3 ¹	21 ¹
Texas:																		
District Court ¹	-	+	-	-	-	-	-	-	-	-	-	C	15,282 ¹	2,051	13 ¹	732 ^J	5 ¹	36 ^J
	-	-	-	-	-	+	-	-	-	-	-	C	148,716 ¹	111,922	75 ¹	139 ^J	<1 ¹	<1 ^J
	-	-	-	-	-	-	-	-	-	+	-	C	25,588 ¹	3,210	13 ¹	518 ^J	2 ¹	16 ^J
	-	-	-	-	-	-	-	-	-	-	+	C	80,391 ¹	22,105	28 ¹	1,445 ^J	2 ¹	6 ^J
Justice of the Peace Court ¹	+	-	-	-	-	-	-	-	-	-	-	A	144,763 ¹	53,093	37 ¹	458	<1 ¹	1
County Court at Law, Constitutional County Court, and Probate Court ¹	+	-	-	-	-	-	-	-	-	-	-	A	49,396 ¹	3,149	6 ¹	671	1 ¹	21
	-	+	-	-	-	-	-	-	-	-	-	A	8,639 ¹	593	7 ¹	149	2 ¹	25
	-	-	+	-	-	-	-	-	-	-	-	A	23,385 ¹	1,190	5 ¹	79	<1 ¹	7
	-	-	-	+	-	-	-	-	-	-	-	A	441 ¹	19	4 ¹	9	2 ¹	47
Utah:																		
District Court ¹	-	+	-	-	+	-	+	-	-	-	+	C	20,595 ^J	2,481 ^J	12 ^J	275 ^J	1 ^J	11 ^J
City Court ¹	-	-	-	+	-	-	-	-	-	-	+	C	26,063	2,567	10	46	<1	2
Vermont:																		
Superior Court ¹	+	-	-	-	-	-	-	-	-	-	-	A	3,413	562	16	73	2	13
District Court ¹	+	-	-	-	-	-	-	-	-	-	-	B	3,916	245	6	16	<1	7
	-	-	-	+	-	-	-	-	-	-	-	B	6,416	392	6	0	0	0
Virginia:																		
Circuit Court ¹	+	-	-	-	-	-	-	-	-	-	-	C	21,726	4,889	23	1,356	6 ¹	28
	-	-	-	-	+	-	-	-	-	-	-	C	984	294	30	172	17	59
	-	-	-	-	-	+	-	-	-	-	-	C	10,311	2,036	20	25	<1	1
	-	-	-	-	-	-	+	-	-	-	-	C	29,956	16,136	54	74	<1	<1
	-	-	-	-	-	-	-	-	-	+	-	C	1,738	681	39	135	8	20
Washington:																		
Superior Court ¹	-	+	+	-	+	-	-	-	-	-	+	C		8,446		1,065		13
District Court and Justices of the Peace ¹ ..	+	-	-	+	-	-	-	-	-	-	-	C		4,572		48		1
Wisconsin:																		
Circuit Court and County Court ¹	-	-	-	+	-	-	-	-	-	-	-	F	62,308	3,143	5	18	<1	<1
	-	-	-	-	-	+	-	-	-	-	-	F	32,775	10,474	32	76	<1	<1
	-	+	-	+	-	-	+	+	+	+	+	F	50,017	4,819	10	495	1	10
Wyoming:																		
District Court ¹	-	-	-	-	-	-	+	-	-	-	+	H	9,178 ¹	2,402 ¹	26 ¹	56 ¹	<1 ¹	2 ¹

Note: All available data are entered in the table and all appropriate calculations are included. Blank spaces indicate that the data were not available or calculations were inappropriate.

-- = Not applicable.
+ = Data not given for these case types.

¹Data are not complete:
Connecticut--Court of Common Pleas--Data are given only for family docket and nonfamily docket cases.
Iowa--Estate does not include guardianship/conservatorship/trusteeship cases, a category which represents 20% of the estate filings.
Kansas--Domestic Relation cases do not include adoptions.
Maine--Superior Court--Trial data do not include URESA cases, but do include extra-ordinary writs.
District Court--As a result of the implementation of the new reporting system, data were available for the second half of the reporting period only, and additional data were missing from several counties.
Michigan--Circuit Court--There were no data available for the following counties: Clinton, Hillsdale, Jackson, Livingston, Oakland, Osceola, and Wayne.
District Court--There were no data available for the following courts: Ann Arbor, Birmingham, Leapeer County, Kalamazoo, Livonia, Muskegon County, St. Joseph's County, South Haven, and Southfield.
Ohio--Court of Common Pleas--Tort data only include personal injury.
Oregon--The number of dispositions do not include Law and Equity cases. Domestic relation cases include only marriage dissolution cases.
Puerto Rico--Superior Court--Does not include appeals of trial court cases.
South Dakota--Data do not include full-time equivalent Lay Magistrate or Lawyer Magistrate cases.
Texas--The District Court reported 98% of their monthly reports, while the Justice of the Peace Court reported 7%, and the Texas County Court at Law, Constitutional County Court and Probate Court reported 9%.

Wyoming--Figures do not include estate data.
^JExplanation of data included in the category:
Idaho--Other includes extra-ordinary writs.
Indiana--Probate Court--Includes some juvenile, a category which represents 11% of the total dispositions.
Missouri--Other includes extra-ordinary writs.
Oklahoma--Other includes extra extra-ordinary writs.
Puerto Rico--Superior Court--Other civil includes extra-ordinary writs.
South Carolina--Other category could mean any category, it is not broken down in the state profile.
Texas--The District Courts' jury trials include directed verdicts.
Utah--District Court--Other civil includes extraordinary writs.

¹A civil case is counted with the filing of a petition or complaint.
²A civil case is counted when it is placed on the calendar (has reached issue).
³A civil case is counted at the date of issue.
⁵A civil case is not counted in the same way throughout the state.

Trial definition:
A = A trial is counted if tried to judgment, completion, verdict, or decision.
B = A jury trial is counted when the jury selection begins (first juror is drawn).
C = A jury trial is counted when the jury is sworn (impaneled).
D = A non-jury trial is counted at the point when an opening statement or the introduction of any evidence occurs.
F = A trial is counted when it has officially begun.
G = A non-jury trial is counted at the point when an opening statement or the introduction of any evidence occurs. Guilty pleas are not counted as trials.
H = A trial is not counted in the same way throughout the state.

TABLE 30: Criminal caseload in general jurisdiction, limited jurisdiction, and all trial courts, 1978. State adult population within unit of count groupings. Disposed and end pending as a percent of filed. Number and percent change in pending

Table with columns: State and unit of count, General Jurisdiction courts (Beginning pending, Filed, Disposed, End pending, As percent of filed, Change in pending), Limited Jurisdiction (Beginning pending, Filed), and All trial courts (Beginning pending, Filed, Disposed, End pending, As percent of filed, Change in pending). Rows include states like Alaska, Arkansas, Guam, Illinois, Indiana, Iowa, Kansas, Maine, Maryland, Massachusetts, Missouri, Montana, New Jersey, North Dakota, Oklahoma, Oregon, Rhode Island, South Carolina, South Dakota, Tennessee, Utah, Vermont, Wisconsin, Wyoming, Number of defendants, and Number of charges.

Note: All courts in Louisiana, Nebraska, New Mexico, Hawaii, and Delaware are displayed in the number of defendants grouping because this is the unit of count for the general jurisdiction court in each of these states. Data for all courts in Maryland are displayed with the number of Informations, Indictments, or complaints grouping since this is the unit of count for general jurisdiction courts in this state. All available data are entered in the table and all appropriate calculations are included. Blank spaces indicate that either the data are not available or the calculations were not appropriate. For detail of which courts reported data given on this table, see Tables 14 and 15 that display detailed information on the caseload of general and limited jurisdiction courts, respectively.

-- = Not applicable.

Table with columns: Jurisdiction courts (Disposition, End pending, As percent of filed, Change in pending), All trial courts (Disposition, End pending, As percent of filed, Change in pending), and detailed data rows for various jurisdictions and court types.

Data are not complete: Alaska--General jurisdiction court--Pending data include felony cases only. Limited jurisdiction court--Disposed data do not include misdemeanor or other criminal cases for the District Court. Arizona--Limited jurisdiction courts--Incomplete data were reported for ten locations of the Justice of the Peace and the Municipal Court. Arkansas--Limited jurisdiction courts--No data were reported for seven locations of the Municipal Court; twelve others reported only six-months of data. No data were reported for forty-seven locations of the City Court, Police Court, and Justice of the Peace Court; incomplete data were reported for six others. (continued on next page)

TABLE 36: Ordinance violation caseload for trial courts, 1978. State adult population within unit of count groupings. Courts reporting ordinance violation caseload. Disposed and end pending as a percent of filed. Number and percent change in pending. Filed per 100,000 adult population

Table with columns: State, court title, and unit of count; Adult population in thousands; Beginning pending; Filed; Disposed; End pending; As percent of filed (End Disposed, End pending); Change in pending (Number, Percent); Filed (disposed) per 100,000 population. Includes sections for Informations, Indictments, complaints; Number of defendants; Number of charges; No consistent definition.

Note: All available data are entered in the table and all appropriate calculations are included. Blank spaces indicate that either the data are not available or the calculations were not appropriate.

1Data are not complete: Louisiana--Data were unavailable for two court locations, and only sixty-six to seventy-five percent complete for five other locations. Michigan--District Court--Data were unavailable for nine courts. Oregon--Data were reported for only 108 locations of the Municipal Court. Explanation of data included in the category: Michigan--Common Pleas Court of Detroit--The large increase in the number of these cases pending at the end of the year in this court may be attributed to a change in ordinance violation jurisdiction from the Recorder's Court of Detroit to the Common Pleas Court of Detroit. PData were not available for all courts in the state.

6The criminal case unit of count is the number of Informations or Indictments. 7The criminal case unit of count is the number of Informations, Indictments, or complaints. 8The criminal case unit of count is the number of defendants on the information or indictment. 9The criminal case unit of count is the number of defendants on the information, indictment, or complaint. 10The criminal case unit of count is the number of charges. 11The criminal case unit of count is the case number assigned to the information, indictment, or complaint at arraignment. 12The criminal case unit of count is not consistent statewide.

TABLE 37: Preliminary hearing caseload for trial courts, 1978. State adult population within unit of count groupings. Courts reporting preliminary hearing caseload. Disposed and end pending as a percent of filed. Number and percent change in pending. Filed per 100,000 adult population

Table with columns: State, court title, and unit of count; Adult population in thousands; Beginning pending; Filed; Disposed; End pending; As percent of filed (End Disposed, End pending); Change in pending (Number, Percent); Filed (disposed) per 100,000 adult population. Includes sections for Informations, Indictments, complaints; Number of defendants; Number of charges; No consistent definition.

Note: All available data are included in the table and all appropriate calculations are included. Blank spaces indicate that either the data are not available or the calculations were not appropriate.

-- Not applicable. 1Data are not complete: Arizona--Incomplete data were reported for six court locations. New York--Criminal Court of the City of New York--One hundred nine cases could not be identified by case type. Utah--Data were submitted by 161 of the 181 Justices of the peace. West Virginia--Nine out of twelve reports were received from Lewis and Webster counties. PData were not available for all courts in the state.

6The criminal case unit of count is the number of Informations or Indictments. 7The criminal case unit of count is the number of Informations, Indictments, or complaints. 8The criminal case unit of count is the number of defendants on the information or indictment. 9The criminal case unit of count is the number of defendants on the information, indictment, or complaint. 10The criminal case unit of count is the number of charges. 11The criminal case unit of count is the case number assigned to the information, indictment, or complaint at arraignment. 12The criminal case unit of count is not consistent statewide. 13The criminal case unit of count is the number of warrants issued.

TABLE 38: Criminal appeals caseload for trial courts, 1978.
State adult population within unit of count groupings. Courts reporting criminal appeals caseload.
Disposed and end pending as a percent of filed. Number and percent change in pending. Filed per
100,000 adult population

State, court title, and unit of court	Adult population in thousands	Beginning pending	Filed	Disposed	End pending	As percent of filed		Change in pending		Filed (disposed per 100,000 adult population)
						Disposed	End pending	Number	Percent	
Informations, indictments, complaints										
Alaska--Superior Court ⁶	263		151							57
Kansas--District Court ⁷	1,695		715							42
Maryland--Circuit Court ⁶	2,963		4,595	4,076		89		(519)		155
Massachusetts--District Court ⁷	4,206		18,995							452
New Jersey--County Court ⁶	5,265	580	2,554	2,486	648	97	25	68	12	49
North Dakota--District Court ⁶	455		56	76		136		(-20)		12
Oklahoma--District Court ⁶	2,028	1,067	589	467	1,189	79	202	122	11	29
Rhode Island--Superior Court ⁶	678		291							43
Utah--District Court ⁷	830		632	614		97		(18)		76
Number of defendants										
Arizona--Superior Court ⁹	1,629	545	2,290	2,384	451	104	20	-94	-17	141
California--Superior Court ⁸	16,064		2,708	2,366		87		(342)		17
Colorado--District Court and Denver Superior Court ⁸	1,908		399							21
Connecticut--Superior Court ⁸	2,269	50	60	47	63	78	105	13	26	3
Florida--Circuit Court ⁹	6,425		640	479		75		(161)		10
Idaho--District Court ⁸	594	56	67	65	58	97	87	2	4	11
Kentucky--Circuit Court ⁶	2,441		396	309		78		(87)		16
Michigan--Circuit Court ⁹	6,386	271 ¹	360 ¹	277 ¹	354 ¹	77 ¹	98 ¹	83 ¹	31 ¹	6 ¹
Nebraska--District Court ⁶	1,112	1,266 ^J	2,253 ^J	1,520 ^J	1,999 ^J	67 ^J		733 ^J	58 ^J	203 ^J
Pennsylvania--Court of Common Pleas ⁸	8,567	2,126	11,387	10,706	2,807	94	25	681	32	133
Texas--County Court at Law and Constitutional County Court ^{1,9}	8,994		65,762 ¹							73 ¹
Washington--Superior Court ⁸	2,709		3,110							115
Number of charges										
Delaware--Superior Court ⁸	414		269							65
Puerto Rico--Superior Court ^{10,J}										
No consistent definition										
New Hampshire--Superior Court ¹²	615	2,517	3,241	2,417	3,341	75	103	824	33	527
North Carolina--Superior Court ¹²	3,933	7,754	22,702	21,684	8,772	96	39	1,018	13	577

Note: All available data are entered in the table and all appropriate calculations are included. Blank spaces indicate that either the data are not available or the calculations were not appropriate.

-- = Not applicable.

¹Data are not complete:

Michigan--Data were unavailable from seven counties.

Texas--The figure reported here is based on less than complete reporting of data by this court. Approximately ninety-seven percent of the total monthly reports possible were received.

^JExplanation of data included in the category:

Nebraska--The data reported include both civil and criminal appeals; however, the majority are criminal.

Puerto Rico--Appeals data for the Puerto Rico Superior Court are included by case category in the court profile, but could not be separated out for inclusion in this chart.

⁶The criminal case unit of count is the number of informations or indictments.

⁷The criminal case unit of count is the number of informations, indictments, or complaints.

⁸The criminal case unit of count is the number of defendants on the information or indictment.

⁹The criminal case unit of count is the number of defendants on the information, indictment, or complaint.

¹⁰The criminal case unit of count is the number of charges.

¹²The criminal case unit of count is not consistent statewide.

TABLE 39: Criminal disposition types for trial courts, 1978. State adult population within unit of count groupings. Courts reporting criminal disposition types. Pleas, total convictions, trial convictions, acquitted, nolle prosequi, and dismissed. Each disposition type as a percent of criminal dispositions

Table with columns: State, court title, and unit of count; Total criminal dispositions; Total trials; Plea (Number, As percent of dis-posed); Trial conviction (Number, As percent of dis-posed, As percent of trials); Total conviction (Number, As percent of dis-posed); Acquittal (Number, As percent of dis-posed); Nolle prosequi (Number, As percent of dis-posed); Dismissal (Number, As percent of dis-posed).

TABLE 40: Criminal jury and non-jury trial dispositions by case type, 1978. (continued)

State, Court Title and Unit of Court	Case Type							Number of defendants (continued)	Trials as a percent of dispositions	Number of jury trials	Jury trials as a percent of dispositions	Jury trials as a percent of trials	
	Felony	Misdemeanor	Preliminary hearing	Ord violation	Appeal	Extraordinary writ	Other						
Number of defendants (continued)													
New York:													
Supreme Court and County Court.....	+	+	-	-	-	-	-	A	33,387	3,463	10		
District Court and City Court.....								A	123,578	1,675	1		
Ohio:													
Court of Common Pleas.....	+	-	-	-	-	-	-	C	30,603	3,944	13	1,938	6
County Court.....	-	+	-	-	-	-	-	C	22,003	2,029	9	89	<1
Municipal Court.....	-	+	-	-	-	-	-	C	233,600	12,951	6	823	<1
Pennsylvania:													
Court of Common Pleas.....	+	+	-	-	+	-	-	A	54,343	7,905	15	3,055	6
Philadelphia Municipal Court.....	-	+	-	-	-	-	-	A	29,005	3,793	13		
District Justice Court.....	-	+	+	-	-	-	-	A	365,612	44,369	12		
Texas:													
District Court and Criminal District Court.....													
	+	-	-	-	-	-	-	C	76,587 ¹	4,103 ¹	5 ¹	2,964 ¹	4 ¹
	-	+	-	-	-	-	-	C	6,108 ¹	18 ¹	<1 ¹	16 ¹	<1 ¹
Municipal Court.....	-	+	-	-	-	-	-	A	343,267 ¹	63,740 ¹	19 ¹	893	<1 ¹
Justice of the Peace Court.....	-	+	-	-	-	-	-	A	270,146 ¹	43,238 ¹	17 ¹	988	<1 ¹
County Court at Law, Constitutional County Court, and Probate Court..	-	+	-	-	+	-	-	A	207,842 ¹	3,254	2 ¹	1,122	<1 ¹
Washington:													
Superior Court.....	+	-	-	-	+	-	-	C	13,817	2,615	19	1,925	14
District Court and Justices of the Peace.....													
	-	+	+	-	-	-	-	C		14,300		341	2
Municipal and Police Court.....	-	-	-	+	-	-	-	C		11,256		96	<1
Number of charges/counts													
Delaware:													
Court of Common Pleas.....	-	+	-	-	-	-	-	C	6,394	6,394	100	81	1
Georgia:													
Superior Court.....	+	-	-	-	-	-	-	A	38,529	3,002	8	2,574	7
State Court and County Court.....	-	+	-	-	-	-	-	A	17,399	514	3	254	1
Probate Court.....	-	+	-	-	-	-	-	A	70,987	2,828	4	948	1
Puerto Rico:													
Superior Court.....	+	-	-	-	-	-	-	A	12,246	2,486	20	338	3
	-	+	-	-	-	-	-	A	10,191	2,181	21	34	<1
Virginia:													
Circuit Court.....	+	-	-	-	-	-	-	C	27,933	8,697	31	2,001	7
	-	+	-	-	-	-	-	C	22,207	6,782	31	718	3
	-	-	-	-	-	+	-	E	399	80	20		
No consistent definition													
Minnesota:													
District Court.....	+	+	-	-	+	-	-	A	10,487	763	7	473	5
County Court.....	-	+	-	-	-	-	-	A	30,204	2,397	8	218	<1
New Hampshire:													
Superior Court.....	+	+	-	-	+	-	-	H	6,578	620	9	415	6
North Carolina:													
Superior Court.....	+	-	-	-	-	-	-	C	29,113			2,034	7
	-	-	-	-	+	-	-	C	21,684			1,457	7
District Court.....	-	-	-	-	-	+	-	E	350,589	36,738	10		

Note: All available data are entered in the table and all appropriate calculations are included. Blank spaces indicate that the data were not available or the calculations were inappropriate.

-- = Not applicable.
+ = Data are given for these case types.

Data are not complete:
 Arizona--Municipal Court--No data were available from five courts.
 Illinois--Circuit Court--Trials in which defendants were found guilty of a reduced charge were not included in the data.
 Maine--District Court--As a result of the implementation of the new reporting system, data were available for the second half of the reporting period only.
 Michigan--Circuit Court--No data were given from the following counties: Clinton, Hillsdale, Jackson, Livingston, Oakland, Osceola, and Wayne.
 District Court--No data were available from the following locations: Ann Arbor, Birmingham, Lapeer County, Kalamazoo, Livonia, Muskegon County, St. Joseph's County, South Haven, and Southfield.
 Oregon--Municipal Court--Partial reports were received from 14 municipalities.
 Pennsylvania--Philadelphia Municipal Court--Data include only those cases listed as criminal in the misdemeanor category.
 South Dakota--Data for all courts do not include data for the 6.5 full-time equivalent Lay Magistrates or 12.6 Lawyer Magistrates of the Circuit Court. The misdemeanor cases are limited to high grade, Class 1 cases which represent 8% of the total misdemeanor dispositions.
 Texas--The District Court and Criminal District Court reported 98% of their monthly county reports, while the Municipal Court reported 90%, the Justice of the Peace Court 77%, and the County Court at Law, Constitutional County Court, and Probate Court 97%.

Explanation of data included in the category:
 Alaska--District Court--Data include misdemeanor traffic cases, which comprise approximately 33% of the data.
 California--Preliminary hearing trial data exclude decisions only relevant to cases being bound over.
 Maine--Superior Court--Data also include traffic cases.
 Maryland--Other cases include postconviction remedy and sentence review cases.
 South Carolina--Data could not be separated from traffic cases.
 Texas--The District Courts' jury trial data include directed verdicts.

Trial definitions:
 A = A trial is counted if tried to judgment, completion, verdict, or decision.
 B = A jury trial is counted when the jury selection begins (first juror is drawn).
 C = A jury trial is counted when the jury is sworn (impaneled).
 D = A non-jury trial is counted when the first witness is sworn.
 E = A non-jury trial is counted at the point when an opening statement or the introduction of any evidence occurs.
 F = A trial is counted when it has officially begun.
 G = A non-jury trial is counted at the point when an opening statement or the introduction of any evidence occurs. Guilty pleas are not counted as trials.
 H = A trial is not counted in the same way throughout the state.

TABLE 41: Traffic caseload in general jurisdiction, limited jurisdiction, and all trial courts, 1978. State population. Disposed and end pending as a percent of filed. Number and percent change in pending

State	General jurisdiction courts								Limited	
	Beginning pending	Filed	Disposed	End pending	As percent of filed		Change in pending		Beginning pending	Filed
					Disposed	End pending	Number	Percent		
Alabama	NH	NH	NH	NH	--	--	--	--	32,603 ^P	189,908 ^P
Alaska	NH	NH	NH	NH	--	--	--	--	86,546	86,546
Arizona	NH	NH	NH	NH	--	--	--	--	208,732 ^I	714,049 ^I
Arkansas	NH	NH	NH	NH	--	--	--	--	379,451 ^I	379,451 ^I
California	NH	NH	NH	NH	--	--	--	--	43,762 ^P	14,998,262 ^I
Colorado	NH	NH	NH	NH	--	--	--	--	18,437 ^P	322,748 ^P
Connecticut	NH	NH	NH	NH	--	--	--	--	418 ^P	89,298 ^P
Delaware	6,585 ^F	53,359 ^F	53,952 ^F	5,992 ^F	101	11	-593	-9	--	--
District of Columbia	NH	NH	NH	NH	--	--	--	--	2,133,457 ^F	2,133,457 ^F
Florida	3,145 ^I	12,807	13,548 ^I	3,517 ^I	92	26	372 ^I	12 ^I	36,574 ^P	309,216 ^P
Georgia	3,303	18,512	16,948	4,876	--	--	1,573	48	--	--
Guam	95 ^F	81 ^F	100 ^F	76 ^F	123	94	-19	-20	54,034 ^S	668,040 ^S
Hawaii	5,639 ^F	213,358 ^F	212,219 ^F	6,778 ^F	99	3	1,139	20	--	--
Idaho	6,259 ^F	83,879 ^F	82,670 ^F	7,468 ^F	63	9	(2,373,479) ^I	--	71,278 ^P	266,245 ^P
Illinois	21,406 ^F	190,670 ^F	187,094 ^F	24,283 ^F	99	9	1,209	19	--	--
Indiana	21,406 ^F	190,670 ^F	187,094 ^F	24,283 ^F	98	13	2,877	13	--	--
Iowa	267,140 ^F	252,688 ^F	95	(14,452)	NH	NH	--	--	241,121	385,101 ^I
Kansas	NH	NH	NH	NH	--	--	--	--	241,121	385,101 ^I
Kentucky	NH	NH	NH	NH	--	--	--	--	241,121	385,101 ^I
Louisiana	400 ^F	2,216 ^F	2,009 ^F	607 ^F	91	27	207	52	--	--
Maine	NH	NH	NH	NH	--	--	--	--	683,245	683,245
Maryland	NH	NH	NH	NH	--	--	--	--	683,245	683,245
Massachusetts	NH	NH	NH	NH	--	--	--	--	549,843 ^I	549,843 ^I
Michigan	NH	NH	NH	NH	--	--	--	--	159,325 ^I	1,686,692 ^I
Minnesota	NH	NH	NH	NH	--	--	--	--	114,960 ^I	511,964 ^I
Mississippi	NH	NH	NH	NH	--	--	--	--	--	--
Missouri	NH	NH	NH	NH	--	--	--	--	--	--
Montana	NH	NH	NH	NH	--	--	--	--	--	--
Nebraska	NH	NH	NH	NH	--	--	--	--	13,958 ^P	203,299 ^P
Nevada	NH	NH	NH	NH	--	--	--	--	--	--
New Hampshire	NH	NH	NH	NH	--	--	--	--	--	3,753,262 ^S
New Jersey	NH	NH	NH	NH	--	--	--	--	--	86,680
New Mexico	NH	NH	NH	NH	--	--	--	--	--	--
New York	NH	NH	NH	NH	--	--	--	--	88,643	815,857
North Carolina	NH	NH	NH	NH	--	--	--	--	54,831 ^P	1,389,299 ^P
North Dakota	518	518	518	518	--	--	--	--	--	--
Ohio	47,607 ^F	209,052 ^F	201,579 ^F	55,080 ^F	96	26	7,473	16	111,406 ^I	786,693 ^I
Oklahoma	NH	NH	NH	NH	--	--	--	--	111,406 ^I	786,693 ^I
Oregon	NH	NH	NH	NH	--	--	--	--	2,282,762 ^P	2,282,762 ^P
Pennsylvania	NH	NH	NH	NH	--	--	--	--	10,938	49,601
Puerto Rico	NH	NH	NH	NH	--	--	--	--	410,883 ^P	410,883 ^P
Rhode Island	NH	NH	NH	NH	--	--	--	--	--	--
South Carolina	NH	NH	NH	NH	--	--	--	--	--	--
South Dakota	NH	NH	NH	NH	--	--	--	--	49,295 ^I	6,226,685 ^I
Tennessee	3,359 ^F	3,359 ^F	3,359 ^F	3,359 ^F	--	--	--	--	663,830 ^I	663,830 ^I
Texas	NH	NH	NH	NH	--	--	--	--	2,750	71,121
Utah	NH	NH	NH	NH	--	--	--	--	--	--
Vermont	NH	NH	NH	NH	--	--	--	--	903,646	1,330,390
Virginia	NH	NH	NH	NH	--	--	--	--	111,486 ^I	111,486 ^I
Washington	NH	NH	NH	NH	--	--	--	--	--	--
West Virginia	NH	NH	NH	NH	--	--	--	--	--	--
Wisconsin	33,841 ^I	82,579 ^F	71,583 ^F	44,873 ^I	87	--	(10,996)	--	--	--
Wyoming	NH	NH	NH	NH	--	--	--	--	--	--

Note: All available data are entered in the table and all appropriate calculations are included. Blank spaces indicate that either the data are not available or the calculations were not appropriate.

State totals represent reported data only, which may or may not include all of the actual caseload information.

NH = This case type is not handled in this court.

-- = Not applicable.

^I Data are not complete.

Alaska--Limited jurisdiction courts--Disposed figure does not include "misdemeanor traffic" or "other criminal--traffic on formal complaint."
 Arizona--Limited jurisdiction courts--No data were reported for the Justices of the Peace Court located in seven precincts, or for five locations of the Municipal Court.
 Arkansas--Limited jurisdiction courts--No data were reported for seven locations of the Municipal Court, while partial data were received from twelve others. Forty-eight locations of the City Court, Police Court, and Justice of the Peace Courts did not report, while six other locations reported incomplete data.
 Delaware--Limited jurisdiction courts--No filed data were available from Alderman's Court. No disposition data were available from Laurel Alderman's Court, the Justice of the Peace Court, or the Family Court.
 Georgia--General jurisdiction courts--No pending or disposed data are reported for cases filed before July 1, 1970.
 Limited jurisdiction courts--Disposed figures do not include data from Ware County Juvenile Court.
 Louisiana--Limited jurisdiction courts--No data were available for two locations of the City Court and Parish Court. Data for the entire year for five other locations of these courts were estimated, based on varying amounts of data.

Jurisdiction courts	All trial courts							
	Beginning pending	Filed	Disposed	End pending	As percent of filed		Change in pending	
					Disposed	End pending	Number	Percent
Alabama	176,003 ^P	46,508 ^P	93 ^P	24 ^P	13,905 ^P	43 ^P	32,603 ^P	189,908 ^P
Alaska	78,664 ^I	233,683 ^I	97 ^I	33 ^I	24,951 ^I	12 ^I	86,546	86,546
Arizona	689,098 ^I	233,683 ^I	97 ^I	33 ^I	24,951 ^I	12 ^I	208,732 ^I	714,049 ^I
Arkansas	13,015,114 ^S	48,186 ^P	87 ^S	31 ^P	(1,983,148)	10 ^P	379,451 ^I	379,451 ^I
California	148,679 ^P	48,186 ^P	97 ^P	31 ^P	4,424 ^P	10 ^P	43,762 ^P	14,998,262 ^I
Colorado	18,437 ^P	322,748 ^P	99	7	4,496	24	18,437 ^P	322,748 ^P
Connecticut	318,252 ^F	22,933 ^F	99	7	4,496	24	418 ^P	89,298 ^P
District of Columbia	29,464 ^I	1,225 ^P	99	7	4,496	24	6,585 ^F	53,359 ^F
Florida	1,946,444 ^F	1,225 ^P	91	--	--	--	53,359 ^F	53,952 ^F
Georgia	297,374 ^P	48,533 ^P	91	--	(187,013)	32 ^P	3,145 ^I	12,807
Guam	642,961 ^S	79,113 ^S	96	12	25,079	46	3,303	18,512
Hawaii	54,129 ^S	668,121 ^S	96	12	25,079	46	3,303	18,512
Idaho	5,639 ^F	213,358 ^F	99	3	1,139	20	3,303	18,512
Illinois	6,259 ^F	83,879 ^F	99	9	1,209	19	3,303	18,512
Indiana	21,406 ^F	190,670 ^F	98	13	2,877	13	3,303	18,512
Iowa	267,140 ^F	252,688 ^F	95	(14,452)	NH	NH	3,303	18,512
Kansas	NH	NH	NH	NH	--	--	3,303	18,512
Kentucky	NH	NH	NH	NH	--	--	3,303	18,512
Louisiana	400 ^F	2,216 ^F	91	27	207	52	3,303	18,512
Maine	NH	NH	NH	NH	--	--	3,303	18,512
Maryland	NH	NH	NH	NH	--	--	3,303	18,512
Massachusetts	1,665,010 ^I	181,007 ^I	99 ^I	11 ^I	21,682 ^I	14 ^I	549,843 ^I	549,843 ^I
Michigan	518,806 ^P	141,305 ^I	99 ^I	11 ^I	26,345 ^I	23 ^I	159,325 ^I	1,686,692 ^I
Minnesota	114,960 ^I	511,964 ^I	99 ^I	11 ^I	26,345 ^I	23 ^I	114,960 ^I	511,964 ^I
Mississippi	NH	NH	NH	NH	--	--	NH	NH
Missouri	NH	NH	NH	NH	--	--	NH	NH
Montana	NH	NH	NH	NH	--	--	NH	NH
Nebraska	13,958 ^P	203,299 ^P	98 ^P	9 ^P	3,893 ^P	28 ^P	13,958 ^P	203,299 ^P
Nevada	151,040 ^F	86,680	82	--	(684,462)	--	151,040 ^F	86,680
New Hampshire	3,753,262 ^S	86,680	82	--	(684,462)	--	3,753,262 ^S	86,680
New Jersey	3,068,800 ^S	86,680	82	--	(684,462)	--	3,068,800 ^S	86,680
New Mexico	88,643	815,857	98	13	14,070	16	88,643	815,857
New York	54,831 ^P	1,389,299 ^P	99 ^P	5 ^P	10,937 ^P	20 ^P	54,831 ^P	1,389,299 ^P
North Carolina	111,406 ^I	786,693 ^I	98	13	14,070	16	111,406 ^I	786,693 ^I
North Dakota	518	518	99	5 ^P	10,937 ^P	20 ^P	518	518
Ohio	47,607 ^F	209,052 ^F	96	26	7,473	16	47,607 ^F	209,052 ^F
Oklahoma	111,406 ^I	786,693 ^I	96	26	7,473	16	111,406 ^I	786,693 ^I
Oregon	2,282,762 ^P	2,282,762 ^P	96	18 ^I	27,636 ^I	25 ^I	2,282,762 ^P	2,282,762 ^P
Pennsylvania	10,938	49,601	106	17	-2,752	-25	10,938	49,601
Puerto Rico	410,883 ^P	410,883 ^P	106	17	-2,752	-25	410,883 ^P	410,883 ^P
Rhode Island	410,883 ^P	410,883 ^P	106	17	-2,752	-25	410,883 ^P	410,883 ^P
South Carolina	410,883 ^P	410,883 ^P	106	17	-2,752	-25	410,883 ^P	410,883 ^P
South Dakota	49,295 ^I	6,226,685 ^I	96	18 ^I	27,636 ^I	25 ^I	49,295 ^I	6,226,685 ^I
Tennessee	663,830 ^I	663,830 ^I	96	18 ^I	27,636 ^I	25 ^I	663,830 ^I	663,830 ^I
Texas	2,750	71,121	96	18 ^I	27,636 ^I	25 ^I	2,750	71,121
Utah	903,646	1,330,390	96	18 ^I	27,636 ^I	25 ^I	903,646	1,330,390
Vermont	111,486 ^I	111,486 ^I	96	18 ^I	27,636 ^I	25 ^I	111,486 ^I	111,486 ^I
Virginia	111,486 ^I	111,486 ^I	96	18 ^I	27,636 ^I	25 ^I	111,486 ^I	111,486 ^I
Washington	111,486 ^I	111,486 ^I	96	18 ^I	27,636 ^I	25 ^I	111,486 ^I	111,486 ^I
West Virginia	111,486 ^I	111,486 ^I	96	18 ^I	27,636 ^I	25 ^I	111,486 ^I	111,486 ^I
Wisconsin	33,841 ^I	82,579 ^F	87	--	(10,996)	--	33,841 ^I	82,579 ^F
Wyoming	903,646	1,330,390	96	18 ^I	27,636 ^I	25 ^I	903,646	1,330,390

Massachusetts--Limited jurisdiction courts--Figures reported do not include DWI/DUI or parking cases.
 Michigan--Limited jurisdiction courts--Data are missing from nine locations of the District Court which represent 10% of the grand total cases disposed.
 Minnesota--Pending and filing data do not include "juvenile traffic" cases.
 Missouri--Limited jurisdiction courts--No data were available for twenty locations of the Magistrate Court; another fourteen locations reported filings only.
 Oregon--Limited jurisdiction courts--Complete data were available for only 30 of the 44 Justice Court locations and 108 Municipal Court locations. Partial data were reported from other locations.
 Texas--Limited jurisdiction courts--Data reported in this table are based on less than complete reporting for all courts. The reporting rates for the courts were: County Court at Law, and Constitutional County Court--ninety-seven percent; Municipal Court--ninety percent; Justice of the Peace Court--seventy-seven percent.
 Utah--Limited jurisdiction courts--No reports were received from twenty Justices of the Peace.
 West Virginia--Limited jurisdiction courts--No data were available for the Magistrate Court located in Kanawa County; courts in two other counties reported incomplete data.
 Wisconsin--General jurisdiction courts--Pending data do not include "juvenile traffic" cases.
 Limited jurisdiction courts--Data were available for 163 of 169 court locations of the Municipal Justice Court.
^I Data reported are known to not include parking cases. See Tables 15 and 16 for more detail on the sources of data reported in this table.
^S Data reported are known to include parking cases.

TABLE 42: DWI/DUI caseload for trial courts, 1978. State population. Courts reporting DWI/DUI caseload. Disposed and end pending as a percent of filed. Number and percent change in pending. Filed per 100,000 population

State and court title	State population in thousands	Beginning pending	Filed	Disposed	End pending	As percent of filed		Change in pending		Filed per 100,000 population
						Disposed	End pending	Number	Percent	
Arkansas--STATE TOTAL	2,241		21,787 ¹							972 ¹ 893 ¹
Municipal Court	--		20,017 ¹							
City Court, Police Court, and Justice of the Peace Court	--		1,770 ¹							79 ¹
Hawaii--STATE TOTAL	929	922	2,622	2,504	1,040	96	40	118	13	282
Circuit Court	--	11	9	11	9	122	100	-2	-18	1
District Court	--	911	2,613	2,493	1,031	95	39	120	13	281
Idaho--STATE TOTAL	911	1,630	7,652	7,244	2,038	95	27	408	25	840
District Court	--	0	14	13	1	93	7	1		2
Magistrates Division of District Court	--	1,630	7,638	7,231	2,037	95	27	407	25	838
Kansas--District Court	2,333		3,338							152
Ohio--STATE TOTAL	10,795	10,203 ^P	60,835 ^P	60,406 ^P	10,568 ^P	99 ^P	17 ^P	365 ^P	4 ^P	564 ^P
County Court	--	1,430	8,767	9,084	1,070	104	12	-360	-25	81
Municipal Court	--	8,773	52,068	51,322	9,498	99	18	725	8	482
Oklahoma--District Court	2,913	6,964	12,051	11,257	7,758	93	64	794	11	414
South Carolina--Magistrate Court	3,041		10,976							361
Tennessee--Circuit Court and Criminal Court	4,462		3,359							75
Texas--County Court at Law, Constitutional County Court and Probate Court	13,498	49,295 ¹	88,096 ¹	90,791 ¹	46,600 ¹	103 ¹	53 ¹	-2,695 ¹	-6 ¹	653 ¹
Utah--Justice of the Peace Court	1,364		3,005							220
Wisconsin--Circuit Court and County Court	4,631	2,737	8,051	6,265	4,515	78	56	1,778	65	174

Note: All available data are entered in the table and all appropriate calculations are included. Blank spaces indicate that either the data were not available or the calculations were not appropriate.

-- = Not applicable.

¹Data are not complete.

Arkansas--Municipal Court--Only partial data were available for twelve counties; seven counties reported no data. City Court, Police Court, and Justice of the Peace Court--Only partial data were available for six court locations; forty-eight court locations did not report any data.

Texas--Data reported in this table are based on incomplete reporting for these courts. The reporting rate for these courts was ninety-seven percent.

Utah--No reports were received from twenty court locations.

^PData were not available for all courts in the state.

TABLE 43: Other traffic violations caseload for trial courts, 1978. State population. Courts reporting other traffic violations caseload. Disposed and end pending as a percent of filed. Number and percent change in pending. Filed per 100,000 population

State and court title	State population in thousands	Beginning pending	Filed	Disposed	End pending	As percent of filed		Change in pending		Filed (disposed) per 100,000 population
						Disposed	End pending	Number	Percent	
Alabama--District Court	3,834	32,603	189,908	176,003	46,908	93	24	13,905	43	4,953
Alaska--District Court	401		85,406		77,536 ¹					21,298
Arkansas--STATE TOTAL	2,241		357,664 ¹		342,785 ¹					15,960 ¹ 15,296 ¹
Municipal Court	--									
City Court and Police Court, and Justice of the Peace Court	--									
California--STATE TOTAL	22,839		14,879 ¹							664 ¹
Justice Court	--		5,429,419 ¹		4,918,607 ¹					23,773
Municipal Court	--		431,876 ¹		374,718 ¹					1,891
Connecticut--Court of Common Pleas	3,095	18,437	322,748	318,252	22,933	99	7	4,496	24	21,882
Delaware--STATE TOTAL	598	418 ^P	17,031	15,431 ^P	1,225 ^P			807	193 ^P	10,428
Delaware--Family Court	--		793							2,848
Delaware--Municipal Court of Wilmington	--	418	16,238	15,431	1,225	95	8	807	193	133
District of Columbia--Superior Court	670	6,585	53,359	53,952	5,992	101	11	-593	-9	2,715
Florida--County Court	9,132		2,133,457	1,964,444		91		(187,013)		7,964
Georgia--Juvenile Court	5,286		2,317		2,170 ¹					23,362
Hawaii--STATE TOTAL	929	49,047	193,422	185,575	56,894	96	29	7,847	16	44
Circuit Court	--	84	72	89	67	124	93	-17	-20	20,820
District Court	--	48,963	193,350	185,486	56,827	96	29	7,864	16	8
Idaho--STATE TOTAL	911	4,009	205,706	204,975	4,740	99	2	731	18	20,813
District Court	--	2	1	0	3	0	300	1	50	22,580
Magistrates Division	--	4,007	205,705	204,975	4,737	99	2	730	18	<1
Illinois--Circuit Court	11,434		2,565,359	2,425,874		95		(139,485)		22,580
Indiana--STATE TOTAL	5,446	77,537	350,124	326,020	101,641	93	29	24,104	31	22,436
Superior Court and Circuit Court	--	6,259	83,879	82,670	7,468	99	9	1,209	19	6,429
County Court	--	23,330	171,522	155,514	39,338	91	23	16,008	69	1,540
Municipal Court of Marion County	--	47,948	94,723	87,836	54,635	93	58	6,887	14	3,150
Iowa--District Court	2,919		190,670	186,994	24,283	98	13	2,877	13	1,736
Kansas--District Court	2,333		263,602							6,532
Louisiana--City Court and Parish Court, and Traffic Court of New Orleans	4,073		385,101 ¹		324,087 ¹					11,299
Maine--Superior Court	1,115	400 ^P	2,216 ^P		2,009 ^P	84 ¹		(61,014) ¹		9,455 ¹ 199 ^P
Massachusetts--District Court	5,743		549,843 ¹			91 ^P	27 ^P	207 ^P	52 ^P	9,574 ¹
Michigan--STATE TOTAL	9,202	122,211 ¹	1,330,858 ¹	1,326,509 ¹	126,560 ¹	99 ¹	10 ¹	4,349 ¹	4 ¹	14,463 ¹
Michigan--District Court	--	112,244 ¹	1,209,229 ¹	1,209,961 ¹	111,512 ¹	100 ¹	9 ¹	-732 ¹	<-1 ¹	13,141 ¹
Michigan--Municipal Court	--	9,967	121,629	116,548	15,048	96	12	5,081	51	1,322
Minnesota--County Court	4,005		511,964 ¹		518,806			26,345 ¹	23 ¹	12,783
Nebraska--County Court	1,561	13,958	203,299	199,406	17,851	98	9	3,893	28	13,024
New Hampshire--STATE TOTAL	894		191,040		143,216					(16,895) (16,020)
District Court	--		143,216		7,824					(875)
Municipal Court	--									
New Jersey--STATE TOTAL	7,356		1,150,347	1,037,779		90		(112,568)		15,638
County District Court	--		42,773	36,732		86		(6,041)		581
Municipal Court	--		1,107,574	1,001,047		90		(106,527)		15,057
New York--STATE TOTAL	17,720		99,283 ^P		326,599 ^P					(1,843)
District Court and City Court	--				326,599					560
Criminal Court of the City of New York	--		99,283							14,216
North Carolina--District Court	5,739	88,643	815,857	801,787	102,713	98	13	14,070	16	80
North Dakota--STATE TOTAL	651		518							(9,147)
District Court	--		59,548							(6,874)
County Court with Increased Jurisdiction	--		44,748							(4,250)
Municipal Court	--									12,306
County Justice Court	--									1,245
Ohio--STATE TOTAL	10,795	44,628	1,328,464	1,317,230	55,200	99	4	10,572	24	11,062
County Court	--	4,280	132,378	134,507	3,864	100	3	-416	-10	6,763
Municipal Court	--	40,348	1,194,086	1,182,723	51,336	99	4	10,988	27	7,398 ¹
Oklahoma--District Court	2,913	40,643	197,001	190,322	47,322	97	24	6,679	16	(85)
Oregon--Municipal Court	2,510	33,941 ¹	185,696 ¹	176,848 ¹	42,789 ¹	95 ¹	23 ¹	8,848 ¹	26 ¹	13,151
South Carolina--STATE TOTAL	3,041		399,917 ^P		2,573					17,310 ¹
Family Court	--									23,979 ¹
Magistrate Court	--									1,063
Texas--Municipal Court	13,498		399,917							12,135
Utah--STATE TOTAL	1,364		2,336,556 ¹		2,110,903 ¹					10,781 ¹
Juvenile Court	--		327,079 ¹			90 ¹		(226,053) ¹		6,481
City Court	--		14,494							5,807 ¹
Justice Court	--		165,527							(1,714) ¹
Washington--Municipal Court	3,886		147,058 ¹							1,609
West Virginia--Magistrate Court	1,920		251,842							
Wisconsin--STATE TOTAL	4,631	31,104 ^P	111,486 ¹	115,711 ¹	40,358 ¹					
Wisconsin--Municipal Justice Court	--	31,104 ¹	74,528	79,373 ¹	65,318	88		9,254 ¹	30 ¹	

Note: All available data are entered in the table and all appropriate calculations are included. Blank spaces indicate that either the data are not available or the calculations were not appropriate. State totals represent data only, which may or may not include all of the actual caseload information.

-- = Not applicable.

TABLE 43: Other traffic violations caseload for trial courts, 1978. (continued)

^IData are not complete:

Alaska--Disposed figure does not include "misdemeanor traffic" or "other criminal--traffic on formal complaint."
Arkansas--Municipal Court--Incomplete data were reported for twelve counties; no data were available for seven others. City Court, Police Court, and Justice of the Peace Court--Incomplete data were reported for six cities; no data were available for forty-eight others.
Georgia--Disposed figures does not include data for Ware County.
Louisiana--No data were available for two locations of the city court and parish court, and only varying amounts of data were available from five other locations.
Massachusetts--District Court--Figure does not include "operating so as to endanger" cases which were reported in State Court Caseload Statistics: Annual Report, 1977.
Michigan--District Court--Data are missing from nine district courts which represent ten percent of the grand total cases disposed.
Minnesota--Pending and filing data include "traffic" and "Traffic Violation Bureau" cases but do not include "juvenile traffic" cases.
Oregon--Data are based on reports received from 108 courts. Partial data were received from another fourteen courts.
Texas--Data reported here are based on an incomplete number of monthly reports. The reporting rate for this court was ninety percent.
Utah--Justice Court--No reports were received for twenty court locations.
West Virginia--No data were received for courts located in Kanawa County; incomplete data were received for two others.
Wisconsin--Municipal Justice Court--Data were available for 163 of 219 court locations of the city court and parish court, and only varying amounts of data were available from five other locations.

^JExplanation of data included in the category:

California--Cases include drunk driving and driving under the influence of drugs.
^PData were not available for all courts in the state.

TABLE 44: Traffic disposition types for trial courts, 1978. State population. Courts reporting traffic disposition type data. Pleas, violations bureau, bail or bond forfeitures, total convictions, trial convictions, acquitted, nolle prosequi, and dismissed. Each disposition type as a percent of traffic dispositions

State and court title	Total traffic dispositions	Total trials	Plea		Violations Bureau*		Bail or bond forfeiture		Trial conviction		Total conviction		Acquittal		Nolle prosequi		Dismissal			
			Number	As percent of dis-posed	Number	As percent of dis-posed	Number	As percent of dis-posed	Number	As percent of dis-posed	Number	As percent of dis-posed	Number	As percent of dis-posed	Number	As percent of dis-posed	Number	As percent of dis-posed	Number	As percent of dis-posed
Alaska--District Court.....	77,536 ^{1r}	925 ^{1r}	12,156 ^{1r}	16 ^{1r}					501 ^{1r}	1 ^{1r}	12,657 ^{1r}	16 ^{1r}					7,904 ^{1r}	10 ^{1r}		
Arizona--Municipal Court.....	486,991 ¹	27,065 ¹	5,128 ^{1J}	1 ^{1J}			353,192 ^{1J}	73 ^{1J}									56,032 ¹	12 ¹		
California--STATE TOTAL.....	13,015,114 ^s	241,623 ^s	1,159,954 ^s	9 ^s	NH		9,974,955 ^s	77 ^s	142,268 ^s	1 ^s	11,277,177 ^s	87 ^s					1,628,432 ^s	13 ^s		
Justice Court.....	488,757 ^s	18,960 ^s	68,926 ^s	14 ^s	NH		347,155 ^s	71 ^s	8,233 ^s	2 ^s	424,314 ^s	87 ^s					50,231 ^s	10 ^s		
Municipal Court.....	12,526,357 ^s	222,663 ^s	1,091,028 ^s	9 ^s	NH		9,627,800 ^s	77 ^s	134,035 ^s	1 ^s	10,825,863 ^s	86 ^s					1,528,201 ^s	12 ^s		
District of Columbia--Superior Court.....	53,952 ^r	1,559 ^r	9,413 ^r	17 ^r	NH		8,210 ^r	15 ^r							16,167 ^r	30 ^r	5,607 ^r	10 ^r		
Florida--County Court.....	403,923 ^{1r}	41,866 ^{1r}	233,794 ^{1r}	58 ^{1r}			8,846 ^{1r}	2 ^{1r}												
Georgia--STATE TOTAL.....	317,699 ^{b1}	3,635 ¹	102,501 ¹	32 ¹	NH		193,844 ¹	61 ¹							12,120 ^{1P}		6,097 ^{1P}			
Superior Court.....	14,628 ^{b1}	121 ¹	4,512 ¹	31 ¹	NH		8,748 ¹	60 ¹							1,125 ^{1J}					
State Court and County Court.....	17,315 ^b	2,915 ¹	67,294 ¹	39 ¹	NH		90,457 ¹	53 ¹							10,995 ^{1J}					
Probate Court.....	131,756 ^b	599 ¹	30,695 ¹	23 ¹	NH		94,639 ¹	72 ¹							4 ¹		6,097 ¹	5 ¹		
Hawaii--STATE TOTAL.....	643,061 ^s	2 ^{1r}	5 ^{1r}	5 ^{1r}	NH		460,664 ^s	72 ^s			74,611 ^s	12 ^s			2,009 ^s	<1 ^s	18,504 ^s	3 ^s		
Circuit Court.....	100 ^r	2 ^r	5 ^r	5 ^r	NH										4 ^r		7 ^r	7 ^r		
District Court.....	542,961 ^s				NH		460,664 ^s	72 ^s			74,611 ^s	12 ^s			2,009 ^s	<1 ^s	18,497 ^s	3 ^s		
Kansas--District Court.....	250,028 ^{1r}	3,008 ^{1r}	200,828 ^{1r}	80 ^{1r}			38,974 ^{1r}	16 ^{1r}									7,218 ^{1r}	3 ^{1r}		
Michigan--STATE TOTAL.....	1,665,010 ^{1s}	38,699 ^{1s}	218,670 ^{1s}	13 ^{1s}	808,755 ^{1s}	49 ^{1s}											56,979 ^{1s}	3 ^{1s}		
District Court.....	1,515,047 ^{1s}	31,681 ^{1s}	194,411 ^{1s}	13 ^{1s}	717,871 ^{1s}	47 ^{1s}											48,255 ^{1s}	3 ^{1s}		
Municipal Court.....	149,963 ^s	7,018 ^s	24,259 ^s	16 ^s	90,884 ^s	61 ^s											8,724 ^s	6 ^s		
Minnesota--County Court.....	487,879 ^{1r}	5,979 ^{1r}	96,386 ^{1r}	20 ^{1r}	218,389 ^{1r}	45 ^{1r}											14,454 ^{1r}	3 ^{1r}		
New Jersey--STATE TOTAL.....	3,068,800 ^s		2,608,477 ^s	85 ^s																
County District Court.....	61,464 ^s		52,565 ^s	86 ^s																
Municipal Court.....	3,007,336 ^s		2,555,912 ^s	85 ^s																
New York--District Court and City Court.....	326,599 ^r	8,182 ^r	212,856 ^r	65 ^r	NH				6,282 ^r	2 ^r	77 ^r	219,138 ^r	67 ^r	1,900 ^r	<1 ^r		100,365 ^r	31 ^r		
North Carolina--District Court.....	801,787 ^r	37,263 ^r	165,680 ^r	21 ^r													83,250 ^r	10 ^r		
North Dakota--STATE TOTAL.....	131,960 ^r				NH							129,920 ^r	98 ^r	1,880 ^r	1 ^r		160 ^r	<1 ^r		
County Court with Increased Jurisdiction.....	59,548 ^r				NH							59,201 ^r	99 ^r	334 ^r	<1 ^r		13 ^r	<1 ^r		
County Justice Court.....	27,664 ^r				NH							27,322 ^r	99 ^r	303 ^r	1 ^r		39 ^r	<1 ^r		
Municipal Court.....	44,748 ^r				NH							43,397 ^r	97 ^r	1,243 ^r	3 ^r		108 ^r	<1 ^r		
Ohio--STATE TOTAL.....	1,377,638 ^r	23,266 ^r	520,228 ^r	38 ^r	648,174 ^r	47 ^r										5,164 ^r	<1 ^r	44,830 ^r	3 ^r	
County Court.....	143,591 ^r	3,322 ^r	56,741 ^r	40 ^r	66,019 ^r	46 ^r										967 ^r	<1 ^r	1,886 ^r	1 ^r	
Municipal Court.....	1,234,047 ^r	19,944 ^r	463,487 ^r	38 ^r	582,155 ^r	47 ^r										4,197 ^r	<1 ^r	42,944 ^r	3 ^r	
Pennsylvania--District Justice Court.....	954,021 ^r	77,089 ^r	781,324 ^r	82 ^r	NH				39,227 ^r	4 ^r	51 ^r	820,551 ^r	86 ^r	37,862 ^r	4 ^r	31,448 ^r	3 ^r			
Puerto Rico--District Court.....	52,353 ^r	5,616 ^r	31,794 ^r	61 ^r	NH		NH		2,700 ^r	5 ^r	48 ^r	34,494 ^r	66 ^r	2,916 ^r	6 ^r		11,247 ^r	21 ^r		
Texas--STATE TOTAL.....	3,260,793 ¹	484,469 ¹	2,179,864 ¹	67 ¹					421,671 ¹	13 ¹	87 ¹	2,604,535 ¹	80 ¹	62,798 ¹	2 ¹		397,754 ¹	12 ¹		
County Court at Law and Constitutional																				
County Court.....	90,791 ^{1r}	1,342 ^{1r}	71,792 ^{1r}	79 ^{1r}	NH				732 ^{1r}	<1 ^{1r}	55 ^{1r}	75,524 ^{1r}	83 ^{1r}	610 ^{1r}	<1 ^{1r}		15,867 ^{1r}	17 ^{1r}		
Municipal Court.....	2,100,503 ^{1r}	327,216 ^{1r}	1,277,327 ^{1r}	61 ^{1r}	NH				272,388 ^{1r}	13 ^{1r}	83 ^{1r}	1,549,715 ^{1r}	74 ^{1r}	54,828 ^{1r}	3 ^{1r}		323,670 ^{1r}	15 ^{1r}		
Justice of the Peace Court.....	1,059,499 ¹	155,911 ¹	830,745 ¹	78 ¹					148,551 ¹	14 ¹	95 ¹	979,296 ¹	92 ¹	7,360 ¹	<1 ¹		58,217 ¹	5 ¹		
Utah--City Court.....	382,643 ^{1s}	6,958 ^{1s}	46,984 ^{1s}	12 ^{1s}	NH												8,839 ^{1s}	2 ^{1s}		
Vermont--District Court.....	71,894 ^r	369 ^r	59,887 ^r	83 ^r											1,249 ^r	2 ^r	759 ^r	1 ^r		
Washington--STATE TOTAL.....							905,391 ¹													
Municipal Court.....							115,331 ¹													
District Court and Justices of the Peace.....		58,391 ¹					148,516 ¹													

Note: All available data are entered in the table and all appropriate calculations are included. Blank spaces indicate that either the data are not available or the calculations were not appropriate.

NH = This case type is not handled in this court.
 - = Not applicable.

*Violations Bureau dispositions: These cases were disposed by a Violations Bureau, usually with just the payment of a fine. In the Texas Justice of the Peace Court these are called payment of fine dispositions.

(continued on next page)

TABLE 44: Traffic disposition type for trial courts, 1978. (continued)

^bParticular court or reporting system information:

The numbers of dispositions reported for Georgia courts in this table are different from those reported in the rest of this report. Georgia defines a case differently when counting types of dispositions than it does when counting filings or total dispositions. The total disposition figures used here are the sums of the number of cases given under each type of disposition.

^cData are not complete:

Alaska--The figures given include only "other traffic" cases.
Arizona--Data were unavailable for the Municipal Courts located in Eger, Kingman, Oro Valley, Patagonia, and Peoria.
Florida--Data are given for criminal traffic violations only. This court also handles civil traffic violations, but they may not be resolved by trial.
Georgia--Superior Court--Data are given only for cases filed on or after July 1, 1970.
Kansas--Data do not include juvenile traffic cases.

Michigan--District Court--No data were available from nine locations which represent ten percent of the grand total cases filed.
Minnesota--County Court--Data given do not include juvenile traffic cases.
Puerto Rico--The total trials figure was estimated by adding the trial convictions and trial acquittals.
Texas--All courts--All data are based on incomplete reporting. In the County Courts, ninety-seven percent of the monthly reports were collected. Municipal Court data are based on an ninety percent reporting rate, and do not include parking cases. Justice of the Peace Courts submitted seventy-seven percent of all possible reports.
Washington--Municipal Court--No data were available for eleven court locations.

^dExplanation of data included in the category:

Alaska--Dismissals include some change of venue cases.
Arizona--Bond forfeiture data include some guilty pleas.
Georgia--Dismissals are included in the nolle prosequi category.

TABLE 45: Traffic jury and non-jury trial dispositions, 1978.
 State and court. Jury trial definition. Number of dispositions and trials.
 Trials as a percent of dispositions. Numbers of jury trials, jury trials as a
 percent of dispositions and trials

State, and court title	Jury/ trial defini- tion	Number of disposi- tions	Number of trials	Trials as a percent of dispo- sitions	Number of jury trials	Jury trials as a percent of dispo- sitions	Jury trials as a per- cent of trials
Alaska:							
District Court.....	A	77,536 ¹	925 ¹	1 ¹	--	--	--
Arizona:							
Municipal Court.....	B	486,991 ¹	27,065 ¹	6 ¹	1,429 ¹	<1 ¹	5 ¹
California:							
Justice Court.....	B	488,757	18,960	4	476	<1	3
Municipal Court.....	F	12,526,357	222,663	2	3,712	<1	2
Colorado:							
County Court.....	C	148,679	9,096	6	754	<1	8
District of Columbia:							
Superior Court.....	A	53,952	1,559	3	70	<1	6
Florida:							
County Court.....	C	403,923	41,866	10	1,638	<1	4
Georgia:							
Superior Court.....	A	14,749	121	<1	59	<1	49
Probate Court.....	A	132,355	599	<1	--	--	--
State Court and County Court.....	A	174,230	2,915	2	347	<1	12
Hawaii:							
Circuit Court.....	C	100	2	2	2	2	100
Idaho:							
District Court.....	C	13	5	38			
Magistrate's Division.....	C	212,206	10,932	5			
Iowa:							
District Court.....	C	187,094	15,420	8	252	<1	2
Kansas:							
District Court.....	C	250,028 ¹	3,008 ¹	1 ¹	94 ¹	<1 ¹	3 ¹
Michigan:							
District Court.....	C	1,515,047 ¹	31,681 ¹	2 ¹	1,694 ¹	<1 ¹	5 ¹
Municipal Court.....	C	149,963	7,018	5	182	<1	3
Minnesota:							
County Court.....	A	518,806	5,979	1	336	<1	6
New York:							
District Court and City Court.....	A	326,599	8,182	3			
North Carolina:							
District Court.....	E	801,787	37,263	5	--	--	--
North Dakota:							
Municipal Court.....	A	44,748	44,640	99	--	--	--
Ohio:							
County Court.....	C	143,591	3,322	2	154	<1	5
Municipal Court.....	C	1,234,045	19,944	2	713	<1	4
Oklahoma:							
District Court.....	A	201,579	13,296	7			
Oregon:							
Municipal Court.....	C	176,848 ¹	26,467 ¹	15 ¹			
Pennsylvania:							
District Justice Court.....	A	954,021	77,089	8	--	--	--
Texas:							
Municipal Court.....	A	2,110,503 ^{1J}	327,216 ^{1J}	16 ^{1J}	1,759 ^{1J}	<1 ^{1J}	<1
Justice of the Peace Court.....	A	1,059,499 ¹	155,911	15 ¹	2,921	<1 ¹	2
Texas County Court at Law, Constitutional County Court, and Probate Court.....	A	90,791 ^{1J}	1,342 ^{1J}	2 ^{1J}	930 ^{1J}	1 ^{1J}	69 ^{1J}
Utah:							
City Court.....	C	382,643	6,958	2	239	<1	3
Vermont:							
District Court.....	A	71,894	369	1	9	<1	2
Washington:							
District Court and Justice of the Peace.....	C		58,391		902		2
Municipal and Police Court.....	C		22,322		168		1
Wisconsin:							
Circuit Court and County Court.....	F	71,581	12,302	17	477	<1	4

(continued on next page)

TABLE 45: Traffic jury and non-jury trial dispositions, 1978. (continued)

Note: All available data are entered in the table and all appropriate calculations are included. Blank spaces indicate that the data were not available or calculations were inappropriate.
 -- = Not applicable.

1 Data are not complete:

Alaska--District Court--Data only include other traffic, a category which represents 92 percent of the traffic filings.

Arizona--Municipal Court--Data were unavailable from five court locations.

Kansas--Data do not include juvenile traffic cases.

Michigan--District Court--Data were not given for Ann Arbor, Birmingham, Lapeer County, Kalamazoo, Livonia, Muskegon County, St. Joseph's County, South Haven, and Southfield.

Oregon--Only partial reports were received from 14 municipalities.

Texas--The Municipal Court reported 90% of their monthly reports, while the Justice of the Peace Court reported 77% and the Texas County Court at Law, Constitutional County Court, and Probate Court reported 97%.

2 Explanation of data included in the category:

Texas--Municipal Court--Does not include parking violations.--The County Court of Law, Constitutional County Court, and Probate Court are the only courts in the state that handle DWI/DUI cases.

Trial definitions:

A = A trial is counted if tried to judgment, completion, verdict, or decision.

B = A jury trial is counted when the jury selection begins (first juror is drawn).

C = A jury trial is counted when the jury is sworn (impaneled).

D = A non-jury trial is counted when the first witness is sworn.

E = A non-jury trial is counted at the point when an opening statement or the introduction of any evidence occurs.

F = A trial is counted when it has officially begun.

TABLE 46: Juvenile caseload for general jurisdiction, limited jurisdiction, and all trial courts 1978. State juvenile population. Disposed and end pending as a percent of filed. Number and percent change in pending

State	General Jurisdiction courts										Limited	
	Beginning pending	Filed	Disposed	End pending	As percent of filed		Change in pending		Beginning pending	Filed		
					Disposed	End pending	Number	Percent				
Alabama		17,229	15,072		87		(2,157)	2,740 ^P				
Alaska		1,296	1,063		82		(233)	NH	NH			
Arizona	240 ^I	1,207 ^I	1,177 ^I	270 ^I	98 ^I	22 ^I	30 ^I	12 ^I	NH	NH		
Arkansas	NH	NH	NH	NH	--	--	--	--	9,177	NH		
California		105,227	99,347		94		(5,880)	NH	NH			
Colorado		16,782						NH	NH			
Connecticut	NH	NH	NH	NH	--	--	--	4,444	14,854			
Delaware	NH	NH	NH	NH	--	--	--	--	8,702			
District of Columbia	1,224	6,384	6,502	1,106	102	17	-118	-10	--	--		
Florida		76,723 ^I	71,516 ^I		93 ^I		(5,207 ^I)	NH	NH			
Georgia	NH	NH	NH	NH	--	--	--	--	33,843	NH		
Guam	381	935	1,273	43	136	5	-338	-89	--	--		
Hawaii	3,414	7,756	7,751	3,419	100	44	5	<1	NH	NH		
Idaho	2,346	7,915	7,406	2,855	94	36	509	22	--	--		
Illinois	13,116	29,183	26,517	16,278	91	56	3,162	24	--	--		
Indiana	10,462	16,978	16,267	11,173	96	66	711	7	2,428	7,409		
Iowa		6,195	5,915		95		(280)		--	--		
Kansas		25,971	9,861 ^I						NH	NH		
Kentucky	NH	NH	NH	NH	--	--	--	--	34,114	NH		
Louisiana	NH	NH	NH	NH	--	--	--	--	33,361 ^I	NH		
Maine	NH	NH	NH	NH	--	--	--	--	5,350	NH		
Maryland	4,574 ^J	22,371	22,217	4,190 ^J	99		-384 ^J	-8 ^J	2,642 ^J	2,094		
Massachusetts	NH	NH	NH	NH	--	--	--	--	53,109	NH		
Michigan	NH	NH	NH	NH	--	--	--	--	24,415 ^I	NH		
Minnesota												
Mississippi												
Missouri	9,410	18,563	18,054	9,919	97	53	509	5	NH	NH		
Montana		1,381	1,005		73		(376)					
Nebraska	NH	NH	NH	NH	--	--	--	--	1,073 ^P	4,677		
Nevada		708 ^I							NH	NH		
New Hampshire	NH	NH	NH	NH	--	--	--	--				
New Jersey	NH	NH	NH	NH	--	--	--	--	13,491	92,380		
New Mexico	2,514	3,811	4,693	1,632	123	43	-882	-35	NH	NH		
New York	NH	NH	NH	NH	--	--	--	--	24,487 ^I	48,818 ^I		
North Carolina	NH	NH	NH	NH	--	--	--	--	21,629	NH		
North Dakota		5,709							NH	NH		
Ohio	19,773	210,539	206,258	24,054	98	11	4,281	22	NH	NH		
Oklahoma	6,273	8,141	6,863	7,548	84	93	1,275	20	NH	NH		
Oregon		14,523								133		
Pennsylvania	6,272	37,365	37,750	5,887	101	16	-385	-6	NH	NH		
Puerto Rico	1,449	5,595	6,085	959	109	17	-490	-34	NH	NH		
Rhode Island	NH	NH	NH	NH	--	--	--	--	6,888 ^P	NH		
South Carolina	NH	NH	NH	NH	--	--	--	--				
South Dakota		2,735 ^I	1,458 ^I									
Tennessee	NH	NH	NH	NH	--	--	--	--				
Texas	5,244 ^I	12,329 ^I	12,952 ^I	4,621 ^I	105 ^I	37 ^I	-623 ^I	-12 ^I	1,308 ^I	1,211 ^I		
Utah	NH	NH	NH	NH	--	--	--	--	23,367	NH		
Vermont	NH	NH	NH	NH	--	--	--	--	198	1,097		
Virginia	NH	NH	NH	NH	--	--	--	--	126,709	NH		
Washington		17,406							NH	NH		
West Virginia	3,097	6,115	6,251	2,961	102	48	-136	-4	NH	NH		
Wisconsin	4,728	27,578	26,080	6,225	95	23	1,497	32	NH	NH		
Wyoming		957							NH	NH		

Note: All available data are entered in the table and all appropriate calculations are included. Blank spaces indicate that the data are not available or the calculations were not appropriate.
 State totals represent reported data only, which may or may not include all of the actual caseload information.

NH = This case type is not handled in this court.
 -- = Not applicable.

1 Data are not complete:

Arizona--General jurisdiction court--There were no data reported for the courts located in Maricopa or Yuma counties.

Florida--General jurisdiction court--Data do not include status of offenses.

Georgia--Limited jurisdiction courts--No disposed data were available for the Court of Ware County.

Kansas--General jurisdiction court--Disposed figures do not include other juvenile cases.

Louisiana--Limited jurisdiction courts--No data were available for two locations of the City Court and Parish Court; data for the entire year for six other locations were estimated, based on varying amounts of data.

Maine--Limited jurisdiction courts--Data for the District Court were not reported for two court locations during six months of the reporting system.

Jurisdiction courts						All trial courts							
Disposed	End pending	As percent of filed		Change in pending		Beginning pending	Filed	Disposed	End pending	As percent of filed		Change in pending	
		Disposed	End pending	Number	Percent					Disposed	End pending	Number	Percent
NH	NH	--	--	--	--	2,740 ^P	17,229 ^P	15,072 ^P	87 ^P	(2,157 ^P)			
NH	NH	--	--	--	--	240 ^I	1,296	1,063	82	(233)			
NH	NH	--	--	--	--		1,207 ^I	1,177 ^I	270 ^I	98 ^I	22 ^I	30 ^I	12 ^I
NH	NH	--	--	--	--		9,177	105,227	94	(5,880)			
NH	NH	--	--	--	--		16,782						
14,549	4,749	98	32	305	7	4,444	14,854	14,549	4,749	98	32	305	7
							2,792						
						1,224	6,384	6,502	1,106	102	17	-118	-10
							76,723 ^I	71,516 ^I		93 ^I		(5,207 ^I)	
31,685 ^I							33,843	31,685 ^I					
						381	935	1,273	43	136	5	-338	-89
NH	NH	--	--	--	--	3,414	7,756	7,751	3,419	100	44	5	<1
							2,346	7,915	7,406	94	36	909	22
							13,116	29,183	26,517	91	56	3,162	24
6,709	3,128	91	42	700	29	12,890	24,387	22,976	14,301	94	59	1,411	11
							6,195	5,915		95		(280)	
NH	NH	--	--	--	--		25,971	9,861 ^I					
36,129		77		(7,985)			34,114	26,129	77			(7,985)	
4,400 ^I							33,361 ^I	4,400 ^I ^P					
1,907 ^I							5,350	1,907 ^I					
2,267	2,456 ^I	108		-186 ^I	-7 ^I	7,216 ^I	24,465	24,484	6,646 ^I	100		-570 ^I	-6 ^I
33,013 ^P							53,109	33,013 ^P					
15,799							24,415 ^I	15,799 ^P					
NH	NH	--	--	--	--	9,410	18,563	18,054	9,919	97	53	909	5
3,009	1,014 ^P			(1,368)		1,073 ^P	1,381 ^P	1,005 ^P	1,014 ^P	73 ^P		(376 ^P)	
NH	NH	--	--	--	--		708 ^I	4,677					
6,366								6,366					
90,736	15,135	98	16	1,634	12	13,491	92,380	90,736	15,135	98	16	1,644	12
NH	NH	--	--	--	--		2,514	4,693	1,632	123	43	-882	-35
59,778 ^I	13,297 ^I	122 ^I	27 ^I	-11,190 ^I	-46 ^I	24,487 ^I	48,818 ^I	59,778 ^I	13,297 ^I	122 ^I	27 ^I	-11,190 ^I	-46 ^I
22,581		104		(-952)			21,629	22,581		104		(-952)	
NH	NH	--	--	--	--		5,709						
NH	NH	--	--	--	--	19,773	210,539	206,298	24,054	98	11	4,281	22
NH	NH	--	--	--	--	6,273	8,141	6,863	7,548	84	93	1,275	20
							14,656						
						6,272	37,365	37,750	5,887	101	16	-385	-6
						1,449	5,595	6,085	959	109	17	-490	-34
							6,888 ^P						
15,551							2,735 ^I	15,551					
								1,458 ^I					
990 ^I	1,529 ^I	82 ^I	126 ^I	221 ^I	17 ^I	6,552 ^I	13,540 ^I	13,942 ^I	6,150 ^I	103 ^I	45 ^I	-402 ^I	-6
1,054	241	96	22	43	22	198	1,097	1,054	241	96	22	43	22
115,350		91		(11,359)			126,709	115,350		91		(11,359)	
NH	NH	--	--	--	--		17,406						
NH	NH	--	--	--	--	3,097	6,115	6,251	2,961	102	48	-136	-4
NH	NH	--	--	--	--	4,728	27,578	26,080	6,225	95	23	1,497	32
NH	NH	--	--	--	--		957						

Michigan--Limited Jurisdiction courts--Incomplete data were available from six locations of the Probate Court.
 Nevada--General Jurisdiction court--The only data that were available are for the court located in the Second District (Washoe County). Approximately twenty-five percent of the total state population lives there.
 New York--Limited Jurisdiction courts--Incomplete data were available from the Family Court in Kings County.
 South Dakota--General Jurisdiction court--No data are included for cases heard by the lawyer magistrates and lay magistrate/clerks who also serve this court. The filed figure does not include other juvenile cases; the disposed figure does not include criminal-type of offense or status offense cases.
 Texas--All courts--Data reported for all courts in this table are based on a less than complete number of monthly reports. The reporting rate for the Texas District Court and Criminal District Court (general Jurisdiction) was ninety-eight percent and for the Constitutional County Court and County Court at Law (limited Jurisdiction) was ninety-seven percent.
 Explanation of data included in the category:
 Maryland--All courts--Pending data include figures for criminal adult offenses against juveniles in addition to the juvenile data. Juvenile cases are heard in the District Court (the court of limited Jurisdiction) in Montgomery County, but in the Circuit Court (the court of general Jurisdiction) in the rest of the state.
 PData were not available for all courts in the state. See Tables 15 and 16 for more detail on the sources of data reported in this table.

TABLE 49: Non-offense caseload for trial courts, 1978.
State juvenile population. Courts reporting non-offense caseload. Disposed and end pending as a percent of filed. Number and percent change in pending. Filed per 100,000 juvenile population

State and court title	Juvenile population in thousands	Beginning pending	Filed	Disposed	End pending	As percent of filed		Change in pending		Filed (dis- posed) per 100,000 population
						Disposed	End pending	Number	Percent	
Arizona--Superior Court ¹	744	240 ¹	1,207 ¹	1,177 ¹	270 ¹	98 ¹	22 ¹	30 ¹	12 ¹	162 ¹
California--Superior Court.....	6,250		17,524	16,013		91		(1,511)		280
Colorado--District Court and Denver Juvenile Court.....	799		2,191							274
Connecticut--Juvenile Court.....	846	398	909	948	359	104	39	-39	-10	107
District of Columbia--Superior Court.....	176	165	502	543	124	108	25	-41	-25	285
Florida--Circuit Court.....	2,237		20,830	17,823		86		(3,007)		931
Georgia--Juvenile Court ¹	1,576		4,387	4,016 ¹						278
Hawaii--Circuit Court.....	276	167	365	290	242	79	66	75	45	132
Idaho--STATE TOTAL.....	287	231	527	481	277	91	53	46	20	184
District Court.....	--	1	1	1	1	100	100	0	0	<1
Magistrates Division.....	--	230	526	480	276	91	52	46	20	183
Kansas--District Court.....	653		1,899							291
Louisiana--City Court, Parish Court and Municipal and Traffic Court.....	1,306		395 ¹	359 ¹		91 ¹		(36 ¹)		30 ¹
Massachusetts--STATE TOTAL.....	1,565		1,332	534 ^P						85
District Court.....	--		964	534		55		(430)		62
Juvenile Court.....	--		368							24
Michigan--Probate Court.....	2,795		3,824 ¹							137 ¹
Minnesota--County Court.....	1,190			1,797						(151)
New Hampshire--STATE TOTAL.....	254			470						(185)
District Court.....	--			455						(179)
Municipal Court.....	--			15						(6)
New York--Family Court.....	4,890	7,252 ¹	8,970 ¹	32,044 ¹	3,948 ¹	134 ¹	44 ¹	-3,304 ¹	-46 ¹	183 ¹
North Carolina--District Court.....	1,638		5,198	6,402		123		(-1,204)		317
North Dakota--District Court.....	198		329							166
Oklahoma--District Court.....	814	1,723	2,384	1,827	2,277	77	96	554	32	293
Rhode Island--Family Court.....	254		420							165
South Carolina--Family Court.....	914			199						(22)
Utah--Juvenile Court.....	487		1,733							356
Wisconsin--Circuit Court and County Court.....	1,377	822	7,750	7,392	1,175	95	15	353	43	563

Note: All data are entered in the table and all appropriate calculations are included. Blank spaces indicate that either the data are not available or the calculations were not appropriate.

-- = Not applicable.

¹Judge Information:

Georgia--Judges of the State Court handle juvenile cases in those circuits not served by a Juvenile Court. Those cases are included in these figures. Data are not complete:

Arizona--Data were unavailable from Maricopa and Yuma counties.

Georgia--No data were available for cases disposed in Ware County.

Louisiana--Data were unavailable from the courts located in the cities of Houma and Plaquemines.

Michigan--Only incomplete data were available from six locations. Data from all other locations were complete.

New York--Only incomplete data were available from Kings County.

Data were not available for all courts in the state.

Michigan--Circuit Court.....	15,837	18,090	20,371	19,027	19,970	21,659	26,191	26,426	26,172	17,744
Missouri--Circuit Court and Court of Common Pleas..				15,326	14,469	16,311	17,760	18,080	18,130	19,020
New Hampshire--Superior Court.....	2,583	3,219	3,601	4,665	4,853	5,145	6,321	6,431	6,992	7,136
New Jersey--Superior Court and County Court.....	20,198	22,776	27,872	32,141	28,830	28,033	31,500	31,680	29,038	27,084
North Carolina--STATE TOTAL.....				1,041,186	1,070,891	1,136,140	1,174,533	1,097,737	1,135,804	1,229,536
Superior Court.....				40,293	42,359	46,628	53,505	52,547	51,264	53,278
District Court.....				1,000,893	1,028,532	1,089,512	1,121,028	1,045,190	1,082,540	1,176,258
Ohio--Court of Common Pleas.....				24,155	25,121	28,782	31,554	30,527	30,835	31,575
Oklahoma--District Court.....	177,870	206,536	204,094	210,164	186,407	172,797	207,178	233,821	245,082	267,875
Pennsylvania--Court of Common Pleas.....				67,230	62,078	67,047	78,141	76,302	73,058	72,562
Rhode Island--District Court.....				40,399	48,139	51,396	43,267	28,757	30,118	31,457
Tennessee--Circuit Court and Criminal Court.....	19,401	20,890	21,882	20,104	21,953	26,583	29,462	29,609	30,062	28,148
Utah--District Court.....			1,920	2,098	2,328	**	2,643	3,068	3,352	3,444
Juvenile cases										
Colorado--District Court and Denver Juvenile Court				12,736	13,278	17,314	21,798	22,838	22,837	22,867
District of Columbia--Superior Court				7,665	7,847	7,772	7,756	7,391	6,289	6,384
Maryland--STATE TOTAL.....	17,886	18,335	21,916	25,498	22,871	24,527	25,330	28,373	26,601	24,465
Circuit Court.....	16,266	16,627	20,441	24,280	21,325	22,439	23,471	25,296	23,702	22,371
District Court.....	1,620	1,708	1,475	1,218	1,546	2,088	1,859	3,077	2,899	2,094
Missouri--Circuit Court and Court of Common Pleas..				15,785	16,437	17,161	18,791	16,929	16,734	18,563
New Hampshire--District Court and Municipal Court..	2,681	2,741	2,912	2,883	3,580		5,497			
New Jersey--Juvenile and Domestic Relations Court..	42,200	50,304	53,581	58,816	63,852	72,335	82,657	84,484	82,243	92,380
Pennsylvania--Court of Common Pleas.....				24,770	27,094	35,120	39,882	37,084	35,614	37,365

Note: All available data are included in the table. Blank spaces indicate that data were not available. The courts listed in this table represent those courts which reported five or more years of cases filed data as of the 1977 Annual Report.

-- = Not applicable.

^aCourt Jurisdiction:

Kansas--District Court--Trial courts in Kansas were unified during the 1977 court year. Cases previously filed in all trial courts except the Municipal Court are now filed in the District Court.

^cCase definition or unit of count:

Maryland--District Court--The criminal unit of count used in this table is the number of charges. Elsewhere in this volume it is the number of defendants on the information, indictment, or complaint.

^dData are not complete:

Arizona--Data given for the 1978 court year do not include juvenile data from Maricopa or Yuma counties. Data given for 1977 court year do not include juvenile dependency data for one county or juvenile traffic data for two counties.

Arkansas--Court of Common Pleas--Figures given for the 1978 court year do not include data for Chicot county. Figures given for the 1977 court year do not include data for two counties.

California--Superior Court--(1978 only)--Data for civil cases include torts and other civil complaints. Data for criminal cases include felonies only.

Colorado--County Court--Civil, Criminal, and total figures given do not include data from the court located in Denver. Criminal figures include traffic cases from all court locations except from the court located in Denver.

District Court, and Denver Superior and Probate Courts--Figures given for the 1977 and 1978 court years do not include adoption and paternity and support cases.

Water Court--Figures given do not include postjudgment actions.

Connecticut--Superior Court--No data are included for the Appellate Session.

Court of Common Pleas--Civil data given are for cases on the "family docket" and "non-family docket" only.

Delaware--Superior Court--Data given do not include civil involuntary commitment cases.

Court of Chancery--Data given only include other civil cases.

Court of Common Pleas--(1978 only)--Other civil miscellaneous cases are missing from the court located in New Castle County for six months.

District of Columbia--Figures given do not include reinstated cases, and therefore differ from those given in the court statistical profile found in Part II of this report. Data in this table were obtained from Table 9 of the District of Columbia's 1978 Annual Report.

Idaho--Data given do not include appeals.

Kansas--District Court--(1978 only)--Figures do not include other estate cases.

Maryland--Circuit Court--Figures for total cases do not include sentence review only cases. Criminal cases do not include sentence review only cases or adult offenses against juveniles.

District Court--Comparable data are unavailable for 1978 due to a change in the unit of count at the District Court level.

Michigan--Circuit Court--(1978 only)--No data were available for Jackson County. Data reported for civil and criminal cases separately were unavailable for six counties. These counties were only able to report the grand total filing figure. These courts represent thirty-three percent of the total cases filed.

North Carolina--Superior Court--Figures given do not include civil, estate or special proceedings cases. These cases are handled by the clerks of this court.

District Court--Figures given for total cases do not include any juvenile data.

Oklahoma--District Court--(1978 only)--Figures given for criminal and total cases do not include criminal postconviction remedy cases.

Oregon--Circuit Court--Figures given for total cases do not include adoption, estate mental health, or juvenile data.

District Court--Figures given for total cases in 1977 and 1978 do not include domestic relations, estate, or mental health cases.

Washington--District Court--(1978 only)--Data do not include Municipal Court cases that were processed by the District Court.

^eExplanation of data included in the category:

Colorado--District Court and Denver Superior Court--Adoption and paternity and support cases are included with the juvenile rather than with the civil caseload, where they are classified in other tables in this report.

District of Columbia--Criminal figures include a few traffic cases.

North Carolina--District Court--Both criminal and traffic cases are included in the figures reported as criminal in this table.

Oklahoma--District Court--Data reported as civil include civil and juvenile cases. Data reported as criminal include criminal and traffic cases.

Washington Municipal Court--(1978 only)--Data include cases processed by the District Courts that contract with the municipalities for that purpose.

^fData were not available for all courts in the state.

^gThe missing data for Utah in 1974 was a result of a change from fiscal to calendar year reporting.

TABLE 51: Number and percent change in filed cases (total, civil, criminal, and juvenile cases) year to year and for 10-year period for trial courts, 1969-1978. (continued)

State and court title	Number and percent change in cases filed									
	1969 to 1970	1970 to 1971	1971 to 1972	1972 to 1973	1973 to 1974	1974 to 1975	1975 to 1976	1976-1977	1977-1978	1969 to 1978
Criminal cases										
Michigan--Circuit Court.....	2,253 (14%)	2,281 (15%)	-1,344 (-7%)	943 (5%)	1,689 (8%)	4,532 (21%)	235 (<1%)	-254 (<-1%)	(1)	1,907 (12%)
Missouri--Circuit Court and Court of Common Pleas..				-877 (-6%)	1,892 (13%)	1,419 (9%)	320 (2%)	50 (<-1%)	890 (5%)	
New Hampshire--Superior Court.....	736 (28%)	282 (8%)	1,064 (30%)	188 (4%)	292 (6%)	1,176 (23%)	110 (2%)	561 (9%)	144 (2%)	4,553 (176%)
New Jersey--Superior Court and County Court.....	2,978 (13%)	5,096 (22%)	4,269 (15%)	-3,311 (-10%)	-797 (-3%)	3,467 (12%)	180 (<-1%)	-2,642 (-8%)	-1,954 (-7%)	6,886 (34%)
North Carolina--STATE TOTAL.....				29,705J(3%)	65,249J(6%)	38,395J(3%)	-76,796J(-7%)	36,067J(3%)	95,732J(8%)	
Superior Court.....				2,066 (5%)	4,269 (10%)	6,877 (15%)	-998 (-2%)	-1,283 (-2%)	2,014 (4%)	
District Court.....				27,639J(3%)	60,980J(6%)	31,516J(3%)	-75,838J(-7%)	37,350J(4%)	93,718J(9%)	
Ohio--Court of Common Pleas.....				966 (4%)	3,661 (15%)	2,772 (10%)	-1,027 (-3%)	308 (1%)	740 (2%)	
Oklahoma--District Court.....	28,866 (16%)	-2,442 (-1%)	6,070 (3%)	-23,757 (-11%)	-13,610 (-7%)	34,381 (20%)	26,643 (13%)	11,261 (5%)	22,793 (9%)	90,005 (51%)
Pennsylvania--Court of Common Pleas.....				-5,152 (-8%)	4,969 (8%)	11,094 (17%)	-1,839 (-2%)	-3,244 (-4%)	-496 (<-1%)	
Rhode Island--District Court.....				7,740 (19%)	3,257 (9%)	-8,129 (-16%)	-14,310 (-34%)	1,361 (3%)	1,339 (4%)	
Tennessee--Circuit Court and Criminal Court.....	1,489 (8%)	992 (5%)	-1,778 (-8%)	1,849 (9%)	4,630 (21%)	2,879 (11%)		147 (<-1%)	455 (2%)	8,747 (45%)
Utah--District Court.....				178 (9%)	230 (11%)		425 (16%)	284 (9%)	92 (3%)	
Juvenile Cases										
Colorado--District Court and Denver Juvenile Court.....				542J(4%)	4,036J(30%)	4,484J(26%)	1,040J(5%)	-6,760J(-30%)	30J(<-1%)	
District of Columbia--Superior Court.....				182J(2%)	-75J(-1%)	-16J(<-1%)	-365J(-5%)	-1,102J(-15%)	95J(2%)	
Maryland--STATE TOTAL.....	449 (3%)	3,581 (20%)	3,582 (16%)	-2,627 (-10%)	1,656 (7%)	803 (3%)	3,043 (12%)	-1,772 (-6%)	-2,136 (-8%)	6,579 (37%)
Circuit Court.....	357 (2%)	3,818 (23%)	3,839 (19%)	-2,955 (-12%)	1,114 (5%)	1,032 (5%)	1,825 (8%)	-1,594 (-6%)	-1,331 (-6%)	6,105 (38%)
District Court.....	92 (6%)	-237 (-14%)	-257 (-17%)	328 (27%)	542 (35%)	-229 (-11%)	1,218 (66%)	-178 (-6%)	-805 (-28%)	474 (29%)
Missouri--Circuit Court and Court of Common Pleas..				652 (4%)	724 (4%)	1,590 (9%)	-1,822 (-10%)	-195 (-1%)	1,829 (11%)	
New Hampshire--District Court and Municipal Court..	60 (2%)	171 (6%)	-29 (-1%)	697 (24%)						
New Jersey--Juvenile and Domestic Relations Court..	8,104 (19%)	3,277 (7%)	5,235 (10%)	5,036 (9%)	8,483 (13%)	10,322 (14%)	1,827 (2%)	-2,241 (-3%)	10,137 (12%)	50,180 (119%)
Pennsylvania--Court of Common Pleas.....				2,324 (9%)	8,026 (30%)	4,762 (14%)	-2,798 (-7%)	-1,470 (-4%)	1,751 (5%)	

Note: All available data are included in the table. Blank spaces indicate that data were not available. The courts listed in this table represent those courts which reported five or more years of cases filed data as of the 1977 Annual Report.

-- = Not applicable.

Court Jurisdiction:

Kansas--District Court--Trial courts in Kansas were unified during the 1977 court year. Cases previously filed in all trial courts except the Municipal Court are now filed in the District Court. Since the jurisdiction of this court changed so dramatically as a result of the unification, no comparisons between the caseload before and after the change are made.

Case definition or unit of count:

Maryland--District Court--The criminal unit of count used in this table is the number of charges. Elsewhere in this volume it is the number of defendants on the information, indictment, or complaint.

Data are not complete:

Arizona--Data given for the 1978 court year do not include juvenile data from Maricopa or Yuma counties. Data given for 1977 court year do not include juvenile dependency data for one county or juvenile traffic data for two counties.
 Arkansas--Court of Common Pleas--Figures given for the 1978 court year do not include data for Chicot county. Figures given for the 1977 court year do not include data for two counties.
 California--Superior Court--(1978 only)--Data for civil cases include torts and other civil complaints. Data for criminal cases include felonies only.
 Colorado--County Court--Civil, Criminal, and total figures given do not include data from the court located in Denver. Criminal figures include traffic cases from all court locations except from the court located in Denver.
 District Court, and Denver Superior and Probate Courts--Figures given for the 1977 and 1978 court years do not include adoption and paternity and support cases.
 Water Court--Figures given do not include postjudgment actions.
 Court of Common Pleas--Civil data given are for cases on the "family docket" and "non-family docket" only.
 Delaware--Superior Court--Data given do not include civil involuntary commitment cases.
 Court of Chancery--Data given only include other civil cases.
 Court of Common Pleas--(1978 only)--Other civil miscellaneous cases are missing from the court located in New Castle County for six months.
 District of Columbia--Figures given do not include reinstated cases, and therefore differ from those given in the court statistical profile found in Part II of this report. Data in this table were obtained from Table 9 of the District of Columbia's 1978 Annual Report.
 Idaho--Data given do not include appeals.

Kansas--District Court--(1978 only)--Figures do not include other estate cases.
 Maryland--Circuit Court--Figures for total cases do not include sentence review only cases. Criminal cases do not include sentence review only cases or adult offenses against juveniles.
 District Court--Comparable data are unavailable for 1978 due to a change in the unit of count at the District Court level.
 Michigan--Circuit Court--(1978 only)--No data were available for Jackson County. Data reported for civil and criminal cases separately were unavailable for six counties. These counties were only able to report the grand total filing figure. These courts represent thirty-three percent of the total cases filed.
 North Carolina--Superior Court--Figures given do not include civil estate or special proceedings cases. Those cases are handled by the clerks of this court.
 District Court--Figures given for total cases do not include any juvenile data.
 Oklahoma--District Court--(1978 only)--Figures given for criminal and total cases do not include criminal postconviction remedy cases.
 Oregon--Circuit Court--Figures given for total cases do not include adoption, estate, mental health, or juvenile data.
 District Court--Figures given for total cases in 1977 and 1978 do not include domestic relations, estate, or mental health cases.
 Washington--District Court--(1978 only)--Data do not include Municipal Court cases that were processed by the District Court.
Explanation of data included in the category:
 Colorado--District Court and Denver Superior Court--Adoption and paternity and support cases are included with the juvenile rather than with the civil caseload, where they are classified in other tables in this report.
 District of Columbia--Criminal figures include a few traffic cases.
 North Carolina--District Court--Both criminal and traffic cases are included in the figures reported as criminal in this table.
 Oklahoma--District Court--Data reported as civil include civil and juvenile cases. Data reported as criminal include criminal and traffic cases.
 Washington Municipal Court--(1978 only)--Data include cases processed by the District Courts that contract with the municipalities for that purpose.
 Data were not available for all courts in the state.
 **The missing data for Utah in 1974 was a result of a change from fiscal to calendar year reporting.

**Part 2:
State court
statistical profiles**

Part 2 State court statistical profiles

The following section begins with blank prototypes of the three different types of tables that make up the profile of the court system of each state. The first prototype is a diagram depicting the organization of the courts within a state, including number of judges and number of courts, their jurisdictions and routes of appeal. The second and third prototype tables provide the reader with an outline of the case categories into which actual data from appellate and trial courts have been classified.

Following the blank prototypes are the state statistical profiles, which contain the actual court caseload statistics. State profiles are arranged in alphabetical order by state name with the organization chart for the state court system presented first, followed by the statistical profiles for the court(s) of last resort, intermediate appellate court(s) (if any), general jurisdiction court(s), and limited or special jurisdiction court(s) (if any).

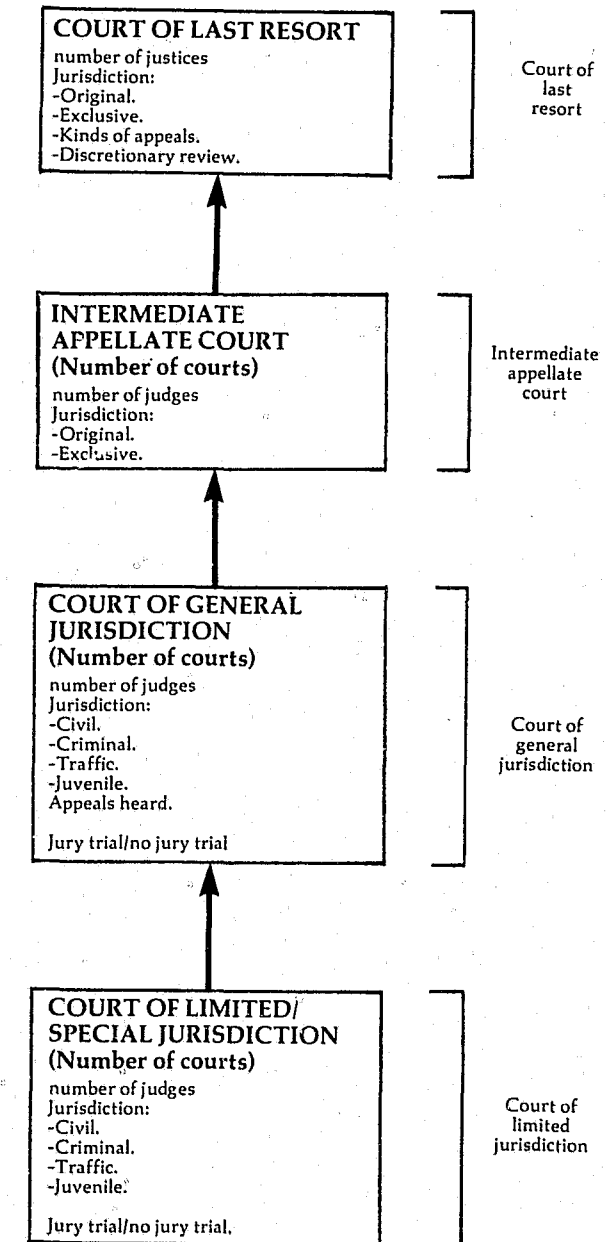
The statistical profile for each court is the basic source document used in compiling the summary tables in Part I. Along with the name of the court, the level of the court, the number of court divisions, the number of judges, and the time span covered by the data, each profile shows the actual

caseload data reported by that court. Data are classified into the general categories chosen by the NCSP as being most representative of the kinds of data reported by the states. For example, a divorce action reported by a trial court is displayed as a "marriage dissolution" case under the general heading of "domestic relations" for "civil" caseload. NCSP classifications are shown in the prototypes and appear in boldface on the statistical profiles.

Footnotes are used in these statistical profiles to explain any peculiarities regarding the data as reported by each court and to qualify data, as necessary, when transferred from the statistical profiles to the summary tables in Part I. Standard footnote headings, as indicated on the prototypes, have been adopted for use in this report and will continue to be used in the annual report series. These standard headings give the subject matter of the footnote. If further explanation is needed, informational statements are provided on the profiles under the standard footnote heading.

In Part II the source of data is indicated at the bottom of each state court profile. A complete listing of sources is included in Appendix B.

STATE COURT SYSTEM, 1978



STATE NAME, COURT NAME
Court of last resort or intermediate appellate court
Number of court divisions, Number of judges
Time period covered

Table with 5 columns: Beginning pending, Filed, Disposed, End pending. Rows include Cases: Appeals (Civil, Criminal, Postconviction remedy, etc.), Other cases: Original proceedings, Requests to appeal, and Total cases.

Table with 3 main sections: Manner of disposition (Opinion, Memorandum, etc.), Disposition of cases (Appeals, Sentence review), and Time interval (months/days) with sub-columns for Number of cases, Mean, and Median.

Table with 4 main columns: Notice of appeal to ready for hearing, Ready for hearing to under advisement, Under advisement to oral argument completed, and Notice of appeal to decision. Each column has sub-columns for Number of cases, Mean, and Median.

Disposition of other cases table with columns: Opinion (Granted, Denied), Memorandum decision (Granted, Denied), Order (Granted, Denied). Rows include Original proceedings, Requests to appeal, and Total other cases.

Age of pending cases (days) table with columns: Awaiting court reporter's transcript, Awaiting appellant's brief, Awaiting respondent's brief, Ready for hearing, Under advisement. Sub-columns show time intervals (0-60, 61-120, Over 120 days) and Average age of pending cases.

Table with 2 columns: Disposition (Appeals, Original proceedings, Requests to appeal, Total cases) and a corresponding numerical column.

Blotface headings indicate the classifications used by the NCSP. Blank space = Not enough information is known. The case category may or may not be handled by the court. N/A = This case type is handled by the court, but the data are unavailable. X = The data for this case type are known to be included in the total but were not available by category. -- = Not applicable.

Source:

STATE NAME, COURT NAME
 Court of general jurisdiction or court of limited jurisdiction
 Number of circuits or districts, Number of judges
 Time period covered

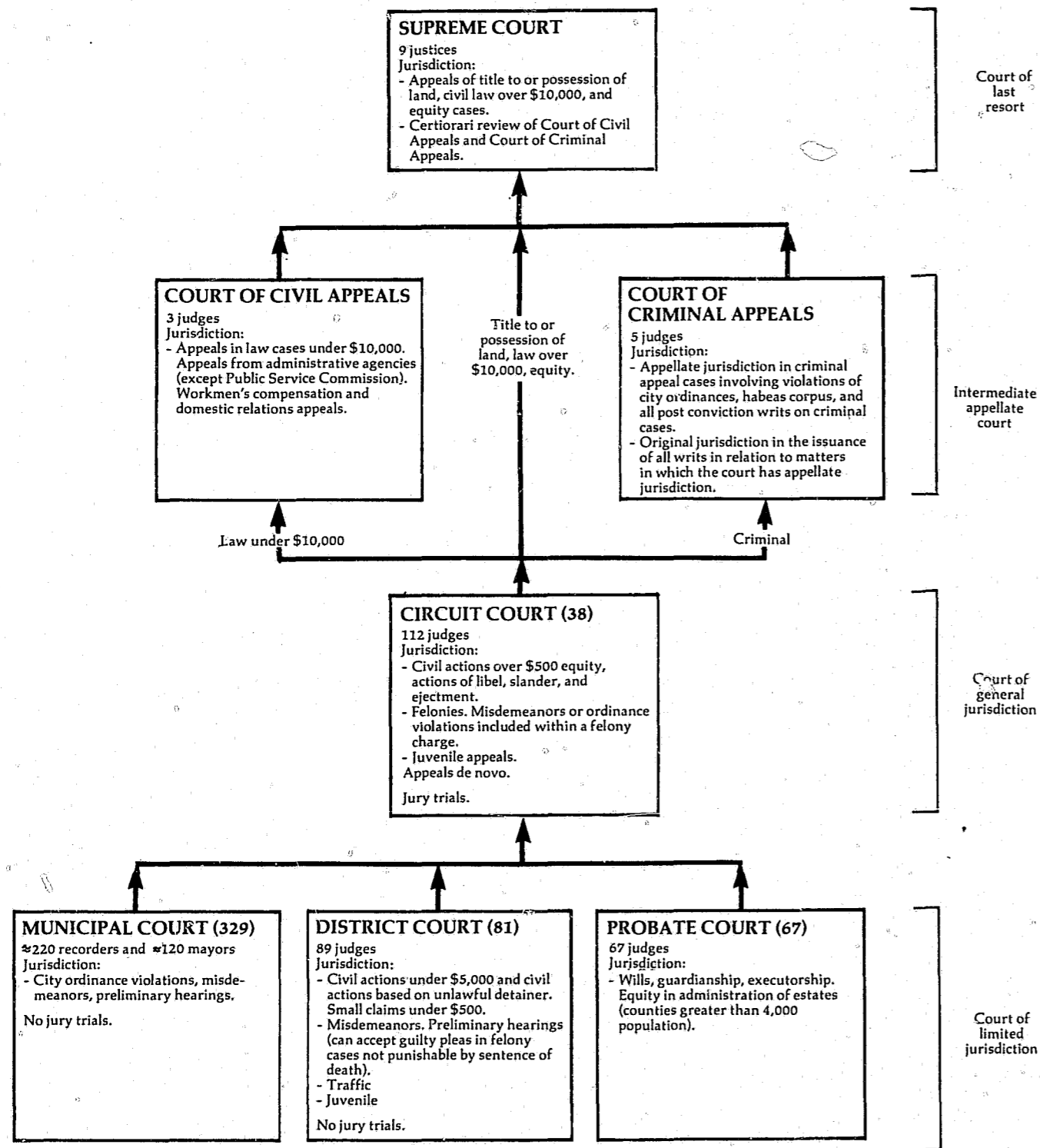
	Beginning pending	Filed	Disposed	End pending
Civil:				
Law				
Tort:				
Auto tort				
Professional tort				
Product liability tort				
Other tort				
Total				
Contract				
Small claims				
Real property rights				
Equity				
Domestic relations:				
Marriage dissolution				
Support/custody				
Adoption				
Other domestic relations				
Total				
Estate:				
Probate/wills/intestate				
Guardianship/conservatorship/trusteeship				
Other estate				
Total				
Mental health				
Appeal:				
Appeal of administrative agency case				
Appeal of trial court case				
Total				
Extraordinary writ				
Postconviction remedy				
Other civil				
Total civil				
Criminal:				
Felony				
Misdemeanor				
Felony/misdemeanor				
Preliminary hearing				
Ordinance violation				
Appeal				
Extraordinary writ				
Postconviction remedy				
Sentence review only				
Other criminal				
Total criminal				
Traffic:				
DWI/DUI				
Other traffic violation				
Parking violation				
Total traffic				
Juvenile:				
Criminal-type offense				
Status offense				
Non-offense				
Other juvenile				
Total juvenile				
Grand total				

	Trial		Total
	Jury	Non-jury	
Civil:			
Law			
Tort:			
Auto tort			
Professional tort			
Product liability tort			
Other tort			
Total			
Contract			
Small claims			
Real property rights			
Equity			
Domestic relations:			
Marriage dissolution			
Support/custody			
Adoption			
Other domestic relations			
Total			
Estate:			
Probate/wills/intestate			
Guardianship/conservatorship/ trusteeship			
Other estate			
Total			
Mental health			
Appeal:			
Appeal of administrative agency case			
Appeal of trial court case			
Total			
Extraordinary writ			
Postconviction remedy			
Other civil			
Total civil			
Criminal:			
Felony			
Misdemeanor			
Felony/misdemeanor			
Preliminary hearing			
Ordinance violation			
Appeal			
Extraordinary writ			
Postconviction remedy			
Sentence review only			
Other criminal			
Total criminal			
Traffic:			
DWI/DUI			
Other traffic violation			
Parking violation			
Total traffic			
Juvenile:			
Criminal-type offense			
Status offense			
Non-offense			
Other juvenile			
Total juvenile			
Grand total			

Age at disposition:	Time interval (days)		Mean	Median
	Number of Cases			
Civil:				
Law				
Tort:				
Auto tort				
Professional tort				
Product liability tort				
Other tort				
Total				
Contract				
Small claims				
Real property rights				
Equity				
Domestic relations:				
Marriage dissolution				
Support/custody				
Adoption				
Other domestic relations				
Total				
Estate:				
Probate/wills/intestate				
Guardianship/conservatorship/ trusteeship				
Other estate				
Total				
Mental health				
Appeal:				
Appeal of administrative agency case				
Appeal of trial court case				
Total				
Extraordinary writ				
Postconviction remedy				
Other civil				
Total civil				
Criminal:				
Felony				
Misdemeanor				
Felony/misdemeanor				
Preliminary hearing				
Ordinance violation				
Appeal				
Extraordinary writ				
Postconviction remedy				
Sentence review only				
Other criminal				
Total criminal				
Traffic:				
DWI/DUI				
Other traffic violation				
Parking violation				
Total traffic				
Juvenile:				
Criminal-type offense				
Status offense				
Non-offense				
Other juvenile				
Total juvenile				
Grand total				

(continued on next page)

ALABAMA COURT SYSTEM, 1978



↑ Indicates route of appeal.

ALABAMA SUPREME COURT
Court of last resort
9 justices
October 5, 1977 to September 30, 1978

	Beginning pending	Filed	Disposed	End pending
Cases:				
Appeals:				
Appeals	0	X	X	0
Petitions for writs of certiorari granted	0	(55) ^e	X	0
Total appeals	0fk	X (55) ^e	381j	0
Other cases:				
Original proceedings:				
Original jurisdiction:				
Miscellaneous mattersj	0	93j	93j	0
Total	0	93	93	0
Requests to appeal:				
Petitions for writ of certiorari	0	248	193 (55) ^e	0
Total other cases	0	341	286 (55) ^e	0
Total cases	0fk	667 (55)^e	667 (55)^e	0k

Manner of disposition
Written opinion 381

Boldface headings indicate the classifications used by the NCSF.
N/A - This case type is handled by the court but the data are unavailable.
X - The data for this case type are known to be included in the total but were not available by category.
^cCases not included in the total to avoid double counting:
Petitions for writ of certiorari granted are not counted as disposed until the resulting appeal is disposed; a filing is not counted for the resulting appeal. These numbers of granted petitions for writ of certiorari are the figures appearing in the parentheses.
^fBeginning pending figure for the 1978 court year does not equal the end pending figure for the 1977 court year:
Data for 1977 were available for all filed cases. In 1978, data were available only for cases under submission. This difference affects the reported size of the pending caseload.
^jExplanation of data included in the category:
The figure given for the number of appeals disposed represents the number of opinions written during the year.
Miscellaneous matters include prisoner petitions and requests to take the Bar Exam.
^kAdditional information:
Data are given on this profile only for cases already under submission.
All cases submitted to the court are decided within the term year. The cases pending on 9/30/78 were either not ready for submission to the court or were scheduled for oral argument on the October 1978 docket.

Source: The Administrative Director of the Courts, Annual Report, 1978 (Montgomery, Alabama)(unpublished).
Statistics are from the annual report and unpublished data except that totals have been computed where necessary.

ALABAMA COURT OF CIVIL APPEALS^a
Intermediate appellate court
3 judges
October 1977 to September 1978

	Beginning pending	Filed	Disposed	End pending
Cases:				
Appeals:				
Civil:				
Cases	140	361 ¹	346 ¹	155 ¹
Total appeals	140	361	346	155
Other cases:				
Original proceedings	—	—	—	—
Requests to appeal	—	—	—	—
Total other cases	—	—	—	—
Total cases	140	361	346	155
Other proceedings:				
Rehearing requests	—	79	79	—
Total other proceedings	—	79	79	—

Manner of disposition¹

Written opinion 229
Dismissed 2

Disposition of appeals¹

Opinion:
Affirmed 163
Reversed 51
Affirmed in part/reversed in part 15

Time interval (average weeks)¹

From filing notice of appeal to completing the record .. 8
From completing the record to appellant's brief 5
From appellant's brief to appellee's brief 4
From appellee's brief to oral arguments 6
From oral argument to written opinion released 3
From notice of appeal to written opinion 24

Boldface headings indicate the classifications used by the NCSP.

Blank space = Not enough information is known. The case category may or may not be handled by the court.

^aCourt jurisdiction:

Court has jurisdiction in civil appeal and appeal of administrative agency cases only. Figures for these two categories could not be separated for inclusion in this chart.

¹Special source or revision in data:

These data were supplied by the clerk of the court during data verification.

Source: The Administrative Director of Courts, Annual Report, 1978 (Montgomery, Alabama)(unpublished). Statistics are from the annual report and unpublished data except that totals have been computed where necessary, and additional data were supplied by the clerk of the court during data verification.

ALABAMA COURT OF CRIMINAL APPEALS^a
Intermediate appellate court
5^c judges
October 1977 to September 1978

	Beginning pending	Filed	Disposed	End pending
Cases:				
Appeals:				
Criminal:				
Cases	548 ^{jk}	912 ^j	838 ^j	622 ^{jk}
Total appeals ^j	548 ^{jk}	912 ^j	838 ^j	622 ^{jk}
Other cases:				
Original proceedings	—	—	—	—
Requests to appeal:				
Notice of appeal	(4)	(4)	(4)	(4)
Total other cases	—	—	—	—
Total cases¹	548^{jk}	912^j	838^j	622^{jk}

Manner of disposition¹

Opinion 318
Without opinion 301
Decided en banc 219

Disposition of cases¹

Affirmed 466
Reversed and remanded 54
Remanded with directions... 10
Reversed and rendered 2
Dismissed 12
Petition denied 75
Cases decided en banc
(original proceedings) ... 219

Boldface headings indicate the classifications used by the NCSP.

Blank space = Not enough information is known. The case category may or may not be handled by the court.

^aCourt jurisdiction:

Court has jurisdiction in criminal appeal cases only.

^cJudge information:

There are in addition three supernumerary judges assigned to this court.

^dData are not complete:

Total cases do not include petitions disposed of in the clerk's office at the direction of the court.

^jExplanation of data included in the category:

Total appeals include notice of appeal cases as well as appeals.

Notice of appeal cases are reported as appeals.

^kAdditional information:

Pending includes cases pending on certiorari in the Supreme Court of Alabama and the Supreme Court of the United States, cases on motions for new trial in trial courts, and those in which appeals have not been perfected (all necessary documents filed).

¹Special source or revision in data:

Manner of disposition and disposition of cases data were provided by the clerk of court during data verification.

Source: The Administrative Director of Courts, Annual Report, 1978 (Montgomery, Alabama)(unpublished). Statistics are from the annual report except that totals have been computed where necessary, and additional data were supplied by the clerk of the court during data verification.

ALABAMA CIRCUIT COURT
Court of general jurisdiction
38 circuits, 112 judges
January 1, 1978 to December 31, 1978

	Beginning pending	Filed	Disposed	End pending
Civil^d:				
Domestic relations	N/A	45,548	47,013	N/A
Other Civil ^j	N/A	24,917 ^j	23,727 ^j	N/A
Total civil	N/A	70,465	70,740	N/A
Criminal^d:				
Total criminal ^j	N/A	23,326 ^j	23,273 ^j	N/A
Juvenile:				
Total juvenile	N/A	17,229	15,072	N/A
Grand total	N/A	111,090	109,085	N/A
	Trial^d			
	Jury	Non-jury	Total	
Criminal	1,556	4,814	6,370	

Boldface headings indicate the classifications used by the NCSP.

X = The data for this case type are known to be included in the total but were not available by category.

^dCase definition or unit of count:

A civil case is counted with the filing of a petition or complaint.

The criminal case unit of count is the number of defendants on the indictment.

A trial is counted if tried to completion.

^hFigure was computed:

End pending figure was computed from filing, disposition, and beginning pending data.

^jExplanation of data included in the category:

Other civil figures include law, auto tort, and civil appeals cases.

Criminal cases include felonies and criminal appeals.

Source: The Administrative Director of Courts, Annual Report, 1978 (Montgomery, Alabama)(unpublished). Statistics are from the annual report and unpublished data except that totals have been computed where necessary.

ALABAMA DISTRICT COURT^a
Court of limited jurisdiction
81 courts, 89 judges
January 17, 1978 to December 31, 1978

	Beginning pending	Filed	Disposed	End pending
Civil^d:				
Small claims	27,391 ^l	95,928	75,746	27,576 ^h
Other civil:				
Civil	4,386 ^l	40,130	17,509	27,007 ^h
Total civil	31,780 ^l	116,058	93,255	54,583 ^h
Criminal^d:				
Other criminal:				
State criminal	X	94,225	89,476	X
Municipal criminal	X	3,840	2,739	X
Total	20,508 ^l	98,065	92,215	26,358 ^h
Total criminal	20,508 ^l	98,065	92,215	26,358 ^h
Traffic:				
Other traffic violation:				
State traffic	X	178,825	167,479	X
Municipal traffic	X	11,083	8,524	X
Total	32,603 ^l	189,908	176,003	46,508 ^h
Total traffic	32,603 ^l	189,908	176,003	46,508 ^h
Juvenile:				
Total juvenile	2,740 ^l	N/A	N/A	N/A
Grand total	87,631 ^l	425,361 ^l	400,452 ^l	127,449 ^h

Boldface headings indicate the classifications used by the NCSP.

X = The data for this case type are known to be included in the total, but were not available by category.

^aCourt jurisdiction:

This court was established by the judicial article for court unification to replace the many different inferior courts.

^dCase definition or unit of count:

A civil case is counted with the filing of a petition or complaint.

The criminal case unit of count is the number of defendants on the indictment or complaint.

^hFigure was computed:

End pending figures were computed from beginning pending, filed, and disposed figures given in the annual reports.

^lData are not complete:

The number of juvenile case filings, dispositions, and cases pending at the end of the year were not available, and therefore are not included in the grand total filing, disposition, and end pending figures.

^lSpecial source or revision in the data:

Beginning pending figures were taken from the 1977 edition of the Alabama Judicial System, where they are given as end pending figures for the 1977 court year.

Source: The Administrative Director of Courts, Annual Report, 1978 (Montgomery, Alabama)(unpublished). Statistics are from the annual report except that totals have been computed where necessary.

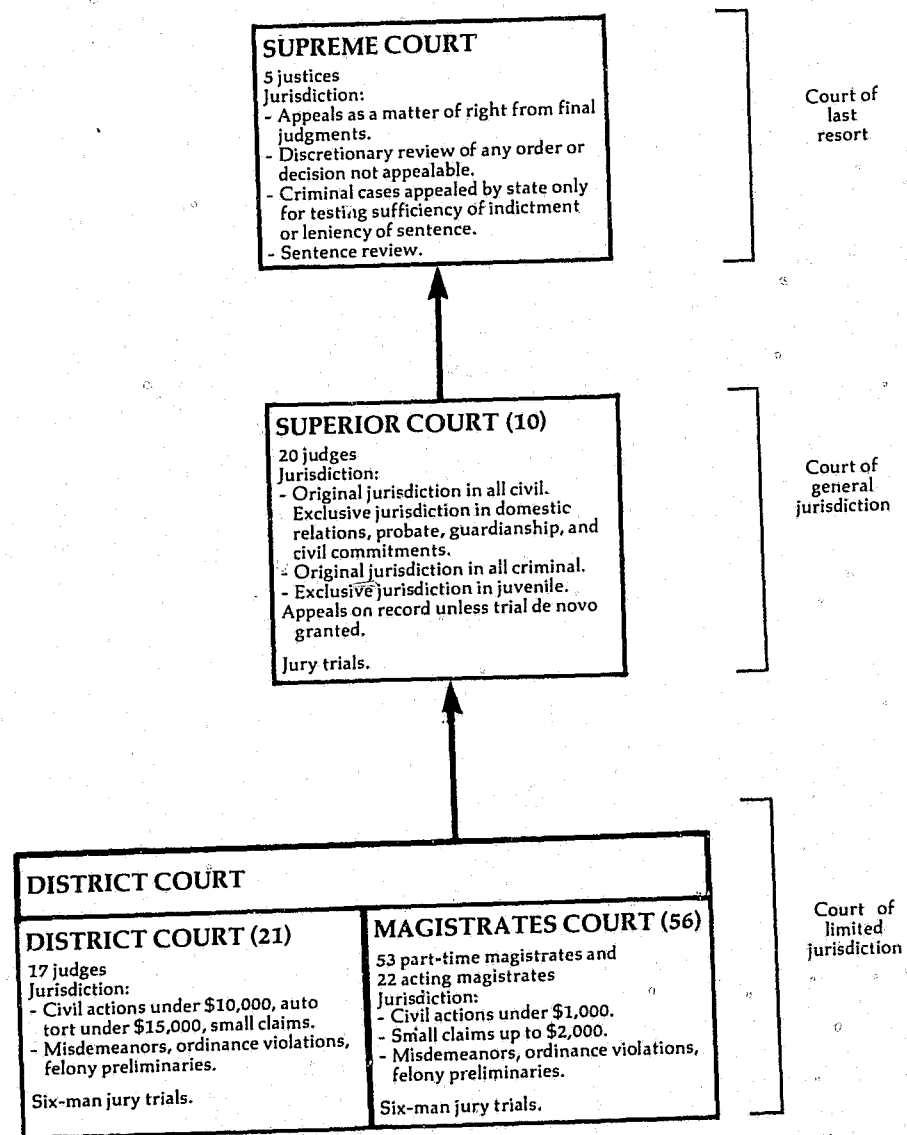
ALABAMA PROBATE COURT
Court of limited jurisdiction
67 courts, 67 judges
January 1, 1978 to December 31, 1978

There were no data available for cases handled in the Probate Court in 1978.

ALABAMA MUNICIPAL COURT
Court of limited jurisdiction
329 courts; 220 recorders, 120 mayors
January 1, 1978 to December 31, 1978

There were no data available for cases handled in the Municipal Court in 1978.

ALASKA COURT SYSTEM, 1978



↑ Indicates route of appeal.

ALASKA SUPREME COURT
Court of last resort
5 justices
January 1, 1978 to December 31, 1978

	Beginning pending	Filed	Disposed	End pending
Cases:				
Appeals:				
Civil	268	256	225	2978
Criminal	200	135	131	2098
Total appeals	468	391	356	5068
Other cases:				
Original proceedings:				
Original jurisdiction:				
Original applications	4	27	25	6
Requests to appeal:				
Petitions for review	43	156	136	618
Sentence review only:				
Sentence appeal	39	56	43	518
Total other cases	86	239	204	1188
Total cases	554	630	560	624

Manner of disposition^m

	Appeals		Original proceedings	Requests to appeal	Sentence review only	Total cases
	Civil	Criminal				
Opinion and mandate ¹	105	94	5	13	31	248
Summary disposition by order ¹	18	9	19	106	1	153
Dismissed by court or parties ¹	102	28	1	17	11	159
Total	225	131	25	136	43	560

Disposition of cases

	Civil	Criminal	Original jurisdiction	Requests to appeal	Sentence review only	Total
Affirmed	42	56	2	8	23	131
Reversed and remanded	26	19	0	2	2	49
Affirmed in part/reversed in part	24	7	0	1	2	34
Reversed	2	7	0	2	0	12
Remanded	11	5	0	0	3	19
Sentence too lenient	--	--	--	--	1	1
Bar disciplinary action	--	--	2	--	--	2
By memorandum opinion and judgment:						
Affirmed	6	5	0	0	1	12
Reversed	1	1	0	0	0	2
By summary order:						
Affirmed	2	1	0	3	0	6
Reversed or reversed and remanded	8	0	0	12	0	20
Other	1	2	5	6	0	14
Total dispositions on the merits	123	103	10	34	32	302
Review denied	--	--	14 ¹	85 ¹	--	99

Status of pending cases (12/31/78)

Appeals:	Cases awaiting					
	Records	Briefs	Hearing	Decision	Mandate	Stayed
Civil	67	78	33	97	11	11
Criminal	50	70	10	67	4	8
Original proceedings	0	5	0	1	0	0
Requests to appeal	0	14	2	40	2	3
Sentence review only	8	12	1	28	2	0

Time interval^h(average days)

	Civil appeal	Criminal appeal	Sentence review only ¹
Notice of appeal to mandate	539	612	358
Notice of appeal to opinion publication	518 ^h	597 ^h	344
Notice of appeal to certification of record	99	124	60
Certification of record to completion of briefing	123	173	69
Completion of briefing to hearing or submission	71	72	6
Hearing or submission to opinion publication	225 ^h	228 ^h	209 ^h
Hearing or submission to circulating draft opinion	126	145	130
Circulating draft opinion to publication date	99	83	79
Publication date to mandate	21	15	14

(continued on next page)

Alaska Supreme Court (continued)

Source: Administrative Director of the Courts, Alaska Court System, 1978 Annual Report (Anchorage, Alaska: 1979); and the Annual Statistical Report of the clerk of the Supreme Court entitled "Supreme Court Activity 1978." Statistics are from the annual report and clerk's memo except that totals have been computed where necessary, and revisions and additions were made during verification by the clerk of the court.

- g**Change in pending does not equal the difference between filings and dispositions: During the year a number of cases were reclassified, for example, a criminal appeal may become a sentence review only case, and other cases, originally improperly classified, are corrected. These transfers between case categories account for the discrepancies in the caseload.
- h**Figure was computed: "Publication date to mandate" mean figure equals "notice of appeal to mandate" minus "notice of appeal to opinion publication." "Hearing or submission to opinion publication" mean figure for time interval data equals the "hearing or submission to circulating draft opinion" plus "circulating draft opinion to opinion publication."
- i**"Notice of appeal to opinion publication" is the sum of four major subcategories.
- j**Explanation of data included in the category: The number of civil and criminal appeals filed includes cross appeals filed. Juvenile appeals relating to dependency are included with the civil appeals. Juvenile appeals relating to criminal-type offenses are included with the criminal appeals category.
- k**Special source or revision in the data: The breakdown for manner of disposition data, the correct number of request to appeal and original jurisdiction cases on which review was denied, and time interval data for sentence review only cases were supplied by the clerk of the court during data verification.
- l**Information on disposition type or trial data: The manner of disposition data is a case count. The 302 opinions and mandates include some opinions filed in 1977 on which mandates were not issued until 1978. There were 237 actual opinions published in 1978.
- m**Time interval or age of pending data: The analysis of time periods for disposition of appeals was done for 103 civil appeals, 93 criminal appeals, and 31 sentence review only cases, which together comprised all cases closed by opinion and mandate during 1978.

Source: Administrative Director of the Courts, Alaska Court System, 1978 Annual Report (Anchorage, Alaska: 1979); and the Annual Statistical Report of the clerk of the Supreme Court entitled "Supreme Court Activity 1978." Statistics are from the annual report and clerk's memo except that totals have been computed where necessary, and revisions and additions were made during verification by the clerk of the court.

ALASKA SUPERIOR COURT
Court of general jurisdiction
4 districts, 10 courts, 20 judges
January 1, 1978 to December 31, 1978

	Beginning pending	Filed	Disposed	End Pending
Civil:				
Tort:				
Civil damage	X	921	X	X
Contract:				
Debts, contracts, and notes	X	1,415	X	X
Real property rights:				
Housing, real estate	X	347	X	X
Domestic relations:				
Marriage dissolution:				
Divorce	X	2,423	X	X
Dissolution of marriage	X	1,915	X	X
Total	X	4,338	X	X
Support/custody:				
Reciprocal support	X	1,052	X	X
Other	X	278	X	X
Total	X	1,330	X	X
Adoption	X	559	X	X
Total	X	6,227	X	X
Estate:				
Probate/wills/intestate:				
Estate	X	618	X	X
Probate waiver	X	75	X	X
Total	X	693	X	X
Guardianship/conservatorship/trusteeship:				
Guardianship	X	15	X	X
Protective	X	136	X	X
Total	X	151	X	X
Other estate	X	7	X	X
Total	X	851	X	X
Mental health:				
Sanity	X	359	X	X
Appeal:				
Appeal of administrative agency case:				
Administrative review	X	206	X	X
Other civil:				
Other civil	X	1,044	X	X
Total civil	12,089^g	11,370	10,300	13,158

(continued on next page)

Alaska Superior Court (continued)

Criminal:				
Felony	410 ^f	778	905	2838
Misdemeanor	N/A	96	X	N/A
Appeal:				
From District Court	N/A	104	X	N/A
To Supreme Court	N/A	47	X	N/A
Total	N/A	151	X	N/A
Other criminal:				
Probation revocation	N/A	116	X	N/A
Other	N/A	49	X	N/A
Total	N/A	165	X	N/A
Total criminal	410^{fi}	1,190	1,145	283
Juvenile:				
Criminal-type offense:				
Delinquency	N/A	1,153 ^h	X	N/A
Other juvenile:				
Child in need of aid	N/A	143 ^h	X	N/A
Total juvenile	N/A	1,296	1,063	N/A
Grand total	12,499^{fi}	13,856	12,508	13,442ⁱ

Civil:	Trial ^d			Civil dispositions ^m		Criminal (felony) dispositions			
	Jury	Non-jury	Total	Other civil ^l	Before trial	Jury trial	Non-jury trial	Total	
Domestic relations ⁿ	--	180	180	Default	532	Guilty (convicted)	416	8	108
Other civil ^l	36	128	164	Withdrawn	1,188	Guilty plea	4	0	420
Total civil	36	308	344	Judgment	300	Acquittal	--	42	2
Criminal (felony)	156	10	166	Dismissed	987	Mistrial with dismissal	--	10	0
Grand total	192	318	510			Dismissed	223	0	223

Domestic relations ⁿ	Age of pending cases ⁿ 12/31/78 (days)	
	Average	Median
Domestic relations ⁿ	481	365
Probate ^m	821	603
Other civil	564	424
Felony	257	188

Age at disposition ⁿ	Average	Median	Time interval (days)							
			0 to 30 days	31 to 60 days	61 to 90 days	91 to 120 days	121 to 180 days	181 to 365 days	366 to 730 days	Over 730 days
Domestic relations ⁿ	192	71	392	2,139	608	382	451	747	572	333
Probate ^m	541	115	N/A	N/A	N/A	N/A	N/A	N/A	N/A	N/A
Other civil ^l	411	269	310	286	207	129	251	507	774	543
Felony	215	91	N/A	N/A	N/A	N/A	N/A	N/A	N/A	N/A

Domestic relations ⁿ	Age of pending cases (12/31/78)(days)							
	Under 90 days	91 to 180 days	181 to 365 days	366 to 545 days	546 to 730 days	731 to 910 days	911 to 1,095 days	Over 1,095 days
Domestic relations ⁿ	896	546	692	544	382	288	280	488

Boldface headings indicate the classifications used by the NCSP.
N/A = This case type is handled by the court, but the data are unavailable.
X = The data for this case type are known to be included in the total but were not available by category.
-- = Not applicable.

- g**Case definition or unit of count: A civil case is counted with the filing of a petition or complaint. The criminal case unit of count is the number of indictments or complaints. Some occur after preliminary hearings in District Court. A trial is counted if tried to judgment.
- h**Beginning pending figure for the 1978 court year does not equal the end pending figure for the 1977 court year: Figures are as given in the annual report.
- i**Change in pending does not equal the difference between filings and dispositions: Figures are as given in the annual report.
- j**Figure was computed: The juvenile filing figure for each category was calculated by multiplying the percent of formal petitions for each category by the total number of formal petitions.
- k**Data are not complete: Criminal total pending figures include only felony cases. Grand total pending figures include only civil and felony cases.
- l**Explanation of data included in the category: The state annual report indicates that a majority of the domestic relations "other" cases are reciprocal support cases.
- m**Categories for disposition type or trial data: The "domestic relations" category does not include adoption cases. The "probate" category includes all estate, mental health, and adoption cases. The "other civil" category includes tort, contract, real property rights, appeal, and other civil cases.
- n**Time interval or age of pending data: Age at disposition and age of pending data are given for the following categories as listed in the annual report: Domestic relations -- divorce, dissolution of marriage, and other. Probate -- estates, guardianship, probate waiver, protective, other, adoption, and sanity. Other civil -- civil damage; debts, contracts, and notes; housing, real estate; administrative review; and other.

Source: Administrative Director of the Courts, Alaska Court System, 1978 Annual Report (Anchorage, Alaska: 1979). Statistics are from the annual report except that totals have been computed where necessary.

ALASKA DISTRICT COURT
Court of limited jurisdiction
4 districts, 21 courts, 17 judges
January 1, 1978 to December 31, 1978

Table with columns: Beginning pending, Filed, Disposed, End pending. Rows include Civil, Criminal, Traffic, and Grand total.

Table with columns: Trial, Civil dispositions, Criminal dispositions, Traffic dispositions. Rows include Civil, Criminal, Traffic, and Grand total.

Table with columns: Age at disposition, Average, Median, 1 to 30 days, 31 to 60 days, 61 to 90 days, 91 to 120 days, 121 to 180 days, 181 to 365 days, 366 to 730 days, Over 730 days.

Table with columns: Age of pending cases 12/31/78 (days), Average, Median, Under 90 days, 91 to 180 days, 121 to 180 days, 181 to 365 days, 366 to 545 days, 546 to 730 days, 731 to 910 days, 911 to 1,095 days, Over 1,095 days.

(continued on next page)

Alaska District Court (continued)

Boldface headings indicate the classifications used by the NCSP.
N/A = This case type is handled by the court, but the data are unavailable.
X = The data for this case type are known to be included in the total but were not available by category.
- = Not applicable.

Case definition or unit of count:
A civil case is counted with the filing of a petition or complaint.
The criminal case unit of count is the number of indictments or complaints.
A trial is counted if tried to judgment.

Source: Administrative Director of the Courts, Alaska Court System, 1978 Annual Report (Anchorage, Alaska: 1979). Statistics are from the annual report except that totals have been computed where necessary.

ALASKA MAGISTRATES COURT
Court of limited jurisdiction
4 districts, 56 courts, 53 part-time and 22 acting magistrates
January 1, 1978 to December 31, 1978

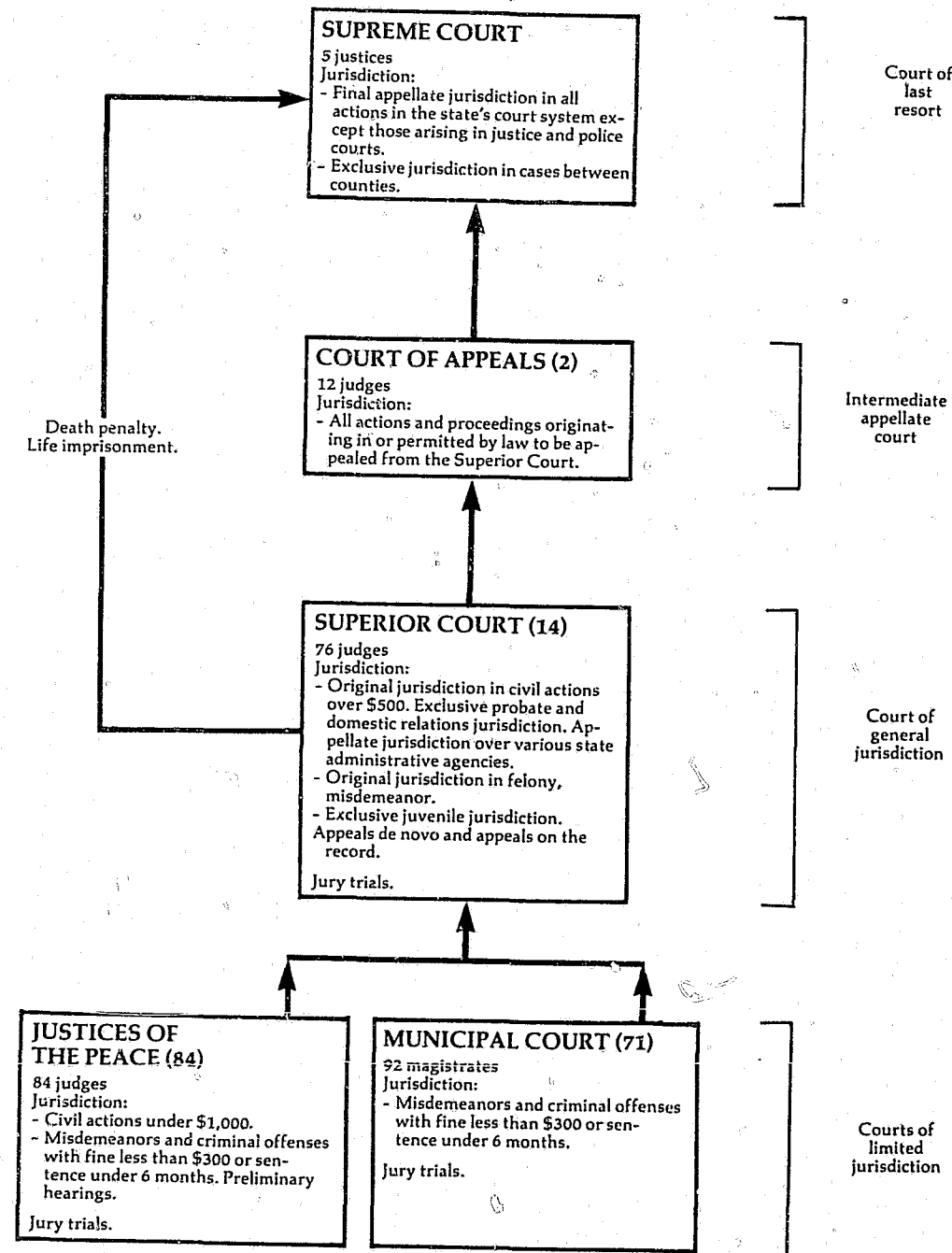
Table with columns: Beginning pending, Filed, Disposed, End pending. Rows include Civil, Criminal, Traffic, and Grand total.

Boldface headings indicate the classifications used by the NCSP.
N/A = This case type is handled by the court, but the data are unavailable.

Case definition or unit of count:
A civil case is counted with the filing of a petition or complaint.
The criminal case unit of count is the number of indictments or complaints.

Source: Administrative Director of the Courts, Alaska Court System, 1978 Annual Report (Anchorage, Alaska: 1979). Statistics are from the annual report except that totals have been computed where necessary.

ARIZONA COURT SYSTEM, 1978



↑ Indicates route of appeal.

ARIZONA SUPREME COURT Court of last resort 5 Justices January 1, 1978 to December 31, 1978

	Beginning pending	Filed ^J	Disposed	End pending
Cases:				
Appeals:				
Civil	23	65 ^k	52	36
Criminal	45	122 ^k	108	59
Delayed appeals	1	5 ^k	1	5
Total appeals^J	69	192^k	161	100
Other cases:				
Original proceedings:				
Original jurisdiction:				
Habeas corpus	6	26	28	4
Special actions ^J	20	166	160	26
Bar matters	4	63	61	6
Petitions for review ^J	66	664	655	75
Total	96	919	904	111
Total other cases	96	919	904	111
Total cases	165	1,111	1,065	211
Other proceedings:				
Other matters:				
Miscellaneous	4	60	58	6
Total other proceedings	4	60	58	6

	Nanner of Disposition				Original jurisdiction	Other matters	Total
	Civil	Criminal	Delayed	Total			
Written opinion	35	68	1	104	56	0	160
Memorandum decision	9	34	0	43	2	3	48
Terminated without written opinion	8	6	0	14	846	55	915

Boldface headings indicate the classifications used by the NCSP.

Explanation of data included in the category:

Appeals (civil, criminal, and delayed) include cases transferred in from the Arizona Court of Appeals. One hundred sixty appeals were transferred from the Court of Appeals during 1978. Special actions include mandamus, prohibition, and quo warranto cases. Petitions for review are requests for review of Court of Appeals cases (or portions thereof) that are heard as a matter of right. They are not necessarily processed as a regular appeal.

Source: Arizona Supreme Court, *The Arizona Courts, 1978 Annual Judicial Report* (Phoenix, Arizona: 1979). Statistics are from the annual report except that totals have been computed where necessary.

ARIZONA JUSTICE OF THE PEACE COURT^a
 Court of limited jurisdiction
 84 courts, 84 judges
 January 1, 1978 to December 31, 1978

	Beginning pending	Filed	Disposed	End pending
Civil^d:				
Total civil	22,981 ⁱ	39,043 ⁱ	38,008 ⁱ	24,016 ⁱ
Criminal^d:				
Misdemeanor	2,891 ⁱ	20,362 ⁱ	18,042 ⁱ	5,211 ⁱ
Preliminary hearing	2,154 ⁱ	15,883 ⁱ	15,146 ⁱ	2,891 ⁱ
Total criminal	5,045 ⁱ	36,245 ⁱ	33,188 ⁱ	8,102 ⁱ
Traffic:				
Total traffic	32,861 ⁱ	224,228 ⁱ	202,107 ⁱ	54,982 ⁱ
Grand total	60,887ⁱ	299,516ⁱ	273,303ⁱ	87,100ⁱ

Age of pending cases (12/31/78)

	Under 20 days	Under 150 days	Under 1 year	All other cases
Civil	N/A	N/A	13,758 ⁱ	5,352 ⁱ
Criminal:				
Misdemeanor	N/A	2,841 ⁱ	X	2,370 ⁱ
Preliminary hearing ..	578	X	X	2,312 ⁱ
Traffic ⁱ	N/A	36,402 ⁱ	X	18,580 ⁱ

Boldface headings indicate the classifications used by the NCSP.
 N/A - This case type is handled by the court but the data are unavailable.
 X - The data for this case type are known to be included in the total but were not available by category.

^dCase definition or unit of count:
 A civil case is counted with the filing of a petition or complaint.
 The criminal case unit of count is the number of defendants on the information, indictment, or complaint.
ⁱData are not complete:
 No data were reported for Bagdad, Colorado, Duncan, Elroy, Patagonia, or Stanfield Precincts.
 Traffic figures do not include data for the Northeast Phoenix Precinct.
 Civil data for age of pending cases do not include data for the Northeast or Northwest Phoenix Precincts.

Source: Arizona Supreme Court, The Arizona Courts, 1978 Annual Judicial Report (Phoenix, Arizona: 1979). Statistics are from the annual report except that totals have been computed where necessary.

ARIZONA MUNICIPAL COURT^b
 Court of limited jurisdiction
 71 courts, 92 magistrates
 January 1, 1978 to December 31, 1978

	Beginning pending	Filed ^j	Disposed	End pending
Criminal^d:				
Misdemeanor	20,442 ⁱ	53,972 ⁱ	47,988 ⁱ	26,426 ⁱ
Total criminal	20,442 ⁱ	53,972 ⁱ	47,988 ⁱ	26,426 ⁱ
Traffic:				
Total traffic	175,871 ⁱ	489,821 ⁱ	486,991 ⁱ	178,701 ⁱ
Grand total	196,313ⁱ	543,793ⁱ	534,979ⁱ	205,127ⁱ

Trialⁱ

	Jury	Non-jury	Total
Criminal	251	7,493	7,744
Traffic	1,429	25,636	27,065
Total	1,680	33,129	34,809

Traffic dispositionsⁱ

Transferred out	43,967
Plea and/or bond forfeiture	353,192
Plea to lesser charge	5,128
Dismissed	56,032
Out of jurisdiction	1,607

Criminal dispositionsⁱ

Transferred out	593
Plea and/or bond forfeiture	31,916
Dismissed	7,498
Out of jurisdiction	237

Boldface headings indicate the classifications used by the NCSP.

^bParticular court or information system information:
 The former name for this court was the Arizona City Magistrates Court.

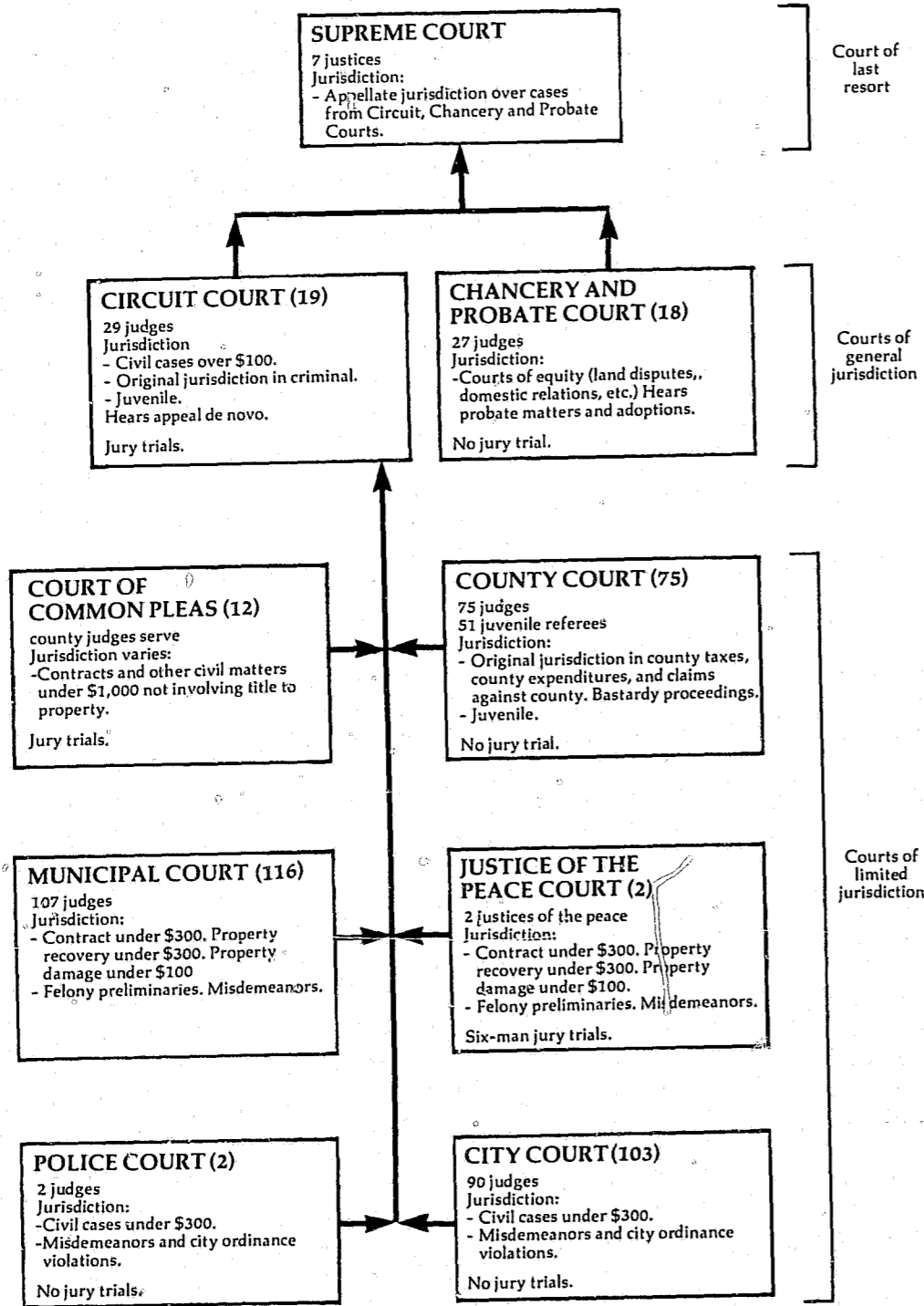
^dCase definition or unit of count:
 The criminal case unit of count is the number of defendants on the complaint.

ⁱData are not complete:
 No information was available for the following municipal courts: Eagar, Kingman, Oro Valley, Patagonia, and Peoria.

^jInformation on data include in the category:
 Filed cases also include cases transferred in.

Source: Arizona Supreme Court, The Arizona Courts, 1978 Annual Judicial Report (Phoenix, Arizona: 1979). Statistics are from the annual report except that totals have been computed where necessary.

ARKANSAS COURT SYSTEM, 1978



↑ Indicates route of appeal.

ARKANSAS SUPREME COURT Court of last resort 7 Justices January 1, 1978 to December 31, 1978

	Beginning pending	Filed	Disposed	End pending	
Cases:					
Appeals:					
Civil:					
Law	151	144	219	76	
Equity	103	155	178	80	
Probate	9	19	13	15	
Total	263	318	410	171	
Criminal:					
Capital	5	12	9	8	
Other felony	49	158	136	71	
Misdemeanor	6	11	10	7	
Total	60	181	155	86	
Postconviction remedy:					
Postconviction	11	17	20	8	
Total appeals	334	516	585	265	
Other cases:					
Original proceedings:					
Original jurisdiction:					
Civil:					
Habeas corpus	0	0	0	0	
Mandamus	0	5	4	1	
Prohibition	5	12	15	2	
Certiorari	0	8	8	0	
Other petitions	3 ^f	11	12	2	
Total	8 ^f	36	39	5	
Criminal:					
Habeas corpus	0	0	0	0	
Mandamus	3	5	8	0	
Prohibition	2 ^f	9	7	4	
Postconviction	2 ^f	4	5	1	
Certiorari	0	4	4	0	
Other petitions	1 ^f	10	9	2	
Total	8 ^f	32	33	7	
Total other cases	16	68	72	12	
Total cases	350 ^f	584	657	277	
Other proceedings:					
Rehearing requests	9 ^f	136	131	14	
Other matters:					
Motions (excluding extension of time)	26 ^f	292	282	36	
Motions for extension of time	0 ^f	852	852	0	
Total	26 ^f	1,144	1,134	36	
Total other proceedings	35 ^f	1,280	1,265	50	
Manner of disposition					
Written opinion (majority)	539 ^m				
Per curiam	16				
Disposition of cases					
		Civil	Criminal	Post-conviction	Total
Appeals:					
Affirmed:					
Affirmed		232	109	13	354
Affirmed as modified or on condition ...		20	1	0	21
Total		252	110	13	375
Reversed:					
Reversed		19	3	1	23
Affirmed in part, reversed in part		15	3	0	18
Reversed and dismissed		16	3	0	19
Reversed with directions		0	0	0	0
Total		50	9	1	60
Reversed and remanded		64	28	6	98
Remanded		1	1	0	2
Dismissed:					
Dismissed with opinion		5	1	0	6
Dismissed without opinion		38	6	0	44
Total		43	7	0	50
Original jurisdiction:					
Petitions granted		20	13	0	33
Petitions denied		106	59	5	170
Time intervalsⁿ (average days)					
	Civil	Criminal and post-conviction remedy			
Record filing to submission	155.38	123.54			
Submission to decision	17.78	26.55			
Record filing to decision	173.16	150.09			
Average number of days case continued on motion of appellee ..	11.28	26.35			
Average number of days case continued on motion of appellant ...	4.09	1.46			

Boldface headings indicate the classifications used by the NCSP.
 N/A = This case type is handled by the court, but the data are unavailable.
^fBeginning pending figure for the 1978 court year does not equal the end pending figure for the 1977 court year: Figures are as given in the annual report.
^mInformation on disposition type or trial data:
 There were 65 dissenting, 24 concurring, and 6 dissenting in part and concurring in part opinions filed in addition to the 539 majority opinions filed.
ⁿInformation on time interval or age of pending cases data:
 The time interval data are based on a survey of 389 civil appeals and 153 criminal and postconviction remedy appeals decided by the Supreme Court during 1978.
 Source: Executive Secretary, Judicial Department, Fourteenth Annual Report, 1978 Judicial Statistics (Little Rock, Arkansas). Statistics are from the annual report except that totals have been computed where necessary.

ARKANSAS CIRCUIT COURT
 Court of general jurisdiction
 19 circuits, 29 judges
 January 1, 1978 to December 31, 1978

	Beginning pending	Filed	Disposed	End pending
Civil:				
Law:				
Civil	17,691 ^{fj}	24,408 ^j	20,253 ^j	21,846 ^j
Appeals	(j)	(j)	(j)	(j)
Total civil	17,691^f	24,408	20,253	21,846
Criminal:				
Felony:				
Capital	60	69	75	54
Felony	5,726 ^f	8,928	8,151	6,503
Total	5,786 ^f	8,997	8,226	6,557
Misdemeanor³	3,172^f	5,287	5,034	3,425
Total criminal³	8,958^f	14,284	13,260	9,982
Grand total	26,649^f	38,692	33,513	31,828

Age of pending cases

	Less than 1 year	1 to 2 years	Over 2 years
Civil	14,092	4,901	2,853
Criminal:			
Felony:			
Capital	30	11	13
Felony	4,478	1,101	924
Total	4,508	1,112	937
Misdemeanor	2,474	535	416
Total criminal	6,982	1,647	1,353

Boldface headings indicate the classifications used by the NCSP.

^dCase definition or unit of count:

A civil case is counted with the filing of a petition or complaint.

The criminal case unit of count is the number of informations or indictments.

^fBeginning pending figure for the 1978 court year does not equal the end pending figure for the 1977 court year:

Figures are as given in the annual report.

^jExplanation of data included in the category:

Law includes civil appeals (trial de novo) that could not be separated from the total.

Misdemeanor cases are generally appeals (trial de novo) from lower courts.

Criminal data include a nominal number of juvenile cases and juvenile appeals.

Source: Executive Secretary, Judicial Department, Fourteenth Annual Report, 1978 Judicial Statistics (Little Rock, Arkansas). Statistics are from the annual report except that totals have been computed where necessary.

ARKANSAS CHANCERY AND PROBATE COURT
 Court of general jurisdiction
 18 chancery circuits, 27 judges
 January 1, 1978 to December 31, 1978

	Beginning pending	Filed	Disposed	End pending
Civil:				
Equity	8,756^f	6,642	6,101	9,297
Domestic relations:				
Support/custody:				
Reciprocal IN	2,260 ^f	2,072	1,541	2,791
Reciprocal OUT	0 ^f	1,612	1,612	0
Total	2,260^f	3,684	3,153	2,791
Adoption	N/A	1,562	N/A	N/A
Other domestic relations:				
Domestic relations	13,673 ^f	22,607	23,254	13,026
Total	15,933^{f1}	27,853	26,407¹	15,817^{1g}
Estate:				
Probate/wills/intestate:				
Decedents' estates	14,431 ^f	4,109	3,743 ¹	14,797
Guardianship/conservatorship/trusteeship:				
Guardianship	N/A	1,871	N/A	N/A
Other estate:				
Miscellaneous probate	N/A	1,290	N/A	N/A
Total	14,431^{f1}	7,270	3,743¹	14,797^{1g}
Mental health:				
Alcoholic and mental	N/A	1,102	N/A	N/A
Total civil	39,120^{f1}	42,867	36,251¹	39,911^{1g}
Grand total	39,120^{f1}	42,867	36,251¹	39,911^{1g}

Age of pending cases

	Less than 1 year	1 to 2 years	Over 2 years
Civil:			
Equity	3,244	1,582	4,471
Support/custody:			
Reciprocal IN	1,317	793	681
Reciprocal OUT	0	0	0
Total	1,317	793	681
Other domestic relations	7,411	3,236	2,379
Total civil	11,972	5,611	7,531

Boldface headings indicate the classifications used by the NCSP.

N/A - This case type is handled by the court, but the data are unavailable.

^dCase definition or unit of count:

A civil case is counted with the filing of a petition or complaint.

^fBeginning pending figure for the 1978 court year does not equal the end pending figure for the 1977 court year:

Figures are as given in the annual report.

^gChange in pending does not equal the difference between filings and dispositions:

Figures are as given in the annual report.

¹Data are not complete:

Domestic relations pending and disposed totals do not include adoptions.

Estate pending and disposed totals do not include guardianship/conservatorship/trusteeship and other estate.

Total civil and grand total pending and disposed data do not include adoptions, guardianship/conservatorship/trusteeship, other estate, and mental health.

Source: Executive Secretary, Judicial Department, Fourteenth Annual Report, 1978 Judicial Statistics (Little Rock, Arkansas). Statistics are from the annual report and the clerk's corrections except that totals have been computed where necessary.

ARKANSAS COURT OF COMMON PLEAS¹
 Court of limited jurisdiction
 12 courts, county judges serve
 January 1, 1978 to December 31, 1978

	Beginning pending	Filed	Disposed	End pending
Civil:				
Total civil	N/A	377¹	N/A	N/A
Grand total	N/A	377¹	N/A	N/A

Boldface headings indicate the classifications used by the NCSP.

N/A - This case type is handled by the court, but the data are unavailable.

^dCase definition or unit of count:

A civil case is counted with the filing of a petition or complaint.

¹Data are not complete:

No reports for inclusion in the 1978 annual report were received from Chicot County.

Source: Executive Secretary, Judicial Department, Fourteenth Annual Report, 1978 Judicial Statistics (Little Rock, Arkansas). Statistics are from the annual report except that totals have been computed where necessary.

ARKANSAS COUNTY COURT
 Court of limited jurisdiction
 75 courts; 75 judges, 51 juvenile referees
 January 1, 1978 to December 31, 1978

	Beginning pending	Filed	Disposed	End pending
Civil^d:				
Domestic relations:				
Bastardy	N/A	1,956	N/A	N/A
Total civil	N/A	1,956	N/A	N/A
Juvenile:				
Total juvenile	N/A	9,177	N/A	N/A
Grand total	N/A	11,133	N/A	N/A

Boldface headings indicate the classifications used by the NCSP.
 N/A - This case type is handled by the court, but the data are unavailable.

^dCase definition or unit of count:
 A civil case is counted with the filing of a petition or complaint.

Source: Executive Secretary, Judicial Department, Fourteenth Annual Report, 1978 Judicial Statistics (Little Rock, Arkansas). Statistics are from the annual report except that totals have been computed where necessary.

ARKANSAS MUNICIPAL COURT¹
 Court of limited jurisdiction
 116 courts, 107 judges
 January 1, 1978 to December 31, 1978

	Beginning pending	Filed	Disposed	End pending
Civil^d:				
Total civil	N/A	19,655 ¹	N/A	N/A
Criminal^d:				
Misdemeanor:				
Criminal	N/A	112,768 ¹	N/A	N/A
Total criminal	N/A	112,768 ¹	N/A	N/A
Traffic:				
DWI/DUI:				
Driving while intoxicated	N/A	20,017 ¹	N/A	N/A
Other traffic violations:				
Moving traffic	N/A	232,273 ¹	N/A	N/A
Other traffic	N/A	110,512 ¹	N/A	N/A
Total	N/A	342,785 ¹	N/A	N/A
Total traffic	N/A	362,802 ¹	N/A	N/A
Grand total	N/A	495,225 ¹	N/A	N/A

Boldface headings indicate the classifications used by the NCSP.
 N/A - This case type is handled by the court, but the data are unavailable.

^dCase definition or unit of count:
 A civil case is counted with the filing of a petition or complaint.
 The criminal case unit of count is the number of informations, indictments, or complaints.

¹Data are not complete:
 There were no reports filed for towns of Ash Flat, Batesville, Booneville, Harrisburg, Melbourne, Rogers, and Salem. Only 6-month totals were available and are included for the towns of Bald Knob, Brinkley, Dermott, DeValls Bluff, Fordyce, Helena, Hot Springs, Jasper, McGehee, Paris, Star City, and Ulm.

Source: Executive Secretary, Judicial Department, Fourteenth Annual Report, 1978 Judicial Statistics (Little Rock, Arkansas). Statistics are from the annual report except that totals have been computed where necessary.

ARKANSAS CITY COURT, POLICE COURT, AND JUSTICE OF THE PEACE COURT¹
 Court of limited jurisdiction
 103 city courts, 90 judges; 2 police courts, 2 judges; 2 justice of the peace courts, 2 justices of the peace
 January 1, 1978 to December 31, 1978

	Beginning pending	Filed	Disposed	End pending
Civil^d:				
Total civil	N/A	141 ¹	N/A	N/A
Criminal^d:				
Misdemeanor:				
Criminal	N/A	3,926 ¹	N/A	N/A
Total criminal	N/A	3,926 ¹	N/A	N/A
Traffic:				
DWI/DUI:				
Driving while intoxicated	N/A	1,770 ¹	N/A	N/A
Other traffic violations:				
Moving traffic	N/A	10,746 ¹	N/A	N/A
Other traffic	N/A	4,133 ¹	N/A	N/A
Total	N/A	14,879 ¹	N/A	N/A
Total traffic	N/A	16,649 ¹	N/A	N/A
Grand total	N/A	20,716 ¹	N/A	N/A

Boldface headings indicate the classifications used by the NCSP.
 N/A - This case type is handled by the court, but the data are unavailable.

^dCase definition or unit of count:
 A civil case is counted with the filing of a petition or complaint.
 The criminal case unit of count is the number of informations, indictments, or complaints.

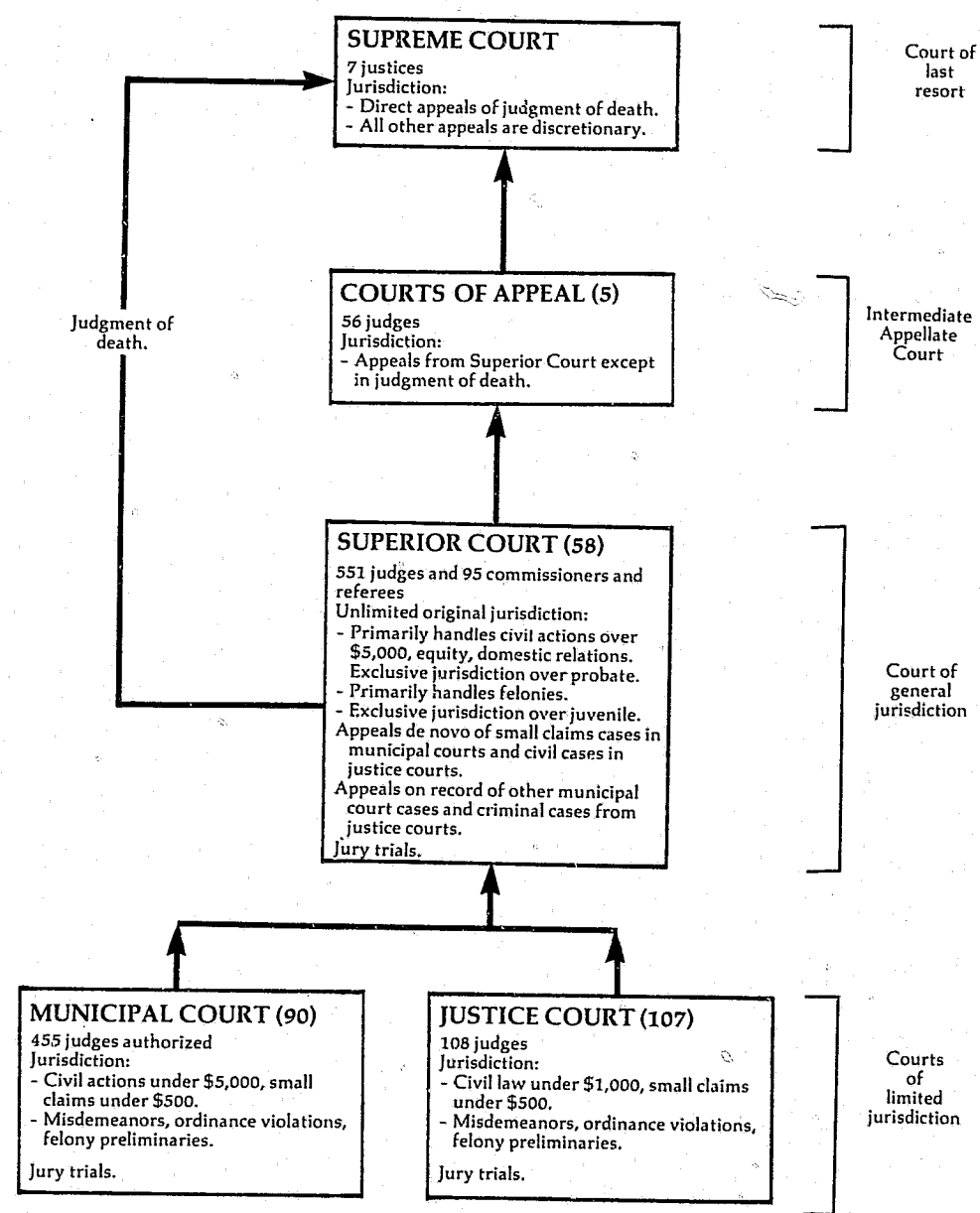
¹Data are not complete:
 There were no reports for the cities of Alma, Ashdown, Austin, Barling, Bearden, Belleville, Blevins, Buckner, Calico Rock, Cammack Village, Carthage, Cave City, Decatur, Delight, Des Arc, Eudora, Foreman, Fouke, Friendship, Gould, Grady, Gravette, Grubbs, Holly Grove, Humnoke, Imboden, London, Luxora, Magazine, Manila, Mansfield, Mayflower, Mineral Springs, Mountainburg, Norfolk, Norman, Quitman, Rosebud, Rosston, Snackover, Sulphur Springs, Swifton, Taylor, Thornton, Turrell, White Hill, and Wilson. Only 6-month data were available for the cities of Cottonplant, Farmington, Higginson, Hoxie, Lockesburg, and Palestine.

Source: Executive Secretary, Judicial Department, Fourteenth Annual Report, 1978 Judicial Statistics (Little Rock, Arkansas). Statistics are from the annual report except that totals have been computed where necessary.

CONTINUED

2 OF 6

CALIFORNIA COURT SYSTEM, 1978



↑ Indicates route of appeal.

CALIFORNIA SUPREME COURT Court of last resort 7 justices July 1, 1977 to June 30, 1978

	Beginning pending	Filed	Disposed	End pending
Cases:				
Appeals:				
Civil	N/A	0 (131) ^e	58	N/A
Criminal:				
Direct appeals ^j	N/A	3	X	N/A
Other criminal	N/A	0 (97) ^e	X	N/A
Total criminal	N/A	3 (97) ^e	32	N/A
Total appeals	N/A	3 (228) ^e	90	N/A
Other cases:				
Original proceedings:				
Original jurisdiction:				
Civil	N/A	272 (24) ^e	177 ^l	N/A
Criminal	N/A	466 (21) ^e	460 ^l	N/A
Total	N/A	738 (45) ^e	637	N/A
Disciplinary matters:				
Attorney disciplinary proceedings ^j	N/A	61	61	N/A
Advisory opinion:				
Executive clemency applications	N/A	70 ^l	51	N/A
Total	N/A	869 (45) ^e	749	N/A
Requests to appeal:				
Civil:				
Civil appeals	N/A	1,186	1,055 (131) ^e	N/A
Civil original proceedings	N/A	382	358 (24) ^e	N/A
Total	N/A	1,568	1,413 (155) ^e	N/A
Criminal:				
Criminal appeals	N/A	1,170	1,073 (97) ^e	N/A
Criminal original proceedings (habeas corpus)	N/A	402	381 (21) ^e	N/A
Total	N/A	1,572	1,454 (118) ^e	N/A
Total	N/A	3,140	2,867 (273) ^e	N/A
Total other cases	N/A	4,009 (45) ^e	3,616 (273) ^e	N/A
Total cases	N/A	4,012 (273) ^e	3,706 (273) ^e	N/A
Other proceedings:				
Rehearing requests	N/A	N/A	62	N/A
Other matters:				
Transfer and retransfer	N/A	N/A	213	N/A
Orders/writs to show cause	N/A	N/A	87	N/A
Motions decided	N/A	N/A	118	N/A
Miscellaneous	N/A	N/A	1,770	N/A
Total	N/A	N/A	2,188	N/A
Total other proceedings	N/A	N/A	2,250	N/A

Manner of disposition

	Appeals		Original proceedings	Other proceedings	Total
	Civil	Criminal			
Written opinion	56	32	42	0	130

Disposition of criminal appeals^m

Affirmed	7
Affirmed with modifications	4
Reversed, no retrial	1
Reversed for expected retrial	12
Remanded to Court of Appeal	3

Boldface headings indicate the classifications used by the NCSF.
 N/A = This case type is handled by the court, but the data are unavailable.
 X = The data for this case type are known to be included in the total but were not available by category.

^eCases not included in the total to avoid double counting: Petitions for hearings granted are not counted as a disposed petition until the resulting appeal or original proceeding is disposed; a filing is not counted for the appeal or original proceeding. These granted petitions are the numbers appearing in parentheses.
^jExplanation of data included in the category: Direct criminal appeals are capital (death penalty) cases only. When an attorney files a petition for a writ of review in the Supreme Court, the disciplinary matter is docketed as a civil original proceeding, and the case is reflected both in the filings and, when decided, in the dispositions. Petitions for a writ of review were filed in 4 of the 61 disciplinary matters and petitions to set aside or stay suspension were filed in 2 of the cases. Requests to appeal are petitions for hearing cases previously decided by the Courts of Appeal.
^lSpecial source or revision in the data: Figures for civil and criminal original jurisdiction cases disposed and the number of executive clemency applications filed were supplied by the administrative office of the court during data verification.
^mCategories for disposition type or trial data: Disposition of appeals data include only criminal appeals terminated by written opinion.

Source: Judicial Council of California, 1979 Annual Report of the Administrative Office of the California Courts (San Francisco, California: 1979). Statistics are from the annual report except that totals have been computed where necessary, and additional data were supplied by the office of the court during data verification.

Colorado District Court, Denver Superior Court, Denver Juvenile Court, and Denver Probate Court (continued)

Estate:				
Probate/wills/intestate:				
Intestates	X	1,378	X	X
Testates	X	3,295	X	X
Small estates	X	259	X	X
Total	X	4,932	X	X
Guardianship/conservatorship/trusteeship:				
Guardianships	X	330	X	X
Conservatorships	X	771	X	X
Total	X	1,101	X	X
Other estate:				
Miscellaneous	X	537	X	X
Postjudgment actions filed	X	697	X	X
Total	X	1,234	X	X
Total	X	7,267	X	X
Mental health:				
Short-term treatment	X	942	X	X
Developmentally disabled admissions	X	17	X	X
Petition for evaluation	X	917	X	X
Long-term treatment	X	32	X	X
Alcoholism commitments	X	240	X	X
Postjudgment actions filed	X	750	X	X
Miscellaneous	X	35	X	X
Total	1,169	2,933	2,834	1,268
Appeal:				
Appeal of administrative agency case:				
Administrative review and local governments	X	685	X	X
Appeal of trial court case:				
Municipal court and county court appeals	X	115	X	X
Total	X	800	X	X
Extraordinary writs:				
Miscellaneous ^j	X	4,162	X	X
Other civil:				
Postjudgment actions filed	X	7,111	X	X
Total civil	X	90,309	X	X
Criminal^d:				
Felony:				
Offenses against the person	X	1,868	X	X
Offenses against property	X	5,581	X	X
Offense involving fraud	X	840	X	X
Offenses involving governmental operation	X	247	X	X
Drug and narcotic offenses	X	767	X	X
Miscellaneous offenses	X	1,301	X	X
Total	X	10,604	X	X
Appeal:				
Appeal of trial court case:				
Municipal and county court appeals	X	399	X	X
Other criminal:				
Non-offense ^j	X	401	X	X
Postjudgment actions	X	3,621	6,541	X
Total	X	4,022	X	X
Total criminal^k	12,415	15,025	15,837	11,603
Juvenile:				
Criminal-type offense:				
Delinquency	X	6,271	X	X
Status offense:				
Child in need of support	X	924	X	X
Non-offense:				
Dependency and neglect petitions	X	2,191	X	X
Other juvenile:				
Relinquishments	X	485	X	X
Miscellaneous	X	594	X	X
Postjudgment actions filed	X	6,317	X	X
Total	X	7,396	X	X
Total juvenile^k	X	16,782	X	X
Grand total^k	89,046	122,116	113,191	97,971

Boldface headings indicate the classifications used by the NCSP.
X = The data for this case type are known to be included in the total but were not available by category.

^cJudge information:

Five of these 105 judges serve in the Denver Superior, Juvenile, and Probate Courts.

^dCase definition or unit of count:

A civil case is counted with the filing of a petition or complaint.
The criminal case unit of count is the number of defendants on the information or indictment.

^jExplanation of data included in the category:

Personal injury—motor vehicle includes related property damage.
Miscellaneous under extraordinary writs includes habeas corpus and other remedial writs, injunctions, etc.
Criminal includes felonies as well as cases filed as felonies but reduced to misdemeanors.
Criminal non-offense cases include extraditions, revocations, parole, and release from commitment hearings.

Source: Office of the State Court Administrator, Annual Statistical Report of the Colorado Judiciary 1977-78 (Denver, Colorado: 1978).
Statistics are from the annual report except that totals have been computed where necessary.

COLORADO WATER COURTS^a
Court of general jurisdiction
7 districts, 7 district judges serve
July 1, 1977 to June 30, 1978

	Beginning pending	Filed ^d	Disposed	End pending
Civil:				
Real property rights:				
Water adjudications	X	2,585	X	X
Diligence findings	X	230	X	X
Review petitions	X	3	X	X
Other ^j	X	50	X	X
Total	3,090	2,868	1,963	3,995
Total civil	3,090	2,868	1,963	3,995
Grand total	3,090	2,868	1,963	3,995

Boldface headings indicate the classifications used by the NCSP.
X = The data for this case type are known to be included in the total but were not available by category.

^aCourt jurisdiction:

Data for this court are included with the general jurisdiction courts since District Court judges serve.
^dCase definition or unit of count:

A civil case is counted with the filing of a petition or complaint.
Explanation of data included in the category:
Filed includes original actions filed and postjudgment actions filed.
"Other" includes cases involving springs, waste waters, etc.

Source: Office of the State Court Administrator, Annual Statistical Report of the Colorado Judiciary 1977-78 (Denver, Colorado: 1978).
Statistics are from the annual report except that totals have been computed where necessary.

COLORADO COUNTY COURT
 Court of limited jurisdiction
 63 counties, 106 judges
 July 1, 1977 to June 30, 1978

	Beginning pending	Filed	Disposed	End pending
Civil^d:				
Small claims ^a	1,510	10,294	9,189	2,615
Other civil:				
Civil	11,471	54,051	51,926	13,596
Total civil	12,981	64,345	61,115	16,211
Criminal^d:				
Misdemeanor ^j	12,484	27,073	25,273	14,284
Preliminary hearing	0	16,005	16,005	0
Total criminal	12,484	43,078	41,278	14,284
Traffic:				
Total traffic	43,762	153,103	148,679	48,186
Grand total	69,227	260,526	251,072	78,681

	Trial ^d			Traffic dispositions
	Jury	Non-jury	Total	
Civil:				Traffic violations bureau 1,420
Small claims	--	3,451	3,451	
Other civil	47	4,191	4,238	
Total	47	7,642	7,689	
Criminal:				
Misdemeanor	242	1,554	1,796	
Traffic	754	8,342	9,096	
Total	1,043	17,538	18,582	

Boldface headings indicate the classifications used by the NCSP.
 -- = Not applicable.

^aCourt jurisdiction:

The small claims division of the County Court became effective in October 1976.

^dCase definition or unit of count:

A civil case is counted with the filing of a petition or complaint.

The criminal case unit of count is the number of defendants on the information, indictment, or complaint.

A jury trial is counted when the jury is sworn.

^jExplanation of data included in the category:

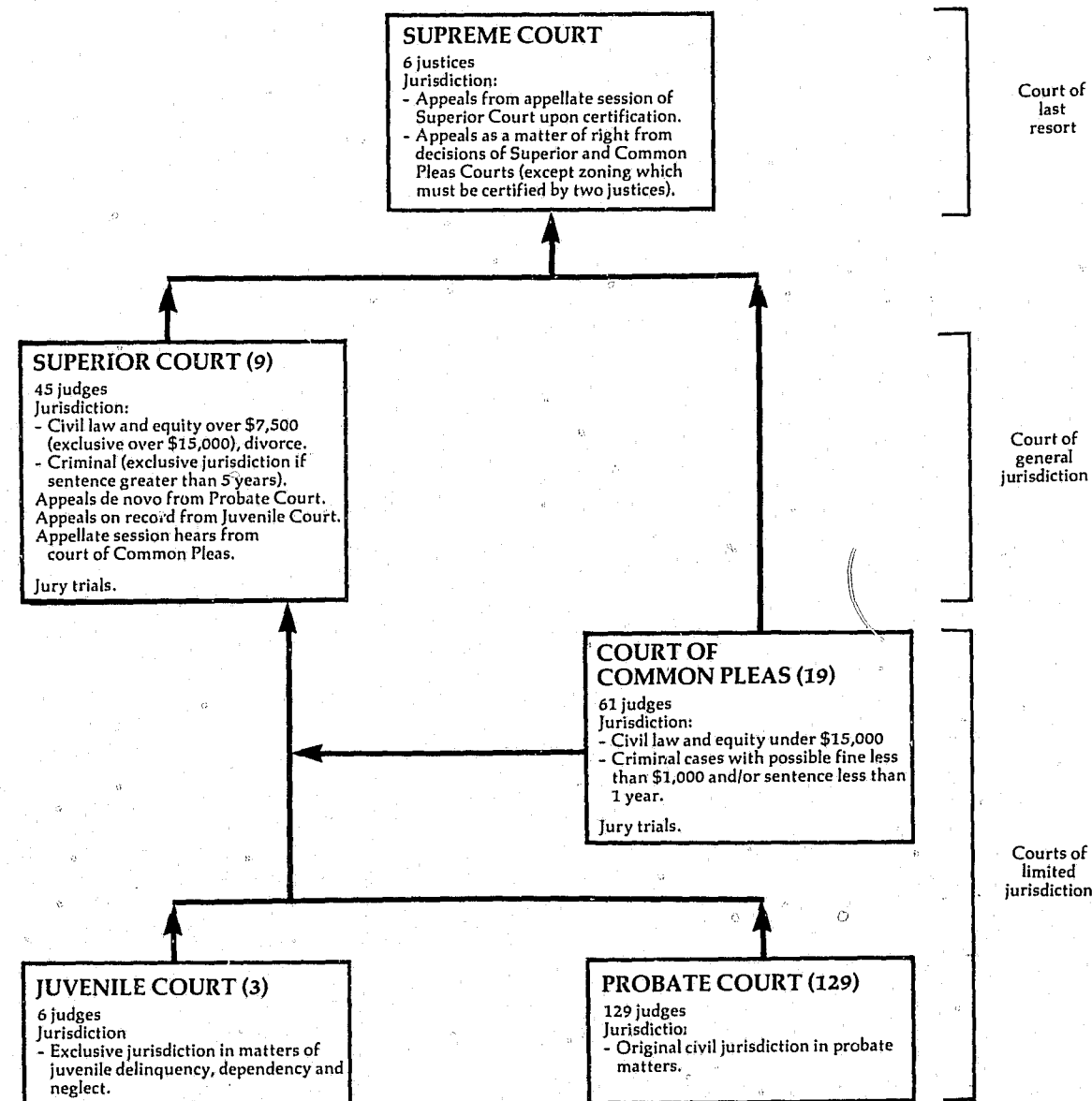
Misdemeanor includes only those cases filed as misdemeanors, and not those filed as felonies but reduced to misdemeanors.

Source: Office of the State Court Administrator, Annual Statistical Report of the Colorado Judiciary 1977-78 (Denver, Colorado: 1978).
 Statistics are from the annual report except that totals have been computed where necessary.

COLORADO MUNICIPAL COURT
 Court of limited jurisdiction
 197 courts, 174 judges
 July 1, 1977 to June 30, 1978

There were no data available for cases handled in the Municipal Court for fiscal year 1977-78.

CONNECTICUT COURT SYSTEM, 1978



↑ Indicates route of appeal.

CONNECTICUT SUPREME COURT
Court of last resort
6 justices
July 1, 1977 to June 30, 1978

	Beginning pending	Filed	Disposed	End pending
Cases:				
Appeals:				
Civil	398	393	304	487
Criminal	89	81	49	121
Total appeals	487	474	353	608
Other cases:				
Original proceedings				
Requests to appeal:				
Petitions for certification	N/A	N/A	65	N/A
Total other cases	N/A	N/A	65	N/A
Total cases	487 ¹	474 ¹	418	608 ¹
Other proceedings:				
Other matters:				
Motions	N/A	N/A	438 ^k	N/A
Reservations	N/A	N/A	8	N/A
Total	N/A	N/A	446	N/A
Total other proceedings	N/A	N/A	446	N/A

Manner of disposition

	Appeals		
	Civil	Criminal	Total
By opinion	145	41	186

Disposition of appeals^m

Affirmed (no error)	128
Reversed (error, no further proceedings).....	32
Reversed and remanded (error, further proceedings).....	56
Reservations	8

Boldface headings indicate the classifications used by the NCSP.
Blank space = Not enough information is known. The case category may or may not be handled by the court.
N/A = This case type is handled by the court, but the data are unavailable.

¹Data are not complete:

Total cases pending and filed do not include data for petitions for certification.

^kAdditional information:

One hundred forty four of the four hundred thirty eight motions acted on were argued.

^mInformation or disposition type or trial data:

Disposition information is given for appeals decided by opinion between October 1977 and October 1978. All other data on this chart were drawn from the normal fiscal year July to June time period.

Source: Chief Court Administrator, Judicial Department, Report of the Judicial Department 1976-78 Biennium (Hartford, Connecticut: 1979).
Statistics are from the biennial report except that totals have been computed where necessary.

CONNECTICUT SUPERIOR COURT
Court of general jurisdiction
9 courts, 45 judges
July 1, 1977 to June 30, 1978

	Beginning pending	Filed	Disposed	End pending
Civil^d:				
Domestic relations:				
Family docket	12,533 ^f	16,561	15,048	14,046
Appeal:				
Appeal of trial court case:				
Appellate session	113	163	124 ^k	152
Other civil:				
Non-family docket	21,612 ^f	11,365	9,315	23,662
Total civil	34,258 ^f	28,089	24,487	37,860
Criminal^d:				
Felony/misdemeanor:				
Criminal categories ^j	3,801 ^{fh}	3,811 ^l	3,750	3,862
Appeal:				
Appellate session	50	60	47	63
Total criminal	3,851 ^f	3,871	3,797	3,925
Grand total	38,109 ^f	31,960	28,284	41,785

Trial^d

	Jury	Non-jury	Total
Civil	186	251	437
Criminal (felony/misdemeanor)	103	46	149
Grand total	289	297	586

Criminal dispositions

	Felony/misdemeanor
Guilty, nolo plea	2,781
Jury trial:	
Conviction	63
Acquittal	40
Non-jury trial:	
Conviction	10
Acquittal	36
Dismissed, quashed	159
Nolled, withdrawn, transferred ..	661

Time interval (average months)

Civil:

Return day to disposition	18.6
Date claimed for trial list to jury trial	40.0
Date claimed for trial list to non-jury trial	30.3

Boldface headings indicate the classifications used by the NCSP.

^dCase definition or unit of count:

A civil case is counted with the filing of a petition or complaint.

The criminal case unit of count is the number of defendants on the information or indictment.

A jury trial is counted when the jury is sworn.

A non-jury trial is counted when the first witness is sworn.

^fBeginning pending figure for the 1978 court year does not equal the end pending figure for the 1977 court year:

The number of cases pending is adjusted by computer to reflect transfers and other year-end input.

^hFigure was computed:

Beginning pending figure for criminal categories was computed from filed, disposed, and end pending data.

^jExplanation of data included in the category:

Criminal categories are felony and misdemeanor cases.

^kAdditional information:

During the court year, the Appellate Session of Superior Court also heard 70 motions.

^lSpecial source or revision in data:

Filed figure for criminal categories was provided by the administrative office of the court during data verification.

Source: Chief Court Administrator, Judicial Department, Report of the Judicial Department 1976-78 Biennium (Hartford, Connecticut: 1979).
Statistics are from the biennial report except that totals have been computed where necessary, and additional data were supplied by the administrative office of the court during data verification.

CONNECTICUT COURT OF COMMON PLEAS
Court of limited jurisdiction
19 courts, 61 judges
July 1, 1977 to June 30, 1978

	Beginning pending	Filed	Disposed	End pending
Civil^d:				
Small claims	N/A	84,968	N/A	N/A
Domestic relations:				
Family docket	92 ^f	19	19	92
Other civil:				
Non-family docket	31,441 ^f	30,129	28,876	32,694
Civil-geographical areas	4,245 ^f	16,503	16,381	4,367
Total	35,686 ^f	46,632	45,257	37,061
Total civil	35,778 ^{f1}	131,619	45,276 ¹	37,153 ¹
Criminal^d:				
Misdemeanor:				
Criminal	16,610 ^f	87,311	85,338	18,583
Total criminal	16,610 ^f	87,311	85,338	18,583
Traffic:				
Other traffic violation:				
Motor vehicle	18,437	322,748	318,252	22,933
Total traffic	18,437	322,748	318,252	22,933
Grand total	70,825 ^{f1}	541,678	448,866 ¹	78,669 ¹

Trial^d

	Jury	Non-jury	Total
Civil ^m	173	1,771	1,944

Time interval (average months)

Return day to disposition	13.6
Date claimed for trial list to jury trial	24.0
Date claimed for trial list to non-jury trial	20.0

Boldface headings indicate the classifications used by the NCSP.
N/A = This case type is handled by the court, but the data are unavailable.

^dCase definition or unit of count:

A civil case is counted with the filing of a petition or complaint.
The criminal case unit of count is the number of defendants on the information, indictment, or complaint.
A jury trial is counted when the jury is sworn.
A non-jury trial is counted when the first witness is sworn.

^fBeginning pending figure for the 1978 court year does not equal the end pending figure for the 1977 court year.
The difference in civil pending data is because of the change in the reporting period as indicated above.

¹Data are not complete:

Total civil and grand total pending and disposed figures do not include small claims cases. Small claims data are included only in the filing figures.

^mCategories for disposition type or trial data:

Civil trial data are given only for family docket and nonfamily docket cases.

ⁿTime interval or age of pending data:

Time interval data are given only for family docket and nonfamily docket cases.

Source: Chief Court Administrator, Judicial Department, Report of the Judicial Department 1976-78 Biennium (Hartford, Connecticut: 1979).
Statistics are from the biennial report except that totals have been computed where necessary.

CONNECTICUT PROBATE COURT
Court of limited jurisdiction
129 courts, 129 judges
July 1, 1977 to June 30, 1978

	Beginning pending	Filed	Disposed	End pending
Civil^d:				
Domestic relations:				
Adoption:				
Adoptions and terminations	N/A	2,103	N/A	N/A
Other domestic relations:				
Marriages (permission and waiver)	N/A	845	N/A	N/A
Total	N/A	2,948	N/A	N/A
Estate:				
Probate/wills/intestate:				
Decedent's estate	N/A	31,399	N/A	N/A
Guardianship/conservatorship/trusteeship:				
Guardians	N/A	1,856	N/A	N/A
Conservators	N/A	3,867	N/A	N/A
Trustees	N/A	5,614	N/A	N/A
Total	N/A	11,337	N/A	N/A
Total	N/A	42,736	N/A	N/A
Mental health:				
Commitments	N/A	1,969	N/A	N/A
Total civil	N/A	47,653	N/A	N/A
Grand total	N/A	47,653	N/A	N/A

Boldface headings indicate the classifications used by the NCSP.

N/A = This case type is handled by the court, but the data are unavailable.

^dCase definition or unit of count:

A civil case is counted with the filing of a petition or complaint.

^kAdditional information:

In addition the court handled 9,456 passport applications.

Source: Chief Court Administrator, Judicial Department, Report of the Judicial Department 1976-78 Biennium (Hartford, Connecticut: 1979).
Statistics are from the biennial report except that totals have been computed where necessary.

CONNECTICUT JUVENILE COURT
Court of limited jurisdiction
3 courts, 6 judges
July 1, 1977 to June 30, 1978

	Beginning pending	Filed	Disposed	End pending
Civil^d:				
Domestic relations:				
Other domestic relations:				
Termination of parental rights	44	173	164	53
Total civil	44	173	164	53
Juvenile:				
Criminal-type offense:				
Delinquency	4,046 ¹	13,945	13,601	4,390 ¹
Non-offense:				
Neglect	284	674	669	289
Revocation of commitments	114	235	279	70
Total	398	909	948	359
Total juvenile	4,444	14,854	14,549	4,749
Grand total	4,488	15,027	14,713	4,802

Boldface headings indicate the classifications used by the NCSP.

N/A = This case type is handled by the court, but the data are not available.

^dCase definition:

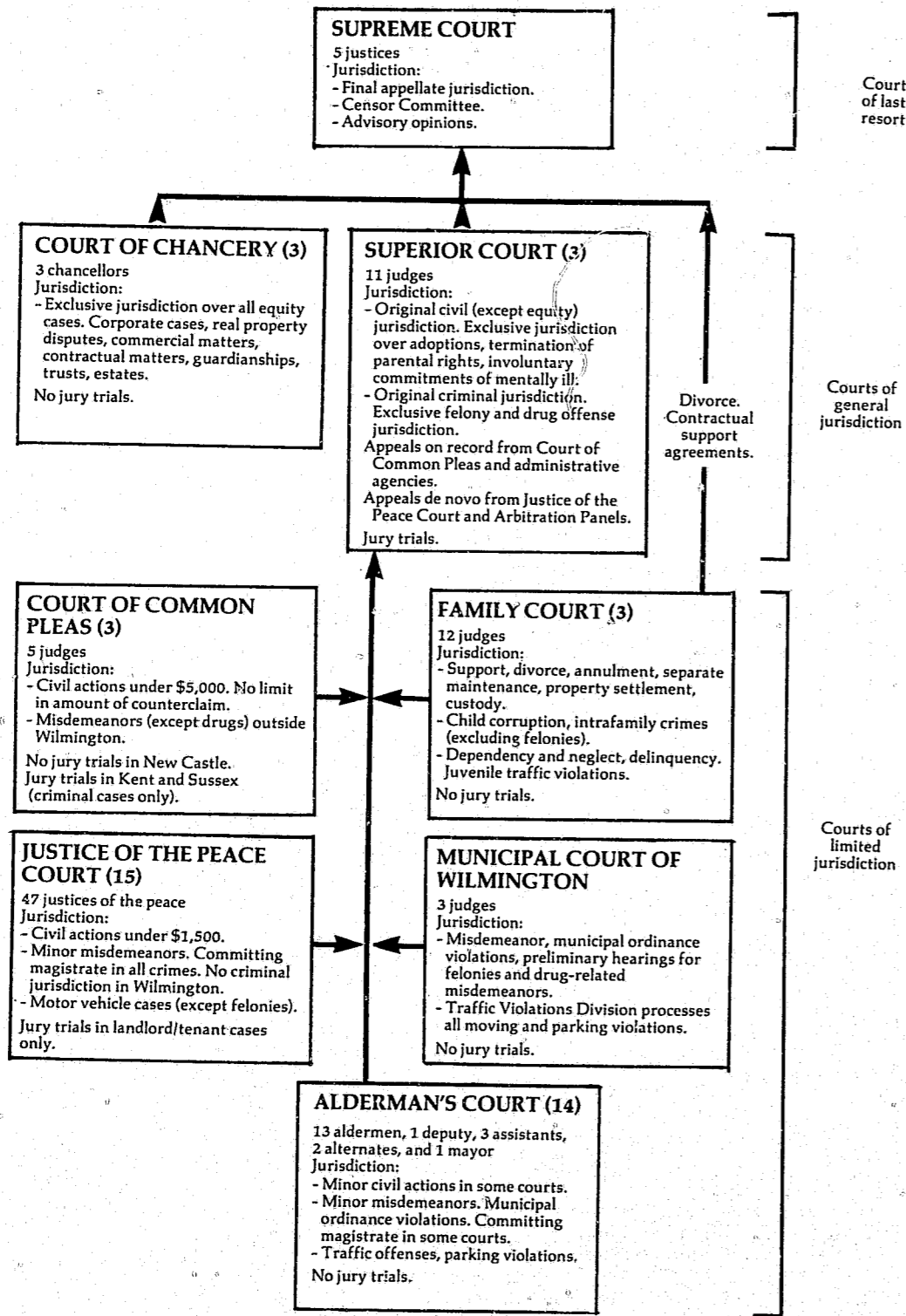
A civil case is counted with the filing of a petition or complaint.

¹Special source or revision in the data:

Delinquency pending data were supplied by the administrative office of the courts during data verification.

Source: Chief Court Administrator, Judicial Department, Report of the Judicial Department 1976-78 Biennium (Hartford, Connecticut: 1979).
Statistics are from the biennial report except that totals have been computed where necessary, and additional data were supplied by the administrative office of the court during data verification.

DELAWARE COURT SYSTEM, 1978



↑ Indicates route of appeal.

DELAWARE SUPREME COURT Court of last resort 5 justices July 1, 1977 to June 30, 1978^b

Cases:	Beginning pending	Filed	Disposed	End pending
Appeals:				
Civil	203 ^f			
Criminal	84 ^f	226	230	199
Total appeals	287 ^f	135	89	130
Other cases:		361	319	329
Original proceedings	(1)	(1)	(1)	(1)
Total other cases	(1)	(1)	(1)	(1)
Total cases	287 ^f	361	319	329

Boldface headings indicate the classifications used by the NCSF.

^bParticular court or reporting system information: Prior to 1978, data for this court were reported based on the calendar year. As a result of the change in reporting period, beginning pending figures for the 1978 court year do not equal the end pending figures previously given for the 1977 court year. Data reported on this chart overlap by a 6-month period of time with data reported for the 1977 court year.

^fBeginning pending figures for the 1978 court year do not equal the end pending figure for the 1977 court year: This was caused by the shift from calendar to fiscal year for the reporting period of this court.

^jExplanation of data included in the category: Civil appeals include original applications, advisory opinions, and certifications.

Source: Director, Administrative Office of the Courts, 1978 Annual Report of the Delaware Judiciary (Wilmington, Delaware: 1978). Statistics are from the annual report except that totals have been computed where necessary.

DELAWARE COURT OF CHANCERY^k Court of general jurisdiction 3 counties, 3 chancellors July 1, 1977 to June 30, 1978

Civil:	Beginning pending	Filed	Disposed	End pending
Estate:				
Probate/wills/intestate:				
Estates	2,752	1,744	1,588	2,908
Guardianship/conservatorship/trusteeship:				
Guardians for minors	1,076	154	73	1,074
Trusts	640	156	103	723
Trustees for mentally ill	1,906	179	10	1,982
Total	162	10	3	169
Other estate:	3,784	499	335	3,948
Other matters	284	114	91	307
Total	6,820	2,357	2,014	7,163
Other civil:				
Civil cases ^j	678	400	417	661
Total civil	7,498	2,757	2,431	7,824
Grand total	7,498	2,757	2,431	7,824

Boldface headings indicate the classifications used by the NCSF.

^dCase definition or unit of count: A civil case is counted with the filing of a petition or complaint.

^jExplanation of data included in the category: Civil cases include corporate cases, equity, real property disputes (boundaries and title), commercial matters, contractual matters, Delaware's "Sunshine Law," etc. Corporate matters take up most of the time.

^kAdditional information: This profile does not include referrals to the Public Guardian. The Public Guardian refers cases to the Court of Chancery if he thinks a guardianship may be necessary. In the fiscal year 1977-78 there were 44 beginning pending, 159 filed, 124 disposed, and 79 end pending cases for the Public Guardian. The 159 filed cases were 13 guardianships and 146 investigations.

Source: Director, Administrative Office of the Courts, 1978 Annual Report of the Delaware Judiciary (Wilmington, Delaware: 1978). Statistics are from the annual report except that totals have been computed where necessary.

DELAWARE SUPERIOR COURT
Court of general jurisdiction
3 counties, 11 judges
July 1, 1977 to June 30, 1978

	Beginning pending	Filed	Disposed	End pending
Civil^d:				
Law:				
Complaints	2,347 ^l	1,859	1,727	2,479 ^l
Real property rights:				
Mechanic's liens and mortgages	412 ^l	598	625	385 ^l
Domestic relations:				
Marriage dissolution:				
Divorce ^a	3	0	3	0
Other domestic relations:				
Terminations and adoptions	150 ^l	324	289	185 ^l
Total	153 ^l	324	292	185 ^l
Mental health:				
Involuntary commitments	92	583	571	104
Appeal	293 ^l	253	152	394 ^l
Other civil:				
Miscellaneous	126 ^l	298	264	160 ^l
Total civil	3,423 ^l	3,915	3,631	3,707 ^l
Criminal^d:				
Felony/misdemeanor:				
Criminal ^j	1,594	3,024	3,470	1,417 ^k
Appeal	(j)	269	(j)	(j)
Total criminal	1,594	3,293	3,470 ^k	1,417 ^k
Grand total	5,017 ^l	7,208	7,101	5,124 ^l

	Trial ^{dkm}		
	Jury	Non-jury	Total
Civil ^m	X	X	120
Criminal ^m	291	79	370
Total	N/A	N/A	490

	Civil dispositions ^m		
	Law	Real property rights	Total
	Dismissal:		
Default judgment for plaintiff ...	250	397	647
Dismissal:			
Voluntary dismissal	927	145	1,072
Court dismissal	298	53	351
Total	1,225	198	1,423
Other judgment for plaintiff	98	8	106
Judgment for defendant	24	0	24
Split decision	14	14	28

Time interval (average days)ⁿ

Civil:	Between filing and disposition
	Law
Real property rights	226.8
Other domestic relations	142.5
Appeal	261.7
Mental health	34.7
Other civil	66.3

	Criminal dispositions ^{km}	
	Jury trial:	Felony/misdemeanor
Guilty	171	44
Guilty plea	44	59
Not guilty	59	8
Dismissal at trial	8	25
Nolle prosequi at trial	25	21
Hung jury	21	4
Mistrial	4	
Non-jury trial:		
Guilty	54	4
Guilty plea	4	12
Not guilty	12	1
Directed verdict	1	3
Nolle prosequi at trial	3	2,128
Plea	2,128	273
Total trial conviction	273	71
Total acquittal	71	35
Dismissal	35	827
Nolle prosequi	827	58
Appeal dismissed, record remanded	58	16
Remand	16	

Time interval (average days)

Criminal:	Mean	Median ⁿ
	Arrest to disposition ⁿ	95.8
Indictment to disposition ⁿ	71.9	53.1
Length of trial	1.72	N/A

(continued on next page)

Delaware Superior Court (continued)

Boldface headings indicate the classifications used by the NCSP.
N/A = This case type is handled by the court, but the data are unavailable.
X = The data for this case type are known to be included in the total but were not available by category.

^aCourt jurisdiction:
The Family court assumed jurisdiction over divorces in November 1975.

^dCase definition or unit of count:
A civil case is counted with the filing of a petition or complaint.
The criminal case unit of count is the number of defendants on the information, indictment, transfer, appeal, or reinstatement. A defendant with a consecutively numbered series of information, appeals, or transfers filed on the same day is counted as one defendant.
A jury trial is counted when the jury is sworn.
A non-jury trial is counted at the point when an opening statement or the introduction of any evidence occurs.

^jExplanation of data included in the category:
Involuntary commitment proceedings are held only in New Castle County.
Criminal cases include appeals that are tried de novo except for filings, which can be separated into new filings and appeals.

^kAdditional information:
The number of pending criminal defendants displayed includes those which are triable and not triable. There were 505 triable defendants pending at the end of the 1978 fiscal year.
In addition to the criminal case dispositions listed there were also 374 unindicted criminal cases disposed by nolle prosequi. These cases were not counted with the other criminal dispositions because these cases were never actually before the Superior Court. The cases had been bound over to Superior Court either because probable cause was found at the preliminary hearing, or because the preliminary hearing was waived, but either the Attorney General then decided not to seek indictment, or the grand jury ignored the indictment.

^lSpecial source or revision in the data:
The pending data as noted were supplied by the state administrative office during the process of data verification. These figures were adjusted as the result of an audit conducted during 1979.

^mInformation on disposition type or trial data:
Civil trial and disposition figures only include data for law and real property rights cases. No other civil cases are tried in this court.
The trial information counts the number of trials held. More than one defendant's case may be disposed of by a single trial. There were 332 defendants whose cases were disposed of by jury trial, and 74 whose cases were disposed of by non-jury trial.

ⁿAge of pending or time interval data:
Arrest to disposition times include all defendants.
Indictment to disposition times include indicted defendants only.
Median time values were calculated using the grouped medians method.

Source: Director, Administrative Office of the Courts, 1978 Annual Report of the Delaware Judiciary (Wilmington, Delaware: 1978). Statistics are from the annual report except that totals have been computed where necessary, and corrections and additional data were supplied by the administrative office of the courts during data verification.

DELAWARE COURT OF COMMON PLEAS
Court of limited jurisdiction
3 courts, 5 judges
July 1, 1977 to June 30, 1978

	Beginning pending	Filed	Disposed	End pending
Civil^d:				
Other civil:				
Complaints ^j	X	2,898	X	X
Miscellaneous ^j	X	151 ^l	X	X
Total	1,679	3,049 ^l	3,142	1,586
Total civil	1,679	3,049 ^l	3,142	1,586
Criminal^d:				
Misdemeanor:				
Criminal	990	6,534	6,394	1,130
Total criminal	990	6,534	6,394	1,130
Grand total	2,669	9,583 ^l	9,536	2,716

Criminal	Trial ^d		
	Jury ⁿ	Non-jury	Total
	81	6,313	6,394

Boldface headings indicate the classifications used by the NCSP.
X = The data for this case type are known to be included in the total but were not available by category.

^aCourt jurisdiction:
Jury trials are not handled in the New Castle County Court of Common Pleas; jury trials for criminal cases are held in Kent and Sussex Counties. If a jury demand is made in New Castle County, the case is transferred to the Superior Court.

^dCase definition or unit of count:
A civil case is counted with the filing of a petition or complaint.
The criminal case unit of count is the number of charges.
A jury trial is counted when the jury is sworn.
A non-jury trial is counted if the case is not disposed of by a jury trial. Disposition by guilty plea, nolle prosequi, dismissal, etc., are all counted as non-jury trials.

ⁱData are not complete:
Miscellaneous cases filed for the New Castle County include petitions for name change from January 1 through January 30, 1978 only.
All other data are complete.

^jExplanation of data included in the category:
"Complaints" includes complaints for damages (including those involving automobiles), replevins, foreign attachments, and domestic attachments.
"Miscellaneous" includes civil judgments and petitions for name change.

Source: Director, Administrative Office of the Courts, 1978 Annual Report of the Delaware Judiciary (Wilmington, Delaware: 1978). Statistics are from the annual report except that totals have been computed where necessary.

DELAWARE FAMILY COURT
Court of limited jurisdiction
3 courts, 12 judges
July 1, 1977 to June 30, 1978

	Beginning pending	Filed	Disposed ^k	End pending ^k
Civil^d:				
Domestic relations:				
Marriage dissolution:				
Divorce and annulments	807	3,485 ¹	3,293	9998
Support/custody:				
New support	N/A	3,351	N/A	X
Arrearages and modifications	N/A	2,627	N/A	X
Custody/visitation	N/A	2,210	N/A	X
Total	807 ¹	8,188	3,293 ¹	X
Other domestic relations:				
Visitation	N/A	456	N/A	X
Impealing	N/A	553	N/A	X
Ancillary matters	N/A	697 ¹	N/A	X
Total	N/A	1,706 ¹	N/A	X
Total	N/A	9,894 ¹	N/A	X
Other civil	N/A	625	N/A	X
Total civil	807¹	14,004¹	3,293¹	2,5958
Criminal^d:				
Other criminal:				
Adult criminal	N/A	2,034	N/A	220
Total criminal	N/A	2,034	N/A	220
Traffic:				
Other traffic violation:				
Traffic--juvenile	N/A	793	N/A	X
Total traffic	N/A	793	N/A	X
Juvenile:				
Criminal-type offense:				
Felony	N/A	1,742	N/A	X
Misdemeanor	N/A	4,801	N/A	X
Total	N/A	6,543	N/A	X
Status offense	N/A	2,159	N/A	X
Total juvenile	N/A	8,702	N/A	X
Grand total	807¹	25,533¹	3,293¹	3,9228

Boldface headings indicate the classifications used by the NCSP.
N/A = This case type is handled by the court but the data are unavailable.
X = The data for this case type are known to be included in the total but were not available by category.

^dCase definition or unit of count:
A civil case is counted with the filing of a petition or complaint.
The criminal, traffic, and juvenile unit of count is the number of single incidents. Multiple complaints arising from a single incident are counted as a single petition.

⁸Change in pending does not equal the difference between filings and dispositions:
Total domestic relations and total civil end pending figures only include marriage dissolution cases.
The grand total end pending figure is as given in the annual report.

¹Data are not complete:
Total domestic relations, total civil, and grand total beginning pending and disposed^o figures only include data for marriage dissolution cases.

¹Special source or revision in the data:
These data were supplied by the administrative office of the courts during data verification.

Source: Director, Administrative Office of the Courts, 1978 Annual Report of the Delaware Judiciary (Wilmington, Delaware: 1978). Statistics are from the annual report except that totals have been computed where necessary, and corrections were supplied by the administrative office of the courts during data verification.

MUNICIPAL COURT OF WILMINGTON, DELAWARE
Court of limited jurisdiction
1 court, 3 judges
July 1, 1977 to June 30, 1978

	Beginning pending	Filed	Disposed	End pending
Criminal^d:				
Other criminal:				
Criminal ^j	558	8,893	9,044	407
Total criminal	558	8,893	9,044	407
Traffic:				
Other traffic violation	418	16,238	15,431	1,225
Total traffic	418	16,238	15,431	1,225
Grand total	976	25,131	24,475	1,632

Boldface headings indicate the classifications used by the NCSP.

^dCase definition or unit of count:
The criminal case unit of count is the number of charges.

Source: Director, Administrative Office of the Courts, 1978 Annual Report of the Delaware Judiciary (Wilmington, Delaware: 1978). Statistics are from the annual report except that totals have been computed where necessary.

DELAWARE JUSTICE OF THE PEACE COURT
Court of limited jurisdiction
15^k courts, 47 justices of the peace
July 1, 1977 to June 30, 1978

	Beginning pending	Filed	Disposed	End pending
Civil^d:				
Total civil	10,772	15,844	12,925	13,691
Criminal^d:				
Misdemeanor:				
Criminal	X	16,868 ^k	X	X
Preliminary hearing	X	1,247	X	X
Other criminal:				
Fish/game	X	1,673	X	X
Other	X	2,880	X	X
Total	X	4,553	X	X
Total criminal	X	22,668	X	X
Traffic:				
Total traffic	X	72,267	X	X
Grand total	11,255	110,779	107,390	14,644

Criminal and traffic dispositions

By mail-in fine	43,926
By court appearance	50,095
By counsel appearance	444

Boldface headings indicate the classifications used by the NCSP.
X = The data for this case type are known to be included in the total but were not available by category.

^dCase definition or unit of count:
A civil case is counted with the filing of a petition or complaint.
The criminal case unit of count is the number of charges.

^kAdditional information:
In addition to the 15 active courts, during 1978 there was one inactive Justice of the Peace Court.
Preliminary hearings were held in 3,526 of the misdemeanor cases.

Source: Director, Administrative Office of the Courts, 1978 Annual Report of the Delaware Judiciary (Wilmington, Delaware: 1978). Statistics are from the annual report except that totals have been computed where necessary.

DELAWARE ALDERMAN'S COURT
 Court of limited jurisdiction
 14^k courts, 13 aldermen and 1 mayor^c
 July 1, 1977 to June 30, 1978

	Beginning pending	Filed	Disposed	End pending
Civil^d:				
Small claims:				
Other	N/A	N/A	446 ⁱ	N/A
Total civil	N/A	N/A	446 ⁱ	N/A
Criminal^d:				
Misdemeanor:				
Criminal	N/A	N/A	1,325 ⁱ	N/A
Total criminal	N/A	N/A	1,325 ⁱ	N/A
Traffic:				
Total traffic	N/A	N/A	14,033 ⁱ	N/A
Grand total	N/A	N/A	15,804ⁱ	N/A

Boldface headings indicate the classifications used by the NCSP.
 N/A = This case type is handled by the court, but the data are unavailable.

^cJudge information:
 In addition to the aldermen and mayor serving this court, there are also 1 deputy, 3 assistants, and positions for 3 alternate aldermen, one of which was vacant during 1978.

^dCase definition or unit of count:
 A civil case is counted with the filing of a petition or complaint.
 The criminal case unit of count is the number of charges.

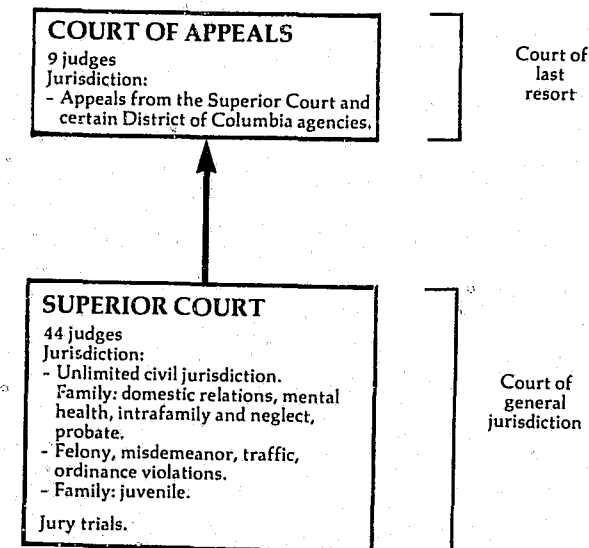
ⁱData are not complete:
 Civil disposed and grand total disposed figures do not include data from July 1977 through December 1977 for the Harrington Alderman's Court.

No data were available for dispositions during August 1977 for the Laurel Alderman's Court, and, as a result, they are not included in any of the figures on this chart.

^kAdditional information:
 In addition to the 14 active courts, there were 3 courts which were not active during fiscal year 1977-78 but which have been active in the recent past.

Source: Director, Administrative Office of the Courts, 1978 Annual Report of the Delaware Judiciary (Wilmington, Delaware: 1978). Statistics are from the annual report except that totals have been computed where necessary.

DISTRICT OF COLUMBIA COURT SYSTEM, 1978



↑ Indicates route of appeal.

DISTRICT OF COLUMBIA COURT OF APPEALS
 Court of last resort
 9 judges
 January 1, 1978 to December 31, 1978

	Beginning pending	Filed	Disposed	End pending
Cases:				
Appeals:				
Civil	X	375	X	X
Criminal	X	666	X	X
Appeal of administrative agency case:				
Agency	X	152	X	X
Total appeals ^j	1,161 ^l	1,193 ^j	1,331 ^j	1,109 ^l
Other cases:				
Original proceedings:				
Original jurisdiction:				
Special proceedings ^j	X	76	X	X
Disciplinary	0	36	36	0
Total	X	112	36 ^l	X
Requests for appeal:				
Petitions for review	(j)	(j)	(j)	(j)
Total other cases	0	112	X	0
Total cases	1,161 ^l	1,305	1,367	1,109 ^l
Other proceedings:				
Other matters:				
Procedural motions	0	6,816	6,816	0
Substantive motions	0	1,388	1,388	0
Total	0	8,204	8,204	0
Total other proceedings	0	8,204	8,204	0

Manner of disposition		Time interval (average days)
Opinion	352	Notice of appeal to filing of record
Judgment	440	Filing of record until briefing is completed
By order	539	Completed briefing to argument or submission
		Argument or submission to decision
		Notice of appeal to decision

Notice of appeal to filing of record 124
Filing of record until briefing is completed 134
Completed briefing to argument or submission 93
Argument or submission to decision 121
Notice of appeal to decision 472

Boldface headings indicate the classifications used by the NCSP.
 X = The data for this case type are known to be included in the total but were not available by category.

Change in pending does not equal the difference between filings and dispositions:
 Filings and disposition figures are as given in the annual report. Pending figures are as provided by the administrative office of the court.

^lData are not complete:
 The total original proceedings disposed figure does not include special proceedings cases.

^jExplanation of data included in the category:
 Total appeals include appeals and petitions for review.
 "Special proceedings" include mandamus, prohibition, extradition, habeas corpus, contempt, and mental health cases. Formerly the majority of these cases were categorized under criminal appeals.

^lSpecial source or revision in the data:
 The end pending figure was supplied by the administrative office of the court during data verification.

Source: Joint Committee on Judicial Administration in the District of Columbia and Executive Officer, 1978 Annual Report (Washington, D.C.).
 Statistics are from the annual report except that totals have been computed where necessary.

DISTRICT OF COLUMBIA SUPERIOR COURT³
 Court of general jurisdiction
 1 court, 44 judges
 January 1, 1978 to December 31, 1978

	Beginning pending	Filed	Disposed	End pending
Civil^{dk}:				
Law:				
Civil jury	3,837	3,405	3,256	3,986
Civil non-jury	1,123	1,825	1,756	1,192
Total	4,960	5,230	5,012	5,178
Small claims	1,912	32,797	32,756	1,953
Real property rights:				
Landlord and tenant	4,883 ^f	107,701	107,481	5,103
Domestic relations:				
Marriage dissolution:				
Divorce	4,978 ^f	4,320	4,545	4,753
Support/custody:				
Support	587	255	294	548
Reciprocal support	1,111	1,111	782	1,490
Total	1,698	1,416	1,076	2,038
Adoption	223	320	310	233
Other domestic relations:				
Paternity	360	532	495	397
Intrafamily ^j	595 ^f	693	404	884
Total	955 ^f	1,225	899	1,281
Total	7,854 ^f	7,281	6,830	8,305
Estate:				
Probate/wills/intestate:				
Decedents' estates	N/A	2,333	X	N/A
Guardianship/conservatorship/trusteeship:				
Minors' estates	N/A	107	X	N/A
Total	N/A	2,440	2,453	N/A
Mental health:				
Judicial petitions	64 ^f	680	682	62
Appeal:				
Appeal of administrative agency case:				
Civil tax	133 ^f	155	66	222
Criminal tax	311	370 ^k	263	418
Total	444 ^f	525	329	640
Extraordinary writ:				
Habeas corpus	23	20	26	17
Other civil:				
Auditor-master division	603 ^f	1,612	1,771	444
Total civil	20,743 ^{f1}	158,286	157,340	21,702 ^{l1}
Criminal^{dj}:				
Felony	1,488	3,415	3,854	1,049
Misdemeanor	2,744	13,395	13,732	2,407
Preliminary hearing	148	6,576	6,460	264
Ordinance violation:				
Major triable District of Columbia cases	61	116	139	38
Other District of Columbia cases	322	3,136	3,182	276
Total	383	3,252	3,321	314
Other criminal:				
Special proceedings ^j	52	1,694	1,689	57
Total criminal	4,815	28,332	29,056	4,091
Traffic^j:				
Other traffic violation:				
Major triable traffic	1,763	6,389	7,222	930
Other traffic	4,822	46,970 ^k	46,730 ^k	5,062
Total	6,585	53,359 ^k	53,952 ^k	5,992
Total traffic	6,585	53,359	53,952	5,992
Juvenile:				
Criminal-type offense:				
Delinquency	1,033 ^{f1}	5,512 ^l	5,601 ^l	944 ^l
Status offense:				
Person in need of supervision	26 ^{f1}	370 ^l	358 ^l	38 ^l
Non-offense:				
Neglect	165 ^{f1}	502 ^l	543 ^l	124 ^l
Total juvenile	1,224 ^f	6,384	6,502	1,106
Grand total	33,367 ^{f1}	246,361	246,850	32,891 ^{l1}

District of Columbia Superior Court (continued)

Civil ² :	Trial ^d			Civil dispositions ^m	
	Jury	Non-jury	Total	Law	Small claims
Law	188	224	412	1,821	0
Small claims	—	733	733	875	1,105
Total	188	957	1,145	221	0
Criminal:					
Felony	658	52	710	891	0
Misdemeanor	451	243	694	107	0
Ordinance violation	0	93	93	136	0
Total	1,109	388	1,497	69	273
Traffic:					
Other traffic violation ...	70	1,489	1,559	69	2,108
Grand total	1,367	2,834	4,201	39	0

Traffic dispositions

Other traffic violation:	
Guilty plea	9,413
Dismissed by court	5,607
Nolle prosequi	16,167
No paper	1,046
Transfer Rule 105	7
Absconded	3,807
Security forfeit	8,210
Other ^m	8,136

Criminal dispositions

	Felony	Misdemeanor	Ordinance violation	Preliminary hearing	Extraordinary writ	Total
Jury trial:						
Guilty	450	227	0	—	—	677
Not guilty	146	148	0	—	—	294
Mistrial	49	35	0	—	—	84
Motions for judgment of acquittal ...	13	41	0	—	—	54
Total	658	451	0	—	—	1,109
Non-jury trial:						
Guilty	18	179	X	—	—	197 ¹
Not guilty	34	49	X	—	—	83 ¹
Motions for judgment of acquittal ...	0	15	X	—	—	15 ¹
Total	52	243	93	—	—	388
Dismissed:						
Prior to adjudication of hearing	299	0	0	—	—	299
By court	23	1,018	257	367	18	1,683
Total	322	1,018	257	367	18	1,982
No paper	0	1,995	1,153	1,194	—	4,342
Nolle prosequi	34	3,713	506	231	262	4,746
Guilty plea	2,287	3,982	377	—	—	6,646
Absconded	356	1,521	107	115	—	2,118
Mental observation	0	76	0	93	—	169
Transfer Rule 105	0	445	7	—	—	452
Security forfeit	0	0	821	—	—	821
Held for Grand Jury	—	—	—	3,189	—	3,189
Waived Grand Jury	—	—	—	1,015	—	1,015
No probable cause	—	—	—	77	—	77
Certified to U.S. Magistrate	—	—	—	72	—	72
Indictment filed	—	—	—	42	—	42
Extradition waived	—	—	—	—	499	499
Extradition granted	—	—	—	—	41	41
Extradition denied	—	—	—	—	2	2
Special proceedings granted	—	—	—	—	659	659
Special proceedings denied	—	—	—	—	189	189

Time interval¹ (average months)

Time trial could be had after case was placed on calendar:	
Civil jury	11.0
Civil non-jury	8.5

(continued on next page)

District of Columbia Superior Court (continued)

Boldface headings indicate the classifications used by the NCSP.
N/A = This case type is handled by the court, but the data are unavailable.
— = Not applicable.

^aCourt jurisdiction:

Superior Court data are displayed according to case types, not court divisions as they exist in the Superior Court. Civil Division handles civil jury, civil non-jury, **small claims**, and landlord and tenant cases. Family Division handles divorce, adoption, paternity, support, reciprocal support, intrafamily, judicial petitions, habeas corpus, delinquency, neglect, and person in need of supervision cases. Probate Division handles decedent's estates and minor's estates cases. Tax Division handles civil tax and criminal tax cases. Criminal Division handles all **criminal** and **traffic** cases.

^dCase definition or unit of count:

A civil case is counted when it is placed on the calendar (has reached issue).
The criminal case unit of count is the number of defendants on the information, indictment, or complaint.
A jury trial is counted if tried to verdict.
A non-jury trial is counted if tried to decision.

^fBeginning pending figure for the 1978 court year does not equal the end pending figure for the 1977 court year:

The difference is due to adjustments made by the administrative office of the court.

^gChange in pending does not equal the difference between filings and dispositions:

No pending data were available for estate cases, resulting in the imbalance in pending figures.

ⁱData are not complete:

Grand total pending figures do not include estate cases. Estate cases are included in the filing and disposition figures.
No breakdown was available for the outcome of non-jury trials for **criminal ordinance violations** cases. The total breakdown of the result of criminal non-jury trials is therefore not complete.

^jExplanation of data included in the category:

Intrafamily includes 751 "return to files" cases.
Special proceedings include fugitive from justice complaints, writs of habeas corpus, extradition of out of state witnesses, adversary hearings, and show cause of contempt proceedings.
Criminal and traffic cases filed include new filings and reinstated cases.

^kAdditional information:

The 370 criminal tax cases filed indicate the number of charges brought against 62 individuals and organizations.
Of the 222 civil tax cases pending, 35 are held on the reserve calendar by order of this court, 21 are held under advisement, 12 have not been brought to issue, and the remaining 154 are awaiting judgment.
In addition, there were 24,876 criminal warrants issued.
The reduction in the number of other traffic cases between 1977 and 1978 was the result of a change in administrative policy. After January 1, 1978, only cases wherein the defendant appeared were counted. Previously, all cases were counted, whether or not the defendant appeared.

The beginning pending figure for landlord and tenant cases reflects a change in administrative policy. Beginning in 1978, pending cases reported will include all undisposed cases. Prior to 1978, practice was to reflect as pending only those cases for which trial had been set. The end pending figure for this category from 1977 was 210 cases.

^lSpecial source or revision in the data:

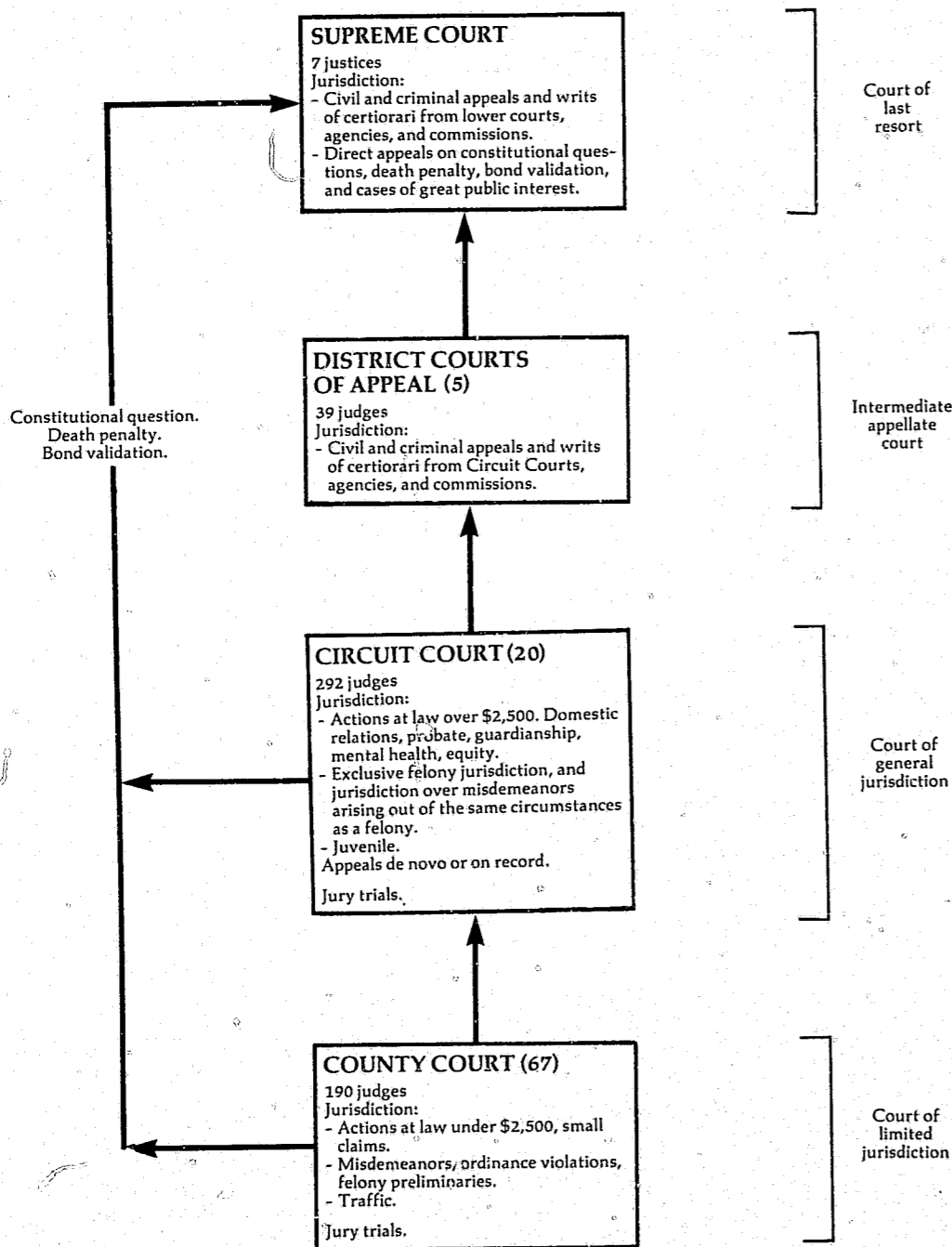
Juvenile caseload data and time interval data were supplied by the administrative office of the court during data verification.

^mCategories for dispositions type or trial data:

Other traffic dispositions are defendants whose cases are in the traffic summons stage in accordance with procedures outlined in the Traffic Violation Notice System.

Source: Joint Committee on Judicial Administration in the District of Columbia and Executive Officer, 1978 Annual Report (Washington, D.C.). Statistics are from the annual report except that totals have been computed where necessary, and additional data were supplied by the administrative office of the court during data verification.

FLORIDA COURT SYSTEM, 1978



FLORIDA SUPREME COURT
Court of last resort
7 justices
January 1, 1978 to December 31, 1978

	Beginning pending	Filed	Disposed	End pending
Cases:				
Appeals	X	467	405	X
Total appeals	X	467	405	X
Other cases:				
Original proceedings:				
Original jurisdiction:				
Habeas corpus	X	176	180	X
Mandamus	X	57	53	X
Prohibition	X	36	42	X
Board of Bar Examiners	X	83	92	X
Other	X	15	15	X
Total	X	367	382	X
Disciplinary:				
Florida Bar	X	139	135	X
Advisory opinion:				
Certified questions	X	5	4	X
Total	X	511	521	X
Requests to appeal:				
Petitions for writs of certiorari from:				
District Courts of Appeal	X	1,366	1,318	X
Circuit Court	X	19	19	X
Appeal of administrative agency case:				
Industrial Relations Commission	X	338	203	X
Public Service Commission	X	39	32	X
Total	X	377	235	X
Other	X	0	1	X
Total	X	1,762	1,573	X
Total other cases	X	2,273	2,094	X
Total cases	1,119	2,740	2,494	1,363 ⁸
Other proceedings:				
Rehearing requests:				
Petitions for rehearing	135 ¹	417 ¹	487 ¹	648 ¹
Total other proceedings	135 ¹	417 ¹	487 ¹	648 ¹
Manner of disposition¹				
Opinion:				
Written opinion	230			
Per curiam	252			
Total	482			
Disposition by order	2,017			
Status of pending cases¹ (12/31/78)				
Number of cases:				
Not perfected	516			
Ready for argument	51			
Under consideration	796			
Total	1,363			

Boldface headings indicate the classifications used by the NCSP.
X - The data for this case type are known to be included in the total but were not available by category.
⁸Change in pending does not equal the difference between filings and dispositions:
The difference in total cases figures reflects a correction of +3 cases made to the inventory during the court year.
The difference in petitions for rehearing figures reflects a correction of -1 case made to the inventory during the court year.
¹Special source or revision in the data:
Data for other proceedings, manner of disposition, and status of pending cases were supplied by the clerk of the court during data verification.
Source: Office of State Courts Administrator, Florida Judicial System Statistical Report 1978 (Tallahassee, Florida), and Clerk of the Supreme Court, Supreme Court of Florida January and June Terms, 1978 (unpublished). Statistics are from the annual reports except that totals have been computed where necessary, and additional data were supplied by the clerk of the court during data verification.

FLORIDA DISTRICT COURTS OF APPEAL
Intermediate appellate court
5 districts, 39 judges
January 1, 1978 to December 31, 1978

	Beginning pending	Filed	Disposed	End pending
Cases:				
Appeals	N/A	8,373	8,496	N/A
Total appeals	N/A	8,373	8,496	N/A
Other cases:				
Original proceedings:				
Original jurisdiction:				
Other original writs	N/A	645	551	N/A
Advisory opinion:				
Other	N/A	22	18	N/A
Total	N/A	667	569	N/A
Requests to appeal:				
Certiorari	N/A	523	627	N/A
Total other cases	N/A	1,190	1,196	N/A
Total cases	N/A	9,563	9,692	N/A

Boldface headings indicate the classifications used by the NCSP.

N/A - This case type is handled by the court but the data are unavailable.

X - The data for this case type are known to be included in the total but were not available by category.

Explanation of data included in the category:

"Other" category includes reinstated appeals and certified questions.

Source: Office of State Courts Administrator, Florida Judicial System Statistical Report 1978 (Tallahassee, Florida). Statistics are from the annual report except that totals have been computed where necessary.

FLORIDA CIRCUIT COURT
Court of general jurisdiction
20 circuits, 292 judges
January 1, 1978 to December 31, 1978

	Beginning pending	Filed	Disposed	End pending
Civil:				
Tort:				
Professional tort:				
Medical malpractice	N/A	822	903	N/A
Other tort:				
Negligence	N/A	20,939	21,426	N/A
Total	N/A	21,761	22,329	N/A
Contract:				
Contracts and indebtedness	N/A	27,005	23,040	N/A
Real property rights:				
Condemnation	N/A	1,381	1,288	N/A
Real property/mortgage foreclosure	N/A	16,916	15,689	N/A
Total	N/A	18,297	16,977	N/A
Domestic relations:				
Marriage dissolution:				
Dissolution and annulment	N/A	81,985	77,331	N/A
Estate:				
Probate/wills/intestate:				
Probate	N/A	38,100	36,384	N/A
Guardianship/conservatorship/trusteeship:				
Guardianship	N/A	4,737	3,246	N/A
Trusts	N/A	104	285	N/A
Total	N/A	4,841	3,531	N/A
Total	N/A	42,941	39,915	N/A
Mental health	N/A	12,156	12,749	N/A
Other civil	N/A	56,305	50,384	N/A
Appeal	N/A	905	596	N/A
Total civil	N/A	262,355	243,321	N/A
Criminal:				
Felony:				
Capital punishment crimes	N/A	794	430	N/A
Crimes against persons	N/A	21,908	18,399	N/A
Crimes against property	N/A	31,122	26,599	N/A
Drugs	N/A	17,787	15,754	N/A
Other felonies	N/A	23,591	20,887	N/A
Total	N/A	95,202	82,069	N/A
Appeal	N/A	640	479	N/A
Total criminal	N/A	95,842	82,548	N/A
Juvenile:				
Criminal-type offense:				
Delinquency	N/A	55,893	53,693	N/A
Non-offense:				
Dependency	N/A	20,830	17,823	N/A
Total juvenile	N/A	76,723	71,516	N/A
Grand total	N/A	434,920	397,385	N/A

Trial^d

	Jury	Non-jury	Total
Civil ^m	3,045	139,529	142,574
Criminal ^m (felony)	2,764	1,528	4,292
Total	5,809	141,057	146,866

Civil dispositions

Dismissed before hearing 47,487

Criminal (felony) dispositionsⁿ

	Jury trial:	Before trial:
Conviction	1,492	Convicted after plea ... 17,839
Acquitted or dismissed ..	904	Adjudication withheld .. 14,605
Convicted after plea	185	Dismissed
Adjudication withheld ...	183	Transferred to another court
Non-jury trial:		8,262
Conviction	556	Other
Acquitted or dismissed ..	453	5,980
Convicted after plea	142	
Adjudication withheld ...	377	

Boldface headings indicate the classifications used by the NCSP.

N/A - This case type is handled by the court, but the data are unavailable.

-- = Not applicable.

^dCase definition or unit of count:

A civil case is counted with the filing of a petition or complaint.

The criminal case unit of count is the number of defendants on the information, indictment, or complaint arising from a single criminal episode.

A jury trial is counted when the jury is sworn.

A non-jury trial is counted at the point when an opening statement or the introduction of any evidence occurs. All civil cases not disposed by jury trial or dismissed before trial are considered disposed by judge (non-jury trial).

^mCategories for disposition type or trial data:

Civil trial data do not include estate or appeal cases.

Criminal trial and disposition data totals do not include appeals.

Source: Office of State Courts Administrator, Florida Judicial System Statistical Report 1978 (Tallahassee, Florida). Statistics are from the annual report except that totals have been computed where necessary.

FLORIDA COUNTY COURT
 Court of limited jurisdiction
 67 counties, 190 judges
 January 1, 1978 to December 31, 1978

	Beginning pending	Filed	Disposed	End pending
Civil^d:				
Law:				
Summary procedure ^j	N/A	163,170	155,353	N/A
Other civil cases ^j	N/A	52,038	46,158	N/A
Total	N/A	215,208	201,511	N/A
Total civil	N/A	215,208	201,511	N/A
Criminal^d:				
Misdemeanor				
Ordinance violation:	N/A	162,552	150,428	N/A
Municipal ordinance	N/A	53,609	41,892	N/A
County ordinance	N/A	18,032	15,470	N/A
Total	N/A	71,641	57,362	N/A
Total criminal	N/A	234,193	207,790	N/A
Traffic:				
Other traffic violation:				
Civil infractions	N/A	1,652,378	1,542,521	N/A
Criminal cases	N/A	481,079	403,923	N/A
Total	N/A	2,133,457	1,946,444	N/A
Total traffic	N/A	2,133,457	1,946,444	N/A
Grand total	N/A	2,582,858	2,355,745	N/A

Trial^d

	Jury	Non-jury	Total
Civil	100	137,830	137,930
Criminal	1,957	8,329	10,286
Traffic ^m	1,638	40,228	41,866
Total	3,695	186,387	190,082

Civil dispositions
 Dismissed before hearing ...63,581

Criminal dispositions

	Jury trial:	Before trial:
Civil infractions:		
After hearing	242,009	Convicted after plea 94,660
Other than hearing	1,300,512	Adjudication withheld ... 26,544
Criminal cases:		Dismissed
Bond estreature	8,846	49,852
Plea	233,794	Transferred to
Other	119,417	another court
		Other
		24,980
		1,468
		2,887
		2,925
		1,227
		1,290

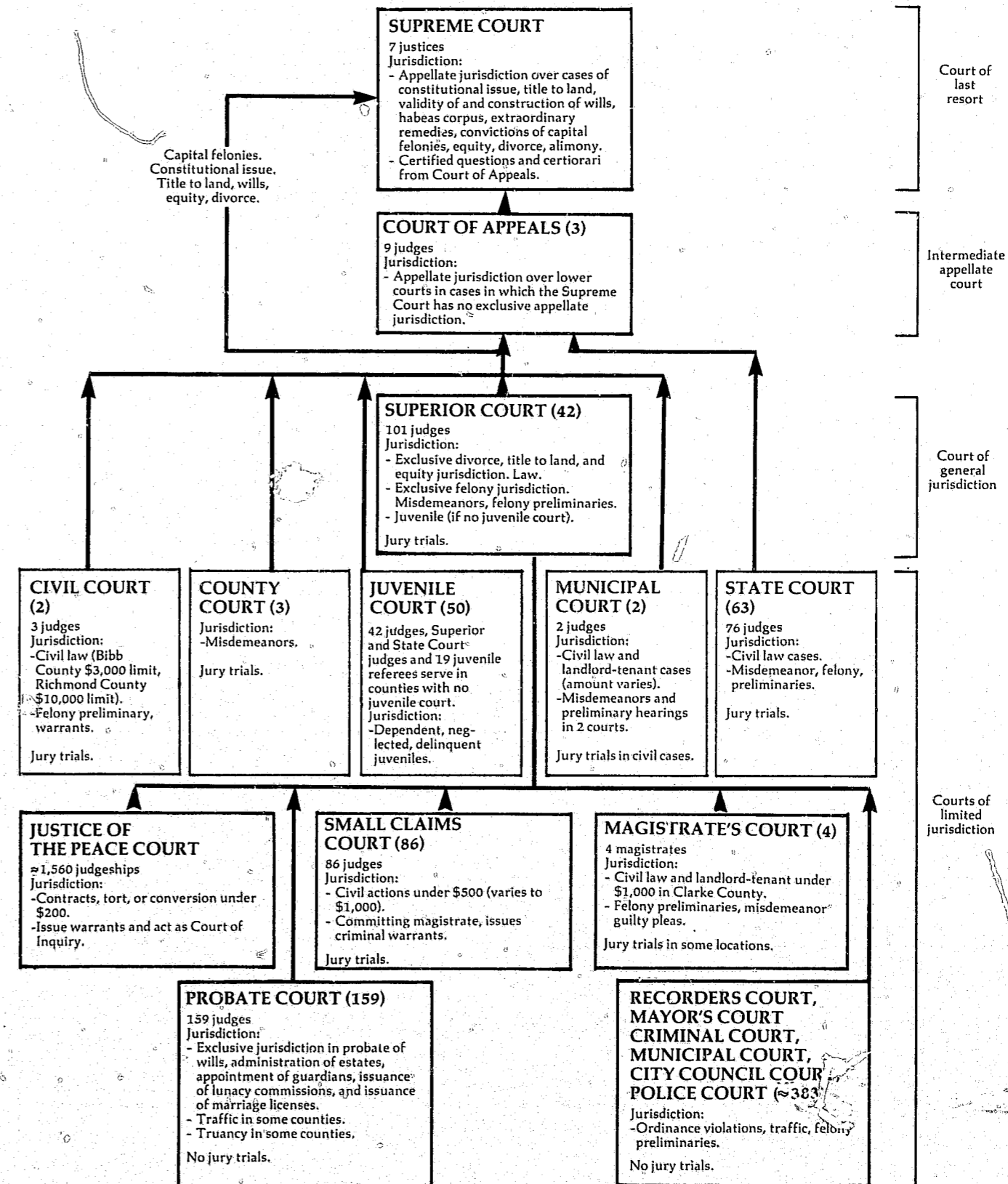
Boldface headings indicate the classifications used by the NCSF.
 N/A = This case type is handled by the court, but the data are unavailable.

^dCase definition of unit of count:
 A civil case is counted with the filing of a petition or complaint.
 The criminal case unit of count is the number of defendants on the information, indictment, or complaint, from a single criminal episode.
 A jury trial is counted when the jury is sworn.
 A non-jury trial is counted at the point when an opening statement or the introduction of any evidence occurs. All civil cases not disposed by jury trial or dismissed before trial are considered disposed by judge (non-jury trial).
^jExplanation of data included in the category:
 Summary procedure cases are those involving \$0 to \$1,500 in damages.
 Other civil cases are those involving \$1,500 to \$2,500 as well as nonmonetary civil cases.

^mInformation on disposition type or trial data:
 Trials are held for criminal traffic cases only. Hearings are held for civil infractions; these hearings are not included with the trial data.

Source: Office of State Courts Administrator, Florida Judicial System Statistical Report, 1978 (Tallahassee, Florida). Statistics are from the annual report except that totals have been computed where necessary.

GEORGIA COURT SYSTEM, 1978



GEORGIA SUPREME COURT^b
Court of last resort
7 justices
July 1, 1977 to June 30, 1978

	Beginning pending	Filed	Disposed	End pending
Cases:				
Appeals:				
Total appeals	N/A	X (113) ^e	977 ^h	N/A
Other cases:				
Requests to appeal:				
Applications for certiorari	N/A	X	359 (52) ^e	N/A
Applications (habeas corpus)	N/A	X	129 (33) ^e	N/A
Applications for interlocutory appeal	N/A	X	65 (28) ^e	N/A
Total	N/A	X	553 (113) ^e	N/A
Total other cases	N/A	X	553 (113) ^e	N/A
Total cases	N/A	1,506 (113) ^e	1,530 (113) ^e	N/A

Manner of disposition

Written opinion	760
Transfer to Court of Appeals	71
Other	33

Boldface headings indicate the classifications used by the NCSP.
N/A = This case type is handled by the court, but the data are unavailable.

^cCases not included in the total to avoid double counting:
Requests to appeal granted are not counted as disposed until the resulting appeals are disposed; similarly the resulting appeals are not counted as new filing. These granted requests to appeal are the numbers appearing in parentheses in the profile.

^hFigure was computed:
Appeals disposed figure was calculated from other disposition data.

Source: Unpublished data supplied by the clerk of the Supreme Court and "Analysis of the cases and enumerations of error decided by the Supreme Court of Georgia," a monograph written by Jonathan A. Weintraub and Patricia A. Meriwether in September, 1978. Statistics are taken from unpublished data and the monograph except that totals were computed where necessary.

GEORGIA COURT OF APPEALS^b
Intermediate appellate court
3 divisions, 9 judges
July 1, 1977 to June 30, 1978

	Beginning pending	Filed	Disposed	End pending
Cases:				
Appeals:				
Total appeals	0	X	N/A	0
Other cases:				
Original proceedings	0	X	N/A	0
Requests to appeal:				
Application in interlocutory matter	0	X	N/A	0
Total other cases	0	X	N/A	0
Total cases	0	2,000	N/A	0

Boldface headings indicate the classifications used by the NCSP.
N/A = This case type is handled by the court, but the data are unavailable.
X = The data for this case type are known to be included in the total but were not available by category.

^bParticular court or reporting system information:
During 1978, this court changed its reporting period from the calendar year to the fiscal year as a result, data displayed in this chart overlap by six months the data presented for this court for the 1977 court year.

Source: Unpublished data provided by the clerk of the Court of Appeals.

GEORGIA SUPERIOR COURT^{c1}
Court of general jurisdiction
42 circuits, 101 judges
July 1, 1977 to June 30, 1978

	Beginning pending ¹¹	Filed	Disposed ¹	End pending ¹¹
Civil^d:				
Domestic relations	43,258 ¹	57,573	56,947 ¹	43,9568 ¹
Other civil:				
General civil	42,448 ¹	34,880	30,830 ¹	44,4848 ¹
Independent motions	18,730 ¹	18,244	15,632 ¹	22,1798 ¹
Total	61,178 ¹	53,124	46,462 ¹	66,6638 ¹
Total civil	104,436 ¹	110,697	103,409 ¹	110,6198 ¹
Criminal^d:				
Felony	16,031 ¹	26,293	24,600 ¹	18,4238 ¹
Misdemeanor	9,572 ¹	15,730	14,938 ¹	9,9188 ¹
Total criminal	25,603 ¹	42,023	39,538 ¹	28,3418 ¹
Traffic:				
Total traffic	3,145 ¹	12,807	13,548 ¹	3,5178 ¹
Grand total	133,184 ¹	165,527	156,495 ¹	142,4778 ¹

Trial^{d1m}

	Jury	Non-jury	Total	Civil dispositions ^{1m}	
				Before trial judgment	Dismissal or settlement
Civil:					
Domestic relations	309	29,298	29,607		
Other civil	1,752	10,976	12,728		
Total	2,061	40,274	42,335		
Criminal (counts):					
Felony	2,574	428	3,002	Domestic relations	15,442
Misdemeanor	254	260	514	Other civil ^m	15,246
Total	2,828	688	3,516	Five-year administration termination	406
Traffic (counts)	59	62	121		431
Grand total	4,948	41,024	45,972		

Criminal dispositions^{1m}

	Felony	Misdemeanor	Total
Pleas	25,345	8,227	33,572
Bond	0	3,257	3,257
Dismissal/nol prosequi	7,480	4,778	12,258
Dead docket ^m	2,416	416	2,832
Other	286	207	493

Traffic dispositions^{1m}

Pleas	4,512
Bond	8,748
Dismissal/nolle prosequi	1,125
Dead docket ^m	102
Other	141

Boldface headings indicate the classifications used by the NCSP.

^cJudge information:
Superior Court judges handle juvenile cases in those counties without Juvenile Courts. These cases are included on the Juvenile Court statistical profile.

^dCase definition or unit of count:
A civil case is counted with the filing of a petition or complaint.
The criminal case unit of count is the number of defendants on the indictment or accusation.
A jury trial is counted if tried to verdict.
A non-jury trial is counted if tried to decision.

⁸Change in pending does not equal the difference between filings and dispositions:
Figures are as given by the annual report and the administrative office of the court.

¹Data are not complete:
Beginning pending figure represents only cases filed between July 1, 1970, and June 30, 1977 that were not disposed prior to July 1, 1977.
Disposed and end pending figures represent only cases filed between July 1, 1970, and June 30, 1978 that were either disposed during or still pending at the end of 1978.

^{1s}Special source or revision in data:
Beginning pending figures were taken from the 1977 annual report where they are given as end pending figures for the 1977 court year.
End pending, trial, and type of disposition figures were supplied by the administrative office of the courts during the process of data verification.

^mInformation on disposition type or trial data:
"Dead docket" refers to criminal or traffic cases which were placed on inactive status.
Trial and disposition category figures do not equal total dispositions for other civil, criminal, and traffic cases as a result of the use of differing counting methods in some circuits. Figures for trials and types of dispositions are given by the number of counts involved.

Source: Administrative Office of the Courts, Fifth Annual Report (Atlanta, Georgia: February, 1979). Statistics are from the annual report except that totals have been computed where necessary, and additional data were supplied by the administrative office of the court during data verification.

GEORGIA STATE COURT AND COUNTY COURT
Court of limited jurisdiction
63 courts, 76 judges; 3 courts
July 1, 1977 to June 30, 1978

	Beginning pending	Filed	Disposed	End pending
Civil^d:				
General civil	39,316 ^{fh}	88,202	84,921	42,597 ^l
Independent motion ^b	25,986 ^{fh}	59,491	55,154	30,323 ^l
Total civil	65,302^{fh}	147,693	140,075	72,920^l
Criminal^d:				
Misdemeanor	24,796 ^h	73,402	68,000	30,198 ^l
Total criminal	24,796^h	73,402	68,000	30,198^l
Traffic:				
Total traffic	26,320^h	173,221	164,098	35,443^l
Grand total	116,418^f	394,316	372,173	138,561^l

	Trial ^{dl}			Civil dispositions ^{lm}
	Jury	Non-jury	Total	
Civil	945	4,954	5,899	Judgment
Criminal	948	1,910	2,858	Dismissal/settled
Traffic	347	2,568	2,915	Five-year administrative termination
Total	2,240	9,432	11,672	37

Criminal dispositions ^{lm}		Traffic dispositions ^{lm}	
Plea	42,928	Plea	67,294
Bond	7,091	Bond	90,457
Dismissal/nolle prosequi	14,589	Dismissal/nolle prosequi	10,995
Dead docket ^m	3,801	Dead docket ^m	1,815
Other	250	Other	754

Boldface headings indicate the classifications used by the NCSP.

^bParticular court or reporting system information:

Independent motion cases were first counted in fiscal year 1977.

^dCase definition or unit of count:

A civil case is counted with the filing of a petition or complaint.

The criminal case unit of count is the number of defendants on the indictment or accusation.

A jury trial is counted if tried to verdict.

A non-jury trial is counted if tried to decision.

^fBeginning pending figure for the 1978 court year does not equal the end pending figure for the 1977 court year:

Figures are as calculated from the data given.

^hFigure was computed:

Beginning pending figures were computed from filed, disposed, and end pending data given in the annual report.

^lSpecial source or revision in data:

End pending, trial, and type of disposition data were supplied by the administrative office of the court during data verification.

^mInformation on disposition type or trial data:

"Dead docket" refers to criminal or traffic cases which were put on inactive status.

Trial and disposition category figures do not equal total dispositions for civil, criminal, and traffic cases as a result of the use of differing counting methods. Figures for criminal trials and type of disposition are given by the number of counts involved.

Source: Administrative Office of the Courts, *Fifth Annual Report* (Atlanta, Georgia: February, 1979). Statistics are from the annual report except that totals have been computed where necessary, and additional data were supplied by the administrative office of the court during data verification.

GEORGIA PROBATE COURT
Court of limited jurisdiction
159 counties, 159 judges
July 1, 1977 to June 30, 1978

	Beginning pending	Filed	Disposed	End pending
Civil:				
Estate	N/A	N/A	N/A	N/A
Total civil	N/A	N/A	N/A	N/A
Criminal^d:				
Misdemeanor	259 ^h	5,323	5,291	291 ^l
Total criminal	259^h	5,323	5,291	291^l
Traffic:				
Total traffic	10,254^h	133,678	131,106	12,826^l
Grand total	10,513^{fh}	139,001ⁱ	136,397ⁱ	13,117^{il}

	Trial ^{dm}			Criminal dispositions ^{lm}	Traffic dispositions ^{lm}
	Jury	Non-jury	Total		
Criminal	—	7	7	Plea	1,633
Traffic	—	599	599	Bond	3,240
Total	—	606	606	Dismissal/nolle prosequi	411
				Dead docket ^m	0
				Other	30
					30,695
					94,639
					6,097
					12
					313

Boldface headings indicate the classifications used by the NCSP.

N/A = This case type is handled by the court, but the data are unavailable.

— = Not applicable.

^dCase definition or unit of count:

The criminal case unit of count is the number of defendants on the indictment or accusation:

A non-jury trial is counted if tried to decision.

^fBeginning pending figure for the 1978 court year does not equal the end pending figure for the 1977 court year:

Figure is as calculated from the data supplied.

^hFigure was computed:

Beginning pending figure was calculated from filed, disposed, and end pending data.

ⁱData are not complete:

Grand total figures do not include civil cases. Although civil cases are handled by the Probate Court, no data concerning them were available for inclusion in the court profile.

^lSpecial source or revision in the data:

Criminal and traffic disposition and end pending information was supplied by the administrative office of the court during data verification.

^mInformation on disposition type or trial data:

"Dead docket" refers to criminal or traffic cases which were put on inactive status.

Trial and disposition category figures do not equal total dispositions for criminal and traffic cases as a result of the use of different counting methods. Figures for trials and type of disposition are given by the number of counts involved.

Source: Administrative Office of the Courts, *Fifth Annual Report* (Atlanta, Georgia: February, 1979). Statistics are from the annual report except that totals have been computed where necessary, and additional data were supplied by the administrative office of the court during data verification.

GEORGIA JUVENILE COURT¹
 Court of limited jurisdiction
 50 courts, 42^c judges
 July 1, 1977 to June 30, 1978

	Beginning pending	Filed ^j	Disposed ¹	End pending
Traffic:				
Other traffic violation:				
Juvenile traffic	N/A	2,317	2,170 ¹	264
Total traffic	N/A	2,317	2,170 ¹	264
Juvenile:				
Criminal-type offense:				
Delinquent	N/A	20,393	19,048 ¹	3,188
Status offense:				
Unruly	N/A	8,041	7,617 ¹	1,280
Non-offense:				
Deprived	N/A	4,387	4,016 ¹	800
Other juvenile:				
Special proceedings	N/A	1,022	1,004 ¹	235
Total juvenile	N/A	33,843	31,685 ¹	5,267
Grand total	N/A	36,160	33,855 ¹	5,531

Boldface headings indicate the classifications used by the NCSP.
 N/A = This case type is handled by the court, but the data are unavailable.

^cJudge information:

There were 8 full-time and 34 part-time Juvenile Court judges serving this court. In addition, 6 State Court judges, 36 Superior Court judges, and 19 appointed referees serve as juvenile judges, handling cases in counties with no Juvenile Court. Data from these 61 other judges are included in this profile.
 Superior Court judges handle juvenile cases in those counties without a separate Juvenile Court. Those cases are included in these Juvenile Court figures.

¹Data are not complete:

Disposed figures do not include data for Ware County.

^jExplanation of data included in the category:

Filed figures are the number of children against which complaints or petitions were filed in Superior, State, or Juvenile Courts.

Disposed figures are the number of children for which all charges against them are disposed.

¹Special source or revision in data:

Disposition and end pending figures were supplied by the state court administrative office during the data verification process.

Source: The Administrative Office of the Courts, *Fifth Annual Report* (Atlanta, Georgia: February, 1979). Statistics are from the annual report except that totals have been computed where necessary, and additional information was supplied by the administrative office of the courts during data verification.

GEORGIA MUNICIPAL COURT
 Court of limited jurisdiction
 2 courts, 2 judges
 July 1, 1977 to June 30, 1978

There were no data available for cases handled in the Municipal Court for fiscal year 1978.

GEORGIA CIVIL COURT
 Court of limited jurisdiction
 2 courts, 3 judges
 July 1, 1977 to June 30, 1978

There were no data available for cases handled in the Civil Court for fiscal year 1978.

GEORGIA SMALL CLAIMS COURT
 Court of limited jurisdiction
 86 courts, 86 judges
 July 1, 1977 to June 30, 1978

There were no data available for cases handled in the Small Claims Court for fiscal year 1978.

GEORGIA MAGISTRATE'S COURT
 Court of limited jurisdiction
 4 courts, 4 magistrates
 July 1, 1977 to June 30, 1978

There were no data available for cases handled in the Magistrate's Court for fiscal year 1978.

GEORGIA JUSTICE OF THE PEACE COURT
 Court of limited jurisdiction
 ~1560 judgeships
 July 1, 1977 to June 30, 1978

There were no data available for cases handled in the Justice of the Peace Court for fiscal year 1978.

**GEORGIA RECORDER'S COURT, MAYOR'S COURT, MUNICIPAL COURT,
 CITY COUNCIL COURT, POLICE COURT, AND CRIMINAL COURT**
 Court of limited jurisdiction
 ~383 courts
 July 1, 1977 to June 30, 1978

There were no data available for cases handled in the Recorder's Court, Mayor's Court, Municipal Court, City Council Court, Police Court, or Criminal Court for fiscal year 1978.

GUAM COURT SYSTEM, 1978

Appeals to the United States
 District Court for the Territory
 of Guam (9th Circuit)

SUPERIOR COURT

5 judges
 Jurisdiction:
 - Original jurisdiction in all civil cases arising under the laws of Guam except for causes arising under the constitution, treaties, laws of the United States, and any other matter involving the Territorial Income Tax Law.
 - Original jurisdiction in all criminal cases arising under the laws of Guam except for causes arising under the constitution, treaties, laws of the United States, and any other matter involving the Territorial Income Tax Law.
 - Original jurisdiction in traffic matters. Appellate jurisdiction over traffic cases with a fine greater than \$25 or a jail sentence. Traffic Violations Bureau processes all traffic citations, illegal parking, and moving violations.
 - Original jurisdiction in all juvenile matters.
 Jury trials.

Court of
 general
 jurisdiction

↑ Indicates route of appeal.

GUAM SUPERIOR COURT
 Court of general jurisdiction
 1 court, 5 judges
 January 1, 1978 to December 31, 1978

	Beginning pending	Filed	Disposed	End pending
Civil^d:				
Law:				
Civil	2,204	930	2,501	633
Small claims	2,958	2,326	3,925	1,359
Real property rights:				
Land registration	132	27	142	17
Domestic relations:				
Domestics	437	816	919	334
Estate	827	155	941	41
Other civil:				
Special proceedings	355	236	525	66
Total civil	6,913	4,490	8,953	2,450
Criminal^d:				
Felony	203	271	248	226
Misdemeanor	137	414	345	206
Total criminal	340	685	593	432
Traffic:				
Total traffic	3,303	18,512	16,948	4,876
Juvenile:				
Criminal-type offense:				
Juvenile delinquency	144	816	935	25
Other juvenile:				
Juvenile special proceedings	237	119	338	18
Total juvenile	381	935	1,273	43
Grand total	10,937	24,622	27,767	7,792

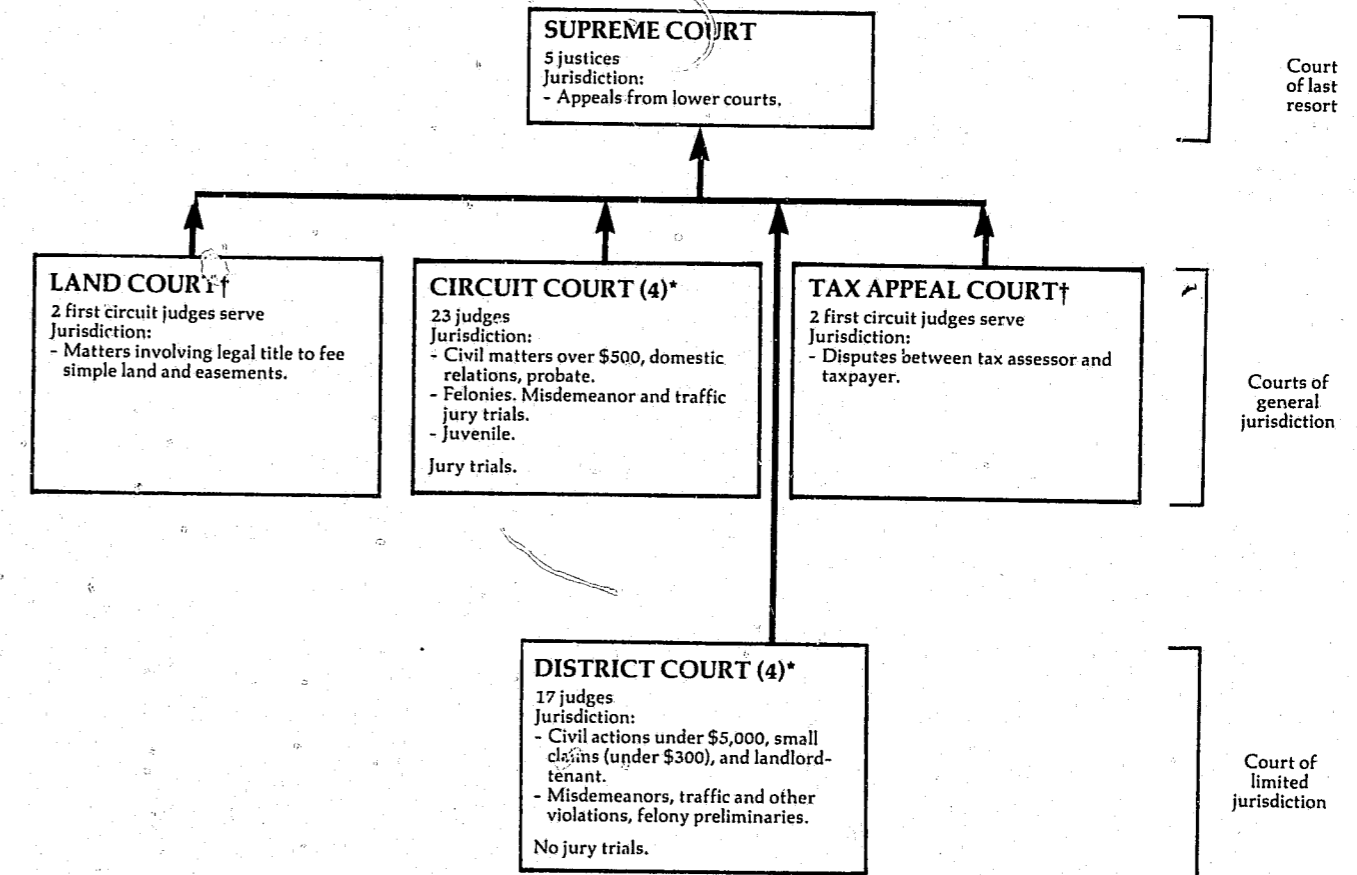
Boldface headings indicate the classifications used by the NCSP.

^dCase definition or unit of count:

A civil case is counted with the filing of a petition or complaint.
 The criminal case unit of count is the number of informations, indictments, or complaints.

Source: Superior Court of Guam, 1978 Annual Report (Agana, Guam). Statistics are from the annual report except that totals have been computed where necessary.

HAWAII COURT SYSTEM, 1978



↑ Indicates route of appeal

† The Land Court and Tax Appeal Court hear special cases, but are considered general jurisdiction courts for this report because circuit judges serve.
 * The Circuit Court and District Court are both courts of record. District Courts hear high volume cases. The Circuit Court hears all jury trials. For purposes of this report, the Circuit Court is considered a court of general jurisdiction since it handles felony cases.

HAWAII SUPREME COURT
Court of last resort
5 justices
July 1, 1977 to June 30, 1978

Table with 5 columns: Beginning pending, Filed, Disposed, End pending. Rows include Appeals (Civil, Criminal), Other cases (Original proceedings, Requests to appeal), and Total cases.

Table with 4 columns: Manner of disposition (Written opinion, Motion to dismiss, Withdrawals and discontinued, Other), Disposition of cases (Affirmed, Reversals, Other), and Appeals.

Time periods (average months)

Table with 5 columns: Appeals (Civil, Criminal, Other), Original proceedings. Rows show appeal filed to regular opinion and appeal filed to memorandum opinion.

Boldface headings indicate the classifications used by the NCSP.

Special source or revision in data: The breakdown of original jurisdiction cases was supplied by the office of the clerk of the Supreme Court.
Categories for disposition type or trial data: Written opinions include both full and per curiam opinions. There were 113 opinions written on 111 cases.

Source: Administrative Director of the Courts, State of Hawaii: Annual Report 1977-1978 (Honolulu, Hawaii: 1979). Source of case data is included in the annual report. Statistics are from the annual report except that totals have been computed where necessary, and additional data were supplied by the clerk of court during data verification.

HAWAII CIRCUIT COURT
Court of general jurisdiction
4 circuits, 23 judges
July 1, 1977 to June 30, 1978

Table with 5 columns: Beginning pending, Filed, Disposed, End pending. Rows include Civil (Tort, Auto tort, Contract, Real property rights, Domestic relations, Estate, Guardianship, Mental health, Other civil), Criminal (Felony, Misdemeanor), Traffic (DUI, Other traffic violations), and Juvenile (Criminal-type offense, Non-offense, Other juvenile) categories.

Hawaii Circuit Court (continued)

Civil:	Trial ^d			Criminal dispositions		
	Jury	Non-jury	Total	Felony and misdemeanor	Other criminal	Total
Tort:						
Auto tort	16	8	24	638	4	642
Other tort	21	14	35	245	9	254
Total	37	22	59	308	16	324
Contract	13	63	76	178	18	196
Real property rights	1	5	6			
Domestic relations	20	47	67			
Other civil	19	72	91			
Total civil	90	209	299			
Criminal:						
Felony and misdemeanor ...	246	67	313			
Other criminal	0	3	3			
Total criminal	246	70	316			
Traffic:						
DWI/DUI	0	0	0			
Other traffic violations ..	2	0	2			
Total traffic	2	0	2			
Grand total	338	279	617			

Traffic dispositions

	Other traffic		
	DWI/DUI	violation	Total
Contested hearing (juvenile)	7	7	7
Uncontested hearing (juvenile)	16	16	16
Dismissed	3	4	7
Nolle prosequi (no service)	2	2	4
Plea (no trial held)	0	5	5
Counseling service (juvenile)	42	42	42
Other	6	11	17

Civil dispositions

	Auto tort	Other tort	Contract	Real property rights	Domestic relations	Estate	Other civil	Total
Contested hearing	0	0	0	8	1,603	5	202	1,818
Uncontested hearing	2	1	22	8	5,665	965	767	7,430
Dismissal	575	337	620	38	---	29	873	2,472
No service	17	7	39	0	---	---	19	82
No answer	24	11	340	2	---	---	82	459
No statement of readiness	11	15	38	0	---	---	58	122
No trial held	64	35	53	7	560	---	37	756
Counseling service	---	---	---	---	809	---	---	809
Other	21	34	211	160	3,623	645	774	5,468

Juvenile dispositions

	Criminal-type offense	Status offense	Non-offense	Other juvenile	Total
Contested hearing	765	69	138	102	1,074
Uncontested hearing	1,955 ¹	263	102	174	2,924
Counseling service	1,763	951	20	252	2,986
Other	360	65	30	742	1,197

Boldface headings indicate the classifications used by the NCSP.
 -- = Not applicable.

^cJudge information:

There are a total of 23 (16 circuit, 2 family, and 5 district family) judges that hear Circuit Court proper and Family Court cases. In the circuit, Family Court cases are heard by the 2 Family Court and 5 District Family Court judges. In the other three circuits, both circuit and district court judges hear Family Court cases in addition to their regular assignments. All Family Court data are included with the Circuit Court data on this table and in the summary tables in Part I of this report.

^dCase definition or unit of count:

A civil case is counted with the filing of a petition or complaint.
 The criminal case unit of count is the number of defendants on the information or indictment.
 A jury trial is counted when the jury is sworn.
 A non-jury trial is counted at the point when an opening statement or the introduction of any evidence occurs.

^jExplanation of data included in the category:

Land cases handled by the Land Court are not included.
 Miscellaneous family contains mental health cases.
 Supplemental proceedings in the other civil category include supplemental proceedings on criminal as well as civil cases.
 District Court transfers are cases initiated in the District Court that demand a jury trial.

¹Special source or revision in data:

Data breakdown for felony and misdemeanor cases was obtained by telephone from the administrative office of the courts.
 This figure was corrected by the administrative office of the court during data verification.

Source: Administrative Director of the Courts, State of Hawaii: Annual Report 1977-1978 (Honolulu, Hawaii: 1979). Statistics are from the annual report except that totals have been computed where necessary, and corrections and additional data were supplied by the state court administrative office during data verification.

HAWAII LAND COURT^a
 Court of general jurisdiction
 2 first circuit judges serve
 July 1, 1977 to June 30, 1978

	Beginning pending	Filed	Disposed	End pending
Civil:				
Real property rights:				
Contested land registration cases	83	53	47	89
Total civil	83	53	47	89
Grand total ^k	83	53	47	89

Boldface headings indicate the classifications used by the NCSP.

^aCourt jurisdiction:

Data for the Land Court are included with the general jurisdiction courts because circuit judges serve. The Circuit Court also handles some land cases.

^dCase definition or unit of count:

A civil case is counted with the filing of a petition or complaint.

^kAdditional information:

In addition to the 53 contested land registrations filed, there were 2,801 ex parte petitions filed.

Source: Administrative Director of the Courts, State of Hawaii: Annual Report 1977-1978 (Honolulu, Hawaii: 1979). Statistics are from the annual report except that totals have been computed where necessary.

HAWAII TAX APPEAL COURT^a
 Court of general jurisdiction
 2 first circuit judges serve
 July 1, 1977 to June 30, 1978

	Beginning pending	Filed	Disposed	End pending
Civil:				
Appeal:				
Appeal of administrative agency case	25	47	25	47
Total civil	25	47	25	47
Grand total	25	47	25	47

Boldface headings indicate the classifications used by the NCSP.

^aCourt jurisdiction:

Data for the Tax Appeal Court are included with the general jurisdiction courts because circuit judges serve.

^dCase definition or unit of count:

A civil case is counted with the filing of a petition or complaint.

Source: Administrative Director of the Courts, State of Hawaii: Annual Report 1977-1978 (Honolulu, Hawaii: 1979). Statistics are from the annual report except that totals have been computed where necessary.

HAWAII DISTRICT COURT
Court of limited jurisdiction
4 districts, 17^c judges
July 1, 1977 to June 30, 1978

	Beginning pending	Filed	Disposed	End pending
Civil^d:				
Tort	1,150	877	726	1,301
Contract:				
Assumpsit	4,120	7,741	7,290	4,571
Small claims	492	1,313	1,325	480
Real property rights:				
Summary possession	784	800	660	924
Appeal:				
Appeal of administrative agency case:				
Nonpayment of taxes	252	62	54	260
Other civil	59	147	145	61
Total civil	6,857	10,940	10,200	7,597
Criminal^d:				
Misdemeanor	X	X	16,867	X
Ordinance violation:				
Other violations	900	20,856	18,888	2,868
Preliminary hearing:				
Felony	X	X	783	X
Total criminal	5,020	38,303	36,538	6,785
Traffic:				
DWI/DUI:				
Driving under the influence	911	2,613	2,493	1,031
Parking	4,160	472,077	454,982	21,255
Other traffic violation:				
Moving arrest and citation	30,042	126,585	125,781	30,846
Non-moving	18,921	66,765	59,705	25,981
Total	48,963	193,350	185,486	56,827
Total traffic	54,034	668,040	642,961	79,113
Grand total	65,911	717,283	689,699	93,495

Non-jury trial ^d	Civil dispositions		
	Discontinuance/ dismissed	Default/ confession	Commitment to cir- cuit court, jury trial demanded
Civil:			
Tort	356	278	33
Contract	1,728	5,388	33
Small claims	503	312	4
Real property rights	266	319	20
Appeal of administrative agency case	13	41	0
Other civil	76	44	3
Total	2,942	6,382	93

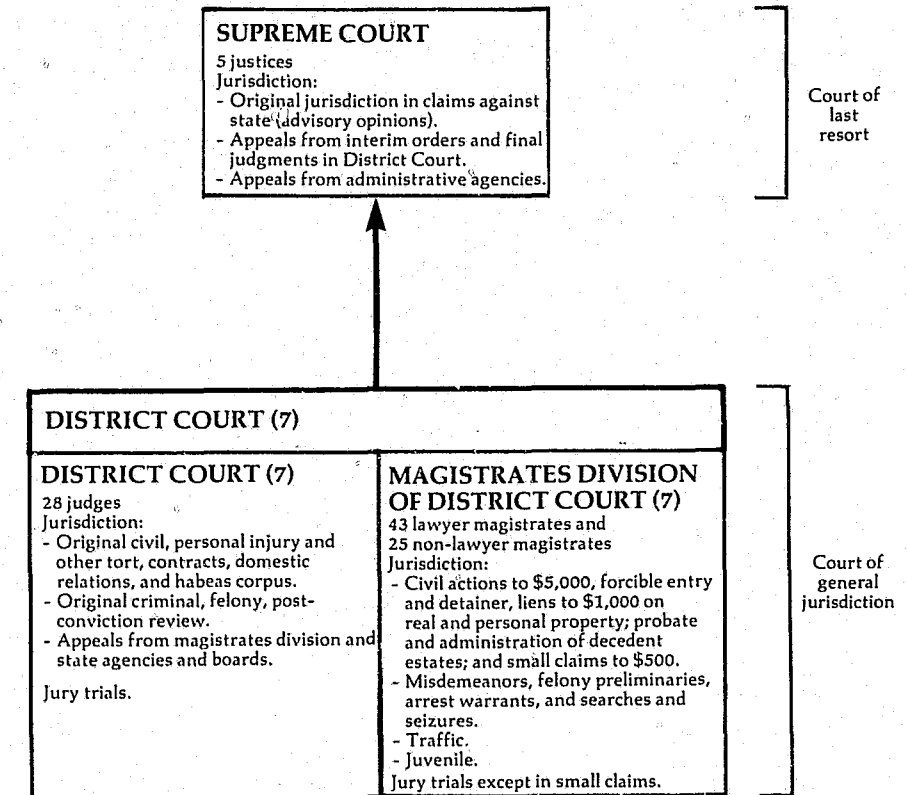
Misdemeanor and ordinance violation:	Criminal dispositions			Traffic dispositions			
	Misdemeanor	Ordinance violation	Total	DWI/DUI	Parking	Other traffic violation	Total
Nolle prosequi.....	1,271	376	1,647	56	801	1,148	2,005
Total conviction.....	7,527	1,131	8,658	2,162	17,192	55,257	74,611
Discharge/dismissal.....	4,907	868	5,775	136	4,500	13,861	18,497
Stricken.....	1,052	1,115	2,167	26	45,840	41,279	87,145
Bail forfeiture.....	1,643	15,390	17,033	80	386,649	73,935	460,664
Commitment to Circuit Court, jury trial demanded	467	8	475	33	0	6	39
Preliminary hearing:							
Stricken or discharged.....	--	--	145				
Committed to grand jury.....	--	--	456				
Committed to circuit court.....	--	--	182				

Boldface headings indicate the classification used by the NCSF.
X = The data for this case type are known to be included in the total but were not available by category.
-- = Not applicable.

C Judge information:
The five district judges in the second, third, and fifth circuits hear Family Court cases in addition to their regular assignments. These Family Court cases are displayed with the Circuit Court data in this report.
d Case definition or unit of count:
A civil case is counted with the filing of a petition or complaint.
The criminal case unit of count is the individual offense on the information or complaint.
A non-jury trial is counted at the point when an opening statement or the introduction of any evidence occurs.

Source: Administrative Director of the Courts, State of Hawaii: Annual Report 1977-1978 (Honolulu, Hawaii: 1979). Statistics are from the annual report except that totals have been computed where necessary.

IDAHO COURT SYSTEM, 1978



↑ Indicates route of appeal.

IDAHO SUPREME COURT
Court of last resort
5 justices
January 1, 1978 to December 31, 1978

Cases:	Beginning pending	Filed ^j	Disposed	End pending
Appeals:				
Civil:				
Auto negligence	5	1	3	3
Other negligence	3	0	2	1
Tax appeals	9	3	5	7
Domestic relations	16 ^f	12	12	16
Environment/zoning	1	1	1	1
Other	243	156	136	263
Total	277 ^f	173	159	291
Criminal:				
Judgments	100 ^f	59	46	113
Other	17	18	16	19
Total	117 ^f	77	62	132
Postconviction remedy:				
Postconviction relief	5 ^f	3	4	4
Habeas corpus appeals	5	10	5	10
Total	10 ^f	13	9	14
Appeal of administrative agency case:				
Workmen's compensation	32	29	22	39
Public utility commission	13	8	9	12
Total	45	37	31	51
Juvenile:				
YRA and CPAJ	5	4	3	6
Other appeals:				
Interlocutory appeals	4	19	14	9
Total appeals	458 ^f	323	278	503
Other cases:				
Original proceedings:				
Original jurisdiction:				
Habeas corpus	2	3	5	0
Mandamus	4	5	9	0
Prohibition	1	3	2	2
Other	1	5	6	0
Total	8	16	22	2
Disciplinary matter:				
Disciplinary	3	1	1	3
Total	11	17	23	5
Requests to appeal				
Total other cases	11	17	23	5
Total cases	469^f	340	301	508
Other proceedings:				
Rehearing requests	8 ^h	40	38	10
Other matters:				
Extension of time	N/A	544	535	N/A
Motion to dismiss	N/A	137	136	N/A
Other	N/A	480	423	N/A
Total	N/A	1,161	1,094	N/A
Total other proceedings	8 ⁱ	1,201	1,132	10 ⁱ

Manner of disposition

Cases disposed with opinion	Appeals			Original jurisdiction	Total
	Civil and juvenile	Criminal and postconviction remedy	Administrative agency		
Number of majority opinions	105	35	15	155	157 ^m
Per curiam opinions	89	29	13	131	133 ^m
Cases disposed without opinion	16	6	2	24	24 ^m
	71	36	16	123	143

Time interval (average days)

Appeal:	Civil and juvenile		Criminal and postconviction	Administrative agency
	Filing to at issue	At issue to hearing	Hearing to final closure	
Filing to at issue	218		262	197
At issue to hearing	277		184	192
Hearing to final closure	180		199	213

Blankface headings indicate the classifications used by the NCSP.
Blank space = Not enough information is known. The case category may or may not be handled by the court.
N/A = This case type is handled by the court, but the data are unavailable.

^fBeginning pending figure for the 1978 court year does not equal the end pending figure for the 1977 court year: Corrections were made based on an inventory of cases.
^hFigure was computed:
ⁱBeginning pending figure was calculated from filing, disposition, and end pending data.

ⁱData are not complete:
Total other proceedings pending figures do not include other matters (extension of time, motion to dismiss, other).
^jExplanation of data included in the category:
Filed figures include cases added and cases transferred.
YRA cases are juvenile delinquency cases filed under the Youth Rehabilitation Act. CPA cases involve dependent or neglected children petitions filed under the Child Protection Act.
^mInformation on disposition type or trial data:
In addition to the 133 majority and 24 per curiam opinions, there were 44 dissenting and 24 special concurring opinions.

Source: Administrative Office of the Courts, The Idaho Courts 1978 Annual Report and The Idaho Courts 1978 Annual Report Appendix (Boise, Idaho). Statistics are from the annual report except that totals have been calculated where necessary.

IDAHO DISTRICT COURT
Court of general jurisdiction
7 districts, 28 judges
January 1, 1978 to December 31, 1978

	Beginning pending	Filed	Disposed	End pending
Civil:				
Tort:				
Personal injury/property damage	1,262 ^{fh}	1,026	929	1,359
Small claims	1 ^{fh}	0	1	0
Domestic relations:				
Support/custody:				
Support proceedings	444 ^{fh}	610	549	505
Adoption	1 ^{fh}	2	2	1
Other domestic relations:				
Domestic relations	1,437 ^{fh}	2,190	2,298	1,329
Total	1,882 ^{fh}	2,802	2,849	1,835
Estate:				
Probate/wills/intestate:				
Informal estate	8 ^{fh}	7	5	10
Formal estate	3 ^{fh}	0	2	1
Total	11 ^{fh}	7	7	11
Guardianship/conservatorship/trusteeship:				
Guardianship of minors	2 ^{fh}	2	2	2
Guardianship of incapacitated	2 ^{fh}	0	0	2
Total	4 ^{fh}	2	2	4
Total	15 ^{fh}	9	9	15
Appeal:				
Appeal of trial court case:				
Civil appeal	177 ^{fh}	233	203	207
Special proceeding appeal	29 ^{fh}	38	37	30
Total	206 ^{fh}	271	240	237
Extraordinary writ:				
Habeas corpus	54 ^{fh}	200	188	66
Other civil:				
Other complaints and petitions	4,026 ^{fh}	4,101	3,619	4,508
All other special hearings	42 ^{fh}	74	71	45
Total	4,068 ^{fh}	4,175	3,690	4,553
Total civil	7,488 ^{fh}	8,483	7,906	8,065
Criminal:				
Felony:				
Felony--drug	191 ^{fh}	297	335	153
Felony--driving while intoxicated	96 ^{fh}	190	189	97
Other felony	816 ^{fh}	2,358	2,236	938
Total	1,103 ^{fh}	2,845	2,760	1,188
Misdemeanor:				
Misdemeanor--drug	16 ^{fh}	36	39	13
Other misdemeanor	26 ^{fh}	165	156	35
Total	42 ^{fh}	201	195	48
Appeal	56 ^{fh}	67	65	58
Total criminal	1,201 ^{fh}	3,113	3,020	1,294
Traffic:				
DWI/DUI:				
Misdemeanor--driving while intoxicated	0 ^{fh}	14	13	1
Other traffic violation:				
Traffic	2 ^{fh}	1	0	3
Total traffic	2 ^{fh}	15	13	4
Juvenile:				
Criminal-type offense:				
Youth Rehabilitation Act--other	2 ^{fh}	0	1	1
Non-offense:				
Child Protection Act	1 ^{fh}	1	1	1
Total juvenile	3 ^{fh}	1	2	2
Grand total	8,694 ^{fh}	11,612	10,941	9,365

(continued on the next page)

Idaho District Court (continued)

Total trial ^d		Time interval (average days)			
Civil:	Criminal:	Filing to issue	At issue to closure	Filing to closure	First appearance to closure
Tort	Felony	N/A	N/A	481	--
Small claims	Misdemeanor				
Domestic relations:	Appeal				
Support/custody	Total criminal				
Adoption	Traffic:				
Other domestic relations	DUI/DWI				
Total	Other traffic violations				
Estate:	Total traffic				
Probate/wills/intestate	Juvenile:				
Guardianship/conservatorship/	Criminal-type offense				
trusteeship	Non-offense				
Total	Total juvenile				
Appeal:					
Appeal of trial court case ..					
Extraordinary writs					
Other civil					
Total civil					
Grand total					

Boldface headings indicate the classification used by the NCSF.
N/A = This case type is handled by the court but the data are unavailable.

^dCase definition or unit of count:
A civil case is counted with the filing of a petition or complaint.
The criminal case unit of count is the number of defendants on the information or indictment.
A trial is counted when it has officially begun (the jury is sworn or there is an opening statement or the introduction of any evidence).
Also included with the trial data are cases closed at hearings.

^eBeginning pending figure for the 1978 court year does not equal the end pending figure for the 1977 court year:
Corrections were made to end pending figures for the 1978 court year based on an inventory of cases. This caused the beginning pending figures for the 1978 court year, computed from filed, disposed, and end pending figures, to be different from end pending figures reported for 1977.

^hFigures were computed:
Beginning pending figures were computed from filing, disposition, and end pending data.

^jExplanation of data included in the category:
Special proceeding appeals may include some juvenile appeals.

Source: Administrative Office of the Courts, The Idaho Courts 1978 Annual Report (Boise, Idaho). Statistics are from the annual report except that totals have been computed where necessary.

IDAHO MAGISTRATES DIVISION OF DISTRICT COURTS
Court of general jurisdiction
7 districts, 43 lawyer magistrates and 25 non-lawyer magistrates.
January 1, 1978 to December 31, 1978

	Beginning pending	Filed	Disposed	End pending
Civil^d:				
Tort:				
Personal injury/property damage	525 ^{fh}	702	621	606
Small claims	2,449 ^{fh}	13,504	12,613	3,340
Domestic relations:				
Support/custody:				
Support proceedings	1,400 ^{fh}	2,377	1,920	1,857
Adoption	264 ^{fh}	1,155	1,066	353
Other domestic relations:				
Domestic relations	2,414 ^{fh}	7,183	6,619	2,978
Total	4,078 ^{fh}	10,715	9,605	5,188
Estate:				
Probate/wills/intestate:				
Informal estate	2,276 ^{fh}	2,485	1,888	2,873
Formal estate	1,104 ^{fh}	975	942	1,137
Total	3,380 ^{fh}	3,460	2,830	4,010
Guardianship/conservatorship/trusteeship:				
Guardianship of minors	257 ^{fh}	213	154	316
Guardianship of incapacitated	221 ^{fh}	209	172	258
Total	478 ^{fh}	422	326	574
Total	3,858 ^{fh}	3,882	3,156	4,584
Extraordinary writs:				
Habeas corpus	8 ^{fh}	47	31	24
Other civil:				
Other complaints and petitions	6,352 ^{fh}	10,101	9,080	7,373
All other special hearings	260 ^{fh}	738	666	332
Total	6,612 ^{fh}	10,839	9,746	7,705
Total civil	17,530^{fh}	39,689	35,772	21,447
Criminal^d:				
Misdemeanor:				
Misdemeanor--drug	217 ^{fh}	942	968	191
Other misdemeanor	3,899 ^{fh}	19,807	19,303	4,403
Total	4,116 ^{fh}	20,749	20,271	4,594
Preliminary hearing:				
Felony--drug	76 ^{fh}	510	470	116
Felony--driving while intoxicated	52 ^{fh}	263	273	42
Felony--all other	1,527 ^{fh}	4,584	4,241	1,870
Total	1,655 ^{fh}	5,357	4,984	2,028
Total criminal	5,771^{fh}	26,106	25,255	6,622
Traffic:				
DUI/DWI:				
Misdemeanor--driving while intoxicated	1,627 ^{fh}	7,628	7,221	2,034
Juvenile--driving while intoxicated	3 ^{fh}	10	10	3
Total	1,630 ^{fh}	7,638	7,231	2,037
Other traffic violations:				
Traffic--other than driving while intoxicated	4,007 ^{fh}	205,705	204,975	4,737
Total traffic	5,637^{fh}	213,343	212,206	6,774
Juvenile:				
Criminal-type offense:				
Youth Rehabilitation Act--drug	68 ^{fh}	107	114	61
Youth Rehabilitation Act--other	2,045 ^{fh}	7,281	6,810	2,516
Total	2,113 ^{fh}	7,388	6,924	2,577
Non-offense:				
Child Protection Act	230 ^{fh}	526	480	276
Total juvenile	2,343^{fh}	7,914	7,404	2,853
Grand total	31,281^{fh}	287,052	280,637	37,696

(continued on the next page)

Idaho Magistrates Division of District Court (continued)

Total Trial ^d		Time interval (average days)			
Civil:		Criminal:			
Tort	82	Misdemeanor	13,862	Filing to at issue	At issue to closure
Small claims	7,524	Preliminary hearing	1,820	Filing to closure	First appearance to closure
Domestic relations:		Total criminal	15,682		
Support/custody	674	Traffic:			
Adoption	994	DUI/DWI	5,990	Days to disposition:	
Other domestic relations	5,457	Other traffic violations	4,942	Civil:	
Total	7,125	Total traffic	10,932	Cases closed by dismissal	N/A
Estate:		Juvenile:		Cases disposed by hearing or trial	20
Probate/wills/intestate	1,728	Criminal-type offense	4,199	Cases disposed by dismissal	--
Guardianship/conservatorship trusts/ship	264	Non-offense	347	Cases disposed by guilty plea	--
Total	1,992	Total juvenile	4,546	Cases disposed after trial and sentencing	56
Extraordinary writs	7				
Other civil	1,852				
Total civil	18,582				
Grand total	49,742				

Boldface headings indicate the classifications used by the NCSP.
 N/A = This case type is handled by the court, but the data are not available.
 -- = Not applicable.

^aCourt jurisdiction:

The Magistrates Division is a division of the District Court and its data are included in the general jurisdiction section of the summary tables in Part II of this report.

^dCase definition or unit of count:

A civil case is counted with the filing of a petition or complaint.
 The criminal case unit of count is the number of defendants on the information, indictment, or complaint.
 A trial is counted when it is officially begun (the jury is sworn or there is an opening statement or the introduction of any evidence).
 Also included with the trial data are cases closed at hearings.

^eBeginning pending figure for the 1978 court year does not equal the end pending figure for the 1977 court year:

Corrections were made to end pending figures for the 1978 court year based on an inventory of cases. This caused the beginning pending figures for the 1978 court year computed from filed, disposed, and end pending figures, to be different from end pending figures reported for 1977.

^hFigures were computed:

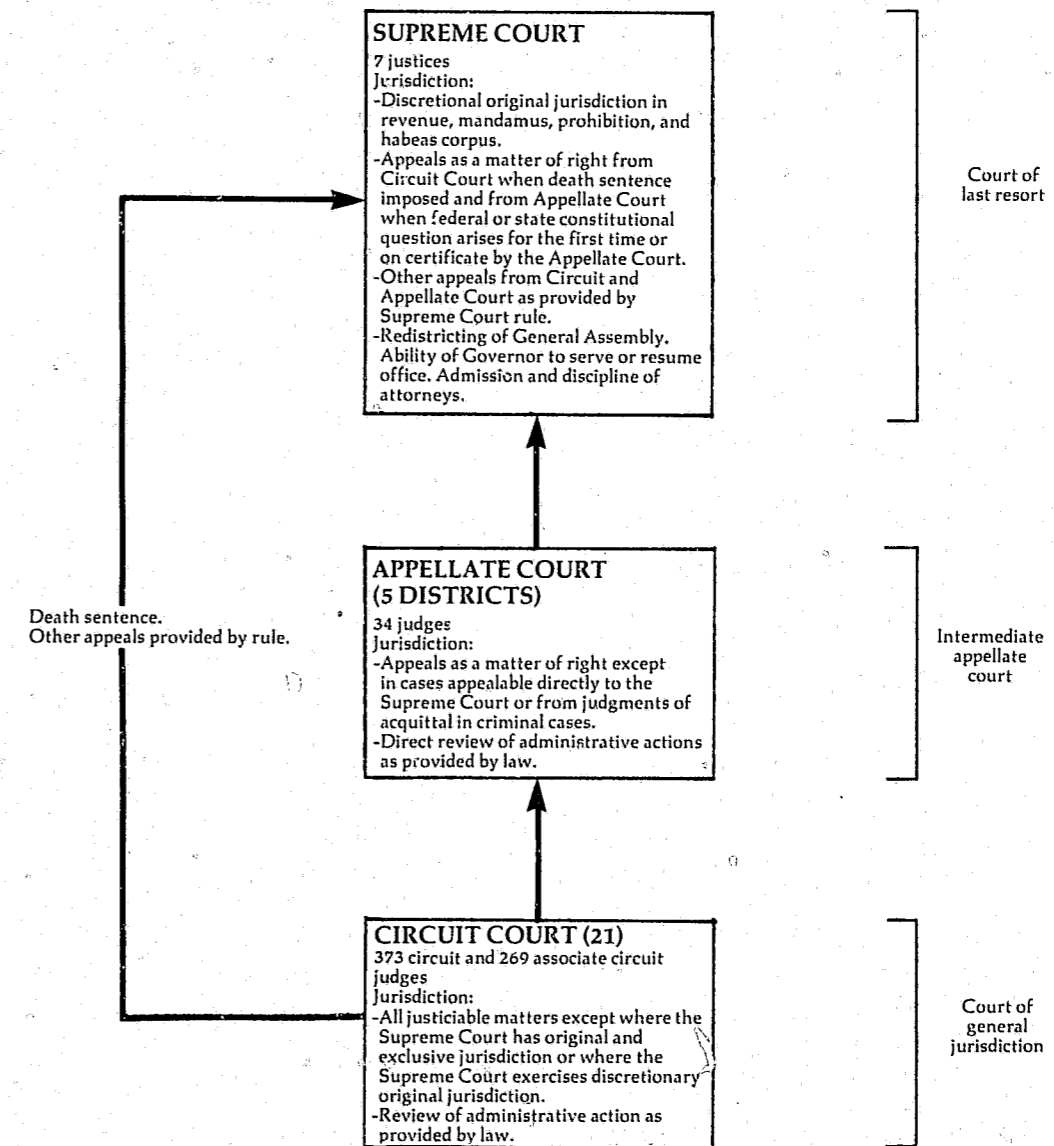
Beginning pending figures were computed from filing, disposition, and end pending data.

ⁱInformation on time interval or age of pending data:

Civil cases included in the time interval data include tort, small claims, other domestic relations, support/custody, and "other complaints and petitions."
 Criminal and traffic cases included in the time interval data include all criminal and traffic data except "juvenile--driving while intoxicated" cases.

Source: Administrative Office of the Courts, The Idaho Courts 1978 Annual Report (Boise, Idaho). Statistics are from the annual report except that totals have been computed where necessary.

ILLINOIS COURT SYSTEM, 1978



↑ Indicates route of appeal.

ILLINOIS SUPREME COURT
Court of last resort
7 justices
January 1, 1978 to December 31, 1978

	Beginning pending	Filed	Disposed	End pending
Cases:				
Appeals:				
Civil:				
Application for leave to appeal allowed	57	(89) ^e	84	62
Action for motion in public interest case [Rule 302(b)] allowed	12	(20) ^e	21	11 ¹
Statute held invalid [Rules 302(a)(1), 603]	11	9	14	6
Certificate of importance	5	2	4	3
Total	85	11 (109)^e	123	82
Criminal:				
Application for leave to appeal allowed	40	(70) ^e	67	43
Action for motion in public interest case [Rule 302 (b)] allowed	0	(2) ^e	1	1
Statute held invalid [Rules 302(a)(1), 603]	2	3	3	2
Certificate of importance (Rule 316)	0	5	0	5
Death penalty [Rule 603]	0	3	0	3
Total	42	11 (72)^e	71	54
Appeal of administrative agency cases:				
Industrial Commission [Rules 302(a)(2)]	42	55	61	36
Total appeals	169	77 (181)^e	255	172
Other cases:				
Original proceedings:				
Civil:				
Original action motions (including Rule 381 motions)	4	44	45 (2) ^e	1 ¹
Original action motions allowed	1	(2) ^e	3	0
Miscellaneous	0	20	20	0
Total civil	5	64 (2)^e	68 (2)^e	1
Criminal:				
Original action motions (including Rule 381 motions)	1	22	18 (2) ^e	3 ¹
Original action motions allowed	0	(2) ^e	1	1
Miscellaneous	0	16	15	1
Total criminal	1	38 (2)^e	34 (2)^e	5
Disciplinary matter:				
Attorney disciplinary	9	9 ^k	11	7
Total	15	111 (4)^e	113 (4)^e	13
Requests to appeal:				
Civil:				
Petition of leave to appeal	89	529	443 (89) ^e	86
Petition for public interest [Rule 302(b)] motion	1	51	31 (20) ^e	1
Total civil	90	580	474 (109)^e	87
Criminal:				
Petition for leave to appeal	95	476	400 (70) ^e	101
Petition for public interest [Rule 302(b)] motion	0	6	4 (2) ^e	0
Total criminal	95	482	404 (72)^e	101
Total	185	1,062	878 (181)^e	188
Total other cases	200	1,173 (4)^e	991 (185)^e	201
Total cases	369	1,250 (185)^e	1,246 (185)^e	383
Other proceedings:				
Rehearing requests:				
Petition for rehearing	N/A	N/A	64	N/A
Other matters:				
Other motions	N/A	N/A	1,604	N/A
Total other proceedings	N/A	N/A	1,668	N/A

Manner of disposition

Full opinion	195
Supervisory orders	17

Boldface headings indicate the classifications used by the NCSP.
N/A = This case type is handled by the court, but the data are unavailable.

^eCases not included in the total to avoid double counting: Petitions for leave to appeal, Rule 302(b) motions, and original action motions are counted as requests to appeal or original proceedings filings; when denied, a disposition is counted; when granted, the case becomes an appeal or original proceeding, but a new filing is not counted. When the appeal or original proceeding is concluded, a disposition is counted. The granted petitions and motions are the numbers appearing in parentheses.

^kAdditional information:

Attorney disciplinary case filings includes one case that was reinstated. There were eight new filings during the year.

¹Special source or revision in the data:

Adjustments to end pending figures were supplied by the administrative office of the court during data verification.

Source: Administrative Office of the Illinois Courts, 1978 Annual Report of the Supreme Court of Illinois (Chicago, Illinois: March 1979). Statistics are from the annual report except that totals have been computed where necessary, and corrections to the data were made by the administrative office of the court during data verification.

ILLINOIS APPELLATE COURT
Intermediate appellate court
5 districts, 34^c judges
January 1, 1978 to December 31, 1978

	Beginning pending	Filed	Disposed	End pending
Cases:				
Appeals:				
Civil	1,832	2,102 ^k	2,164	1,770
Criminal	2,081	2,309 ^k	2,308	2,082
Total appeals	3,913	4,411	4,472	3,852
Total cases	3,913	4,411	4,472	3,852

Disposition of appeals

	Civil				Criminal			
	By opinion	By order	Without opinion or order	Total	By opinion	By order	Without opinion or order	Total
Affirmed	630	175	--	805	514	789	--	1,303
Modified	10	4	--	14	11	12	--	23
Reversed	120	19	--	139	55	33	--	88
Affirmed in part and/or reversed in part	138	13	--	151	84	34	--	118
Reversed and remanded	323	40	1	364	161	58	1	220
Remanded	7	6	--	13	6	12	--	18
Remanded with direction for further proceeding	--	--	3	3	--	--	8	8
Dismissed	18	16	537	571	10	26	298	334
Transferred	--	--	33	33	--	--	5	5
Leave to appeal denied	--	--	47	47	--	--	3	3
Motion to leave to file late notice of appeal denied	--	--	11	11	--	--	16	16
Summary reversal	--	--	3	3	--	--	0	0
Summary reduction or modification of sentence	--	--	--	--	--	--	2	2
Bail order entered	--	--	--	--	--	--	34	34
Confession of error	--	--	--	--	--	--	29	29
Other dispositions	--	--	10	10	--	--	107	107
Total	1,246	273	645	2,164	841	964	503	2,308

Manner of disposition

	Civil	Criminal	Total
Majority opinion	X	X	1,939 ^m
Per curiam	X	X	1 ^m
Rule 23 order	273	964	1,237
Without opinion or order	645	503	1,148

Time interval (months)

	Number of cases					
	Under 6 months	6 to 12 months	12 to 18 months	18 to 24 months	24 to 36 months	Over 36 months
Date of filing to date of disposition:						
Civil	386	769	724	188	78	12
Criminal	331	1,026	661	135	71	18
Date briefs filed to date of disposition:						
Civil	1,328	630	98	15	6	6
Criminal	1,668	435	37	5	0	0

Boldface headings indicate the classifications used by the NCSP.

X = The data for this case type are known to be included in the total but were not available by category.
-- = Not applicable.

^cJudge information:

In addition to the 34 regular judges, 3 retired judges and 5 circuit judges also served on this court by assignment during 1978.

^kAdditional information:

Of the 2,102 civil appeals filed, 41 were cases which were reinstated during 1978.

Of the 2,309 criminal appeals filed, 33 were cases which were reinstated during 1978.

^mInformation on disposition type or trial date:

There were 33 specially concurring, 145 dissenting, and 31 supplemental opinions filed in the court. The 1,940 majority and per curiam opinions disposed of 2,087 cases.

Source: Administrative Office of the Illinois Courts, 1978 Annual Report of the Supreme Court of Illinois (Chicago, Illinois: March, 1979). Statistics are from the annual report except that totals have been computed where necessary.

ILLINOIS CIRCUIT COURT
Court of general jurisdiction
21 circuits, 373 circuit and 269^c associate judges
January 1, 1978 to December 31, 1978

	Beginning pending	Filed ^j	Disposed	End pending ^k
Civil^d:				
Law:				
Law \$15,000 and under	89,056 ^f	164,893	164,497	81,438 ^h
Law over \$15,000	74,101 ^f	38,082	32,075	80,281 ^h
Total	157,157 ^f	202,975	196,572	161,719 ^h
Small claims	39,276	175,454	171,120	48,236 ^h
Real property rights:				
Eminent domain	1,075	649	696	1,088 ^h
Equity:				
Chancery	37,890	48,148	59,128	26,347 ^h
Domestic relations:				
Marriage dissolution:				
Divorce	38,049	72,339	67,212	43,374
Other domestic relations:				
Family	20,655	21,626	16,320	27,501 ^h
Total	58,704	93,965	83,532	70,875 ^h
Estate:				
Probate/wills/intestate:				
Probate	N/A	34,154	28,353	N/A
Mental health	1,302	8,693	8,486	1,525 ^h
Appeal:				
Appeal of administrative agency case:				
Tax	135,405 ^f	117,371	116,305	135,532 ^h
Municipal corporations	466	167	115	542 ^h
Total	135,871 ^f	117,538	116,420	136,074 ^h
Other civil:				
Miscellaneous remedies	7,037 ^f	8,125	6,322	8,835 ^h
Total civil	438,312 ^{fi}	689,701	670,629	454,698 ^h
Criminal^d:				
Felony	20,355	34,260	31,784	21,724 ^h
Misdemeanor:				
Misdemeanors ^j	61,456 ^{fi}	412,577	390,913	71,300 ^h
Conservation violations	N/A	8,429	7,921	N/A
Total	61,456 ^{fi}	421,006	398,834	71,300 ^h
Ordinance violations	N/A	62,709	57,889	N/A
Total criminal	81,811 ^{fi}	517,975	488,507	93,024 ^h
Traffic:				
Parking:				
Parking tickets in Cook County	N/A	3,831,731	1,597,737	N/A
Other traffic violation:				
Traffic violations	N/A	2,565,359	2,425,874	N/A
Total traffic	N/A	6,397,090	4,023,611	N/A
Juvenile:				
Total juvenile	13,116	29,183	26,517	16,278 ^h
Grand total	533,239 ^{fi}	7,633,949	5,209,264	564,001 ^h

Civil:	Trial ^{dm}		Total
	Jury	Non-jury	
Law \$1,000 to \$15,000...	651	N/A	N/A
Law over \$15,000	1,086	N/A	N/A
Total ^k	1,737	N/A	N/A
Criminal (felony) ^m	1,237	2,103	3,340
Total	2,974	N/A	N/A

Criminal(felony) dispositions ^m		Felony
Jury trial:		
Conviction		874
Acquittal		363
Non-jury trial:		
Conviction		1,110
Acquittal		993
Plea of guilty		18,998
Reduced to misdemeanor ⁿ		2,533
Convicted of misdemeanor		286
Discharged at preliminary hearing		17,969
Other reduced or dismissed ⁿ		12,551
Found unfit to stand trial		121

Time interval (average months)

Cases terminated by verdict:	Under 1 year	1 to 1-1/2 years	1-1/2 to 2 years	2 to 2-1/2 years	2-1/2 to 3 years	3 to 3-1/2 years	3-1/2 to 4 years	Over 4 years	Average time elapsed (months)
	Law	227	193	217	149	125	131	255	440

(continued on next page)

Illinois Circuit Court (continued)

Boldface headings indicate the classifications used by the NCSP.
N/A = This case type is handled by the court, but the data are unavailable.

^cJudge information:
Associate judges may hear all matters except criminal trials in which the defendant is charged with an offense punishable by more than one year imprisonment.

^dCase definition or unit of count:
A civil case is counted with the filing of a petition or complaint.
The criminal case unit of count is the number of informations, indictments, or complaints. Each defendant is counted for criminal trials and criminal dispositions.

A trial is counted if tried to verdict or decision.
^fBeginning pending figure for the 1978 court year does not equal the end pending figure for the 1977 court year.
These differences were caused by adjustments that were made by the court in the 1978 beginning pending counts.

^gChange in pending^j does not equal the difference between filings and dispositions:
Figures were adjusted by reason of a physical inventory.

ⁱData are not complete:
Civil total pendings do not include pending cases for estate.
Misdemeanor and grand total pending figures do not include data for non-suburban Cook County, or any conservation violations.
Criminal total pendings do not include pending cases for conservation violations, or ordinance violations.
Grand total pendings do not include pending cases for estate, conservation violations, ordinance violations, and traffic.

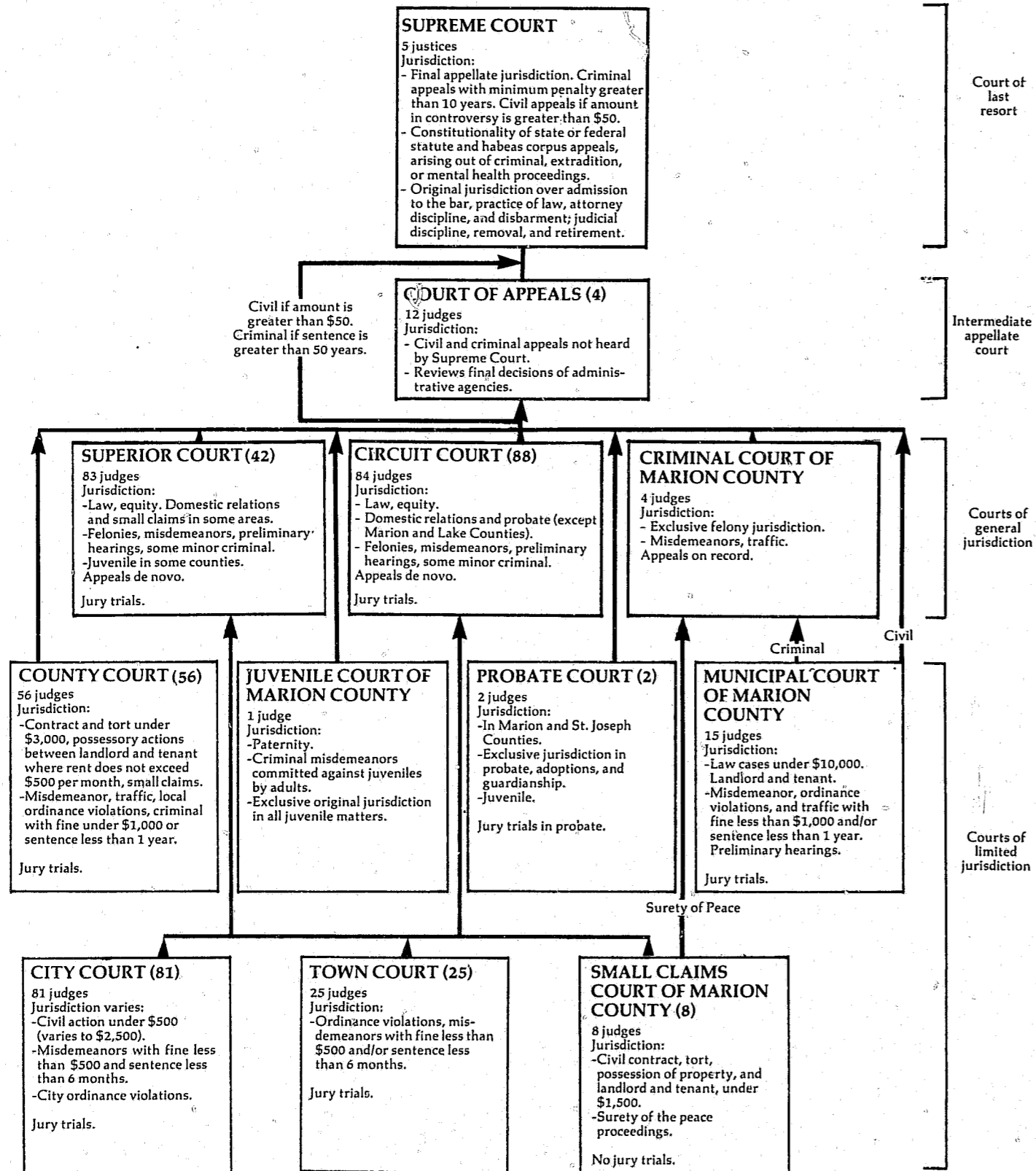
^jExplanation of data in the category:
Filedⁱ includes cases that have been reinstated and transferred in and transferred out of the court's jurisdiction. Cases reinstated or transferred in are added to the original filings, while cases transferred out are subtracted. Postjudgment and posttermination matters are not included.
Misdemeanor cases include ordinance violations, conservation violations and preliminary hearings in felony cases in the Circuit Court of Cook County.

^kAdditional information:
Of the 39,355 law--jury cases, 1,737 were terminated by jury verdict.

^mCategories for disposition type or trial data:
Criminal trials and criminal dispositions are for felony cases only. Trials in which the defendant was found guilty of a reduced charge were not included in the trial data.
The unit of count in trial and disposition data is the number of defendants, unlike the unit of count in the other profile data.

Source: Administrative Office of the Illinois Courts, 1978 Annual Report of the Supreme Court of Illinois (Chicago, Illinois: March, 1979).
Statistics are from the annual report except that totals have been computed where necessary.

INDIANA COURT SYSTEM, 1978



INDIANA SUPREME COURT Court of last resort 5 justices January 1, 1978 to December 31, 1978

Cases:	Beginning pending	Filed	Disposed	End pending
Appeals:				
Direct appeals	X	X	234	X
Civil after petitions to transfer granted.....	X	(29) ^e	21	X
Criminal after petitions to transfer granted	X	(N/A) ^e	7	X
Total appeals	X	X (29)^{ei}	262	X
Other cases:				
Original proceedings:				
Original jurisdiction:				
Original actions	X	X	12	X
Writs	0	38	38	0
Total	X	X	50	X
Disciplinary matter:				
Disciplinary cases	X	X	8	X
Total	X	X	58	X
Requests to appeal:				
Civil petitions to transfer.....	0	150	121 (29) ^e	0
Criminal petitions to transfer	X	X	66 (N/A) ^e	X
Total	X	X	187 (29)^{ei}	X
Total other cases	X	X	245 (29)^{ei}	X
Total cases	150^l	466^h (29)^{ei}	507 (29)^{ei}	109
Other proceedings:				
Other matters:				
Petitions for extension of time	N/A	N/A	492	N/A
Special judge matters	N/A	N/A	804	N/A
Hearing officers in disciplinary matters	N/A	N/A	20	N/A
Total other proceedings	N/A	N/A	1,316	N/A

Manner of disposition

	Appeals	Original jurisdiction	Disciplinary	Total
Majority opinion	262	12	1	275

Boldface headings indicate the classifications used by the NCSP.

N/A = This case type is handled by the court, but the data are unavailable.

X = The data for this case type are known to be included in the total but were not available by category.

^eCases not included in the total to avoid double counting:

Requests to appeal granted are not counted as dispositions until the appeal is disposed; the filing of the resulting appeal is not counted as a new filing. These granted requests to appeal cases are the numbers appearing in the parentheses.

^hFigure was computed:

Filing figures were computed from disposition and pending data.

^lData are not complete:

The number of criminal petitions to transfer granted was not available, and is therefore not included in the total appeals filed, total cases filed figures, requests to appeal disposed, total other cases disposed, or total cases disposed.

^lSpecial source or revision in data:

The beginning pending total cases figure was obtained from the 1977 annual report where it was given as the end pending figure for the 1977 court year.

^mInformation or disposition type or trial date:

There were 17 concurring opinions and 43 dissenting opinions.

Source: Division of State Court Administration, 1978 Indiana Judicial Report (Indianapolis, Indiana). Statistics are from the annual report except that totals have been computed where necessary.

INDIANA COURT OF APPEALS
Intermediate appellate court
4 districts, 12 judges
January 1, 1978 to December 31, 1978

	Beginning pending	Filed ^j	Disposed	End pending
Cases:				
Appeals:				
Civil	X	436	X	X
Criminal	X	426	X	X
Other appeals:				
Expedited cases	X	34	X	X
Total appeals	752	896	847	801
Other cases:				
Requests to appeal				
Total other cases				
Total cases	752	896	847	801
Other proceedings:				
Other matters:				
Motions to dismiss/affirm	29 ^f	136	132	33
Motions, petitions for time, and miscellaneous orders handed down		3,236	3,236	
Total	29 ^f	3,372	3,372	33
Total other proceedings	29^f	3,372	3,368	33
Manner of disposition		Age of pending cases (months)		
Opinion (majority)	833 ^m	Less than 3 months	190	
Order	14	Between 3 and 6 months	158	
		Between 6 and 9 months	138	
		Over 9 months	315	

Boldface headings indicate the classifications used by the NCSP.
Blank space = Not enough information is known. The case category may or may not be handled by the court.
X = The data for this case type are known to be included in the total but were not available by category.
-- = Not applicable.

^fBeginning pending figure for the 1978 court year does not equal the end pending figure for the 1977 court year: Figures are as given in the annual report.

^jExplanation of data included in the category:

Filed cases are "fully briefed cases" forwarded to the court by the clerk's office.

Pending cases are "fully briefed cases" that have been filed but not disposed.

^mInformation on disposition type or trial data:

There were a total of 84 concurring and dissenting opinions filed in addition to the 833 majority opinions.

Source: Division of State Court Administration, 1978 Indiana Judicial Report (Indianapolis, Indiana). Statistics are from the annual report except that totals have been computed where necessary.

INDIANA SUPERIOR COURT AND CIRCUIT COURT
Court of general jurisdiction
42 courts, 83 judges; 88 circuits, 84 judges
January 1, 1978 to December 31, 1978

	Beginning pending	Filed	Disposed	End pending
Civil^d:				
Small claims (County Court function) ^k	8,754 ^{fh}	29,682	25,716	12,720
Domestic relations:				
Marriage dissolution:				
Dissolution	33,908 ^{fh}	48,517	44,896	37,529
Redocketed dissolutions	10,384 ^{fh}	26,150	22,584	16,950
Total	47,292 ^{fh}	74,667	67,480	54,479
Estate:				
Guardianship/conservatorship/trusteeship:				
Guardianship	27,042 ^{fh}	4,273	4,024	27,291
Other estate:				
Probate/adoption	36,783 ^{fh}	19,923	16,969	39,737
Total	63,825 ^{fh}	24,196	20,993	67,028
Other civil:				
Civil	69,024 ^{fh}	46,604	48,936	66,692
Redocketed civil	17,888 ^{fh}	13,642	11,233	20,297
Plenary proceedings ^k	66 ^{fh}	47	65	48
Redocketed civil (County Court function) ^k	4,334 ^{fh}	12,153	8,651	7,836
Total	91,312 ^{fh}	72,446	68,885	94,873
Total civil	211,183^{fh}	200,991	183,074	229,100

Criminal^d:				
Misdemeanor:				
Criminal (County Court function) ^k	5,638 ^{fh}	15,362	13,478	7,522
Redocketed criminal (County Court function) ^k	31 ^{fh}	1,355	1,261	125
Total	5,669 ^{fh}	16,717	14,739	7,647
Felony/misdemeanor:				
Criminal	14,607 ^{fh}	13,808	13,657	14,758
Redocketed criminal	1,009 ^{fh}	1,728	1,624	1,203
Total	15,706 ^{fh}	15,536	15,281	15,961
Preliminary hearing:				
Other (County Court function) ^{jk}	39 ^{fh}	807	792	54
Other criminal:				
Other ^j	4,865 ^{fh}	9,139	8,830	5,174
Total criminal	26,279^{fh}	42,199	39,642	28,836
Traffic:				
Other traffic violation:				
Nonfelony traffic (County Court function) ^k	6,259 ^{fh}	83,879	82,670	7,468
Total traffic	6,259^{fh}	83,879	82,670	7,468
Juvenile:				
Total juvenile	10,462^{fh}	16,978	16,267	11,173
Grand total	254,183^{fh}	344,047^k	321,653	276,577

	Trial ^d				Type of disposition		
	Criminal	Superior and Circuit Court	Civil plenary	Other ^m	Total	County Court function	Total
Jury	717	705	37	1,459	Dismissed	44,012	12,710
Non-jury	1,634	11,889	83,096	96,619	Guilty plea	8,144	26,078
Total	2,351	12,594	83,133	98,078	Default	14,950	10,312
					Settled	14,744	4,297
					Closed	3,126	3,126
					Transferred	941	66
					Venued out	4,601	65
					Traffic Violations		
					Bureau	0	56,050
					Failure to appear ...		765

Boldface headings indicate the classifications used by the NCSP.
-- = Not applicable.

^dCase definition or unit of count:

A civil case is counted with the filing of a petition or complaint.

The criminal case unit of count is the number of informations, indictments, or complaints.

A trial is counted if tried to verdict or decision.

^fBeginning pending figure for the 1978 court year does not equal the end pending figure for the 1977 court year:

Figures are as calculated from data given in the annual report.

^gChange in pending does not equal the difference between filings and dispositions:

Figures are as reported in the annual report.

^hFigure was computed:

Beginning pending figures were calculated from filing, disposition, and end pending data.

^jExplanation of data included in the category:

"Other" includes all matters adjudicated in the court that have not been specifically listed. These include probable cause hearings, petitions for writs of habeas corpus, commitment proceedings, waiver hearings, and informal juvenile hearings. It was determined from the data that many of these were probable cause cases when handled as a County Court function. The "other" category cases are listed as other criminal for the regular functions of the court.

^kAdditional information:

Case categories identified as "county court function" are cases that were handled by the Superior Court or Circuit Court, but are normally handled by the County Court.

Cases filed also include 4,837 cases "venued in".

^mCategories for disposition type or trial data:

"Other" trials include data for trials in domestic relations, estate, traffic, juvenile, preliminary hearing, and other criminal cases.

Source: Division of State Court Administration, 1978 Indiana Judicial Report (Indianapolis, Indiana). Statistics are from the annual report except that totals have been computed where necessary.

CRIMINAL COURT OF MARION COUNTY, INDIANA
Court of general jurisdiction
1 court, 4 judges
January 1, 1978 to December 31, 1978

	Beginning pending	Filed	Disposed	End pending
Criminal^d:				
Felony/misdemeanor:				
Criminal	691 ^{fh}	1,827	1,737	781
Redocketed criminal	49 ^{fh}	97	99	47 ^m
Total	740 ^{fh}	1,924	1,836	828
Total criminal	740 ^{fh}	1,924 ^k	1,836	828
Grand total	740 ^{fh}	1,924 ^k	1,836	828

Trial^d

	Jury	Non-jury	Total
Criminal	132	80	212

Criminal dispositions

Guilty plea	1,057
Dismissed	373
Transferred	16
Closed	25
Venued out	31
Settled	0

Boldface headings indicate the classifications used by the NCSP.

^dCase definition or unit of count:

The criminal case unit of count is the number of informations, indictments, or complaints. A trial is counted if tried to verdict or decision.

^fBeginning figure for the 1978 court year does not equal the end pending figure for the 1976 court year:

Figures are given as calculated from data contained in the annual report.

^hFigure was computed:

Beginning pending figure was calculated from filing, disposition, and end pending data.

^kAdditional information:

Fifty-one of the cases filed were "venued in".

Source: Division of State Court Administrator, 1978 Indiana Judicial Report (Indianapolis, Indiana). Statistics are from the annual report except that totals have been computed where necessary.

INDIANA COUNTY COURT
Court of limited jurisdiction
56 courts, 56 judges
January 1, 1978 to December 31, 1978

	Beginning pending	Filed	Disposed	End pending
Civil^d:				
Small claims	17,729 ^{fh}	66,011	62,094	21,646
Other civil:				
Plenary proceedings	2,093 ^{fh}	3,550	2,896	2,74
Redocketed civil	10,314 ^{fh}	19,454	13,401	16,36
Total	12,407 ^{fh}	23,004	16,297	19,11
Total civil	30,136 ^{fh}	89,015	78,791	40,760
Criminal^d:				
Misdemeanor:				
Criminal	9,954 ^{fh}	35,622	31,952	13,624
Redocketed criminal	100 ^{fh}	507	396	211
Total	10,054 ^{fh}	36,129	32,348	13,835
Preliminary hearing:				
Other ^j	255 ^{fh}	4,460	4,139 ^h	576
Total criminal	10,309 ^{fh}	40,589	36,487	14,411
Traffic:				
Other traffic violation:				
Nonfelony traffic	23,330 ^{fh}	171,522	155,514	39,338
Total traffic	23,330 ^{fh}	171,522	155,514	39,338
Grand total	63,775 ^{fh}	301,126 ^k	270,392	94,509

Trial^d

	Jury	Non-jury	Total
Civil:			
Small claims	—	12,917	12,917
Plenary proceeding	17	581	598
Total	17	13,498	13,515
Criminal	112	3,662	3,774
Other ^m	202	11,426	11,628
Total	331	28,272	28,603

Type of disposition

Flea	66,332
Dismissed	38,974
Default	23,611
Traffic Violations Bureau	90,692
Settled	13,588
Failed to appear	5,734
Transferred out	1,734
Venued out	458

(continued on next page)

Indiana County Court (continued)

Boldface headings indicate the classifications used by the NCSP.
— = Not applicable.

^dCase definition or unit of count:

A civil case is counted with the filing of a petition or complaint. The criminal case unit of count is the number of informations, indictments, or complaints. A trial is counted if tried to verdict or decision.

^fBeginning pending figure for the 1978 court year does not equal the end pending figure for the 1977 court year:

Figures are given as calculated from data contained in the annual report.

^hFigure was computed:

Beginning pending figure was computed from filings, dispositions, and end pending data.

^jExplanation of data included in the category:

"Other" category includes all matters adjudicated in the court that have not been specifically listed. These include probable cause hearings, petitions for writs of habeas corpus, commitment proceedings, and waiver hearings. It was determined from the data that many of these were probable cause cases in the County Courts.

^kAdditional information:

One hundred ninety six of the filed cases were "venued in".

^mCategories for disposition type or trial data:

"Other" trials include data for trials in traffic and preliminary hearing cases.

Source: Division of State Court Administration, 1978 Indiana Judicial Report (Indianapolis, Indiana). Statistics are from the annual report except that totals have been computed where necessary.

INDIANA PROBATE COURT
Court of limited jurisdiction
2 courts, 2 judges
January 1, 1978 to December 31, 1978

	Beginning pending	Filed	Disposed	End pending
Civil^d:				
Law:				
Civil	376 ^h	362	275	463
Redocketed civil	0 ^f	0	0	0
Total	376 ^{fh}	362	275	463
Estate:				
Guardianship/conservatorship/trusteeship:				
Guardianship	5,108	902	1,299	4,711
Other estate:				
Probate/adoption	4,294 ^f	3,632	3,475	4,451
Total	9,402 ^f	4,534	4,774	9,162
Other civil	878 ^f	514	566	826
Total civil	10,656 ^{fh}	5,410	5,615	10,451
Juvenile:				
Total juvenile	925 ^h	806	723	1,008
Grand total	11,581 ^{fh}	6,216 ^k	6,338	11,459

Trial^d

	Jury	Non-jury	Total
Civil and juvenile	3	5,106	5,109

Civil and juvenile dispositions

Dismissed	297
Settled	133
Closed	796
Venued out	0

Boldface headings indicate the classifications used by the NCSP.

^dCase definition or unit of count:

A civil case is counted with the filing of a petition or complaint. A trial is counted if tried to verdict or decision.

^fBeginning pending figure for the 1978 court year does not equal the end pending figure for the 1977 court year:

Figures are as calculated from filings, dispositions, and end pending data given in the annual report.

^hFigure was computed:

Beginning pending figure was computed from the filing, disposition, and end pending data.

^kAdditional information:

One of the filed cases was "venued in".

Source: Division of State Court Administration, 1978 Indiana Judicial Report (Indianapolis, Indiana). Statistics are from the annual report except that totals have been computed where necessary.

MUNICIPAL COURT OF MARION COUNTY, INDIANA
 Court of limited jurisdiction
 1 court, 11 full-time and 4 part-time judges
 January 1, 1978 to December 31, 1978

	Beginning pending	Filed	Disposed	End pending
Civil^d:				
Law:				
Civil	3,745 ^{fh}	8,901	8,783	3,063
Redocketed civil	1,432 ^{fh}	8,061	7,603	1,890
Other	0	1	1	0
Total	5,177^{fh}	16,963	16,387	5,753
Total civil	5,177^{fh}	16,963	16,387	5,753
Criminal^d:				
Misdemeanor:				
Criminal	24,297 ^{fh}	39,597	33,159	30,735
Total criminal	24,297^{fh}	39,597	33,159	30,735
Traffic:				
Other traffic violation:				
Nonfelony traffic	47,948 ^{fh}	94,723	87,836	54,835
Total traffic	47,948^{fh}	94,723	87,836	54,835
Grand total	77,422^{fh}	151,283^k	137,382	91,323

	Trial ^d			Type of disposition	
	Jury	Non-jury	Total		
Civil	52	930	982	Plea	47,118
Criminal	129	5,027	5,156	Dismissed	38,874
Other	52	14,466	14,518	Default	4,890
Total	233	20,423	20,656	Traffic Violations Bureau	19,274
				Settled	423
				Transferred out	0
				Venued out	123

Boldface headings indicate the classifications used by the NCSP.
 -- = Not applicable.

^dCase definition or unit of count:

A civil case is counted with the filing of a petition or complaint.
 The criminal case unit of count is the number of informations, indictments, or complaints.
 A trial is counted if tried to verdict or decision.

^fBeginning pending figure for the 1978 court year does not equal the end pending figure for the 1977 court year:
 Figures are given as calculated from data contained in the annual report.

^gChange in pending does not equal the difference between filings and dispositions:
 Figures are as reported in the annual report.

^hFigure was computed:

Beginning pending figures were computed from filings, dispositions, and end pending data.

^kAdditional information:

Four of the filed cases were "venued in."

Source: Division of State Court Administration, 1978 Indiana Judicial Report (Indianapolis, Indiana). Statistics are from the annual report except that totals have been computed where necessary.

JUVENILE COURT OF MARION COUNTY, INDIANA
 Court of limited jurisdiction
 1 court, 1 judge
 January 1, 1978 to December 31, 1978

	Beginning pending	Filed	Disposed	End pending
Criminal^d:				
Misdemeanor:				
Criminal	8 ^h	15	8	15
Total criminal	8^h	15	8	15
Juvenile:				
Other juvenile:				
Juvenile	1,154 ^{fh}	6,474	5,949	1,679
Other	349 ^{fh}	129	37	441
Total	1,503^{fh}	6,603	5,986	2,120
Total juvenile	1,503^{fh}	6,603	5,986	2,120
Grand total	1,511^{fh}	6,618	5,994	2,135

	Trial ^d			Criminal and juvenile dispositions		
	Jury	Non-jury	Total	Guilty plea	Dismissed	Transferred
Criminal	0	5	5	390	710	131
Juvenile	5	4,753	4,758			
Total	5	4,758	4,763			

Boldface headings indicate the classifications used by the NCSP.

^dCase definition or unit of count:

The criminal case unit of count is the number of informations, indictments, or complaints.
 A trial is counted if tried to verdict or decision.

^fBeginning pending figure for the 1978 court year does not equal the end pending figure for the 1977 court year:
 Figures are as calculated from data given in the annual report.

^hFigure was computed:

Beginning pending figures were computed from filings, dispositions, and end pending data.

^jExplanation of data included in the category:

Criminal cases are misdemeanors committed against juveniles by adults.
 Other cases are informal juvenile hearings.

Source: Division of State Court Administration, 1977 Indiana Judicial Report (Indianapolis, Indiana). Statistics are from the annual report except that totals have been computed where necessary.

INDIANA CITY COURT
 Court of limited jurisdiction
 81 courts, 81 judges
 January 1, 1978 to December 31, 1978

There were no data for cases handled in the City Court for 1978.

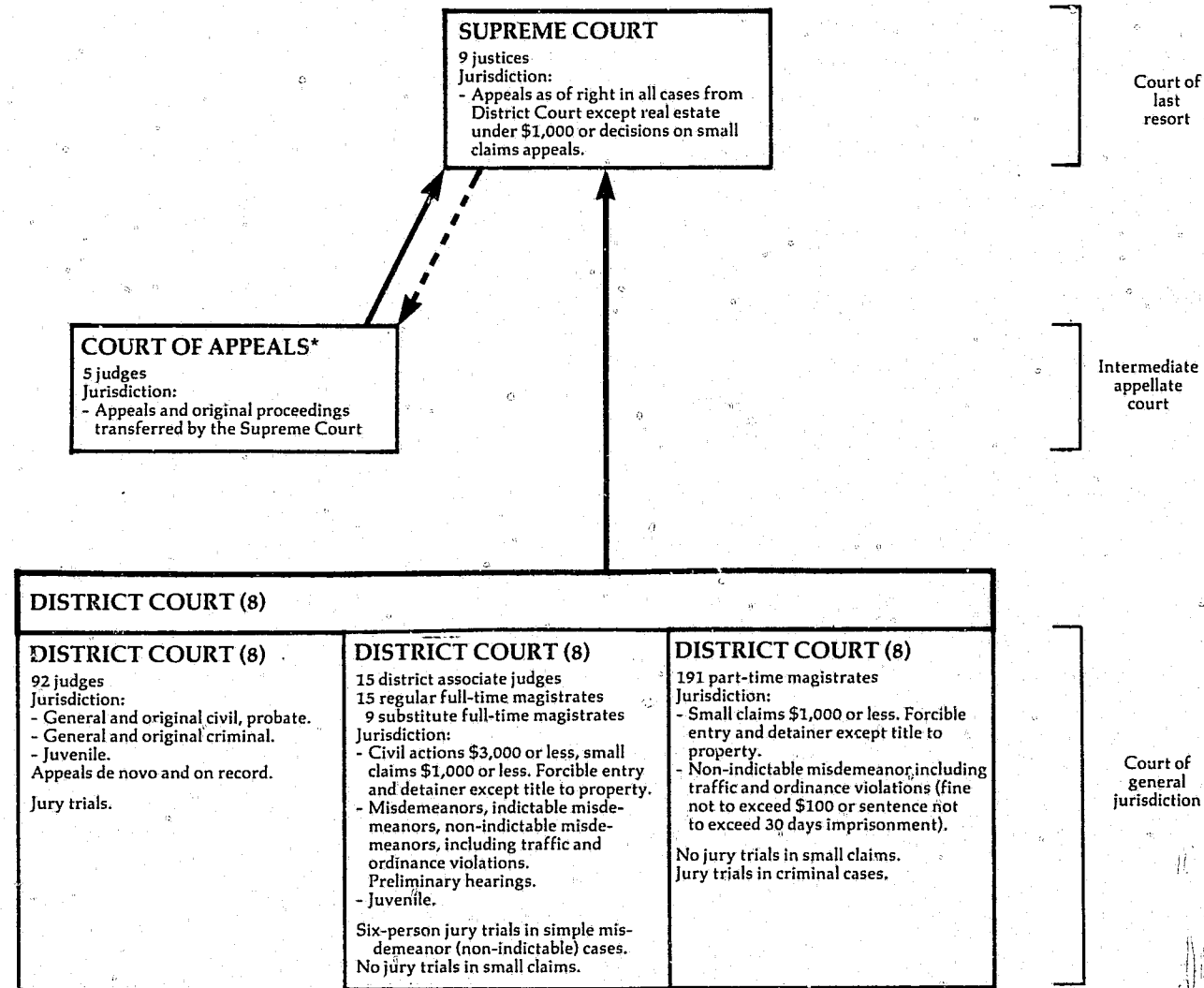
INDIANA TOWN COURT
 Court of limited jurisdiction
 25 courts, 25 judges
 January 1, 1978 to December 31, 1978

There were no data for cases handled in the Town Court for 1978.

SMALL CLAIMS COURT OF MARION COUNTY, INDIANA
 Court of limited jurisdiction
 8 courts, 8 judges
 January 1, 1978 to December 31, 1978

There were no data for cases handled in the Small Claims Court for 1978.

IOWA COURT SYSTEM, 1978



↑ Indicates route of appeal.
↑ Indicates transfer of cases.

*Court of Appeals began hearing oral arguments and deciding cases in January, 1977.

IOWA SUPREME COURT
Court of last resort
9 Justices
January 1, 1978 to December 31, 1978

	Beginning pending	Filed	Disposed	End pending
Cases:				
Appeals:				
Civil:				
Contracts	X	X	32	X
Contested child custody	X	X	12	X
Domestic relations not involving child custody	X	X	19	X
Property	X	X	22	X
Taxation	X	X	7	X
Tort	X	X	45	X
Trust, estates, wills	X	X	10	X
Other	X	X	49	X
Direct appeals from final judgments in civil cases	X	X	---	X
Writ of certiorari granted	X	(X) ^e	---	X
Interlocutory appeal granted	X	(X) ^e	---	X
Disposition by order or other mode prior to formal submission to the court	---	---	581 ^k	---
Total	X	X (X) ^e	777	X
Criminal:				
Guilty plea only	X	X	7	X
Guilty plea and sentencing only	X	X	2	X
Other	X	X	83	X
Direct appeals from final judgments in criminal cases	X	X	---	X
Writ of certiorari granted	X	(X) ^e	---	X
Disposition by order or other mode prior to formal submission to the court	---	---	363 ^k	---
Total	307	X (X) ^e	455	275
Postconviction remedy:				
Postconviction relief	X	X	9	X
Appeal of administrative agency case:				
Administrative law	X	X	40	X
Total appeals	307 ^l	X (16) ^e	1,281	275 ^l
Other cases:				
Original proceedings:				
Disciplinary:				
Lawyer disciplinary proceedings	X	X	9	X
Request to appeal:				
Civil:				
Petition for writ of certiorari	X	X	22 (X) ^e	X
Petition for permission to appeal interlocutory ruling ...	X	X	61 (X) ^e	X
Petition for discretionary review	X	X	22	X
Total	X	X	105 (X) ^e	X
Criminal:				
Petition for writ of certiorari	X	X	17 (X) ^e	X
Petition for discretionary review	X	X	22 (X) ^e	X
Total	X	X	39 (X) ^e	X
Total	X	X	144 (X) ^e	X
Sentence review only:				
Sentencing only	X	X	11	X
Total other cases	X	X	164 (16) ^e	X
Total cases	848	1,490 (16) ^e	1,445 (16) ^e	880 ^s
Other matters:				
Rehearing requests:				
Application for further review	0 ^l	156 ^h	137	19
Motions and orders	0	3,445	3,445	0
Total	0	3,601	3,582	19

Manner of disposition				Disposition of cases				
	Civil ^m	Criminal ^m	Disciplinary	Total	Appeals			Disciplinary
	Civil ^m	Criminal ^m	Total		Civil ^m	Criminal ^m	Total	
Signed opinion	X	X	9	312				
Per curiam	X	X	0	45				
Total opinion	245	103	9	357	245	125	370	0
Status of pending cases					Transferred to Court of Appeals ..			
In work	452	222		674	7	12	19	---
Ready	90 ²	36		126	Dismissal or withdrawal prior to submission			
Assigned to justices for submission	23	6		29	209	53	262	0
Out to justices (submitted)	40	11		51	107	167	274	0
					Other dismissal			
					Lawyer license suspended			
								9

(continued on next page)

Iowa Supreme Court (continued)

	Time interval (average days)			
	Civil ^a	Priority civil ^b	Criminal ^c	All
Ready for submission to opinion	8.3	4.1	4.2	6.5

Boldface headings indicate the classifications used by the NCSP.
X = The date for this case type are known to be included in the total but were not available by category.

^aCases not included in the total to avoid double counting:
Petitions for writ of certiorari and petitions for permission to appeal interlocutory ruling when granted are not counted as a disposition. The resulting appeal is not counted as a new filing, and is counted as a disposition only when the appeal is disposed. These granted petitions are the numbers appearing in the parentheses.

^bChange in pending does not equal the difference between filings and dispositions:
Figures are as given in the annual report.

^cFigure was computed:
Applications for further review filed figure was computed from pending and disposed figures.

^dData are not complete:
Total appeals pending data do not include civil appeals, postconviction remedy cases, or appeals of administrative agency cases.

^eAdditional information:
Cases transferred to the Court of Appeals by the Supreme Court are not included in cases listed as disposed prior to formal submission to the court.

^fSpecial source or revision in the data:
Application for further review beginning pending figure was taken from the 1977 annual report where it was given as the end pending figure for the 1977 court year.

^gInformation on disposition type or trial data:
The civil category for manner of disposition, disposition of cases, and status of pending cases data includes civil appeals, postconviction relief, and appeal of administrative agency cases.
The criminal category for manner of disposition, disposition of cases, and status of pending cases data includes criminal appeals and sentence review only cases.

In addition to the 357 majority opinions there were also 41 dissents and 24 concurrences filed.

^hInformation on time interval or age of pending data:
Priority civil includes postconviction relief and contested child custody cases.

Source: Court Administrator of the Judicial Department, 1978 Annual Statistical Report (Des Moines, Iowa: 1979), 1979 Annual Statistical Report (Des Moines, Iowa: 1980). Statistics are from the annual reports except that totals have been computed where necessary.

IOWA COURT OF APPEALS
Intermediate appellate court
5 Judges
January 1, 1978 to December 31, 1978

	Beginning pending	Filed	Disposed	End pending
Cases:				
Appeals:				
Civil:				
Contracts	X	X	26	X
Contested child custody	X	X	50	X
Domestic relations not involving child custody	X	X	68	X
Property	X	X	40	X
Taxation	X	X	4	X
Tort	X	X	30	X
Trust, estates, wills	X	X	3	X
Other	X	X	17	X
Disposition by order	X	X	1	X
Total^j	70^f	245^j	239	488^j
Criminal:				
Guilty plea only	X	X	11	X
Guilty plea and sentencing only	X	X	1	X
Other ^j	X	X	100	X
Total^j	22^f	125^j	112	308^j
Postconviction remedy:				
Postconviction relief	(j)	(j)	7	(j)
Appeal of administrative agency case:				
Administrative law	(j)	(j)	21	(j)
Total appeals	92^f	370	379	788
Other cases:				
Sentence review only:				
Sentencing only	(j)	(j)	5	(j)
Total other cases	(j)	(j)	5	(j)
Total cases	92^f	370	384	78

Manner of disposition	Total	Time interval (average months)			
		Civil	Priority civil ^a	Criminal	All
Signed opinion.....	158	7.3	4.0	4.1	5.8
Per curiam	171				
Dismissed by order	2				

Boldface headings indicate the classifications used by the NCSP.
X = The data for this case type are known to be included in the total but were not available by category.

^fBeginning pending figure for the 1978 court year does not equal the end pending figure for the 1977 court year. The disparity between these two figures is due to inventory corrections.

^gChange in pending does not equal the difference between filings and dispositions:
Data are as reported in the annual report.

^jExplanation of data included in the category:
Civil appeals filed and pending include administrative law and postconviction relief cases.
Criminal appeals filed and pending include sentence review only cases.
One criminal appeal was dismissed by order. This case is included in the other criminal appeals category.

^hInformation on time interval or age of pending data:
Priority civil includes postconviction relief and contested child custody cases.

Source: Court Administrator of the Judicial Department, 1978 Annual Statistical Report (Des Moines, Iowa: 1979). Statistics are from the annual report except that totals have been computed where necessary.

IOWA DISTRICT COURT
Court of general jurisdiction
8 districts^c
January 1, 1978 to December 31, 1978

	Beginning pending	Filed	Disposed	End pending
Civil^d:				
Small claims:				
Small claims (associate judges and regular magistrates assigned)	784 ^f	10,864	10,804	844
Small claims (substitute and part-time magistrates assigned) ..	748 ^h	12,868	12,913	7088
Small claims (docket maintained by the clerk)	11,038 ^f	48,322	46,261	13,094
Total^j	12,570 ^f	72,054	69,978	14,646
Domestic relations:				
Other domestic relations:				
Termination of parental rights	N/A	947	824 ^k	N/A
Estate:				
Probate/wills/intestate:				
Estate opened ^k	N/A	19,398	17,136	N/A
Guardianship/conservatorship/trusteeship:				
Guardianship and conservatorship opened ^k	N/A	3,919	N/A	N/A
Trusteeships opened ^k	N/A	901	N/A	N/A
Total	N/A	4,820	N/A	N/A
Total	N/A	24,218	17,136 ^l	N/A
Other civil:				
Regular civil (district judges)	X	46,068 ^h	41,898	X
Regular civil (associate judges, substitute and regular magistrates)	X	530	494	X
Total	40,594 ^f	46,598	42,392	44,790
Total civil	53,154 ^{fi}	143,817	130,330 ^l	59,4368 ^l
Criminal^d:				
Felony:				
Regular criminal (district judges) ^{jk}	12,192 ^{fj}	15,073 ^{hj}	14,573 ^j	12,556 ^j
Misdemeanor:				
Regular criminal (associate judges and regular full-time and substitute judicial magistrates) ^{jk}	(j)	12,869	13,005	(j)
Nonindictable state ^k	6,970 ^f	61,438	55,929	12,479
Total	X	74,307	68,934	X
Preliminary hearing:				
Preliminary examination (associate judges and regular magistrates)	1,955 ^f	9,350	8,540 ^k	2,4668
Preliminary examination (substitute and part-time magistrates)	1,891	10,921	11,272 ^k	1,2778
Total	3,846 ^f	20,271	19,812	3,7438
Ordinance violation:				
Nonindictable ordinance ^k	32,258	67,373	55,366	44,265
Appeal	(j)	(j)	(j)	(j)
Total criminal^k	55,266 ^f	177,024	158,685	73,0438
Traffic:				
Other traffic violation:				
Nonindictable state ^k	10,836	108,612	107,154	12,2128
Nonindictable ordinance ^k	10,570	82,058	79,940	12,0718
Total	21,406	190,670	187,094	24,2838
Total traffic	21,406	190,670	187,094	24,2838
Juvenile:				
Other juvenile:				
Juvenile (district judges)	N/A	2,798	1,681 ^k	N/A
Juvenile (associate judges and regular magistrates)	N/A	3,397	4,234 ^k	N/A
Total	N/A	6,195	5,915 ^k	N/A
Total juvenile	N/A	6,195	5,915 ^k	N/A
Grand total	129,826 ^{fi}	517,706	481,615 ^l	156,7628 ^l

Trial ^d	Age of pending cases (12/31/78)		
	Jury	Non-jury	Total
Civil:			
Small claims	—	12,660	12,660
Estate	2	561	563
Other civil	441	5,006	5,447
Total	443	18,227	18,670
Criminal:			
Felony	591	1,021	1,612
Misdemeanor	275	6,511	6,786
Ordinance violation ..	31	4,074	4,105
Total	897	11,606	12,503
Traffic:			
Other traffic violation	252	15,168	15,420
Grand total	1,592	45,001	46,593

Age at disposition:	Time interval ^h		
	Under 1 year	1 to 3 years	Over 3 years
Probate/wills/intestate	8,568	6,683	1,885

(continued on next page)

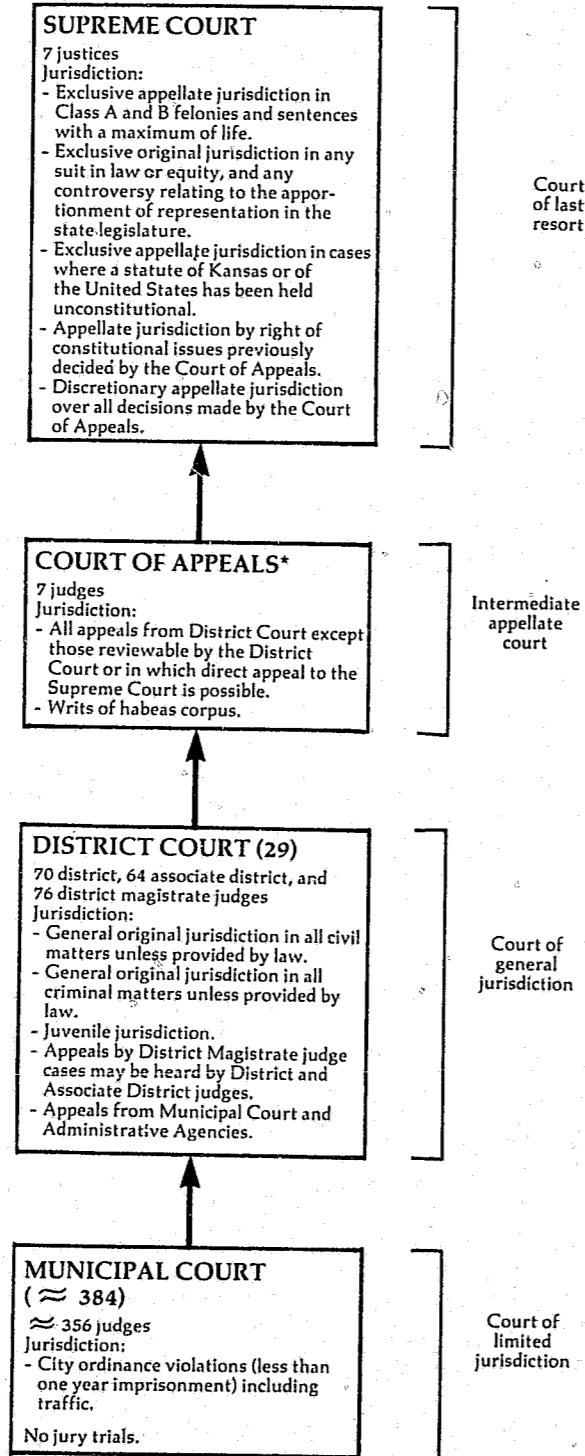
Iowa District Court (continued)

Boldface headings indicate the classifications used by the NCSP.
N/A = This case type is handled by the court but the data are unavailable.
X = The data for this case type are known to be included in the total but were not available by category.
— = Not applicable.

- ^cJudge information:
Data include cases handled by 92 district and 15 district associate judges, 15 regular full-time, 9 substitute full-time, and 191 part-time magistrates.
- ^dCase definition or unit of count:
A civil case is counted with the filing of a petition or complaint.
The criminal case unit of count is the number of informations or indictments.
A jury trial is counted when the jury is sworn.
A non-jury trial (contested) is counted when the first witness is sworn.
- ^eBeginning pending figure for the 1978 court year does not equal the end pending figure for the 1977 court year:
The disparity between these figures is due to inventory corrections.
- ^gChange in pending does not equal the difference between filings and dispositions:
Figures are as reported in the annual report.
- ^hFigure was computed:
Beginning pending figure was computed from filed, disposed, and end pending data.
Time interval data were estimated from percentages given in the annual report.
- ⁱData are not complete:
Estate, total civil, and grand total disposed figures do not include guardianship/conservatorship/trusteeship cases.
Total civil pending does not include domestic relations or estate data.
Grand total pending does not include domestic relations or estate, or juvenile data.
- ^jExplanation of data included in the category:
Small claims total includes cases handled by the clerk. The cases are not listed as filed or pending in the "by clerk" category because the cases are filed as regular cases and not as cases to be specifically disposed by the clerk.
Regular criminal cases handled by the district judges include felonies and appeals.
Felony pending is the total for all regular criminal categories (felony, appeal, indictable misdemeanor).
Misdemeanor (regular criminal) pending cases are included in the felony (regular criminal) data.
- ^kAdditional information:
Estate, guardianship and conservatorship, trusteeship, and regular criminal (felony) cases are handled by district judges only.
Formal hearings were held in 299 of the 8,540 preliminary hearing cases disposed by associate judges and regular magistrates.
Nonindictable state and nonindictable ordinance cases are handled by district associate judges, regular full-time, substitute full-time, and part-time magistrates.
In addition to the total criminal data, there were 195 search warrants, 218 seized property hearings, and 15 miscellaneous actions handled by district associate and regular full-time magistrates, and 664 search warrants, 164 seized property hearings, and 17 miscellaneous actions handled by substitute full-time and part-time magistrates.
Juvenile and other domestic relations cases disposed represent the number of cases closed by formal hearing.

Source: Court Administrator of the Judicial Department, 1978 Annual Statistical Report, Iowa Judiciary (Des Moines, Iowa: 1979). Statistics are from the annual report except that totals have been computed where necessary.

KANSAS COURT SYSTEM, 1978



↑ Indicates route of appeal.
*Established January 10, 1977.

KANSAS SUPREME COURT
Court of last resort
7 Justices
July 1, 1977 to June 30, 1978

	Beginning pending	Filed	Disposed	End pending
Cases:				
Appeals:				
Civil	X	X (X) ^e	X	X
Criminal	164 ^f	114j (X) ^e	176	102
Appeal of administrative agency case:				
Workmen's compensation	X	X (X) ^e	X	X
Total appeals	351^f	131j (14)^e	300	196
Other cases:				
Original proceedings:				
Original jurisdiction:				
Habeas corpus	X	X	5	X
Mandamus	X	X	10	X
Other writs	X	X	1	X
Total	X	X	16	X
Disciplinary	X	X	9	X
Total	7	25	25	7
Requests to appeal:				
Petitions for review Court of Appeals decisions	N/A	N/A ¹	77 (14) ^e	21
Total other cases	71	25¹	102 (14)^e	28
Total cases	358¹	156¹ (14)^e	402 (14)^e	224
Other proceedings:				
Rehearing requests:				
Motions for rehearing	0	43	43 ^k	0
Other matters:				
Motions	0	950	950	0
Total other proceedings	0	993	993	0

Disposition of cases

	Appeals				Original proceedings			Request appeal
	Civil	Criminal	Agency	Total	Original jurisdiction	Disciplinary	Total	
By opinion:								
Affirmed	X	131	X	197	--	--	--	--
Reversed	X	21	X	50	--	--	--	--
Affirmed in part, revised in part	X	10	X	16	--	--	--	--
Dismissed	X	0	X	3	5	0	5	--
Without opinion:								
Voluntary dismissals ..	X	8	X	22	0	0	0	--
Dismissals by court ...	X	6	X	12	5	0	5	--
Granted	--	--	--	--	0	--	0	77
Denied	--	--	--	--	8	--	8	14
Public censure	--	--	--	--	--	0	0	--
Other	--	--	--	--	0	9	9	--

Manner of disposition

	Civil Criminal Agency Total				Time interval (average months)		
	Civil	Criminal	Agency	Total	Appeals		
Signed opinion ..	X	92	X	163	Docketing (filing of record on appeal) to readiness		4.6
Per curiam	X	48	X	81	Readiness to decision		9.1
Memorandum	X	22	X	32	Docketing (filing of record on appeal) to decision		13.7
Total	X	162	X	266			

Status of pending cases (6/30/78)

	Appeals			Age of pending cases (months)		
	Civil and agency	Criminal	Total	Civil and agency		Total
Not ready for submission:				Cases pending:		
No briefs filed	237	72	309	6 months or less		
Appellant only ready	80	31	111	7 to 12 months		
Total	317	103	410	13 months or more		
Ready for submission	200	42	242	Total		
Submitted	41	9	50	Average age		

(continued on next page)

Kansas Supreme Court (continued)

Boldface headings indicate the classifications used by the NCSP.
 Blank space = Not enough information is known. The category may or may not be handled by the court.
 X = The data for this case type are known to be included in the total but were not available by category.
 — = Not applicable.

^eCases not included in the total to avoid double counting:
 Petitions for review of Court of Appeals decisions when granted are not counted as disposed cases until the resulting appeal is disposed; a new filing is not counted for the resulting appeal. These granted petitions for review are the numbers appearing in parentheses.
^fBeginning pending figure for the 1978 court year does not equal the end pending figure for the 1977 court year:
 Pending data were corrected in the 1978 annual report.

^gData are not complete:
 No beginning pending or filed data were available for requests to appeal cases. These cases are not included in the total cases beginning pending or filed categories.

^jExplanation of data included in the category:
 Appeals filed include 10 civil and agency and 8 criminal appeals transferred from the Court of Appeals.

^kAdditional information:
 Of the 43 motions for rehearing disposed, one was granted and the rest were denied.

Source: Office of the Judicial Administration, Annual Report on the Courts of Kansas, July 1, 1977 through June 30, 1978 (Topeka, Kansas: November, 1978). Statistics are from the annual report except that totals have been computed where necessary.

KANSAS COURT OF APPEALS^a
 Intermediate Appellate Court
 7 judges
 July 1, 1977 to June 30, 1978

	Beginning pending	Filed	Disposed	End pending
Cases:				
Appeals:				
Civil	292 ^f	602	336	558
Criminal	93 ^f	190	129	154
Total appeals	385 ^f	792	465	712
Other cases:				
Original proceedings	—	—	—	—
Requests to appeal	—	—	—	—
Total other cases	—	—	—	—
Total cases	385^f	792	465	712
Other proceedings:				
Rehearing requests:				
Motions for rehearing	0	35	35 ^k	0
Other matters:				
Motions	0	2,157	2,157	0
Total other proceedings	0	2,192	2,192	0

Manner of disposition

Disposition of appeals

Appeals terminated by opinion:	Civil Criminal Total			By opinion:	Civil Criminal Total		
	Civil	Criminal	Total		Civil	Criminal	Total
Signed opinion	190	99	289	Affirmed	133	78	211
Per curiam	12	4	16	Reversed	39	21	60
Total	202 ^m	103 ^m	305	Affirmed in part, reversed in part ..	21	2	23
				Remanded	0	1	1
				Other	2	0	2
				Dismissed	7	1	8
				Without opinion:			
				Voluntary dismissals	88	13	101
				Dismissals by court	26	5	31
				Transferred to Supreme Court	10	8	18
				Other	10	0	10

Age of pending cases (6/30/78) (months)

Status of pending cases (6/30/78)

Cases pending from date docketed:	Civil Criminal Total			Not ready for submission:	Civil Criminal Total		
	Civil	Criminal	Total		Civil	Criminal	Total
6 months or less	282	96	378	No briefs filed	237	72	309
7 to 12 months	213	47	260	Appellant only ready	80	31	111
13 months or more	63	11	74	Total	317	103	420
Total	558	154	712	Ready for submission	200	42	242
Average age (months)	6.7 months	5.6 months	6.5 months	Submitted	41	9	50

Time interval (average months)

	Civil	Criminal
Docketing to decision	9.9	9.4
Docketing to readiness	4.2	5.0
Readiness to decision	5.7	4.3

Boldface headings indicate the classifications used by the NCSP.
 Blank space = Not enough information is known. The case category may or may not be handled by the court.

^aCourt jurisdiction:

The Court of Appeals was created as the intermediate appellate court of Kansas on January 10, 1977.

^fBeginning pending figure for the 1978 court year does not equal the end pending figure for the 1977 court year:

As noted in the annual report, the figures reported here reflect adjustments made to the figures previously reported.

^kAdditional information:

All 35 of the rehearing requests were denied.

^mInformation on type of disposition or trial data:

Twenty-five of the total criminal opinions and fifty-eight of the civil opinions were memorandum opinions.

Source: Office of the Judicial Administration, Annual Report on the Courts of Kansas, July 1, 1977 through June 30, 1978 (Topeka, Kansas: December 1978). Statistics are from the annual report except that totals have been computed where necessary.

KANSAS DISTRICT COURT
Court of general jurisdiction
29 districts: 70 district, 64 associate district, and 70 district magistrate judges
July 1, 1977 to June 30, 1978

Table with 5 columns: Category, Beginning pending, Filed, Disposed, End pending. Rows include Civil (Law, Tort, Contract, Domestic relations, Estate, Mental health, Appeal), Criminal (Felony, Misdemeanor, Appeal), Traffic (DUI, Other traffic), and Juvenile (Criminal-type offense, Non-offense).

Kansas District Court (continued)

Table with multiple sections: Contested trial, Criminal dispositions (Felony, Misdemeanor, Total), Civil dispositions (Regular, Domestic, Total), Traffic dispositions, and Age of pending cases (6/30/78) with sub-sections for Civil and Criminal.

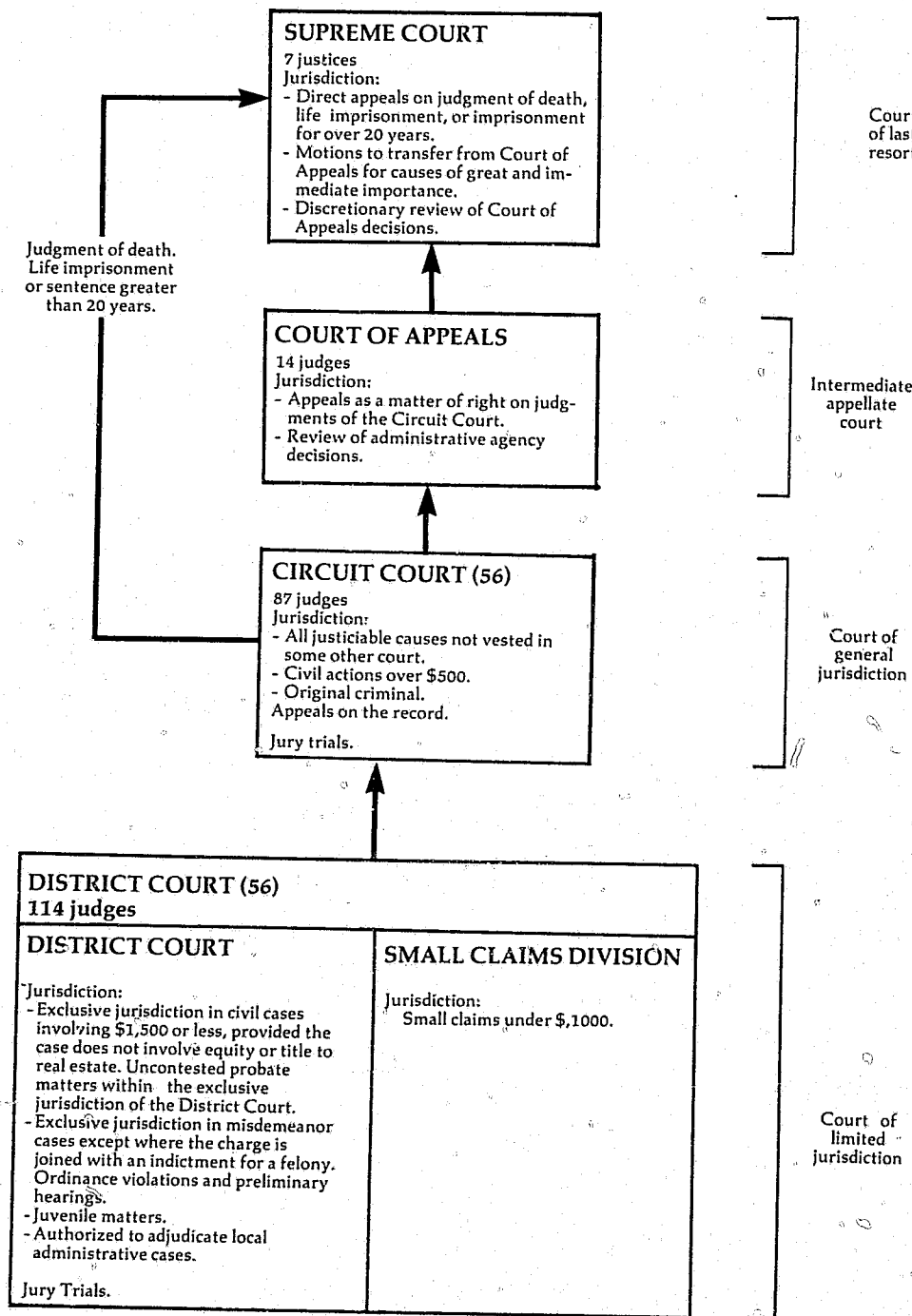
Boldface headings indicate the classifications used by the NCSP.
N/A = This case type is handled by the court, but the data are unavailable.
X = The data for this case type are known to be included in the total but were not available by category.
- = Not applicable.
Case definition or unit of count:
A civil case is counted at the filing of a petition or complaint. Appeals are filed in categories according to the nature of the case.
The criminal case unit of count is the number of informations, indictments, or complaints.
A jury trial is counted when the jury is impaneled.
A non-jury trial is counted if the case is contested (an attorney appears in opposition).
Beginning pending figure for the 1978 court year does not equal the end pending figure for the 1977 court year:
Figures are as given in the annual report.
Data are not complete:
Juvenile total disposed figure does not include other juvenile.
Domestic relations pending and disposed figures do not include adoption cases.
Total estate, total civil, and grand total filed figures do not include other estate cases.
Total civil pending figures do not include small claims, adoption, mental health, or estate cases.
Total civil and grand total disposed figures do not include small claims, adoption, or mental health cases.
Grand total pending figures do not include small claims, adoption, mental health, estate, traffic, or juvenile cases.
Explanation of data included in the category:
Filings include original actions and retrials/reinstatements.
Chapter 61 cases are limited actions which include the categories of auto tort, professional tort, product liability tort, other tort, contract, small claims, real estate and personal property (real property rights), tax appeals and workman's compensation (appeal of administrative agency case), and K.S.A. 60-1507 and habeas corpus (extraordinary writ).
Regular civil cases for trial, disposition, age of pending, and time interval data include tort, contract, real property rights, appeal, and extraordinary writ cases.
Domestic relations cases for trial, disposition, age of pending, and time interval data include marriage dissolution, support/custody, and other domestic relations cases, but not adoption cases.
Figures for disposed and pending criminal appeal cases are included in the felony and misdemeanor categories, according to the nature of the case being appealed.
Special source or revision in the data:
Pending data for Chapter 61 cases were supplied by the administrative office of the court during data verification.
Categories for disposition type or trial data:
Dismissed criminal dispositions include dismissals, other uncontested matters, and appeals from lower courts.
Traffic dispositions and trials do not include juvenile traffic cases.
As a result of the change in the trial definition, non-jury cases include some cases which were merely "contested"--an answer was filed, although no trial was held.
Felony and misdemeanor trial and disposition data include appeal cases from the lower courts.

Sources: Office of the Judicial Administrator, Annual Report on the Courts of Kansas July 1, 1977 through June 30, 1978 (Topeka, Kansas: November 1978). Statistics are from the annual reports except that totals have been computed where necessary, and additional data were supplied by the administrative office of the court during data verification.

KANSAS MUNICIPAL COURT
Court of limited jurisdiction
~ 384 courts, ~ 356 judges
July 1, 1977 to January 9, 1978

There were no data available for cases handled in the Municipal Court for fiscal year 1978.

KENTUCKY COURT SYSTEM, 1978



KENTUCKY SUPREME COURT
Court of last resort
7 justices
January 1, 1978 to December 31, 1978

	Beginning pending	Filed	Disposed	End pending
Cases:				
Appeals:				
Direct appeals	X	X	X	X
Motions for transfer granted	X	(11) ^e	X	X
Motions for discretionary review granted	X	(123) ^e	X	X
Total appeals	X	X (134)^e	X	X
Other cases:				
Original proceedings:				
Original jurisdiction:				
Original actions	X	X	X	X
Motions for injunctive relief	0	6	6	0
Total	X	X	X	X
Requests to appeal:				
Motion for transfer	7	14	6 (11) ^e	4
Motion for discretionary review	143	486	350 (123) ^e	156
Total	150^d	500	356 (134)^e	160
Total other cases	150^d	506^d	362^d(134)^e	160^d
Total cases	214	771 (134)^e	736^d (134)^e	249
Other proceedings:				
Rehearing requests:				
Petitions for rehearing	12	58	60	10
Other matters:				
Motions other than Rule 65.09 matters	17	44	48	13
Intermediate appellate matters				
Total other proceedings	29	102	108	23
Manner of disposition				
	Direct Appeals and original actions	Requests to appeal	Total	
Opinion	227	0	227	
Order	13	X	557	
Transfer to Court of Appeals..	X	3	13	

Boldface headings indicate the classifications used by the NCSP.
X = The data for this case type are known to be included in the total but were not available by category.

^eCases not included in the total to avoid double counting:
Motions for transfer, and motions for discretionary review granted are not counted as disposed until the appeal is disposed; a filing is not counted for the resulting appeal. These granted petitions are the numbers appearing in parentheses.

^dExplanation of data included in the category:
Total cases disposed include 13 cases transferred to the Court of Appeals.

Source: Administrative Office of the Courts, Annual Report, 1978 (Frankfort, Kentucky). Statistics are from the annual report except that totals have been computed where necessary.

KENTUCKY COURT OF APPEALS
Intermediate appellate court
14 judges
January 1, 1978 to December 31, 1978

	Beginning pending	Filed	Disposed	End pending
Cases:				
Appeals:				
Civil	892	1,189	1,340	741
Criminal	228	305	317	216
Total appeals	1,120	1,494	1,657	957
Other cases:				
Original proceedings:				
Original jurisdiction:				
Original actions	18f1	52	57 ¹	13
Actions for injunctive relief ^a	1f1	22	18 ¹	5
Total	19f1	74	75¹	18
Requests to appeal:				
Discretionary review	2f1	3 ¹	4 ¹	1
Total other cases	21	77	79	19
Total cases	1,141	1,571	1,736	976
Other proceedings:				
Rehearing requests:				
Petitions for rehearing:				
Civil	96	297	309	84
Criminal	17	45	49	13
Total	113	342	358	97
Total other proceedings	113	342	358	97

	Manner of disposition ¹			Disposition of cases				
	Published opinion	Non-published opinion	Order	Civil	Criminal	Total	Original juris-diction	Requests to appeal
Appeals:								
Civil	241	805	267					
Criminal	55	188	79					
Total	296	993	346					
Original proceedings:								
Original jurisdiction	0	1	58					
Requests to appeal	0	0	3					
Total cases	296	994	407					
Published opinion:								
Affirmed				128	28	156	--	--
Affirmed in part and reversed in part				28	3	31	--	--
Reversed				55	22	77	--	--
Reversed and remanded				29	1	30	--	--
Remanded				0	1	1	--	--
Nonpublished opinion:								
Affirmed				529	136	665	--	--
Affirmed in part and reversed in part				69	13	82	--	--
Reversed				145	17	162	--	--
Reversed and remanded				60	9	69	--	--
Remanded				8	8	16	--	--
Order:								
Dismissed				268	79	347	52	2
Granted				--	--	--	6	1

Boldface headings indicate the classifications used by the NCSP.
-- = Not applicable.

^aCourt jurisdiction:

The court obtained jurisdiction for "actions for injunctive relief" on February 1, 1977 from the Supreme Court.

^bBeginning pending figure for the 1978 court year does not equal the end pending figure for the 1977 court year:

Figures are given as corrected by the administrative office of the courts during data verification.

^cSpecial source or revision in the data:

These caseload inventory data were corrected by the administrative office of the courts during data verification.

Manner of disposition and disposition of cases data were supplied by the clerk of the court during data verification.

^dInformation on disposition type or trial data:

The 1,290 opinions disposed 1,330 cases.

Source: Administrative Office of the Courts, Annual Report, 1978 (Frankfort, Kentucky). Statistics are from the annual report except that totals have been computed where necessary, and additions and corrections were supplied by the clerk of the court and the administrative office of the courts during data verification.

KENTUCKY CIRCUIT COURT
Court of general jurisdiction
56 districts, 87 judges
January 1, 1978 to December 31, 1978

	Beginning pending	Filed	Disposed	End pending
Civil^d:				
Law:				
Civil suit	N/A	15,408	16,036 ¹	N/A
Domestic relations:				
Adoption:				
Adoption and termination of parental rights	N/A	2,212 ¹	2,276 ¹	N/A
Other domestic relations:				
Domestic relations ^j	N/A	28,172	24,028 ¹	N/A
Total	N/A	30,384¹	26,304¹	N/A
Mental health ^j	N/A	3,039 ¹	2,984 ¹	N/A
Appeal:				
Appeal of administrative agency case:				
Workmen's compensation	N/A	757	573 ¹	N/A
Appeal of trial court case:				
Probate challenges ^j	N/A	107	290 ¹	N/A
Civil appeal	N/A	225 ¹	210 ¹	N/A
Total	N/A	332¹	500¹	N/A
Total	N/A	1,089¹	1,073¹	N/A
Other civil^j	N/A	5,925	5,011¹	N/A
Total civil	N/A	54,845	51,408	N/A
Criminal^d:				
Felony/misdemeanor:				
Criminal	N/A	9,736 ¹	9,131 ¹	N/A
Appeal	N/A	396 ¹	309 ¹	N/A
Total criminal	N/A	10,132	9,440	N/A
Grand total	N/A	64,977	60,848	N/A

Boldface headings indicate the classifications used by the NCSP.
N/A = This case type is handled by the court, but the data are unavailable.

^dCase definition or unit of count:

A civil case is counted with the filing of a petition or complaint.
The criminal case unit of count is the number of defendants.

^jExplanation of data included in the category:

Domestic relations cases include contested and uncontested divorces, separations, annulments, and certain post-divorce hearings for modifications in support, custody, visitation rights, etc.

Mental health cases include both involuntary hospitalization and competency hearings.

Probate challenge cases are primarily will contests and exceptions to probate settlements of the District Court.

Other civil cases include tax, zoning, and other administrative board appeals; state-initiated fiscal suits from the Department of Revenue, Unemployment Compensation Board, etc; Uniform Reciprocal Support Act cases; cases involving only injunctive relief; and other cases not specifically categorized elsewhere on the profile.

^lSpecial source or revision in the data:

Most filing figures were revised and all disposed figures were supplied by the administrative office of the courts during data verification.

Source: Administrative Office of the Courts, Annual Report, 1978 (Frankfort, Kentucky). Statistics are from the annual report except that totals have been computed where necessary, and corrections and additional data were supplied by the administrative office of the courts during data verification.

KENTUCKY DISTRICT COURTS
 Court of limited jurisdiction
 56 districts, 114 judges
 January 2, 1978 to December 31, 1978

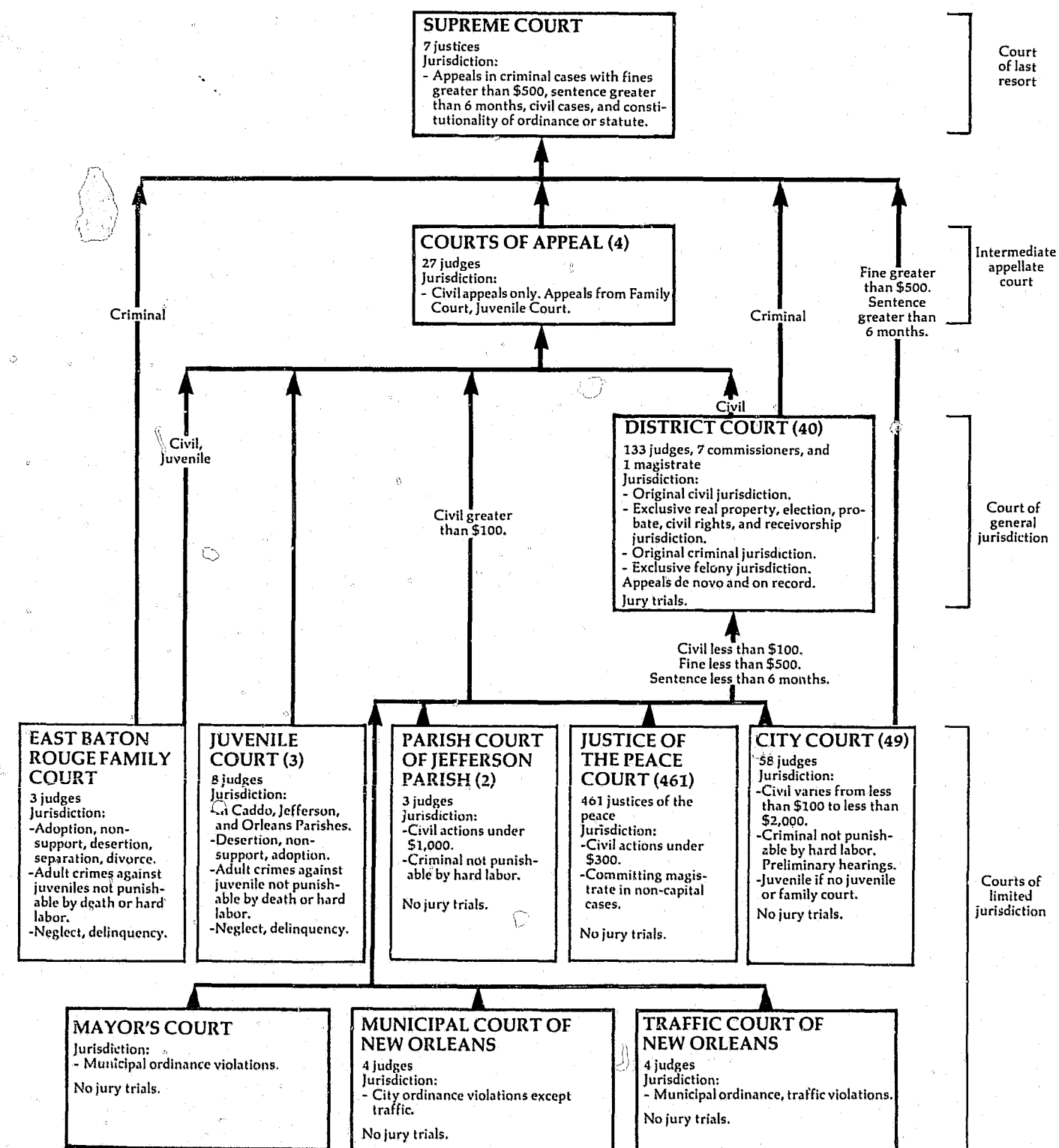
	Beginning pending	Filed	Disposed	End pending
Civil^d:				
Law:				
Civil	1,575	48,808	32,740	17,643 ^h
Small claims	15	27,585	19,022	8,578 ^h
Estate:				
Other estate:				
Probated ^j	8,104	34,756	15,909	26,951 ^h
Total civil	9,694	111,149	67,671	53,172 ^h
Criminal^d:				
Misdemeanor	N/A	171,769	146,215	N/A
Preliminary hearing:				
Felony	N/A	21,959	18,655	N/A
Total criminal	N/A	193,728	164,870	N/A
Traffic^d:				
Total traffic	N/A	241,121	209,237	N/A
Juvenile^d:				
Total juvenile	N/A	34,114	26,129	N/A
Grand total	9,694ⁱ	580,112	467,907	53,172^h

Boldface headings indicate the classifications used by the NCSP.
 N/A - This case type is handled by the court, but the data are unavailable.

- ^aCourt jurisdiction:
 The Kentucky District Court was established under the Judicial Article adopted in November 1975 by constitutional amendment. The District Court became effective on January 2, 1978, replacing the former courts of limited jurisdiction--the County Court, Quarterly Court, Police Court, and Magistrate Court.
- ^dCase definition or unit of count:
 A civil case is counted with the filing of a petition or complaint. The criminal, traffic, and juvenile case unit of count is the number of defendants.
- ^hFigure was computed:
 End pending figures were computed from beginning pending, filed, and disposed data given in the annual report.
- ⁱData are not complete:
 Grand total pending data do not include any criminal, traffic, or juvenile data.
- ^jExplanation of data included in the category:
 Cases listed as "beginning pending" for the 1978 court year are those cases which were transferred to the District Court upon its inception from the old limited jurisdiction courts. The probate category includes name changes, and various other fiduciary appointments (guardianships, committee fiduciaries for incompetents, conservatorships, etc.), as well as estate cases. Juvenile cases include delinquency, status, dependency, neglect, needy, and abuse cases, as well as paternity actions and adult violations of KRS 530.060-.070 (endangering the welfare of or unlawful transaction with a minor).
- ^kSpecial source or revision in the data:
 All data for this court were revised by the administrative office of the courts during data verification.

Source: Administrative Office of the Courts, *Annual Report, 1978* (Frankfort, Kentucky). Statistics are from the annual report except that totals have been computed where necessary, and revisions were made to all data by the administrative office of the courts during data verification.

LOUISIANA COURT SYSTEM, 1978



LOUISIANA SUPREME COURT
Court of last resort
7 justices
January 1, 1978 to December 31, 1978

	Beginning pending	Filed	Disposed	End pending
Cases:				
Appeals:				
Appeals ^j	N/A	563	559	N/A
Writs granted	N/A	(472) ^e	408	N/A
Total appeals	N/A	563 (472) ^e	967	N/A
Other cases:				
Original proceedings:				
Original jurisdiction:				
Other matters	N/A	11	49	N/A
Disciplinary:				
Original jurisdiction petitions ^j	N/A	18	7 ^j	N/A
Total	N/A	29	56	N/A
Requests to appeal:				
Writs	N/A	1,313	1,622 (472) ^e	N/A
Total other cases	N/A	1,842	1,678 (472) ^e	N/A
Total cases	N/A	2,405 (472) ^e	2,645 (472) ^e	N/A
Other proceedings:				
Rehearing requests	N/A	249	246	N/A
Total other proceedings	N/A	249	246	N/A

Manner of disposition

	Appeals	Original jurisdiction	Disciplinary	Requests to appeal	Total cases	Rehearing requests
Written opinion	422	3	—	—	432	8
Per curiam without opinion ...	285	46	0	—	331	0
With orders	260	0	0	—	260	0
Dismissed	15	0	0	—	37	0
Granted	—	—	—	472	472	19
Denied	—	—	—	1,299	1,299	227
Not considered	—	0	—	41	41	0

Boldface headings indicate the classifications used by the NCSP.

Blank space = Not enough information is known. The case category may or may not be handled by the court.
N/A = This case type is handled by the court, but the data are unavailable.
— = Not applicable.

^eCases not included in the total to avoid double counting:
A writ granted is not counted as disposed until the resulting appeal is disposed; a filing is not counted for the resulting appeal. These granted writs are the numbers appearing in parentheses in the profile.

^jExplanation of data included in the category:
Appeals filed include a few habeas corpus original jurisdiction cases.
Original jurisdiction petitions under disciplinary include some nondisciplinary bar matters as well as disciplinary cases.

Source: Judicial Administrator, Judicial Council Annual Report with 1978 Statistics and Related Data (New Orleans, Louisiana). Statistics are from the annual report except that totals have been computed where necessary.

LOUISIANA COURTS OF APPEALS^a
Intermediate appellate court
4 circuits, 27^c judges
January 1, 1978 to December 31, 1978

	Beginning pending	Filed	Disposed	End pending
Cases:				
Appeals:				
Civil	X	2,042	2,068 ^h	X
Total appeals	X	2,042	2,068 ^h	X
Other cases:				
Original proceedings:				
Original jurisdiction:				
Writs	X	344	310 ^l	X
Requests to appeal	X	344	310 ^l	X
Total other cases	X	344	310 ^l	X
Total cases	909 ^h	2,386	2,378 ^l	917 ^l
Other proceedings:				
Rehearing requests	N/A	N/A	712	N/A
Total other proceedings	N/A	N/A	712	N/A

Manner of disposition

Judgments rendered	1,930
Cases dismissed	138

Disposition of cases

	Original jurisdiction
Granted	71
Refused	239

Status of pending cases^l (12/31/78)

To be argued	757
Argued but not decided	160

Boldface headings indicate the classifications used by the NCSP.

Blank space = Not enough information is known. The case category may or may not be handled by the court.

N/A = This case type is handled by the court, but the data are unavailable.

X = The data for this case type are known to be included in the total but were not available by category.

^aCourt jurisdiction:

The court hears civil appeals only.

^cJudge information:

Two retired judges were also assigned to hear cases in the First Circuit of the Courts of Appeal.

^hFigure was computed:

The writs disposed figure was computed by adding writs refused and writs granted.

Beginning pending figure was computed from filing, disposition, and end pending data.

The appeals disposed figure was computed by adding together cases dismissed and judgments rendered.

^lSpecial source or revision in the data:

Disposition, end pending, and status of pending cases data were corrected by the administrative office of the courts during data verification.

Source: Judicial Administrator, Judicial Council Annual Report with 1978 Statistics and Related Data (New Orleans, Louisiana). Statistics are from the annual report except that totals have been computed where necessary, and corrections were made by the office of the Judicial Administration during data verification.

LOUISIANA DISTRICT COURT
Court of general jurisdiction
40 districts, 133 judges, 7 commissioners, and 1 magistrate
January 1, 1978 to December 31, 1978

	Beginning pending	Filed	Disposed	End pending
Civil^d:				
Total civil	N/A	141,000	N/A	N/A
Criminal^d:				
Total criminal	N/A	229,541	N/A	N/A
Grand total	N/A	370,541	N/A	N/A

Boldface headings indicate the classifications used by the NCSP.
N/A = This case type is handled by the court, but the data are unavailable.

^dCase definition or unit of count:
A civil case is counted with the filing of a petition or complaint.
The criminal case unit of count is the number of defendants on the information or indictment.

Source: Judicial Administrator, Judicial Council Annual Report with 1978 Statistics and Related Data (New Orleans, Louisiana). Statistics are from the annual report except that totals have been computed where necessary.

LOUISIANA FAMILY COURT AND JUVENILE COURT
Court of limited jurisdiction
1 court, 3 judges; 3 courts, 8 judges
January 1, 1978 to December 31, 1978

	Beginning pending	Filed	Disposed	End pending
Juvenile:				
Total juvenile	N/A	28,240	N/A	N/A
Grand total	N/A	28,240	N/A	N/A

Boldface headings indicate the classifications used by the NCSP.
N/A = This case type is handled by the court, but the data are unavailable.

Source: Judicial Administrator, Judicial Council Annual Report with 1978 Statistics and Related Data (New Orleans, Louisiana). Statistics are from the annual report except that totals have been computed where necessary.

LOUISIANA CITY COURT¹ AND PARISH COURT¹, AND MUNICIPAL COURT AND TRAFFIC COURT OF NEW ORLEANS
Court of limited jurisdiction
49 courts, 58 judges; 2 courts, 3 judges; 1 court, 4 judges ; 1 court, 4 judges
January 1, 1978 to December 31, 1978

	Beginning pending	Filed ¹	Disposed	End pending
Civil^d:				
Law:				
Civil	N/A	61,575 ¹	39,163 ¹	N/A
Total civil	N/A	61,575 ¹	39,163 ¹	N/A
Criminal^d:				
Misdemeanor:				
State misdemeanor	N/A	28,674 ¹	25,698 ¹	N/A
Ordinance violation	N/A	90,190 ¹	71,284 ¹	N/A
Total criminal	N/A	118,864 ¹	96,982 ¹	N/A
Traffic:				
Other traffic violation:				
State cases	N/A	78,341 ¹	71,147 ¹	N/A
Ordinance cases	N/A	299,102 ¹	247,777 ¹	N/A
Juvenile traffic-city	N/A	6,456 ¹	4,056 ¹	N/A
Juvenile traffic-state	N/A	1,202 ¹	1,107 ¹	N/A
Total	N/A	385,101 ¹	324,087 ¹	N/A
Total traffic	N/A	385,101 ¹	324,087 ¹	N/A
Juvenile¹:				
Criminal-type offense:				
Delinquency	N/A	4,446 ¹	3,780 ¹	N/A
Non-offense:				
Neglect	N/A	395 ¹	359 ¹	N/A
Other juvenile:				
Special proceedings	N/A	280 ¹	261 ¹	N/A
Total juvenile	N/A	5,121 ¹	4,400 ¹	N/A
Grand total	N/A	570,661 ¹	464,632 ¹	N/A

Boldface headings indicate the classifications used by the NCSP.
N/A = This case type is handled by the court, but the data are unavailable.

^dCase definition or unit of count:
A civil case is counted with the filing of a petition or complaint.
The criminal case unit of count is the number of informations, indictments, or complaints.

¹Data are not complete:
Data were not available for Houma and Plaquemines. Filings for the following courts are estimates based on nine months data: Jefferson Second Parish Court, Slidell, and Winnfield. Marksville and Pineville reports were estimated based on eight months data.
¹Explanation of data included in the category:
Juvenile traffic filings are included in the juvenile total filings.

Source: Judicial Administrator, Judicial Council Annual Report with 1978 Statistics and Related Data (New Orleans, Louisiana). Statistics are from the annual report except that totals have been computed where necessary.

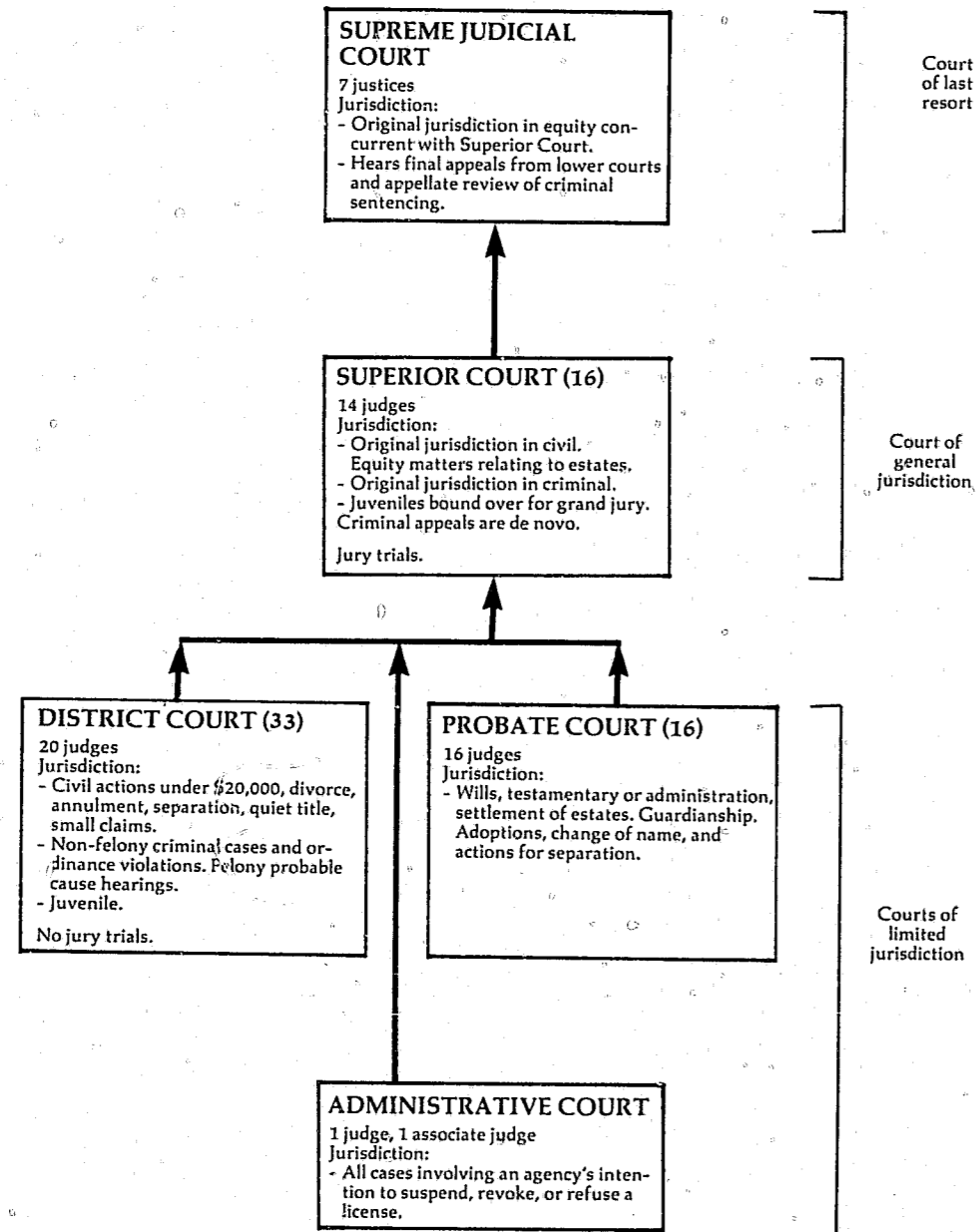
LOUISIANA JUSTICE OF THE PEACE COURT
Court of limited jurisdiction
461 courts, 461 justices of the peace
January 1, 1978 to December 31, 1978

There were no data available for cases handled in the Justice of the Peace Court for 1978.

LOUISIANA MAYOR'S COURT
Court of limited jurisdiction
January 1, 1978 to December 31, 1978

There were no data available for cases handled in the Mayor's Court for 1978.

MAINE COURT SYSTEM, 1978



↑ Indicates route of appeal.

MAINE SUPREME JUDICIAL COURT Court of last resort 7 justices January 1, 1978 to December 31, 1978

	Beginning pending	Filed	Disposed	End pending
Cases:				
Appeals:				
Civil:				
New appeals	X	236	X	X
Reports	X	4	X	X
Total	205	240	258	187
Criminal:				
New appeals	X	121	X	X
Interlocutory appeals	X	4	X	X
Total	164	125	219	70
Total appeals	369	365	477	257
Other cases:				
Original proceedings:				
Advisory opinions:				
Solemn occasion opinions	0	2	2	0
Sentence review only:				
Appeals in the appellate division	42	55	59	38 ^k
Total other cases	42	57	61	38
Total cases	411	422	538	295

	Manner of disposition			Disposition of appeals			
	Civil	Criminal	Total	Civil	Criminal	Total	
Written opinion	192	139	331	Sustained (reversed)	81	20	101
Per curiam and memorandum opinions	26	22	48	Denied (affirmed)	120	135	255
Solemn occasion opinions	2	0	2	Remanded	4	2	6
				Dismissed by opinion	13	4	17
				Dismissed by court	16	22	38
				Dismissed by stipulation	42	0	42
				Withdrawn	18	0	18

Status of pending cases (appeals)(12/31/78)

Not yet at issue	156
At issue awaiting oral argument	36
Orally argued awaiting opinion	65

Disposition of sentence review cases

Sentence unchanged	56
Sentence reduced	3
Sentence increased	0

Boldface headings indicate the classifications used by the NCSP.

X = The data for this case type are known to be included in the total but were not available by category.

Additional information:

Twenty-one of the sentence review only cases pending at the end of the year are pending because a related appeal is pending in the court.

Source: Administrative Office of the Courts, *Annual Report 1978* (Auburn, Maine: 1979). Statistics are from the annual report except that totals have been computed where necessary, and additions have been made during verification by the clerk of the court.

MAINE SUPERIOR COURT
Court of general jurisdiction
16 counties, 14 judges
January 1, 1978 to December 31, 1978

	Beginning pending	Filed	Disposed	End pending
Civil^d:				
Law:				
Other civil	X	2,008	1,919	X
Tort:				
Damages	X	942	740	X
Personal injury	X	861	857	X
Total	X	1,803	1,597	X
Contract	X	1,318	1,061	X
Domestic relations:				
Marriage dissolution:				
Divorce	X	539	522	X
Support/custody:				
URESAs	N/A	1,499	1,045	N/A
Total	X	2,038	1,567	X
Appeal:				
Appeal of trial court case:				
Infraction appeal	X	33	24	X
Other appeal	X	179	236	X
Total	X	212	260	X
Extraordinary writs:				
Habeas corpus	X	76	64	X
Other civil:				
Habitual offender	X	568	388	X
Total civil	8,293 ^{fi}	8,023	6,856	9,006 ^{si}
Criminal^d:				
Felony:				
Classes A, B, and C	828 ^f	2,790	2,616	1,002
Misdemeanor:				
Classes D and E	730 ^f	1,979	2,082	627
Other criminal ^j	342 ^f	675	651	366
Total criminal	1,900 ^f	5,444	5,349	1,995
Traffic:				
Other traffic violation:				
Title 29 ^j	400 ^f	2,216	2,009	607
Total traffic	400 ^f	2,216	2,009	607
Grand total	10,593 ^{fi}	15,683	14,214	11,608 ^{si}

Trial ^{di}	Civil dispositions			Criminal and traffic dispositions	
	Jury	Non-jury	Total		
Civil ^m	163	314	477	Default judgments	307
Criminal and traffic	507 ^l	234 ^l	741 ^l	Dismissed by plaintiff, settlements, and stipulated judgments (Rule 41(a))	2,641
Grand total	670	548	1,218	Dismissed by Court (Rule 41(b))	996
				Summary judgment	124
				Final order	1,572
				Divorce decree	356
				Appeal sustained	19
				Appeal denied	91
				Writ denied	26
				Writ granted	10
				Court finding	190
				Direct verdict	3
				Multiple judgments	151
				Other	390
				Jury trial:	
				Convicted	337
				Acquitted	156
				Non-jury trial:	
				Convicted	194
				Acquitted	65
				Guilty plea	3,472
				Mistrial	44
				Dismissed by court	192
				Dismissed by District Attorney (Rule 48(a))	2,219
				District Court bail reversed	128
				District Court bail affirmed	75
				Juvenile appeal denied	35
				Juvenile appeal sustained	19
				Juvenile appeal, new sentence	1
				Probation revoked	29
				Filed case	150
				Other	198

(continued on next page)

Maine Superior Court (continued)

	Time interval data (days)				
	0 to 60 days	61 to 120 days	121 to 180 days	181 to 240 days	over 240 days
Civil:					
Pretrial memo to pretrial conference	325	407	151	47	91
Pretrial conference to jury trial	46	62	45	23	50
Pretrial conference to jury-waived trial ...	13	27	32	18	68
Criminal:					
Filing to first appearance	2,240	109	60	61	139
First appearance to guilty plea	765	233	154	145	272
First appearance to jury trial	23	30	34	39	105
First appearance to jury-waived trial ...	9	6	3	10	29
All first appearances to disposition	935	388	282	251	753

Boldface headings indicate the classifications used by the NCSF.

^dCase definition or unit of count:

A civil case is counted with the filing of a petition or complaint.

The criminal case unit of count is the number of defendants on the information, indictment, or complaint.

A trial is counted by the state when it has officially begun.

^fBeginning pending figure for the 1978 court year does not equal the end pending figure for the 1977 court year:

Figures are as given in the annual report.

^gChange in pending does not equal the difference between filings and dispositions:

Figures are as given in the annual report.

ⁱData are not complete:

Pending data for the categories of domestic relations, total civil, and for grand total cases do not include data for support/custody cases.

^jExplanation of data included in the category:

Other criminal incorporates cases which fall outside Title 17A and Title 12. It includes inland fisheries violations, wildlife violations, and municipal ordinance violations.

Title 29 cases are OUI (operating under the influence) cases and other traffic offenses.

^lSpecial source or revision in the data:

Figures as noted were supplied by the administrative office of the courts during data verification.

^mInformation on disposition type on trial data:

Civil trial data do not include URESA cases.

Source: Administrative Office of the Courts, Annual Report 1978 (Auburn, Maine: 1979). Statistics are from the annual report except that totals have been computed where necessary, and additions and corrections were supplied by the administrative office of the courts during data verification.

MAINE DISTRICT COURT^{bi}
 Court of limited jurisdiction
 33 courts, 20 judges
 January 1, 1978 to December 31, 1978

	Beginning pending ^c	Filed ^b	Disposed ^{bi}	End pending ^k
Civil^d:				
Law:				
Civil	N/A	12,189 ¹	4,555 ¹	N/A
Money judgments	N/A	5,562 ¹	2,561 ¹	N/A
Total	N/A	17,751 ¹	7,116 ¹	N/A
Small claims	N/A	14,350 ¹	6,693 ¹	N/A
Domestic relations:				
Marriage dissolution:				
Divorce	N/A	7,486 ¹	3,417 ¹	N/A
Support/custody:				
Reciprocal	N/A	13 ¹	N/A	N/A
Total	N/A	7,499 ¹	3,417 ¹	N/A
Mental health	N/A	646 ¹	375 ¹	N/A
Total civil	N/A	40,246¹	17,601¹	N/A
Criminal^d:				
Felony:				
Classes A, B, and C	N/A	X	1,424 ¹	N/A
Misdemeanor:				
Classes D and E	N/A	X	12,654 ¹	N/A
Total criminal	N/A	X	14,078¹	N/A
Traffic:				
Other traffic violation:				
Traffic criminal	N/A	X	24,303 ¹	N/A
Civil violations and traffic infractions	N/A	X	53,641 ¹	N/A
Total	N/A	X	77,944 ¹	N/A
Total traffic	N/A	X	77,944¹	N/A
Juvenile:				
Total juvenile	N/A	5,350	1,907 ¹	N/A
Grand total	N/A	215,707¹	111,530¹	N/A

<u>Trial^{di}</u>	
Civil:	
Law	1,079
Small claims	748
Marriage dissolution	1,105
Mental health	217
Total	3,149
Criminal:	
Felony	176
Misdemeanor	1,210
Total	1,386
Traffic	2,421
Juvenile	871
Grand Total	7,827

<u>Time interval¹ (average days)</u>	
Civil:	
Time from request for trial to trial:	
Civil:	
Law:	
Civil	71
Money judgments	69
Small claims	45
Marriage dissolution	77
Mental health	23
Criminal:	
Felony	40
Misdemeanor	45
Traffic:	
Other traffic violation:	
Traffic criminal	45
Civil violations and traffic infractions	39
Juvenile	44

Boldface headings indicate the classifications used by the NCSP.
 N/A = This case type is handled by the court, but the data are unavailable.
 X = The data for this case type are known to be included in the total but were not available by category.

^bParticular court or reporting system information:
 A new statistical reporting system was implemented in the District Court during 1978. Filing figures are given for the complete twelve-month period. Disposition, trial, and time interval data were available for the six-month period from July 1, 1978 to December 31, 1978 only.

^dCase definition or unit of count:
 A civil case is counted with the filing of a petition or complaint.
 The criminal case unit of count is the number of informations, indictments, or complaints.

ⁱData are not complete:
 As a result of the implementation of the new reporting system, disposition, trial, and time interval data were available for the second half of the reporting period only. In addition, no disposition data were available for domestic relations support/custody cases. The courts located in Kent and Van Buren Counties reported filing data for criminal, traffic, and juvenile cases only. Disposition data from these courts were complete for the six-month time period.
 Only Calais, Belfast, Lincoln, Rockland, and Wiscasset reported domestic relations support/custody cases filed.
 Only Augusta, Bangor, and Portland reported mental health cases filed. Disposition data for this category were complete for the six-month period.

Source: Administrative Office of the Courts, Annual Report 1978 (Auburn, Maine: 1979). Statistics are from the annual report except that totals have been computed where necessary.

MAINE ADMINISTRATIVE COURT^b
 Court of limited jurisdiction
 1 judge, 1 associate judge
 July 1, 1978 to December 30, 1978

	Beginning pending	Filed	Disposed ^k	End pending
Civil^d:				
Appeal:				
Appeal of administrative agency case:				
Bureau of liquor enforcement	N/A	191	220	N/A
Department of Secretary of State	N/A	41	34	N/A
Bureau of Maine State Police	N/A	18	8	N/A
Department of Human Services	N/A	8	9	N/A
Real Estate Commission	N/A	3	1	N/A
Maine Department of Business Regulation	N/A	1	1	N/A
Harness Racing Commission	N/A	1	1	N/A
Board of Dental Examiners	N/A	1	1	N/A
Board of Commissioners for Profession of Pharmacy	N/A	0	1	N/A
Appeal from Bureau of Alcoholic Beverages	N/A	1	1	N/A
State Board of Licensure of Medical Facilities other than Hospitals	N/A	1	1	N/A
Appeal from decision of Harness Racing Commission	N/A	1	1	N/A
Total	N/A	267	278	N/A
Total civil	N/A	267	278	N/A
Grand total	N/A	267	278	N/A

Boldface headings indicate the classifications used by the NCSP.
 N/A = This case type is handled by the court, but the data are unavailable.

^bParticular court or reporting system information:
 On July 1, 1978 the jurisdiction of the Administrative Court expanded and it joined the Judicial Department. Filing and disposition data are only given for the six month period between its joining the Judicial Department and the end of calendar year 1978.

^dCase definition or unit of count:
 A civil case is counted with the filing of a complaint.

Source: Administrative Office of the Courts, Annual Report 1978 (Auburn, Maine: 1979). Statistics are from the annual report except that totals have been computed where necessary.

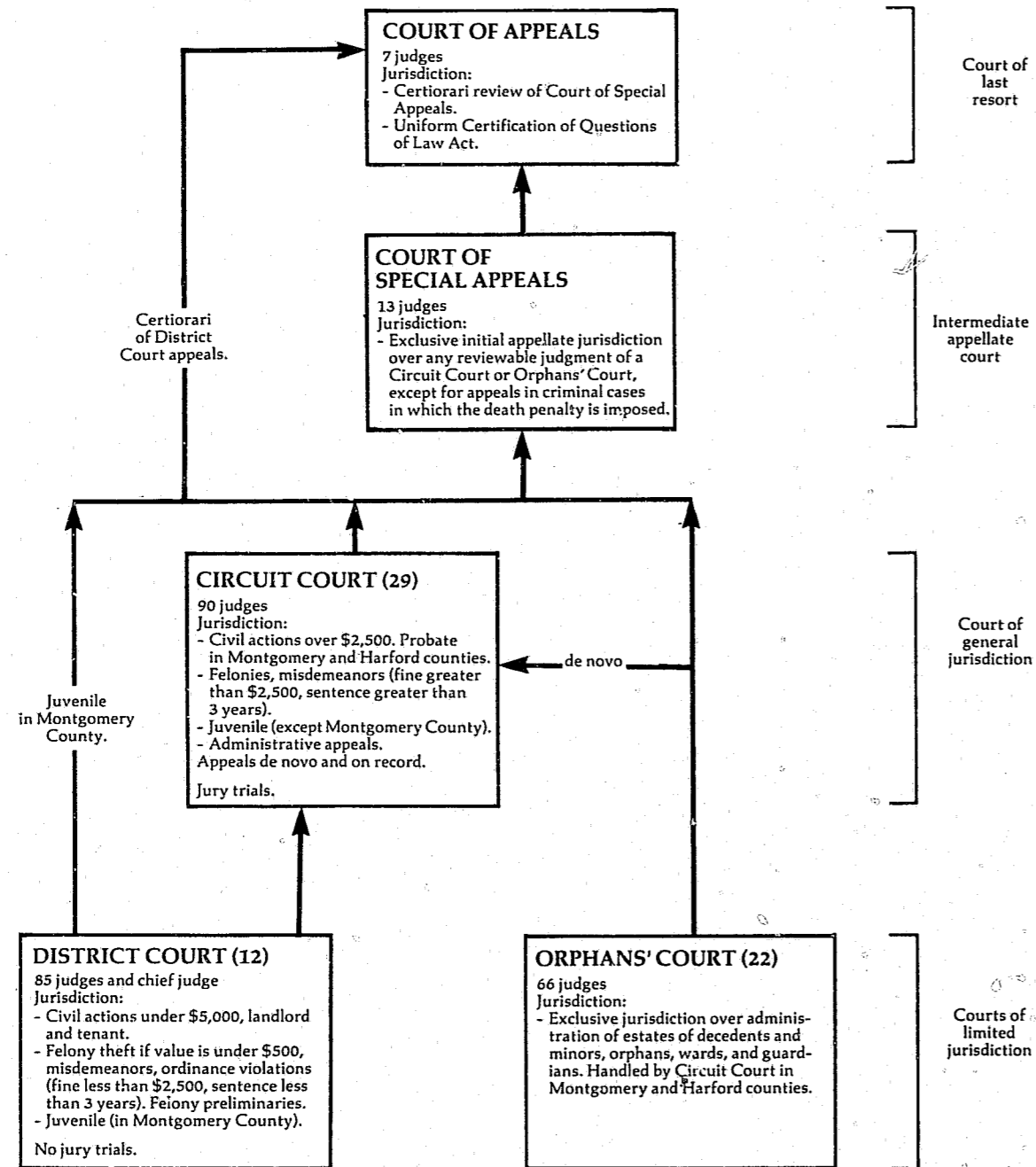
MAINE PROBATE COURT
 Court of limited jurisdiction
 16 courts, 16 judges
 January 1, 1978 to December 31, 1978

There were no data available for cases handled in the Probate Court for 1978.

CONTINUED

3 OF 6

MARYLAND COURT SYSTEM, 1978



↑ Indicates route of appeal.

MARYLAND COURT OF APPEALS
Court of last resort
7 judges
July 1, 1977 to June 30, 1978

Cases:	Beginning pending	Filed	Disposed	End pending
Appeals:				
Civil	8	82 ^h (44) ^e	118	16
Criminal	5	(48) ^{eh}	41	12
Total appeals	13	82 ^h (92) ^e	159	28
Other cases:				
Original proceedings:				
Disciplinary	0	12	12	0
Requests to appeal:				
Applications for certiorari:				
Civil	0	218	174 (44) ^e	0
Criminal	0	273	225 (48) ^e	0
Total	0	491	399 (92) ^e	0
Total other cases	0	503	411 (92) ^e	0
Total cases	13	585 (92) ^e	570 (92) ^e	28

Manner of disposition

Reported opinions	114
Unreported opinions	16

Disposition of applications for certiorari

	Civil	Criminal	Total
Granted	44	48	92
Denied	170	224	394
Dismissed	3	1	4
Withdrawn	1	0	1
Total	218	273	491

Disposition of appeals

	Civil			Criminal	Total
	Law	Equity	Total		
Affirmed	32	17	49	17	66
Modified and affirmed					
Reversed	27	8	35	15	50
Affirmed in part, reversed in part	2	3	5	1	6
Remanded without affirmance or reversal	2	1	3	0	3
Dismissed, opinion filed	3	1	4	3	7
Dismissed without opinion	3	3	6	4	10
Dismissed prior to argument or submission	4	2	6	0	6
Transferred to Court of Special Appeals					
Advanced and disposed of	7	1	8	1	9

Time interval (average months)

Original filing to disposition in Circuit Court	13.9
Disposition in Circuit Court to docketing	7.1
Docketing to argument	2.7
Argument to decision	1.7

Boldface headings indicate the classifications used by the NCSP.

^eCases not included in the total to avoid double counting: Applications for certiorari when granted are not counted as dispositions until the resulting appeal is disposed; a filing is not counted for the associated appeal. These granted applications for certiorari are the numbers appearing in parentheses.

^hFigure was computed: Civil and criminal appeal filings and dispositions were computed from available data.

^kAdditional information: The Court of Appeals also reviewed 63 bar admittance matters.

^mInformation on disposition type or trial data: Sixteen opinions were per curiam. Thirteen dissenting opinions and three concurring opinions were also filed.

Source: Administrative Office of the Courts, Annual Report 1977-78 (Annapolis, Maryland). Statistics are from the annual report except that totals have been computed where necessary.

MARYLAND COURT OF SPECIAL APPEALS
Intermediate appellate court
13 judges
July 1, 1977 to June 30, 1978

	Beginning pending	Filed	Disposed	End pending
Cases:				
Appeals:				
Civil:				
Law	431	X (X) ^e	467	41
Equity	411	X (X) ^e	277	27
Total	84	X (X) ^e	744	68
Criminal	69	X (X) ^e	709	44
Total appeals	153	1,391 (21) ^e	1,453	112
Other cases:				
Original proceedings				
Requests to appeal:				
Application for leave to appeal:				
Postconviction remedy	0	X	232 (21) ^e	0
Total other cases	0	253 ^h	232 (21) ^e	0
Total cases	153	1,644 (21) ^e	1,685 (21) ^e	112

Manner of disposition^m

Reported opinions	209
Unreported opinions, all per curiam	790

Disposition of applications for leave to appeal

Granted	21
Denied	227
Withdrawn	0
Remanded	4
Dismissed	1
Total	253

Disposition of appeals

	Civil			Criminal	Total
	Law	Equity	Total		
Affirmed	173	110	283	483	766
Modified and affirmed	0	3	3	0	3
Reversed	40	34	74	54	128
Affirmed in part, reversed in part	13	16	29	29	58
Remanded without affirmance or reversal	6	3	9	8	17
Dismissed, opinion filed	24	8	32	6	38
Dismissed prior to argument or submission	159	75	234	123	357
Transferred to Court of Appeals	50	28	78	5	83

Time interval (average months)

Original filings to dispositions in court below	11.5
Disposition in Circuit Court to docketing	2.7
Docketing to argument	4.9
Argument to decision	0.7

Boldface headings indicate the classifications used by the NCSP.

Blank space = Not enough information is known. The case category may or may not be handled by the court.

X = The data for this case type are known to be included in the total but were not available by category.

^eCases not included in the total to avoid double counting:

Applications for leave to appeal when granted are not counted as dispositions until the resulting appeal is disposed; a new filing is not counted for the associated appeal. These granted applications for leave to appeal are the numbers appearing in parentheses.

^hFigure was computed:

Figures were computed from disposed and pending figures.

^mInformation on disposition type or trial data:

Two dissenting opinions and three concurring opinions were also filed.

Source: Administrative Office of the Courts, Annual Report 1977-1978 (Annapolis, Maryland). Statistics are from the annual report except that totals have been computed where necessary.

MARYLAND CIRCUIT COURT
Court of general jurisdiction
29 courts, 90 judges
July 1, 1977 to June 30, 1978

	Beginning pending	Filed	Disposed	End pending
Civil^d:				
Law:				
Confessed judgments	X	2,258	2,249	X
Other law	X	1,992	1,971	X
Total	X	4,250	4,220	X
Tort:				
Auto tort:				
Motor tort	X	5,469	5,995	X
Other tort:				
Other tort	X	2,204	1,925	X
Consent cases	X	229	268	X
Total	X	7,902	8,188	X
Contract	X	5,179	4,137	X
Real property rights:				
Condemnation	X	413	351	X
Foreclosure	X	2,946	2,153	X
Total	X	3,359	2,504	X
Equity:				
Other equity	X	10,988	8,246	X
Domestic relations:				
Marriage dissolution:				
Divorce, nullity, maintenance	X	28,526	24,164	X
Adoption	X	1,879	1,556	X
Other domestic relations:				
Paternity	X	8,660	6,747	X
Total	X	39,065	32,467	X
Estate:				
Guardianship/conservatorship/trusteeship:				
Petition for guardianship	X	632	471	X
Appeal:				
Appeal of administrative agency case	X	1,985	1,310	X
Appeal of trial court case	X	879	705	X
Total	X	2,864	2,015	X
Extraordinary writs:				
Habeas corpus	X	481	439	X
Total civil	85,459	74,720	62,687	97,492
Criminal^d:				
Felony/misdemeanor:				
Nonsupport	X	2,355	1,887	X
Other criminal	X	28,186	26,082	X
Adult offenses against juveniles	(j)	101	106	(j)
Total	X	30,657	28,083	X
Appeal of trial court case:				
Motor vehicle	X	2,798	2,523	X
Criminal	X	1,802	1,553	X
Total	X	4,595	4,076	X
Postconviction remedy:				
Postconviction	X	593	487	X
Sentence review only:				
Applications for review of criminal sentences	N/A	273	257	N/A
Total criminal	13,689 ^d	36,103	32,875	16,906 ^d
Juvenile:				
Criminal-type offense:				
Delinquency	X	19,607 ^k	19,414 ^k	X
Other juvenile:				
Child in need of assistance/child in need of supervision	X	2,764 ^k	2,803 ^k	X
Total juvenile	4,574 ^j	22,371 ^k	22,217 ^k	4,190 ^j
Grand total	103,722 ^d	133,194 ^k	117,779 ^k	118,588 ^d

(continued on next page)

Maryland Circuit Court (Continued)

	Trial ^d			Time interval (average days) ^h	
	Jury	Non-jury	Total	Filing to trial or hearing	Filing to disposition
Civil:					
Law ^m	1,071	1,322	2,393		
Equity ^m ...	0	14,730	14,730		
Total	1,071	16,052	17,123		
Criminal	1,526	7,263	8,789		
Total	2,597	23,315	25,912		
Civil:					
Law ⁿ				450	384
Equity ⁿ				170	194
Total				209	253
Criminal				107 ^j	155
Juvenile				N/A	67

Boldface headings indicate the classifications used by the NCSP.
 N/A = This case type is handled by the court but the data are unavailable.
 X = The data for this case type are known to be included in the total but were not available by category.

^dCase definition or unit of count:
 A civil case is counted with the filing of a petition or complaint.
 The criminal case unit of count is the number of informations or indictments.
 A jury trial is counted if tried to verdict.
 A non-jury trial is counted at the point when an opening statement or the introduction of any evidence occurs.

^hFigure was computed:
 Time interval data were computed by weighting the individual court's average by the number of trials per court.

ⁱData are not complete:
 Criminal and grand total pending do not include sentence review only cases.

^jExplanation of data included in the category:
 Pending figures for adult offenses against juveniles are included in the total pending for juvenile cases.
 Juvenile and grand total data include juvenile cases from the Montgomery County District Court.

^kAdditional information:
 Juvenile and grand total data do not include juvenile cases from the Montgomery County District Court. These cases are reported in the District Court chart.

^mInformation on disposition type or trial data:
 The equity category for trial data includes domestic relations, equity, and foreclosure. The law category includes all other civil categories.

ⁿInformation on time interval or age of pending data:
 The equity category for time interval data includes domestic relations, equity, and foreclosure. The law category includes all other civil categories.

Source: Administrative Office of the Courts, Annual Report 1977-78 (Annapolis, Maryland). Statistics are from the annual report except that totals have been computed where necessary.

MARYLAND DISTRICT COURT
 Court of limited jurisdiction
 12 districts, 85 judges and chief judge
 July 1, 1977 to June 30, 1978

	Beginning pending	Filed	Disposed	End pending
Civil:				
Law:				
Contract and tort cases	N/A	104,355	N/A	N/A
Real property rights:				
Landlord and tenant	N/A	283,011	N/A	N/A
Other civil	N/A	10,894	N/A	N/A
Total civil	N/A	398,260	N/A	N/A
Criminal:				
Misdemeanor:				
Criminal	N/A	101,202	N/A	N/A
Adult offenses against juveniles ^j	(J)	15 ^j	28 ^j	(J)
Total	N/A	101,217	28 ^j	N/A
Total criminal	N/A	101,217	28 ^j	N/A
Traffic:				
Total traffic	N/A	683,245	N/A	N/A
Juvenile:				
Criminal-type offense:				
Delinquency	X	1,378	1,477	X
Other juvenile:				
Child in need of assistance/child in need of supervision	X	716	790	X
Total juvenile	2,642 ^j	2,094	2,267	2,456 ^j
Grand Total	2,642 ⁱ	1,184,816 ^k	2,295 ⁱ	2,456 ⁱ
	Criminal dispositions	Non-jury trial	Traffic dispositions	
Defendants held for grand jury action	6,471	Civil	Cases paid	436,132
Defendants transferred to Circuit Court for jury trial	5,588	Traffic		
		Total		

Boldface headings indicate the classifications used by the NCSP.
 N/A = This case type is handled by the court, but the data are unavailable.

^dCase definition or unit of count:
 A civil case is counted with the filing of a petition or complaint.
 The criminal case unit of count is the number of defendants on the information, indictment, or complaint.
 A non-jury trial is counted at the point when an opening statement or the introduction of any evidence occurs.

ⁱData are not complete:
 Criminal disposition data include adult offenses against juveniles in Montgomery County only.
 Grand total pending and disposition data include criminal adult offenses against juveniles and juvenile data from the Montgomery County District Court only.

^jExplanation of data included in the category:
 Criminal adult offenses against juveniles pending figures are included with the juvenile pending totals.

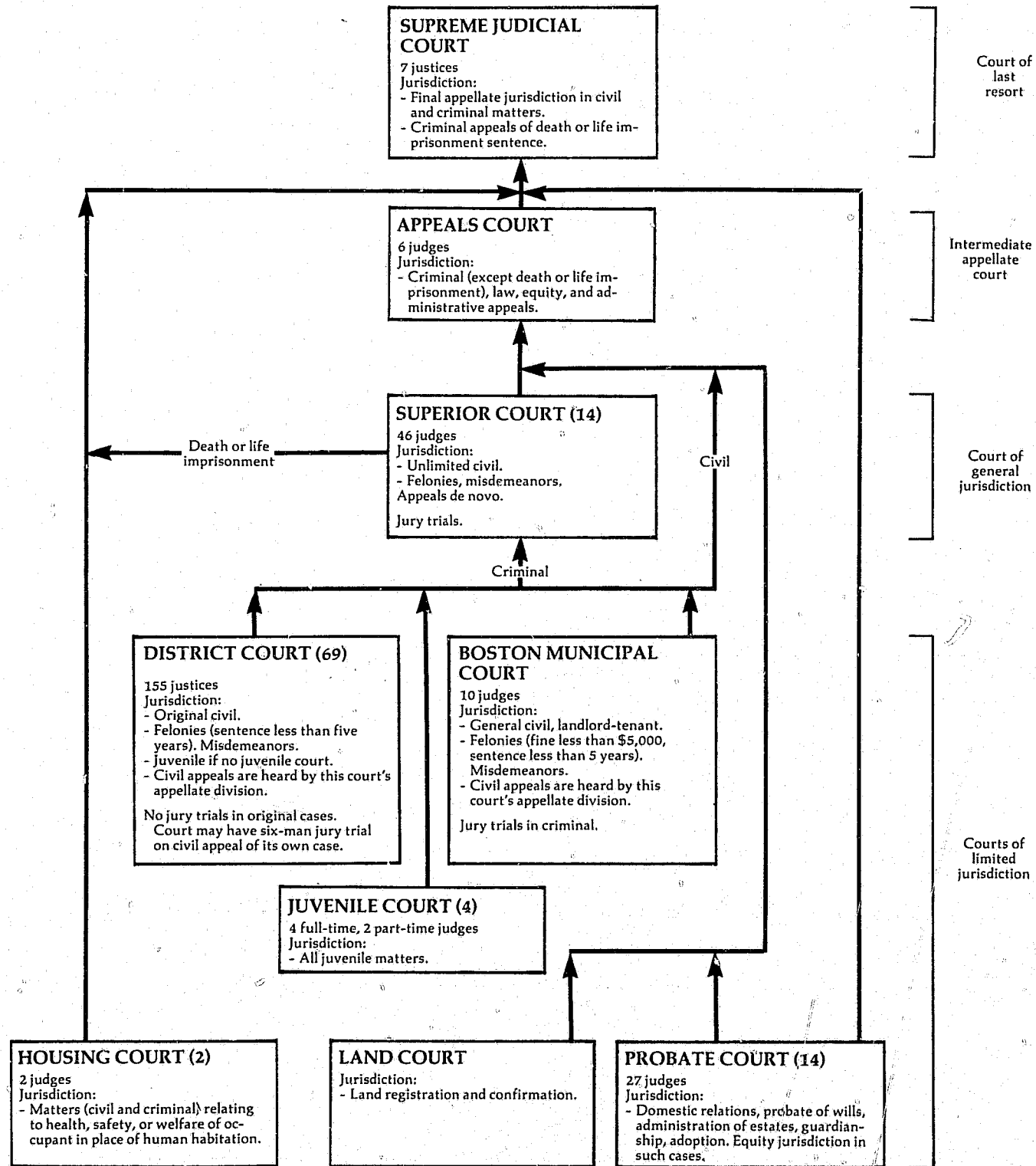
^kAdditional information:
 Juvenile and criminal adult offenses against juveniles in Montgomery County are heard in the District Court, and are included in this court profile. These cases are heard in the Circuit Court in the rest of the state.

Source: Administrative Office of the Courts, Annual Report 1977-78 (Annapolis, Maryland). Statistics are from the annual report except that totals have been computed where necessary.

MARYLAND ORPHAN'S COURT
 Court of limited jurisdiction
 22 counties, 66 judges
 July 1, 1977 to June 30, 1978

There were no data available for cases handled in the Orphan's Court for fiscal year 1978.

MASSACHUSETTS COURT SYSTEM, 1978



↑ Indicates route of appeal.

MASSACHUSETTS SUPREME JUDICIAL COURT¹ Court of last resort 7 justices September 1, 1977 to August 31, 1978

	Beginning pending	Filed	Disposed	End pending
Cases:				
Appeals:				
Full court appeals ^d	N/A	476	N/A	N/A
Single justice appeals ^e	N/A	N/A	N/A	N/A
Total appeals	N/A	476 ^f	N/A	N/A
Other cases:				
Original proceedings	N/A	N/A	N/A	N/A
Requests to appeal	N/A	N/A	N/A	N/A
Total other cases	N/A	N/A	N/A	N/A
Total cases	N/A	476 ^f	N/A	N/A
Manner of disposition		Disposition of full court appeals		
Full court appeals:				
Written opinions	278		Dismissed	22
Rescript opinions	18		Summary disposed	142

Boldface headings indicate the classifications used by the NCSP.
N/A = This case type is handled by the court, but the data are unavailable.

^aCourt jurisdiction: Massachusetts Supreme Judicial Court justices also sit (on a rotational basis) in "single justice sessions." No data were available on the number of cases handled in these single justice sessions.

^dData are not complete: Total cases filed figure only includes full court appeals filed. No information was available on the volume of single justice appeals, original proceedings, or requests to appeal cases for the time period.

^eData included in the category: Full court appeals included 161 direct entries, 80 direct appellate reviews, 211 cases filed sua sponte, and 24 cases granted further appellate review by the Supreme Judicial Court.

Source: Unpublished data supplied by the Supreme Judicial Court. Figures are from the unpublished data except that totals have when computed where necessary.

MASSACHUSETTS APPEALS COURT Intermediate appellate court 6 judges September 1, 1977 to August 31, 1978

	Beginning pending	Filed	Disposed	End Pending
Cases:				
Appeals:				
Total appeals	N/A	1,050	1,020	N/A
Other cases:				
Original proceedings				
Requests to appeal				
Total other cases				
Total cases	N/A	1,050	1,020	N/A
Manner of disposition		Disposition of appeals		
Full opinions	101		Summarily disposed without hearing	118
Rescript opinions	172		Dismissals/appeals withdrawn/remands	338
			Transferred to the Supreme Judicial Court	291

Boldface headings indicate the classifications used by the NCSP.
N/A = This case type is handled by the court, but the data are unavailable.

Source: Unpublished data supplied by the Supreme Judicial Court.

MASSACHUSETTS SUPERIOR COURT
Court of general jurisdiction
14 courts, 46 judges
July 1, 1977 to June 30, 1978

	Beginning pending	Filed	Disposed	End pending
Civil^d:				
Other civil:				
Jury cases	42,443 ^f	N/A	N/A	41,869
Non-jury cases	42,645 ^f	N/A	N/A	45,987
Total	85,088 ^f	N/A	N/A	87,856
Total civil	85,088 ^f	N/A	N/A	87,856
Criminal^d:				
Total criminal	40,810 ^f	N/A	N/A	35,468
Grand total	125,898^f	N/A	N/A	123,324

Boldface headings indicate the classifications used by the NCSP.
N/A = This case type is handled by the court but the data are unavailable.

^dCase definition or unit of count:

A civil case is counted with the filing of a petition or complaint.
The criminal case unit of count is the number of informations or indictments.
A jury trial is counted when the jury is sworn.
A non-jury trial is counted at the point when an opening statement or the introduction of any evidence occurs.
^fBeginning pending figure for the 1978 court year does not equal the end pending figure for the 1977 court year:
Figures are as given in the annual report.

Source: Chief Administrative Justice, Annual Report--The Office of the Chief Administrative Justice of the Trial Court, 1978 (Boston, Massachusetts: 1978). Statistics are from the annual report except that totals have been computed where necessary.

MASSACHUSETTS PROBATE COURT
Court of limited jurisdiction
14 courts, 27 judges
July 1, 1977 to June 30, 1978

	Beginning pending	Filed	Disposed	End pending
Civil^d:				
Domestic relations:				
Marriage dissolution:				
Divorce	N/A	25,465	N/A	N/A
Desertions and living apart	N/A	81	N/A	N/A
Irrevocable breakdown 208§§1A and 1B	N/A	5,850	N/A	N/A
Total	N/A	31,396	N/A	N/A
Support/custody:				
Separate support and maintenance	N/A	4,238	N/A	N/A
Custody of minors	N/A	282	N/A	N/A
Total	N/A	4,520	N/A	N/A
Adoptions:				
Total	N/A	2,557	N/A	N/A
Other domestic relations:				
Contempt petitions	N/A	6,734	N/A	N/A
Total	N/A	45,207	N/A	N/A
Estate:				
Probate/wills/intestate:				
Wills	N/A	13,550	N/A	N/A
Administrations	N/A	10,711	N/A	N/A
Total	N/A	24,261	N/A	N/A
Guardianship/conservatorship/trusteeship:				
Guardianships (minor and mentally ill)	N/A	2,707	N/A	N/A
Trusteeships	N/A	960	N/A	N/A
Accounts and distributions	N/A	22,062	N/A	N/A
Total	N/A	25,729	N/A	N/A
Other estate:				
Partitions	N/A	243	N/A	N/A
Real estate sales	N/A	3,303	N/A	N/A
Equitable relief	N/A	1,354	N/A	N/A
Total	N/A	4,900	N/A	N/A
Total	N/A	54,890	N/A	N/A
Total civil	N/A	100,097	N/A	N/A
Grand total	N/A	100,097	N/A	N/A

Boldface headings indicate the classifications used by the NCSP.
N/A = This case type is handled by the court, but the data are unavailable.

^dCase definition or unit of count:

A civil case is counted with the filing of a petition or complaint.

Source: Chief Administrative Justice, Annual Report--Office of the Chief Administrative Justice of the Trial Court, 1978 (Boston, Massachusetts: 1978). Statistics are from the annual report except that totals have been computed where necessary.

MASSACHUSETTS DISTRICT COURT
Court of limited jurisdiction
69 divisions, 155 justices
July 1, 1977 to June 30, 1978

	Beginning pending	Filed	Disposed	End pending
Civil^d:				
Small claims	N/A	104,483	69,600	N/A
Other civil:				
Civil business	N/A	65,571	39,077	N/A
Total civil	N/A	170,054	108,677	N/A
Criminal^d:				
Misdemeanor:				
Criminal complaints (except motor vehicle) ^j	N/A	181,839 ^j	N/A	N/A
Appeals:				
Appeals to Jury Sessions	N/A	18,995	N/A	N/A
Total criminal	N/A	200,834 ^j	N/A	N/A
Traffic:				
DWI/DUI	N/A	(j)	N/A	N/A
Parking	N/A	N/A	N/A	N/A
Other traffic violation	N/A	549,843 ^j	N/A	N/A
Total traffic	N/A	549,843 ^j	N/A	N/A
Juvenile:				
Criminal-type offense:				
Complaints	N/A	37,371	30,208	N/A
Status offense:				
Child in need of services	N/A	1,369	2,271	N/A
Non-offense:				
Care and protection	N/A	964	534	N/A
Total juvenile	N/A	39,704	33,013	N/A
Grand total	N/A	960,435ⁱ	141,690ⁱ	N/A

Boldface headings indicate the classifications used by the NCSP.

N/A = This case type is handled by the court, but the data are unavailable, or not in a useable form.

^dCase definition or unit of count:

A civil case is counted with the filing of a petition or complaint.
The criminal case unit of count is the number of complaints.

ⁱData are not complete:

Total traffic filed figure does not include DWI/DUI, parking, or operating so as to endanger cases as reported in the 1977 Annual Report.
Grand total filed figure does not include parking cases.
Grand total disposed figure does not include criminal or traffic data.

^jExplanation of data included in the category:

Criminal complaints include some felony cases. A maximum 5-year sentence may be given in these felony cases.
Total criminal and misdemeanor filed cases include DWI/DUI and operating so as to endanger cases in the other traffic violation category.

Source: Chief Administrative Justice, Annual Report--The Office of the Chief Administrative Justice of the Trial Court, 1978 (Boston, Massachusetts: 1978). Statistics are from the annual report except that totals have been computed where necessary.

MASSACHUSETTS LAND COURT
Court of limited jurisdiction
1 court
July 1, 1977 to June 30, 1978

	Beginning pending	Filed	Disposed	End pending
Civil^d:				
Real property rights:				
Land registration and land confirmation	1,541	287 ^k	337 ^k	1,491
Subsequent petitions of land registration	72	1,838	1,858	52
Tax liens	3,338	1,551	1,090	3,799
Equity and miscellaneous	7,616	4,889	4,462	8,043
Total	12,567	8,565	7,747	13,385
Total civil	12,567	8,565	7,747	13,385
Grand total	12,567	8,565	7,747^k	13,385

Boldface headings indicate the classifications used by the NCSP.

^dCase definition or unit of count:

A civil case is counted with the filing of a petition or complaint.

^kAdditional information:

There were 27 land confirmations filed and 33 disposed. The remainder of the land registration and land confirmation cases were land registrations.

During the court year, 272 decree plans were made and 544 subdivisions were handled by the court in addition to the data reported on this profile.

Source: Chief Administrative Justice, Annual Report--The Office of the Chief Administrative Justice of the Trial Court, 1979 (Boston, Massachusetts: 1979). Statistics are from the annual report except that totals have been computed where necessary, and corrections were made during the data verification process.

MASSACHUSETTS JUVENILE COURT
Court of limited jurisdiction
4 courts^b, 4 full-time and 2 part-time judges
July 1, 1977 to June 30, 1978

	Beginning pending	Filed	Disposed	End pending
Criminal^d:				
Misdemeanor:				
Adult	N/A	28	N/A	N/A
Total criminal	N/A	28	N/A	N/A
Juvenile^d:				
Criminal-type offense:				
Juvenile criminal	N/A	82	N/A	N/A
Delinquent	N/A	11,505	N/A	N/A
Appellate--delinquency	N/A	150	N/A	N/A
Total	N/A	11,737	N/A	N/A
Status offenses:				
Child in need of services	N/A	1,298	N/A	N/A
Appellate--child in need of services	N/A	2	N/A	N/A
Total	N/A	1,300	N/A	N/A
Non-offense:				
Children in need of care and protection	N/A	348 ^k	N/A	N/A
Appellate--care and protection	N/A	20	N/A	N/A
Total	N/A	368	N/A	N/A
Total juvenile	N/A	13,405	N/A	N/A
Grand total^k	N/A	13,433	N/A	N/A

Boldface headings indicate the classifications used by the NCSP.

N/A = This case type is handled by the court, but the data are unavailable.

^bParticular court or reporting system information:

The four courts are located in Boston, Bristol, Springfield, and Worcester. The appellate division is located in Boston.

^dCase definition or unit of count:

The criminal and juvenile case unit of count is the number of complaints.

^kAdditional information:

In the course of conducting the business of the court, 52,122 judicial determinations were made.

The 348 complaints for children in need of care and protection represent 612 children.

Source: Chief Administrative Justice, Annual Report--The Office of the Chief Administrative Justice of the Trial Court, 1978 (Boston, Massachusetts: 1978). Statistics are from the annual report except that totals have been computed where necessary.

MASSACHUSETTS HOUSING COURT
Court of limited jurisdiction
2 courts^b, 2 judges
July 1, 1977 to June 30, 1978

	Beginning pending	Filed	Disposed	End pending
Civil^d:				
Small claims	N/A	4,222	N/A	N/A
Real property rights:				
Civil	N/A	2,273	N/A	N/A
Summary process	N/A	9,906	N/A	N/A
Total	N/A	12,179	N/A	N/A
Total civil	N/A	16,401	N/A	N/A
Criminal^d:				
Misdemeanor:				
Criminal	N/A	8,139	N/A	N/A
Total criminal	N/A	8,139	N/A	N/A
Grand total	N/A	24,540	N/A	N/A

Boldface headings indicate the classifications used by the NCSP.

N/A = This case type is handled by the court, but the data are unavailable.

^bParticular court or reporting system information:

The two courts are in Boston and Hampden County.

^dCase definition or unit of count:

A civil case is counted with the filing of a petition or complaint.

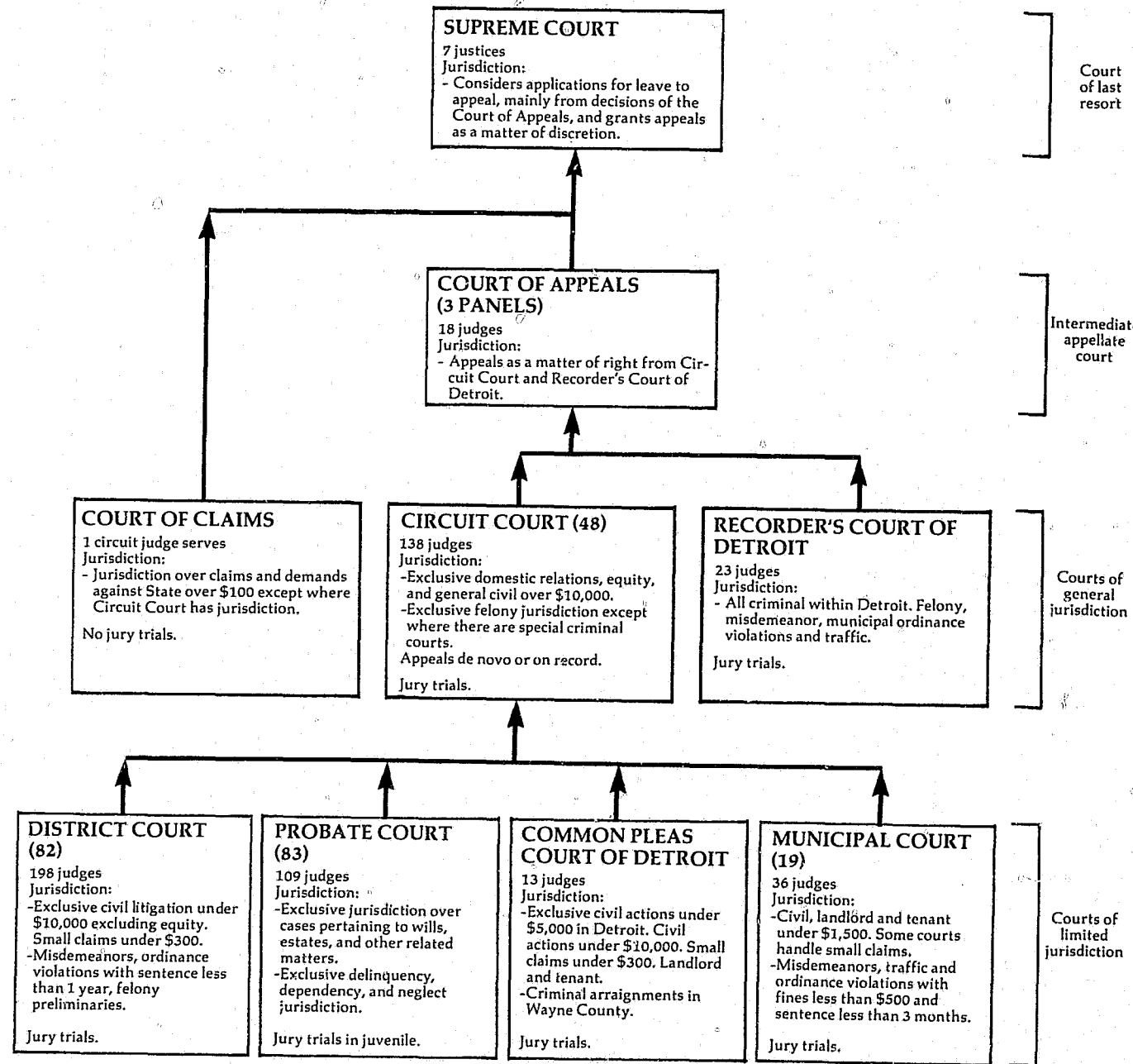
The criminal case unit of count is the number of complaints.

Source: Chief Administrative Justice, Annual Report--The Office of the Chief Administrative Justice of the Trial Court, 1979 (Boston, Massachusetts: 1979). Statistics are from the annual report except that totals have been computed where necessary.

BOSTON MUNICIPAL COURT, MASSACHUSETTS
Court of limited jurisdiction
1 court, 10 judges
July 1, 1977 to June 30, 1978

No data are available for cases handled in the Boston Municipal Court in 1978.

MICHIGAN COURT SYSTEM, 1978



↑ Indicates route of appeal.

MICHIGAN SUPREME COURT Court of last resort 7 justices July 1, 1977 to June 30, 1978

	Beginning pending	Filed	Disposed	End pending
Cases:				
Appeals	X	X(92) ^e	X	X
Total appeals	X	X(92) ^e	X	X
Other cases:				
Original proceedings:	X	X	X	X
Requests to appeal:				
Applications	X	X	1,230(92) ^e	X
Total other cases	X	X	X	X
Total cases	697^f	1,636(92)^e	1,487(92)^e	850
Manner of disposition		Disposition of cases		
Written opinion	96	Dismissed or withdrawn	31	
Order without opinion	130	Cases granted	92	
		Denial of leave to appeal	1,230	

Boldface headings indicate the classifications used by the NCSP.
X = The data for this case type are known to be included in the total but were not available by category.
-- = Not applicable.

^eCases not included in the total to avoid double counting: Requests to appeal granted are not counted as disposed until the appeal is disposed; a filing is not counted for the appeal. These granted requests to appeal are the numbers appearing in parentheses.
^fBeginning pending figure for the 1978 court year does not equal the end pending figure for the 1976 court year: This reflects the change from the calendar to the fiscal year for reporting data.

Source: State Court Administrator, *Annual Report 1978-79* (Lansing, Michigan: 1979). Statistics are from the annual report except that totals have been computed where necessary.

MICHIGAN COURT OF APPEALS Intermediate appellate court 3 panels, 18 judges January 1, 1977 to December 31, 1978

	Beginning pending	Filed	Disposed	End pending
Cases:				
Appeals:				
Claim of appeal	N/A	3,703	X	N/A
Total appeals	N/A	3,703	X	N/A
Other cases:				
Original proceedings:	N/A	X	X	N/A
Requests to appeal:	N/A	X	X	N/A
Total other cases	N/A	1,545	X	N/A
Total cases	N/A	5,248	4,937	N/A
Manner of disposition				
Written opinion	2,550 ^m			
Order	2,387			

Boldface headings indicate the classifications used by the NCSP.
N/A = This case type is handled by the court but the data are unavailable.
X = The data for this case type are known to be included in the total, but were not available by category.

^mCategories for disposition type or trial data:
The number of written opinions includes per curiam and memorandum opinions.

Source: State Court Administrator, *Annual Report 1978-79* (Lansing, Michigan: 1979). Report contains calendar year data for Court of Appeals. Statistics are from the annual report except that totals have been computed where necessary.

MICHIGAN CIRCUIT COURT¹
 Court of general jurisdiction
 48 circuits, 138 judges
 July 1, 1977 to June 30, 1978

	Beginning pending	Filed	Disposed	End pending
Civil^d:				
Tort:				
Auto tort:				
Auto negligence	5,253 ^{fi}	4,187 ¹	4,184 ¹	5,256 ¹
Product liability tort	350 ¹	289 ¹	231 ¹	408 ¹
Other tort	1,975 ¹	2,182 ¹	2,054 ¹	2,103 ¹
Total	7,578 ¹	6,658 ¹	6,469 ¹	7,767 ¹
Domestic relations:				
Marriage dissolution:				
Divorce	25,741 ^{fi}	64,196 ¹	62,279 ¹	27,658 ¹
Support/custody:				
URES/ support	2,933 ¹	18,154 ¹	18,074 ¹	3,013 ¹
Other domestic relations:				
Paternity	2,477 ¹	7,982 ¹	7,798 ¹	2,661 ¹
Total	31,151 ¹	90,332 ¹	88,151 ¹	33,332 ¹
Appeal:				
Appeal of administrative agency case:				
Labor relations	94 ¹	106 ¹	112 ¹	88 ¹
Appeal of trial court case:				
Appeal from District court	415 ¹	560 ¹	408 ¹	567 ¹
Total	509 ¹	666 ¹	520 ¹	655 ¹
Other civil:				
Other general civil	12,711 ^{fi}	17,383 ¹	17,539 ¹	12,555 ¹
Total civil	51,949 ^{fi}	115,039 ¹	112,679 ¹	54,309 ¹
Criminal^d:				
Felony:				
Criminal ^j	7,927 ^{fi}	17,384 ¹	18,817 ¹	6,494 ¹
Appeal:				
Appeal from District Court	271 ^{fi}	360 ¹	277 ¹	354 ¹
Total criminal	8,198 ^{fi}	17,744 ¹	19,094 ¹	6,848 ¹
Grand total	60,147 ^{fi}	198,943 ¹	197,029 ¹	61,157 ¹

	Trial ^d			Criminal dispositions ¹			
	Jury	Non-jury	Total	Felony	Appeal	Total	
Civil:							
Tort	314	98	412	Guilty pleas	9,027	5	9,032
Domestic relations ..	66	2,156	2,222	Dismissals	2,976	92	3,068
Appeal	0	14	14	Remands to lower court	945	99	1,044
Other civil	195	685	880	No progress	0	1	1
Total	575	2,953	3,528	Bench warrant	870	0	870
Criminal:							
Felony	1,255	263	1,518	Other judicial dispositions	3,367	73	3,440
Appeal	1	6	7	Non-service	114	0	114
Total	1,256	269	1,525				
Grand Total	1,831	3,222	5,053				

	Civil dispositions ¹							Total		
	Auto tort	Product liability tort	Other tort	Marriage dissolution	Support/custody	Other domestic relations	Trial court appeal			
Dismissals	1,844	91	849	5,451	4,035	1,434	36	145	4,302	18,187
Remands to lower court	61	8	42	170	13	0	1	75	150	520
No progress	144	6	127	3,616	527	170	20	27	1,200	5,837
Bench warrant	0	0	0	558	249	149	0	0	15	971
Other judicial dispositions	782	38	389	38,880	9,759	3,929	20	150	7,163	61,110
Non-service	1,071	71	534	11,600	3,463	1,926	32	0	3,829	22,526

	Time interval ¹ (average months)		Age of pending cases ¹ (6/30/78)	
	Jury	Non-jury	Cases pending more than two years:	Civil:
Civil:				
Auto tort	31.9	21.8	Tort	1,199
Product liability tort	23.6	28.5	Domestic relations	1,001
Other tort	30.4	27.1	Appeal	50
Marriage dissolution (hearings)	---	12.5	Other civil	2,121
Support/custody	---	3.3	Total	4,371
Other domestic relations	20.8	18.5	Criminal:	
Appeal of administrative agency case	---	0.9	Felony	0
Other civil	30.0	14.6	Appeal	0
Criminal	8.5	8.5	Total	0
			Grand total	4,371

(continued on next page)

Michigan Circuit Court (continued)

Boldface headings indicate the classifications used by the NCSP.
 -- = Not applicable.

^dCase definition or unit of court:
 A civil case is counted with the filing of a petition or complaint.
 The criminal case unit of count is the number of defendants on the information, indictment, or complaint.
 A jury trial is counted when the jury is sworn.
 A non-jury trial is counted when the first witness is sworn.
^eBeginning pending figure for the 1978 court year does not equal the end pending figure for the 1977 court year.
 No data from seven counties noted below were available for inclusion in the pending figures. Figures are as given in the annual report.
^fChange in pending does not equal the difference between filings and dispositions:
 Data from six counties noted below are include in the filing and disposition total figures, but are not included in the pending totals, causing the imbalance.
^gData are not complete:
 Only grand total filed and disposed figures were available for the following counties: Clinton, Hillsdale, Livingston, Oakland, Osceola, and Wayne. These counties reported 66,160 cases filed and 65,256 cases disposed. There were no data available for Jackson County.
^jExplanation of data included in the category:
 Criminal includes some high misdemeanors that are punishable by more than 1 year in prison.

Source: State Court Administrator, Annual Report 1977-78 (Lansing, Michigan: 1978). Statistics are from the annual report except that totals have been computed where necessary.

MICHIGAN COURT OF CLAIMS^a
 Court of general jurisdiction
 1 circuit judge serves
 July 1, 1977 to June 30, 1978

	Beginning pending	Filed	Disposed	End pending
Civil^d:				
Appeal:				
Administrative:				
Cases	474	465 ^k	348	591
Appeals ^j	363	30	244	149
Total	837	495	592	740
Total civil	837	495	592	740
Grand total	837	495	592	740

Civil dispositions

Cases:	
Settled	6
Consent judgment	162
Dismissed on motion	68
Dismissed on stipulation	63
Judgment for plaintiff	15
Judgment for defendant	14
Discontinued	12
Dismissed by court	0
Cancel-duplicate	0
Withdrawn	6
Appeals:	
Allowed	123
Denied	117
Withdrawn	0
Dismissed	1
Returned to VVERS	3

Boldface headings indicate the classifications used by the NCSP.

^aCourt jurisdiction:
 Data for this court are included with the general jurisdiction courts since circuit judges serve. Effective January 1, 1979, the jurisdiction of the Court of Claims will be assigned to the 30th Judicial Circuit.

^dCase definition or unit of count:
 A civil case is counted with the filing of a petition or complaint.

^jExplanation of data included in the category:
 Appeals are appeals under the Vietnam Era Bonus Section Act.

^kAdditional information:
 Cases filed includes 8 cases remanded from appellate courts.

Source: State Court Administrator, Annual Report 1977-78 (Lansing, Michigan: 1978). Statistics are from the annual report except that totals have been computed where necessary, and corrections were made by the office of the state court administrator during data verification.

RECORDER'S COURT OF DETROIT, MICHIGAN
 Court of general jurisdiction
 1 court, 23 judges
 January 1, 1978 to December 31, 1978

There were no data available for cases handled in the Recorder's Court of Detroit for the 1978 court year.

MICHIGAN DISTRICT COURT¹
Court of limited jurisdiction
82 courts, 198 judges
July 1, 1977 to June 30, 1978

Table with 5 columns: Beginning pending, Filed, Disposed, End pending. Rows include Civil (Law, Small claims, Real property rights), Criminal (Ordinance violation, Other criminal), and Traffic (Parking, State and ordinance parking, Other traffic violation).

Trial^d

Table with 3 columns: Jury, Non-jury, Total. Rows include Civil (Law, Small claims, Real property rights) and Criminal (Ordinance violation, Other criminal).

Civil dispositions^d

Table with 4 columns: Law, Small claims, Real property rights, Total. Rows include Dismissals, Bench warrants, No progress, Other judicial dispositions, Non-service.

Criminal dispositions^d

Table with 4 columns: Ordinance violation, Other criminal, Total. Rows include Guilty pleas, Dismissals, Magistrate, Traffic bureau, Bench warrants, Preliminary exam waived, Preliminary exam conducted, Other judicial dispositions, Non-service.

Traffic dispositions^d

Table with 3 columns: Parking, Other traffic violation, Total. Rows include Guilty pleas, Dismissals, Preliminary exam waived, Preliminary exam conducted, Bench warrants, Other judicial dispositions, Magistrate, Traffic Bureau, Non-service, No progress.

Age of pending cases^d

Table with 2 columns: Law, Small claims, Real property rights. Rows include Civil cases pending over one year.

Boldface headings indicate the classifications used by the NCSP.
-- = Not applicable.

^dCase definition or unit of count:

A civil case is counted with the filing of a petition or complaint.
The criminal case unit of count is the number of defendants on the information, indictment, or complaint.
A jury trial is counted when the jury is sworn.
A non-jury trial is counted when the first witness is sworn.

^eBeginning pending figure for 1978 court year does not equal the end pending figure for the 1977 court year.

Pending figures do not include data from nine jurisdictions noted below. All figures are as given in the annual report.

^fChange in pending does not equal the difference between filings and dispositions:

Filing and disposition totals include data from nine jurisdictions noted below not included in the pending totals. Figures are as given in the annual report.

^gData are not complete:

Only grand total filed and disposed figures were given for the courts in Ann Arbor, Birmingham, Lapeer County, Kalamazoo, Livonia, Muskegon County, St. Joseph's County, South Haven, and Southfield. These jurisdictions reported a total of 216,347 filings and 228,446 dispositions, included in the grand totals reported.

Source: State Court Administrator, Annual Report 1977-78 (Lansing, Michigan: 1978). Statistics are from the annual report except that totals have been computed where necessary.

MICHIGAN MUNICIPAL COURT
Court of limited jurisdiction
19 courts, 36 judges
July 1, 1977 to June 30, 1978

Table with 5 columns: Beginning pending, Filed, Disposed, End pending. Rows include Civil (Law, Civil, Small claims, Real property rights), Criminal (Ordinance violation, Other criminal), and Traffic (Parking, State and ordinance parking, Other traffic violation).

Trial^d

Table with 3 columns: Jury, Non-jury, Total. Rows include Civil (Law, Small claims, Real property rights) and Criminal (Ordinance violation, Other criminal).

Criminal dispositions

Table with 4 columns: Ordinance violation, Other criminal, Total. Rows include Guilty pleas, Dismissals, Bench warrants, Preliminary exam waived, Preliminary exam conducted, No progress, Other judicial dispositions, Traffic bureau, Magistrate, Non-service.

Civil dispositions

Table with 4 columns: Law, Small claims, Real property rights, Total. Rows include Dismissals, Bench warrants, No progress, Other judicial dispositions, Non-service, Magistrates.

Traffic dispositions

Table with 3 columns: Parking, Other traffic violation, Total. Rows include Guilty pleas, Dismissals, Preliminary exam waived, Preliminary exam conducted, Bench warrants, No progress, Other judicial dispositions, Magistrate, Traffic bureau, Non-service.

Age of pending cases

Table with 2 columns: Law, Small claims, Real property rights. Rows include Civil cases pending over one year.

Boldface headings indicate the classifications used by the NCSP.

^dCase definition or unit of count:

A civil case is counted with the filing of a petition or complaint.
The criminal case unit of count is the number of defendants on the information, indictment, or complaint.
A jury trial is counted when the jury is sworn.
A non-jury trial is counted when the first witness is sworn.

^eBeginning pending figure for 1978 court year does not equal the end pending figure for the 1977 court year.
Figures are as given in the annual report.

Source: State Court Administrator, Annual Report 1977-78 (Lansing, Michigan: 1978). Statistics are from the annual report except that totals have been computed where necessary.

MICHIGAN PROBATE COURT¹
 Court of limited jurisdiction
 83 courts, 109 judges
 July 1, 1977 to June 30, 1978

	Beginning pending	Filed	Disposed	End pending
Civil^d:				
Real property rights:				
Condemnation	19 ⁱ	25 ⁱ	26 ⁱ	158 ⁱ
Domestic relations:				
Marriage dissolution:				
Marriages	0 ⁱ	546 ⁱ	539 ⁱ	08 ⁱ
Other domestic relations:				
Paternity	0 ⁱ	5,678 ⁱ	4,325 ⁱ	18 ⁱ
Total	0 ⁱ	6,224 ⁱ	4,864 ⁱ	18 ⁱ
Estate	N/A ⁱ	N/A ⁱ	N/A ⁱ	N/A
Mental health:				
Mental illness	1,091 ⁱ	4,183 ⁱ	4,207 ^{hi}	1,067 ^{hi}
Mental handicapped/retarded	391 ⁱ	674 ⁱ	757 ^{hi}	308 ^{hi}
Total	1,482 ⁱ	4,857 ⁱ	4,964 ^{hi}	1,375 ^{hi}
Other civil:				
Name change	42 ⁱ	1,407 ⁱ	1,390 ⁱ	488 ⁱ
Miscellaneous	225 ⁱ	5,527 ⁱ	2,960 ⁱ	818 ⁱ
Total	267 ⁱ	6,934 ⁱ	4,350 ⁱ	1298 ⁱ
Total civil	1,768ⁱ	18,040ⁱ	14,204ⁱ	1,5208ⁱ
Juvenile:				
Criminal-type offense:				
Part I offenses	N/A	8,097 ^{ij}	N/A	N/A
Part II offenses	N/A	4,550 ^{ij}	N/A	N/A
Total	N/A	12,647 ^{ij}	N/A	N/A
Status offense	N/A	4,201 ^{ij}	N/A	N/A
Non-offense:				
Neglect	N/A	3,824 ^{ij}	N/A	N/A
Other juvenile:				
Other	N/A	3,743 ^{ij}	N/A	N/A
Total juvenile	N/A	24,415^{ij}	N/A	N/A
Grand total	1,768ⁱ	42,455ⁱ	14,204ⁱ	1,520ⁱ

Boldface headings indicate the classifications used by the NCSP.
 N/A = This case type is handled by the court, but the data are unavailable.

^dCase definition or unit of count:
 A civil case is counted with the filing of a petition or complaint.
^eChange in pending does not equal the difference between filings and dispositions:
 Figures are as given in the annual report.

^hFigure was computed:
 Disposition data for mental health cases were computed from pending and filing data given in the annual report. Although the annual report says no mental health cases were completely disposed of, these computed figures may be interpreted as the number of cases which went from an active to an inactive status during the year.

ⁱData are not complete:
 Data reported do not include any estate cases.
 Grand total pending and disposed figures do not contain any estate or juvenile data.
 Incomplete data were available from the courts located in Charlevoix, Genesee, Luce, Marquette, Wayne, and Wexford. Data from all other locations were complete.

^jExplanation of data included in the category:
 Juvenile cases classed as "not coded" were not included in the above counts of filings since they represent cases in which petitions were accepted, but were not adjudicated.

Source: State Court Administrator, Annual Report 1977-78 (Lansing, Michigan: 1978). Statistics are from the annual report except that totals have been computed where necessary.

COMMON PLEAS COURT OF DETROIT, MICHIGAN^a
 Court of limited jurisdiction
 1 court, 13 judges
 July 1, 1977 to June 30, 1978

	Beginning pending	Filed	Disposed	End pending
Civil^d:				
Law:				
Civil	0	2,045	1,618	427
Small claims	229	37,759	36,131	1,857
Real property rights:				
Summary proceedings	7,145	128,840	118,208	17,777
Total civil	7,374^f	168,644	155,957	20,061
Criminal^d:				
Ordinance violation:				
Non-traffic	6,916	89,036	80,459	15,493
Total criminal	6,916	89,036	80,459	15,493
Grand total	14,290^f	257,680	236,416	35,554

Civil:	Trial ^d			Civil dispositions			Real property rights	
	Jury	Non-jury	Total	Dismissal	Law	Small claims	Real property rights	Total
Law	0	201	201	179	7,731	12,398	20,308	
Small claims	66	5,539	5,605	543	4,198	36,179	50,920	
Real property rights	321	6,871	7,192					
Total	387	12,611	12,998					
Criminal	255	1,131	1,386					
Grand Total	642	13,742	14,384					
				Criminal dispositions				
				Dismissal	Ordinance violation			
				Non-service	4,488			
					31,438			

Boldface headings indicate the classifications used by the NCSP.
 X = The data for this case type are known to be included in the total but were not available by category.

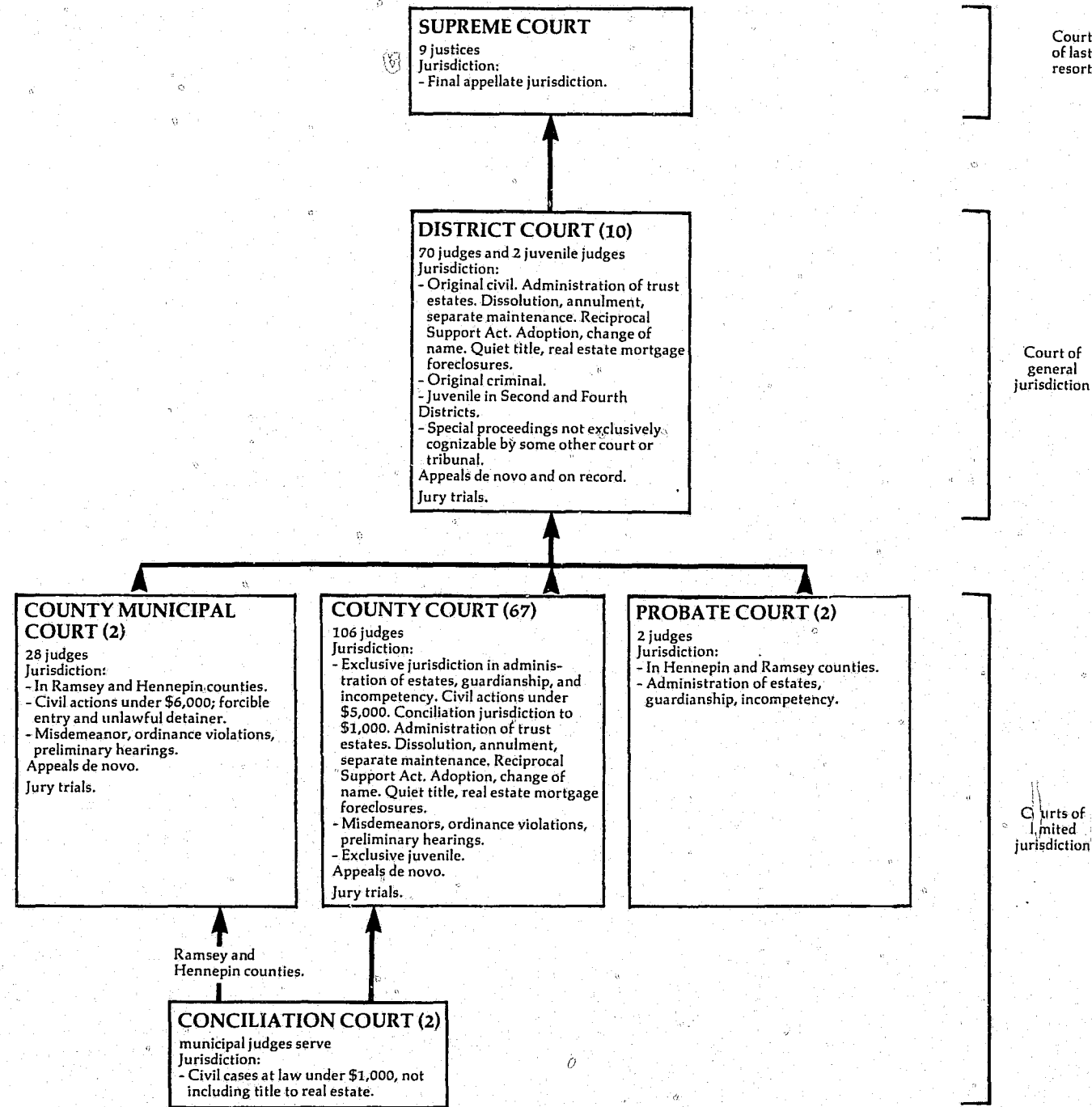
^aCourt jurisdiction:
 Law and small claims cases are handled by the Civil Division.
 Real property rights cases are handled by the Landlord-tenant Division.

^dCase definition or unit of count:
 A civil case is counted with the filing of a petition or complaint.
 A jury trial is counted when the jury is sworn.
 A non-jury trial is counted when the first witness is sworn.

^fBeginning pending figure for the 1978 court year does not equal the end pending figure for the 1977 court year:
 Figures are as given in the annual report.

Source: State Court Administrator, Annual Report 1977-78 (Lansing, Michigan: 1978). Statistics are from the annual report except that totals have been computed where necessary.

MINNESOTA COURT SYSTEM, 1978



↑ Indicates route of appeal.

MINNESOTA SUPREME COURT Court of last resort 9 Justices January 1, 1978 to December 31, 1978

	Beginning pending	Filed	Disposed	End pending
Cases:				
Appeals:				
Civil	2	609	370	241
Criminal	2	235	121	116
Appeal of administrative agency case:				
Worker's compensation	0	0 (1) ^e	1	0
Tax court	0	0 (0) ^e	0	0
Economic security	0	0 (0) ^e	0	0
Total	0	0 (1) ^e	1	0
Total appeals	4	844 (1)^e	492	357
Other cases:				
Original proceedings:				
Mandamus	0	19	17	2
Prohibition	0	70	63	7
Miscellaneous ^j	0	38	23	138
Total	0	127	103	228
Requests to appeal:				
Certiorari--worker's compensation	0	93	54 (1) ^e	38
Certiorari--tax court	0	15	10 (0) ^e	5
Certiorari--economic security	1	38	29 (0) ^e	9
Total	1	146	93 (1) ^e	52
Total other cases	1	273	196 (1)^e	748
Total cases	5	1,117 (1)^e	688 (1)^e	4318
Other Proceedings:				
Rehearing requests:				
Petitions for review	0	85	82	3
Total other proceedings	0	85	82	3

	Manner of disposition			Status of pending cases (12/31/78)		
	Signed opinions	Per curiam	Total	Prior to hearing	Following hearing	
Appeals:						
Civil	53	11	64	122	119	
Criminal	17	13	30	91	25	
Appeals and requests to appeal:				213	144	
Agency:						
Worker's compensation	11	8	19	1	1	
Tax court	2	0	2	5	2	
Economic security	0	1	1	7	6	
Total	13	9	22	13	9	
Original proceedings:						
Mandamus	0	0	0	4	34	
Prohibition	6	1	7	2	3	
Miscellaneous	3	2	5	0	9	
Total	9	3	12	6	46	
Grand total	92	36	128	232	199	
Other proceedings	3	0	3			

	Disposition of cases (Without an opinion)									
	Summary affirmance	Dismissal	Summary reversal	Grant	Denial	Remand	Withdrawal	Consolidation	Order issued	
Appeals:										
Civil	28	219	0	0	0	0	0	44	0	
Criminal	2	70	0	0	0	9	1	9	0	
Total	30	289	0	0	0	9	1	53	0	
Original proceedings:										
Mandamus	0	0	0	2	15	0	0	0	0	
Prohibition	0	4	1	8	43	0	0	0	0	
Miscellaneous ^j	0	1	0	4	11	0	0	0	0	
Total	0	5	1	14	69	0	0	0	0	
Requests to appeal:										
Worker's compensation	4	18	0	1	1	7	0	3	1	
Tax court	1	6	0	0	0	1	0	0	0	
Economic security	4	17	0	0	0	3	0	2	1	
Total	9	31	0	1	1	11	0	5	2	
Total	39	325	1	15	70	20	1	58	2	
Rehearing request	0	5	0	8	66	0	0	0	0	

Boldface headings indicate the classifications used by the NCSP.

^cJudge information:

This court is also served by one commissioner and three assistants.

^dData not included in the total to avoid double counting:

Requests to appeal granted are not counted as disposed cases until the resulting appeal is disposed; neither is the filing of the resulting appeal counted. These granted requests to appeal are the numbers appearing in parentheses.

(continued on next page)

Change in pending does not equal the difference between filings and dispositions:

Two of the miscellaneous matters filed were actually notices that required no further action. Figures are as given in the unpublished data.

Explanation of data included in the category:

Miscellaneous cases include petitions for permission to appeal, disciplinary proceedings, petitions to review bar exams, administrative hearings, etc.
 Certiorari--economic security cases concern unemployment compensation.

Source: Unpublished data supplied by the Office of the State Court Administrator. Statistics are from the unpublished data except that totals have been computed where necessary.

MINNESOTA DISTRICT COURT
 Court of general jurisdiction
 10 districts, 70 judges and 2 juvenile judges
 January 1, 1978 to December 31, 1978

	Beginning pending	Filed	Disposed	End pending
Civil^d:				
Other civil:				
Jury demand cases	5,575	5,825	6,807	4,595E
Court cases	3,125	10,636	10,789	2,971E
Total	8,700	16,461	17,594	7,566E
Total civil	8,700	16,461	17,594	7,566E
Criminal^d:				
Total criminal^j	2,240	10,678	10,487	2,433E
Juvenile:				
Total juvenile	N/A	N/A	N/A	N/A
Grand totalⁱ	10,940ⁱ	27,139ⁱ	28,081ⁱ	9,999Eⁱ

	Trial ^d			Civil dispositions		
	Jury	Non-jury	Total	Jury demand	Court	Total
Civil	959	6,740	7,699	Settled during trial	1,028	631
Criminal	473	290	763	Settled, stricken, or dismissed	4,820	3,416
Total	1,432	7,030	8,462			8,236

Criminal dispositions

Guilty pleas	7,252
Dismissed	2,472

Boldface headings indicate the classifications used by the NCSP.
 N/A = This case type is handled by the court, but the data are unavailable.

^dCase definition or unit of count:
 A civil case is counted at the note of issue. If a jury demand is made after the filing on the court calendar, the case is counted as a disposition on the court calendar and a new filing is counted for jury cases.
 The criminal case unit of count is not consistent statewide. The reporting instructions ask that the criminal unit of count be the number of defendants on the information, indictment, or complaint.
 A jury trial is counted if tried to verdict.
 A non-jury trial is counted if tried to completion (decision).

^eChange in pending does not equal the difference between filings and dispositions:
 Figures are as given in the annual report.

ⁱData are not complete:

Grand total figures do not include juvenile.

Explanation of data included in the category:

Total criminal includes felony, misdemeanor, and appeal cases as criminal cases.

Source: Unpublished data supplied by the Office of the State Court Administrator. Statistics are from the unpublished data except that totals have been computed where necessary.

MINNESOTA COUNTY COURT
 Court of limited jurisdiction
 67 districts, 106 judges
 January 1, 1978 to December 31, 1978

	Beginning pending	Filed	Disposed	End pending
Civil^d:				
Law:				
Court	4,471 ^f	8,492	X	4,765
Jury	710 ^f	522	X	784
Total	5,181^f	9,014	8,649	5,549E
Small claims:				
Conciliation Court	6,762 ^f	36,047	36,889	7,308E
Domestic relations:				
Marriage dissolution:				
Divorce, annulment, separate maintenance	X	X	6,683	X
Support/custody:				
Reciprocal enforcement of support	X	X	3,376	X
Other domestic relations:				
Other family civil	X	X	1,529	X
Total	X	X	11,588	X
Estate:				
Probate/wills/intestate:				
Decedent estate	17,401 ^f	5,581	5,466	17,562E
Guardianship/conservatorship/trusteeship:				
Guardianship	X	X	1,312	X
Trust estate	X	X	22	X
Total	X	X	1,334	X
Other estate:				
Other probate	X	X	178	X
Total	X	X	6,978	X
Mental health:				
Commitments	X	X	761	X
Incompetency	X	X	775	X
Total	X	X	1,536	X
Total civil	X	X	65,640	X
Criminal^d:				
Misdemeanor:				
Other criminal	15,323 ^f	33,336	30,204	19,117E
Ordinance violation:				
Justice of the peace	1,396 ^f	1,335	2,349	1,268E
Other criminal:				
Other family criminal	X	X	796	X
Total criminal	16,719^f	34,671^f	33,349	20,383ⁱ
Traffic:				
Other traffic violation:				
Traffic	21,926 ^f	126,864	116,819	33,013E
Traffic Violation Bureau	93,034 ^f	385,100	371,060	108,292E
Juvenile traffic	X	X	30,927	X
Total	X	X	518,806	X
Total traffic	X	X	518,806	X
Juvenile:				
Criminal-type offender:				
Delinquency	X	X	13,126	X
Non-offense:				
Dependency and neglect	X	X	1,797	X
Other juvenile:				
Other	X	X	876	X
Total juvenile	X	X	15,799	X
Grand total	194,494^f	652,718	633,594	228,310E

(continued on next page)

Minnesota County Court (continued)

Trial ^{dm}			Civil dispositions			
Civil:	Jury	Non-jury	Total	Settled	Default	Other
Law	169	2,344	2,513	1,141	--	4,995
Small claims	--	18,551	18,551	4,326	--	14,012
Domestic relations^m:						
Marriage dissolution ..	--	816	816	--	5,217	650
Support/custody	--	1,519	1,519	--	830	1,027
Other domestic relations	--	189	189	--	1,231	109
Total	--	2,524	2,524	--	7,278	1,786
Mental health^m:						
Commitments	--	356	356	--	210	195
Total civil	169	23,775	23,944			
Criminal (misdemeanor) ...	218	2,179	2,397			
Traffic	356	5,643	5,979			
Grand total	723	31,597	32,320			
Criminal (misdemeanor) dispositions						
Guilty plea			17,489			
At preliminary hearing			3,556			
Dismissed, settled, stricken, or default ..			6,762			
Traffic dispositions^m						
Guilty pleas						96,386
Dismissed, settled, stricken, or default						14,454
Justice of the Peace						128,897
Justice of the Peace and Traffic						
Violations Bureau						218,389

Boldface headings indicate the classifications used by the NCSP.
 X = The data for this case type are known to be included in the total but were not available by category.
 -- = Not applicable.

^dCase definition or unit of count:
 A civil case is counted at the note of issue. If a jury demand is made after the filing on the court calendar, the case is counted as a disposition on the court calendar and a new filing is counted for the jury case.
 The criminal case unit of count is not consistent statewide. The reporting instructions ask that the criminal unit of count be the number of defendants on the information, indictment, or complaint.
 A trial is counted if tried to verdict or decision.

^fBeginning pending figure for the 1978 court year does not equal the end pending figure for the 1977 court year:
 Figures are as given in the unpublished data.

^gChange in pending does not equal the difference between filings and dispositions:
 Figures are as reported in the unpublished data.

^hFigure was computed:
 Civil court and jury cases disposed were computed from pending figures and filings reported in the unpublished data.

ⁱData are not complete:
 Figures for total criminal pending and filed do not include data for "other family criminal" cases.

^mInformation on disposition type or trial data:
 The number of contested domestic relations and commitment cases are displayed as non-jury trials.
 Mental health trials and disposition type data include only contested commitment cases.
 Traffic dispositions by type do not include juvenile traffic cases.

Source: Unpublished data provided by the Office of the State Court Administrator. Statistics are from the unpublished data except that totals have been computed where necessary.

MINNESOTA COUNTY MUNICIPAL COURT
 Court of limited jurisdiction
 2 courts, 28 judges
 January 1, 1978 to December 31, 1978

	Beginning pending	Filed	Disposed	End pending
Civil^d:				
Law:				
Court	N/A	N/A	N/A	423
Jury	N/A	N/A	N/A	382
Total	N/A	N/A	N/A	805
Real property rights:				
Unlawful detainers	N/A	N/A	N/A	61
Total civil	N/A	N/A	N/A	866
Criminal^d:				
Other criminal:				
Other violations ^j	N/A	N/A	N/A	5,629
Total criminal	N/A	N/A	N/A	5,629
Traffic:				
Total traffic	N/A	N/A	N/A	7,476
Grand total	N/A	N/A	N/A	13,971

Boldface headings indicate the classifications used by the NCSP.
 N/A = This case type is handled by the court, but the data are unavailable.

^dCase definition or unit of count:
 A civil case is counted at the note of issue. If a jury demand is made after the filing on the court calendar, the case is counted as a disposition on the court calendar and a new filing is counted for jury cases.
 The criminal case unit of count is not consistent statewide. The reporting instructions ask that the criminal unit of count be the number of defendants on the information, indictment, or complaint.
^jExplanation of data included in the category:
 "Other violations" include misdemeanor, ordinances, charter provisions, and rules and regulations of any subdivision of government, including the Metropolitan Airport Commission.

Source: Unpublished data provided by the Office of the State Court Administrator. Statistics are from the unpublished data except that totals have been computed where necessary.

MINNESOTA CONCILIATION COURT
 Court of limited jurisdiction
 2 courts; municipal judges serve
 January 1, 1978 to December 31, 1978

	Beginning pending	Filed	Disposed	End pending
Civil^d:				
Small claims:				
Conciliation Court	N/A	N/A	N/A	6,455
Total civil	N/A	N/A	N/A	6,455
Grand total	N/A	N/A	N/A	6,455

Boldface headings indicate the classifications used by the NCSP.
 N/A = This case type is handled by the court but the data are unavailable.

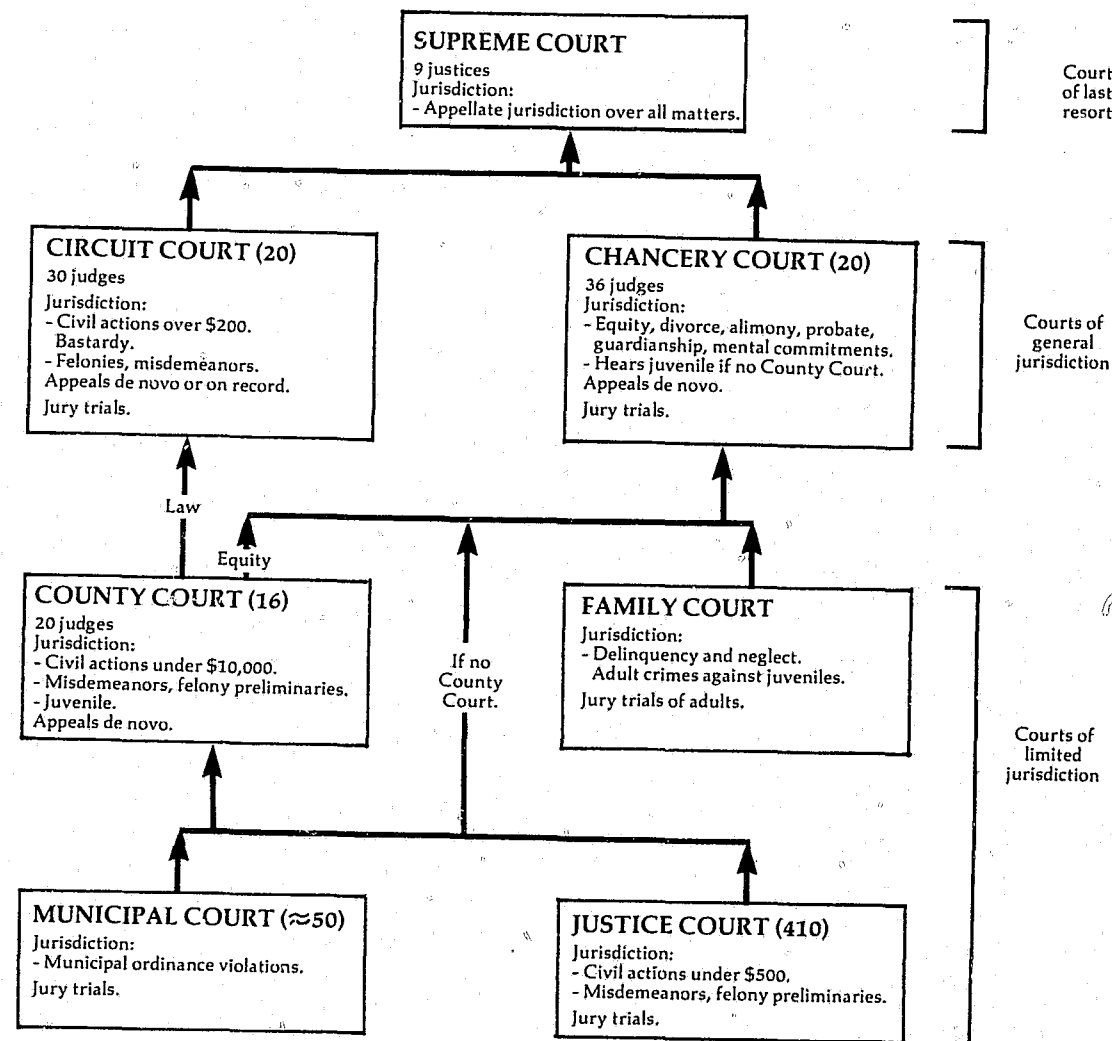
^dCase definition or unit of count:
 A civil case is counted at the note of issue.

Source: Unpublished data provided by the Office of the State Court Administrator. Statistics are from the unpublished data except that totals have been computed where necessary.

MINNESOTA PROBATE COURT
 Court of limited jurisdiction
 2 courts, 2 judges
 January 1, 1978 to December 31, 1978

There were no data available for cases handled in the Probate Court for 1978.

MISSISSIPPI COURT SYSTEM, 1978



↑ Indicates route of appeal.

MISSISSIPPI SUPREME COURT^b
Court of last resort
9^c justices
January 1, 1978 to December 31, 1978

	Beginning pending	Filed	Disposed	End pending
Cases:				
Appeals:				
Civil	X ^d	440	453 ^k	X
Criminal	X	216	203 ^k	X
Unspecified cases (dismissed)	--	--	120 ^k	--
Total appeals	553^{f1}	656	776	433^l
Other cases:				
Original proceedings:				
Other petitions	3 ^l	118 ^h	116	5
Requests to appeal				
Total other cases	3	118^h	116	5
Total cases	556^{f1}	774	892	438^l
Other proceedings:				
Rehearing requests:				
Petitions for rehearing	11 ^l	162 ^l	162	11
Other matters:				
Motions	15 ^l	363 ^h	366 ^h	12
Total other proceedings	26	525	528	23

	Manner of disposition			Total	Disposition of appeals	
	Written opinion	Per curiam	Per		Affirmed	Dismissed
Appeals on the merits	381 ^m	275	656	479	149	
Petitions for rehearing	5	157	162	27	0	
Other petitions	5	111	116	120	1	
Motions	1	485	486			
Total	392	1,028	1,420			

	Time interval (days)	
	Average	Range
Record filed to submitted	276	12-455
Submitted to decision	30	5-245
Record filed to decision	306	27-877
Judgment in lower court to decision	473	36-1,067

Boldface headings indicate the classifications used by the NCSF.
Blank space = Not enough information is known. The case category may or may not be handled by the court.
X = The data for this case type are known to be included in the total but were not available by category.
-- = Not applicable.

^bParticular court or reporting system information:
Commencing January 6, 1975, the court began sitting in 3 divisions of 3 judges each, with judges alternating among the divisions.

^cJudge information:
Between August 1, 1976 and December 31, 1978, Chancery Court and Circuit Court judges were authorized by the legislature as temporary commissioners to assist the court. The authorization was repealed by its own terms on December 31, 1978. During the time period that the authorization was in force, 28 trial judges served as temporary commissioners.

^fBeginning pending figure for the 1978 court year does not equal the end pending figure for the 1977 court year:
Beginning pending figure for appeals was based on internal audit conducted during 1978.

^hFigure was computed:
Beginning pending figure was computed from filed, disposed, and end pending data.
The filing figures were computed from disposed and pending data.
The number of motions disposed was computed by subtracting the number of dismissed appeals from the total number of motions given as disposed in the annual report.

^jExplanation of data included in the category:
Pending figures include both cases pending in the clerk's office and cases already assigned to judges.
Data for motions disposed in the manner of disposition table includes 120 unspecified appeals cases which were dismissed.

^kAdditional information:
Commissioners handled 101 of the 656 cases disposed on the merits.
Cases disposed by dismissal are included in the civil and criminal appeals filings, but a civil/criminal breakdown for cases dismissed is not available.

^lSpecial source or revision in the data:
All beginning pending figures, the end pending appeals figure, and petitions for rehearing filed figures were supplied by the clerk of the court during data verification. The beginning pending appeals figure was based on an internal audit conducted during 1978.
Beginning pending appeals figures, for other cases were taken from the 1977 annual report where they are given as end pending figures for the 1977 court year.

^mCategories for disposition type or trial data:
Of the 381 majority opinions deciding cases on the merits, 291 were published and 90 were unpublished. There were also 18 concurring or dissenting opinions written.

Source: Executive Assistant, Supreme Court, 12th Annual Statistical Report 1977 and 13th Annual Statistical Report 1978 (Jackson, Mississippi). Sources of case data are available. Statistics are from the annual reports except that totals have been computed where necessary, and corrections were made by the clerk of the court during data verification.

MISSISSIPPI CIRCUIT COURT¹
 Court of general jurisdiction
 20 circuit districts, 30 judges
 January 1, 1978 to December 31, 1978

	Beginning pending	Filed	Disposed	End pending
Civil^d:				
Total civil	N/A	13,764 ¹	N/A	N/A
Criminal^d:				
Total criminal	N/A	8,082 ¹	N/A	N/A
Grand total	N/A	21,846 ¹	N/A	N/A

Boldface headings indicate the classifications used by the NCSP.
 N/A = This case type is handled by the court but the data are unavailable.

^dCase definition or unit of count:
 A civil case is counted with the filing of a petition or complaint.
 The criminal case unit of count is the number of indictments.

¹Data are not complete:
 No data were received from the court in Tishomingo County, District 1, for the months of November and December.

Source: Mississippi Judicial Council, First Annual Report (Jackson, Mississippi: 1979). Statistics are from the annual report except that totals have been computed where necessary.

MISSISSIPPI CHANCERY COURT¹
 Court of general jurisdiction
 20 chancery districts, 36 judges
 January 1, 1978 to December 31, 1978

	Beginning pending	Filed	Disposed	End pending
Civil^d:				
Total civil	N/A	43,627 ¹	N/A	N/A
Juvenile:				
Total juvenile	N/A	N/A	N/A	N/A
Grand total	N/A	43,627 ¹	N/A	N/A

Boldface headings indicate the classifications used by the NCSP.
 N/A = This case type is handled by the court, but the data are unavailable.

^aCourt jurisdiction:
 The Chancery Court handles juvenile cases in 66 of the state's 82 counties. No juvenile data were available.

^dCase definition or unit of count:
 A civil case is counted with the filing of a petition or complaint.

¹Data are not complete:
 No data were received from the court in Tishomingo County, District 1, for the months of October, November, or December.
 The grand total filed figure does not include juvenile data.

Source: Mississippi Judicial Council, First Annual Report (Jackson, Mississippi: 1979). Statistics are from the annual report except that totals have been computed where necessary.

MISSISSIPPI COUNTY COURT¹
 Court of limited jurisdiction
 16 courts, 20 judges
 January 1, 1978 to December 31, 1978

	Beginning pending	Filed	Disposed	End pending
Civil^d:				
Total civil	N/A	16,618	N/A	N/A
Criminal^d:				
Total criminal	N/A	2,635	N/A	N/A
Juvenile:				
Total juvenile	N/A	N/A	N/A	N/A
Grand total	N/A	19,253 ¹	N/A	N/A

Boldface headings indicate the classifications used by the NCSP.
 N/A = This case type is handled by the court but the data are unavailable.

^dCase definition or unit of count:
 A civil case is counted with the filing of a petition or complaint.
 The criminal case unit of count is the number of indictments.

¹Data are not complete:
 Grand total filing figure does not include any juvenile case data.

Source: Mississippi Judicial Council, First Annual Report, (Jackson, Mississippi: 1979). Statistics are from the annual report except that totals have been computed where necessary.

MISSISSIPPI JUSTICE COURT
 Court of limited jurisdiction
 410 courts
 January 1, 1978 to December 31, 1978

There were no data available for cases handled in the Justice Court in 1978.

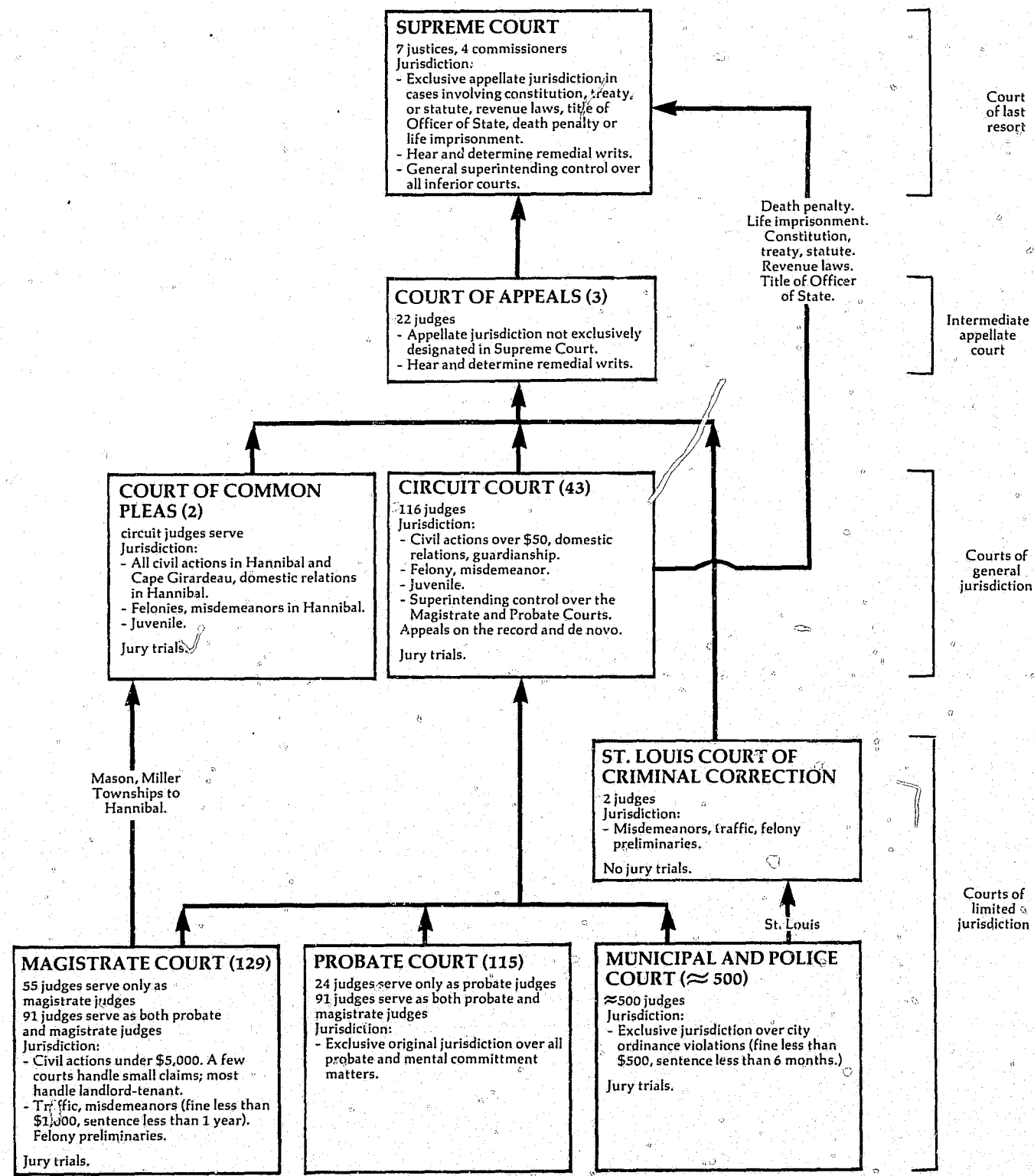
MISSISSIPPI FAMILY COURT
 Court of limited jurisdiction
 1 court
 January 1, 1978 to December 31, 1978

There were no data available for cases handled in the Family Court for 1978.

MISSISSIPPI MUNICIPAL COURT
 Court of limited jurisdiction
 ~50 courts
 January 1, 1978 to December 31, 1978

There were no data available for cases handled in the Municipal Court for 1978.

MISSOURI COURT SYSTEM, 1978



MISSOURI SUPREME COURT Court of last resort 7 justices, 4 commissioners July 1, 1977 to June 30, 1978

	Beginning pending	Filed	Disposed	End pending
Cases:				
Appeals:				
Civil	X	120 ^l	135	X
Criminal	X	35 ^l	48	X
Total appeals	110	155	183	82
Other cases:				
Original proceedings:				
Original jurisdiction:				
Habeas corpus	X	X	71	X
Mandamus	X	X	33	X
Prohibition	X	X	60	X
Quo warranto	X	X	1	X
Retirement	X	X	0	X
Other writs	X	X	11	X
Total	X	X	176	X
Disciplinary matter:				
Disbarment	X	X	5	X
Reinstatement	X	X	3	X
Total	X	X	8	X
Total	X	X	184	X
Requests to appeal:				
Application to transfer	X	X	309	X
Total other cases	82	460	493	49
Total cases	192	615	676	131
Other proceedings:				
Motions for rehearing	7	57	57 ^k	7
Other matters:				
Motion activity	30	273 ^k	262	41
Total other proceedings	37	330	319	48

Manner of disposition

	Appeals		
	Civil	Criminal	Total
Written opinion	84	25	109
Dismissal	16	1	17
Transfer without opinion ...	29	19	48
By order	6	3	9

Boldface headings indicate the classifications used by the NCSP.
 X = The data for this case type are known to be included in the total but were not available by category.

^kAdditional information:
 Two rehearing requests were sustained; 55 were denied.
 The 273 motions filed do not include motions for permission to file writs, which were included in this figure prior to 1977.

^lSpecial source or revision in the data:
 The clerk of the court supplied the breakdown for civil and criminal appeals filed during data verification.

Source: Office of the State Court Administrator, Judicial Department of Missouri Annual Statistical Report 1978 (Jefferson City, Missouri).
 Statistics are from the annual report except that totals have been computed where necessary, and additional information was provided by the clerk of the court during data verification.

MISSOURI COURT OF APPEALS
Intermediate appellate court
3 districts, 22 judges
July 1, 1977 to June 30, 1978

	Beginning pending	Filed	Disposed	End pending
Cases:				
Appeals:				
Civil	1,244	1,207	1,141	1,312
Criminal	675	688	620	741
Total appeals	1,919	1,895	1,761	2,053
Other cases:				
Original proceedings:				
Original jurisdiction:				
Habeas corpus	X ^d	76	X	X
Mandamus	X	94	X	X
Prohibition	X	187	X	X
Quo warranto	X	0	X	X
Total	X	357	X	X
Requests to appeal:				
Certiorari	X	3	X	X
Total other cases	47	360	357	50
Total cases	1,966	2,255	2,118	2,103

Manner of disposition

	Appeals			Writs	Total
	Civil	Criminal	Total		
Written opinion	553	428	981	31	1,012
Dismissal	576	165	741	—	741
Consolidation	0	24	24	—	24
Transfer without opinion	12	3	15	—	15
Order	—	—	—	64	64
Denied	—	—	—	262	262

Boldface headings indicate the classifications used by the NCSP.
X = The data for this case type are known to be included in the total but were not available by category.
— = Not applicable.

Source: Office of the State Court Administrator, Judicial Department of Missouri Annual Statistical Report 1978 (Jefferson City, Missouri).
Statistics are from the annual report except that totals have been computed where necessary.

MISSOURI CIRCUIT COURT AND COURT OF COMMON PLEAS
Court of general jurisdiction
43 circuits, 116 judges; 2 courts, circuit judges serve
July 1, 1977 to June 30, 1978

	Beginning pending	Filed	Disposed	End pending
Civil^d:				
Tort:				
Other tort:				
Personal injury	X	X	7,674	X
Domestic relations:				
Marriage dissolution:				
Dissolution	X	X	33,581	X
Modify divorce decrees	X	X	3,823	X
Total	X	X	37,404	X
Appeal	X	X	(j)	X
Extraordinary writ:				
Proceeding under Rule 27.26	X	X	332	X
Other civil	X	X	31,953	X
Total civil^j	68,454^f	79,570^e	77,363	70,639^g
Criminal^d:				
Felony	X	X	13,931	X
Misdemeanor	X	X	4,399	X
Appeal	X	X	(j)	X
Total criminal^j	9,559^f	19,020	18,330	10,249^g
Juvenile:				
Total juvenile	9,410 ^f	18,563	18,054	9,919
Grand total	87,423^f	117,161	113,747	90,807^g

Trial^d

	Jury	Non-jury	Total	Criminal disposition			
				Felony	Misdemeanor	Total	
Civil:							
Other tort	X	X	710				
Marriage dissolution	X	X	9,810				
Extraordinary writ	X	X	147				
Other civil	X	X	7,500				
Total	X	X	18,167				
Criminal:							
Felony	982	1,780	2,762				
Misdemeanor	21	1,041	1,062				
Total	1,003	2,821	3,824				
Grand total	X	X	21,991				
				Guilty plea	8,047	1,533	9,580
				Nolle prosequi	1,231	1,632	2,863
				Dismissed	1,891	172	2,063

Boldface headings indicate the classifications used by the NCSP.

- ^dCase definition or unit of count:
A civil case is counted with the filing of a petition or complaint.
The criminal case unit of count is the number of informations or indictments. A filing may involve multiple defendants.
- ^fBeginning pending figure for the 1978 court year does not equal the end pending figure for the 1977 court year:
Figures are as given in the annual report.
- ^gChange in pending does not equal the difference between filings and dispositions:
Figures are as given in the annual report.
- ^jExplanation of data included in the category:
Data for civil appeal and criminal appeal case dispositions are included in the appropriate case category.
There were 2,221 appeals from municipal courts and 774 other appeals or changes in venue cases disposed.

Source: Office of the State Court Administrator, Judicial Department of Missouri Annual Statistical Report 1978 (Jefferson City, Missouri).
Statistics are from the annual report except that totals have been computed where necessary.

ST. LOUIS COURT OF CRIMINAL CORRECTION, MISSOURI
 Court of limited jurisdiction
 1 court, 2 judges
 July 1, 1977 to June 30, 1978

	Beginning pending	Filed	Disposed	End pending
Criminal^d:				
Misdemeanor	N/A	X	X	N/A
Preliminary hearing:				
Felonies	N/A	3,566	2,832	N/A
Total criminal	N/A	3,566 ⁱ	2,832 ⁱ	N/A
Traffic:				
Total traffic	N/A	X	X	N/A
Grand total	N/A	20,853	14,401	N/A

Boldface headings indicate the classifications used by the NCSP.
 X = The data for this case type are known to be included in the total but were not available by category.

^dCase definition or unit of count:
 The criminal case unit of count is the number of informations, indictments, or complaints. A filing may involve multiple defendants.
 A non-jury trial is counted if tried to completion.

ⁱData are not complete:
 Total criminal filed and disposed figures include preliminary hearing felony cases only.

Source: Office of the State Court Administrator, Judicial Department of Missouri Annual Statistical Report 1978 (Jefferson City, Missouri).
 Statistics are from the annual report except that totals have been computed where necessary.

MISSOURI MAGISTRATE COURT
 Court of limited jurisdiction
 129 courts; 55 judges serve only as magistrates,
 91 judges serve as both probate and magistrate judges
 July 1, 1977 to June 30, 1978

	Beginning pending	Filed	Disposed	End pending
Civil^d:				
Law	N/A	84,460	71,152	N/A
Small claims	N/A	11,745	9,728	N/A
Total civil	N/A	96,205	80,880	N/A
Criminal^d:				
Misdemeanor	N/A	X	X	N/A
Preliminary hearing:				
Felony	N/A	22,977	19,223	N/A
Total criminal	N/A	22,977 ⁱ	19,223 ⁱ	N/A
Traffic:				
Total traffic	N/A	X	X	N/A
Grand total	N/A	464,470	405,379	N/A

Boldface headings indicate the classifications used by the NCSP.
 N/A = This case type is handled by the court, but the data are unavailable.

^dCase definition or unit of count:
 A civil case is counted with the filing of a petition or complaint.
 The criminal case unit of count is the number of informations or indictments. A filing may involve multiple defendants.

ⁱData are not complete:
 Total criminal filed and disposed figures do not include misdemeanor cases. They could not be separated from traffic data. All categories are included in the grand total data.

Source: Office of the State Court Administrator, Judicial Department of Missouri Annual Statistical Report 1978 (Jefferson City, Missouri).
 Statistics are from the annual report except that totals have been computed where necessary.

MISSOURI PROBATE COURT
 Court of limited jurisdiction
 115 courts: 24 judges serve only as probate judges;
 91 serve as both probate and magistrate judges
 July 1, 1977 to June 30, 1978

	Beginning pending	Filed	Disposed	End pending
Civil^d:				
Estate:				
Probate/wills/intestate:				
Decedent's estates with letters	N/A	8,525	7,536	N/A
Guardianship/conservatorship/trusteeship:				
Incompetent and juvenile estates	N/A	2,577	2,088	N/A
Total	N/A	11,102	9,624	N/A
Total civil	N/A	11,102	9,625	N/A
Grand total	N/A	11,102	9,624	N/A

Boldface headings indicate the classifications used by the NCSP.
 N/A = This case type is handled by the court, but the data are unavailable.

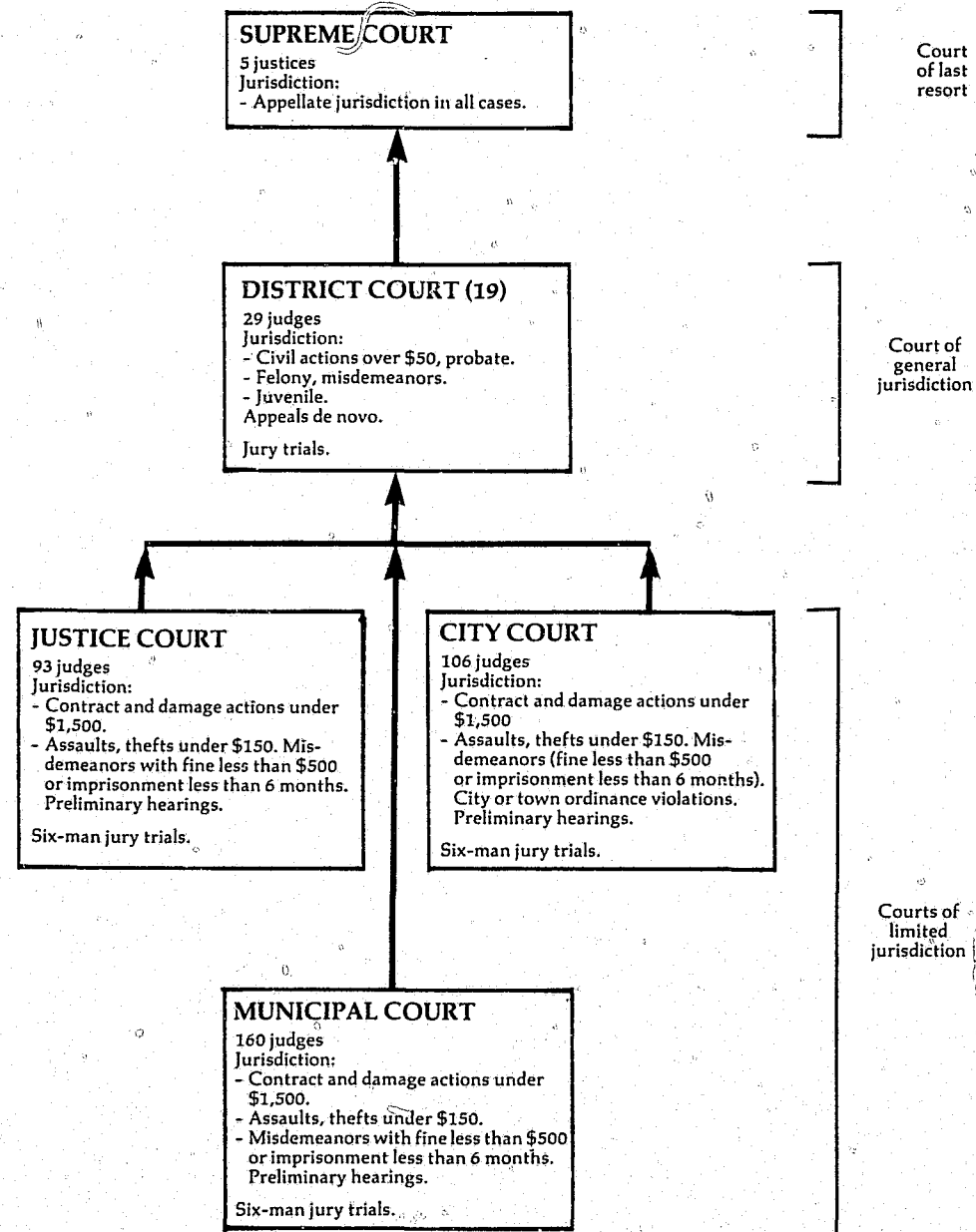
^dCase definition or unit of count:
 A civil case is counted with the filing of a petition or complaint.

Source: Office of the State Court Administrator, Annual Statistical Report 1978 (Jefferson City, Missouri).
 Statistics are from the annual report except that totals have been computed where necessary.

MISSOURI MUNICIPAL AND POLICE COURT
 Court of limited jurisdiction
 ~500 courts, ~500 judges
 July 1, 1977 to June 30, 1978

There were no data available for cases handled in the Municipal Court for fiscal year 1978.

MONTANA COURT SYSTEM, 1978



↑ Indicates route of appeal.

MONTANA SUPREME COURT
Court of last resort
5 justices
January 1, 1978 to December 31, 1978

	Beginning pending	Filed	Disposed	End pending
Cases:				
Appeals:				
Civil	N/A	294	X	N/A
Criminal	N/A	74	X	N/A
Total appeals	N/A	368	X	N/A
Other cases:				
Original proceedings	N/A	149	X	N/A
Requests to appeal	N/A	149	X	N/A
Total other cases	N/A	149	X	N/A
Total cases	N/A	517	475	N/A
Manner of disposition				
Written opinion		269		
Denial or dismissal		182		
Other manner of disposition ...		24		

Boldface headings indicate the classifications used by the NCSP.
Blank space = Not enough information is known. The case category may or may not be handled by the court.
N/A = This case type is handled by the court, but the data were unavailable.
X = Data for this case type are known to be included in the total but were not available by category.

Source: Montana Supreme Court, 1978 Annual Report (Helena, Montana: 1979). Statistics are from the annual report except that totals were computed where necessary.

MONTANA DISTRICT COURT^b
 Court of general jurisdiction
 19 districts, 29 judges
 July 1, 1977 to June 30, 1978

	Beginning pending	Filed	Disposed	End pending
Civil^d:				
Domestic relations:				
Adoption:				
New cases	N/A	786	X	N/A
Reopened cases	N/A	3	X	N/A
Total	N/A	789	685	N/A
Other domestic relations:				
Domestic relations¹:				
New cases	N/A	7,693	X	N/A
Reopened cases	N/A	534	X	N/A
Total	N/A	8,227	6,786	N/A
Total	N/A	9,016	7,471	N/A
Estate:				
Other estate:				
Probated	N/A	3,704	2,497	N/A
Mental health:				
Insanity¹:				
New cases	N/A	372	X	N/A
Reopened cases	N/A	5	X	N/A
Total	N/A	377	291	N/A
Other civil:				
General civil:				
New cases	N/A	11,654	X	N/A
Reopened cases	N/A	304	X	N/A
Total	N/A	11,958	9,766	N/A
Total civil	N/A	25,055	20,025	N/A
Criminal^d:				
Other criminal:				
Criminal¹:				
New cases	N/A	2,550	X	N/A
Reopened cases	N/A	292	X	N/A
Total	N/A	2,842	2,442	N/A
Total criminal	N/A	2,842	2,442	N/A
Juvenile:				
Other juvenile:				
Juvenile¹:				
New cases	N/A	1,276	X	N/A
Reopened cases	N/A	105	X	N/A
Total	N/A	1,381	1,005	N/A
Total juvenile	N/A	1,381	1,005	N/A
Grand total	N/A	29,278	23,472	N/A

Civil dispositions ^m		Criminal dispositions ^m		Time interval data (average days)	
For defendant	331	Guilty plea	1,465	Time to disposition	
For plaintiff	3,807	Guilty verdict	122	Domestic relations:	
Dismissed	2,814	Acquitted	49	Adoption	38
Default	5,628	Dismissed	488	Other domestic relations	106
Change of venue	331	Default	5	Mental health	20
		Change of venue	7	Estate	414
		Other and not known	306	Other civil	151
				Criminal	121
				Juvenile	76
				Total	153

Boldface headings indicate the classifications used by the NCSP.
 N/A = This case type is handled by the court, but the data were unavailable.
 X = The data for this case type are known to be included in the total but were not available by category.

^bParticular court or reporting system information:
 All filing figures classified as "new cases" are based on actual case counts.
 All filing figures classified as "reopened cases" are estimates based on statistical extrapolation from a 14-county sample. All disposition figures are also estimates based on the 14-county sample.

^cCase definition or unit of count:
 Civil case is counted with the filing of a petition or complaint.
 The criminal case unit of count is the number of defendants on the information, indictment or complaint.

^dExplanation of data included in the category:
 Domestic relations cases include marriage dissolution, invalid marriage, legal separation, URESA (outgoing and incoming), and paternity. Probate cases, include formal and informal probate, supervised probate, guardianship, conservatorship, and trust.
 Insanity cases include mentally ill and inebriation (commitments).
 General civil cases include personal injury, property damage, condemnation, lien, foreclosure, eviction, partition, quiet title, agreement suits, injunctions, declaratory judgments, certificate of amount due, warrant of distraint, abstract of judgment, transcript of judgment, mandamus, habeas corpus, habitual traffic offender, note, wage claim, amount due, unlawful detainer, zoning, taxes, and water rights.
 Criminal cases include felonies, high misdemeanors, extraditions, and criminal appeals.
 Juvenile cases include youth in need of care (YINC) and youth in need of supervision (YINS).

^mInformation on disposition type or trial data:
 All data given for disposition types are estimates based on percentages given in the annual report.
 Civil disposition information given is for domestic relations and other civil cases only.

Source: Montana Supreme Court, 1978 Annual Report (Helena, Montana: 1979). Statistics are from the annual report except that totals were computed where necessary.

MONTANA JUSTICE COURT
 Court of limited jurisdiction
 93 judges
 July 1, 1977 to June 30, 1978

There were no data available for cases handled in the Justice Court for fiscal year 1978.

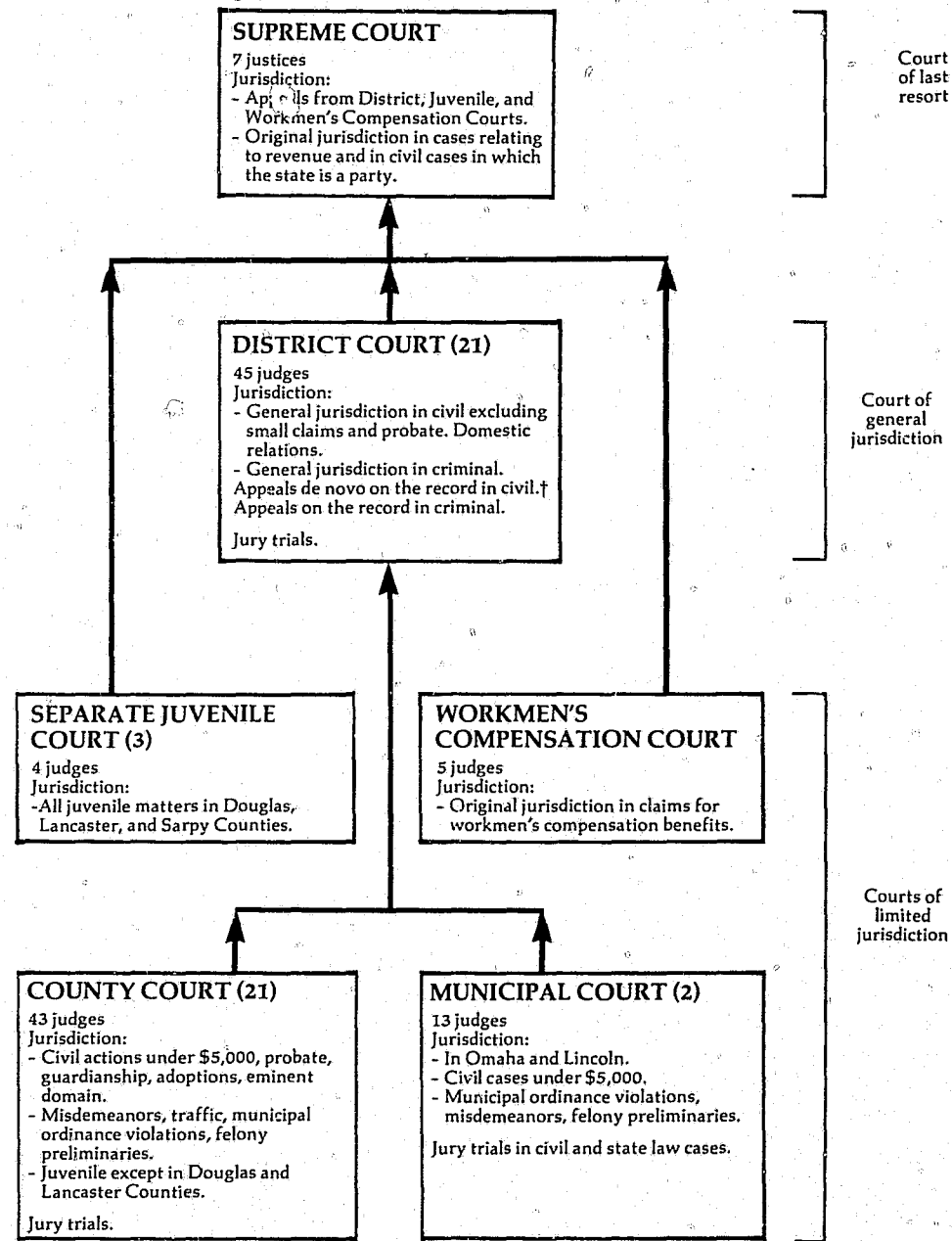
MONTANA CITY COURT
 Court of limited jurisdiction
 106 judges
 July 1, 1977 to June 30, 1978

There were no data available for cases handled in the City Court for fiscal year 1978.

MONTANA MUNICIPAL COURT
 Court of limited jurisdiction
 160 judges
 July 1, 1977 to June 30, 1978

There were no data available for cases handled in the Municipal Court for fiscal year 1978.

NEBRASKA COURT SYSTEM, 1978



↑ Indicates route of appeal.
 †In Nebraska, "de novo on the record" means that the court may make an independent determination of the facts.

NEBRASKA SUPREME COURT
Court of last resort
7 justices
September 1, 1977 to August 31, 1978

	Beginning pending	Filed	Disposed	End pending
Cases:				
Appeals:^J				
Civil:				
Civil case categories	228 ^f	327	292	2858
Criminal:				
Direct criminal appeal	161	216	265	1058
Other criminal	7	13	16	4
Total	168 ^f	229	281	1098
Postconviction remedy:				
Postconviction	15	25	21	19
Appeals of administrative agency cases:				
Workmen's compensation	8	13	11	88
Public Service Commission	2	5	3	5
Court of Industrial Relations	6	9	7	8
Other administrative	11	37	15	31
Total	27	64	36	528
Other appeals:				
Unclassified	0	1	1	0
Total appeals	438 ^J	646 ^J	631 ^J	4658 ^J
Other cases:				
Original proceedings	(J)	(J)	(J)	(J)
Requests to appeal	N/A	N/A	N/A	N/A
Total other cases	(J)	(J)	(J)	(J)
Total cases	438ⁱ	646ⁱ	631ⁱ	4658ⁱ

	Manner of disposition				
	Civil	Criminal	Postconviction	Administrative agency	Other Total
Written opinion	210	113	9	22	0 354

Boldface headings indicate the classifications used by the NCSP.

N/A = This case type is handled by the court, but the data are unavailable.

X = The data for this case type are known to be included in the total but were not available by category.

^fBeginning pending figure for the 1978 court year does not equal the end pending figure for the 1977 court year:

Figures are as given in the unpublished data.

^gChange in pending does not equal the difference between filings and dispositions:

End pending figures were adjusted to reflect the results of an audit conducted during September 1978.

ⁱData are not complete:

Requests to appeal are not counted statistically by the Supreme Court; the figures presented for appeals are cases docketed. There are a number of cases that the court refuses to hear. These discretionary cases, when leave to docket is denied, could be considered processed by the court, but they are not docketed or reported statistically. As a result, request to appeal cases are not included in the total cases figures given in the chart.

^JExplanation of data included in the category:

Original proceedings are included with the appeals data. There are a minimal number of original proceedings handled by the court.

Source: Office of the State Court Administrator, *The Courts of Nebraska 1978* (Lincoln, Nebraska), and unpublished data supplied by the clerk of the court. Statistics are from the annual report and unpublished data except that totals have been computed where necessary, and revisions were made during data verification.

NEBRASKA DISTRICT COURT
Court of general jurisdiction
21 districts, 45 judges
January 1, 1978 to December 31, 1978

	Beginning pending	Filed ^J	Disposed	End pending
Civil^d:				
Domestic relations	4,129 ¹	14,230	14,524	3,835 ¹
Appeal	(J)	(J)	(J)	(J)
Other civil	4,344 ¹	7,042	6,879	4,507 ¹
Total civil^J	8,473¹	21,272	21,403	8,342¹
Criminal^d:				
Felony:				
Criminal ^J	1,090 ¹	3,918	4,091	917 ¹
Appeal	1,266 ¹	2,253 ^J	1,520 ^J	1,999 ¹
Total criminal	2,356¹	6,171	5,611	2,916¹
Grand total	10,829¹	27,443	27,014	11,258¹

Boldface headings indicate the classifications used by the NCSP.

^dCase definition or unit of count:

A civil case is counted with the filing of a petition or complaint.

The criminal case unit of count is the number of defendants on the information or indictment.

^JExplanation of data included in the category:

Filed figures include the number of reopened cases placed before the District Court.

Cases that are listed as criminal appeals include both civil and criminal appeals. Statement in the annual report indicates that more than half were criminal appeals.

Criminal cases may include a few misdemeanors.

¹Special source or revision in data:

Pending data were provided by the office of the state court administrator during data verification.

Source: Office of the State Court Administrator, The Courts of Nebraska 1978 (Lincoln, Nebraska), and unpublished data supplied by the office of the state court administrator. Statistics are from the annual report and unpublished data except that totals have been computed where necessary, and additions and corrections were supplied by the state court administrative office during verification.

NEBRASKA COUNTY COURT
Court of limited jurisdiction
21 districts, 43 judges
January 1, 1978 to December 31, 1978

	Beginning pending	Filed	Disposed	End pending
Civil^d:				
Law:				
Civil	8,997 ¹	9,045	8,562	9,480 ¹
Small claims	1,867 ¹	10,033	9,961	1,939 ¹
Real property rights:				
Eminent domain	67 ¹	191	182	76 ¹
Domestic relations:				
Adoption	218 ¹	1,274	1,265	227 ¹
Estate:				
Probate/wills/intestate:				
Probate and inheritance tax	12,046 ¹	8,972	8,545	12,473 ¹
Guardianship/conservatorship/trusteeship:				
Guardianship and conservatorship	9,920 ¹	1,893	1,645	10,168 ¹
Total	21,966¹	10,865	10,190¹	22,641¹
Total civil	33,115¹	31,408	30,160	34,363¹
Criminal^d:				
Misdemeanor:				
Misdemeanor statute	13,754 ¹	32,723	31,871	14,606 ¹
Ordinance violation:				
Ordinance non-traffic	1,312 ¹	8,304	8,373	1,243 ¹
Preliminary hearing:				
Felony	4,823 ¹	4,249	4,091	4,981 ¹
Total criminal	19,889¹	45,276	44,335	20,830¹
Traffic:				
Other traffic violations				
Statute traffic	10,329 ¹	164,377	161,961	12,745 ¹
Ordinance traffic	3,629 ¹	38,922	37,445	5,106
Total	13,958¹	203,299	199,406	17,851¹
Total traffic	13,958¹	203,299	199,406	17,851¹
Juvenile:				
Total juvenile	1,073¹	2,950	3,009	1,014¹
Grand total	68,035¹	282,933	276,910	74,058¹

Boldface headings indicate the classifications used by the NCSP.

^dCase definition or unit of count:

A civil case is counted with the filing of a petition or complaint.

The criminal case unit of count is the number of informations, indictments, or complaints. Two defendants charged on a single complaint count as one case, unless cases are separated for trial. One defendant with two charges on a single complaint is one case, unless the charges are tried separately.

¹Special source or revision in data:

Pending figures were provided by the office of the state court administrator. The guardianship and conservatorship cases disposed figure was revised during data verification.

Source: Office of the State Court Administrator, The Courts of Nebraska 1978 (Lincoln, Nebraska) and unpublished data provided by the office of the state court administrator. Statistics are from the annual report and unpublished data except that totals have been computed where necessary, and revisions were made by the state court administrative office during data verification.

NEBRASKA MUNICIPAL COURTS^a
 Court of limited jurisdiction
 2^b courts, 13 judges
 January 1, 1978 to December 31, 1978

	Beginning pending	Filed	Disposed	End pending
Civil^d:				
Law:				
Civil/small claims	N/A	18,267	N/A	N/A
Total civil	N/A	18,267	N/A	N/A
Criminal^d:				
Total criminal	N/A	X	N/A	N/A
Traffic:				
Total traffic	N/A	X	N/A	N/A
Grand total	N/A	135,350	N/A	N/A

Boldface headings indicate the classifications used by the NCSP.
 N/A = This case type is handled by the court, but the data are unavailable.
 X = The data for this case type are known to be included in the total but were not available by category.

^aCourt jurisdiction:
 Municipal Courts have exclusive jurisdiction in cases involving violations of local ordinances.
^bParticular court or reporting system information:
 The two Municipal Courts are located in Omaha and Lincoln.

^dCase definition or unit of count:
 A civil case is counted with the filing of a petition or complaint.
 The criminal case unit of count is the number of defendants on the information, indictment, or complaint.

Source: Office of the State Court Administrator, The Courts of Nebraska 1978 (Lincoln, Nebraska). Statistics are from the annual report except that totals have been computed where necessary.

NEBRASKA SEPARATE JUVENILE COURT
 Court of limited jurisdiction
 3^b courts, 4 judges
 January 1, 1978 to December 31, 1978

	Beginning pending	Filed	Disposed	End pending
Juvenile:				
Total juvenile	N/A	1,727	N/A	N/A
Grand total	N/A	1,727	N/A	N/A

Boldface headings indicate the classifications used by the NCSP.
 N/A = This case type is handled by the court, but the data are unavailable.

^bParticular court or reporting system information:
 There are three separate Juvenile Courts in Nebraska, located in Douglas County, Lancaster County, and Sarpy County. The Juvenile Court in Sarpy County began operations in February, 1977.

Source: Office of the State Court Administrator, The Courts of Nebraska 1978 (Lincoln, Nebraska). Statistics are from the annual report except that totals have been computed where necessary.

NEBRASKA WORKMEN'S COMPENSATION COURT
 Court of limited jurisdiction
 1 court, 5 judges
 July 1, 1977 to June 30, 1978

	Beginning pending	Filed	Disposed ^k	End pending
Civil^d:				
Appeal:				
Appeal of administrative agency case:				
Disputed claims	N/A	796	N/A	N/A
Total civil	N/A	796	N/A	N/A
Grand total	N/A	796 ^k	N/A	N/A

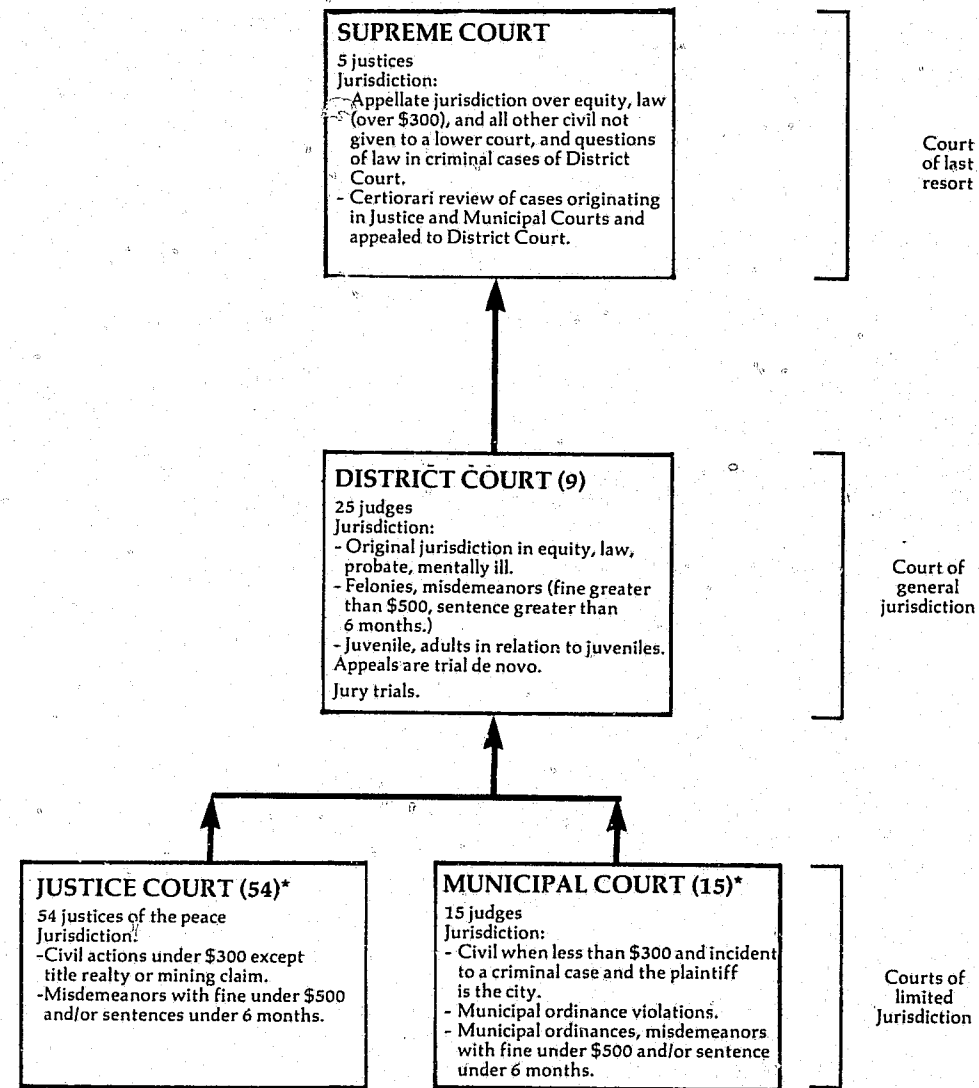
Boldface headings indicate the classifications used by the NCSP.
 N/A = This case type is handled by the court, but the data are unavailable.

^dCase definition or unit of count:
 A civil case is counted with the filing of a petition or complaint.

^kAdditional information:
 There were 855 original and settlement hearings, 144 rehearings held and settled, and 13 cases appealed to the Supreme Court. The number of cases disposed is unknown.

Source: Office of the State Court Administrator, The Courts of Nebraska 1978 (Lincoln, Nebraska). Statistics are from the annual report except that totals have been computed where necessary.

NEVADA COURT SYSTEM, 1978



↑ Indicates route of appeal.
*Nine justices of the peace also serve as Municipal Court judges.

NEVADA SUPREME COURT Court of last resort 5 Justices January 1, 1978 to December 31, 1978

	Beginning pending	Filed	Disposed	End pending	
Cases:					
Appeals:					
Civil	X	252	X	X	
Criminal	X	548 ^j	X	X	
Postconviction remedy:					
Postconviction	X	24 ^l	X	X	
Reinstated	X	12	X	X	
Total	X	36	X	X	
Total appeals	X	836	X	X	
Other cases:					
Original proceedings:					
Original jurisdiction:					
Habeas corpus	X	18	X	X	
Mandamus	X	33	X	X	
Prohibition	X	30	X	X	
Quo warranto	X	0	X	X	
Certiorari ^j	X	8	X	X	
Exceptions	X	8	X	X	
Motions	X	60	X	X	
Total	X	157	X	X	
Disciplinary matters:					
Bar	X	38	X	X	
Total	X	195	X	X	
Requests to appeal	X		X	X	
Total other cases	X	9	X	X	
Total cases	467 ^f	1,031	831	667	
Other proceedings:					
Rehearing requests	1 ^l	78 ^l	73 ^l	6 ^l	
Total other proceedings	1 ^l	78 ^l	73 ^l	6 ^l	
Manner of disposition		Disposition of appeals^l		Status of pending cases (12/31/78)	
Written opinion	229 ^m	Affirmed	145	Set or assigned	512
Consolidated	8	Reversed	50	Under submission	93
Dismissed by order	596	Affirmed in part	18	Other	62
		Writs granted	4		
		Writs denied	8		
		Other	6		

Boldface headings indicate the classifications used by the NCSP.

Blank space = Not enough information is known. The category may or may not be handled by the court.

X = The data for this case type are known to be included in the total but were not available by category.

^fBeginning pending figure for the 1978 court year does not equal the end pending figure for the 1977 court year: Data is as reported by the court administrative office. Figures were revised based on the results of a physical inventory performed during the year.

^jExplanation of data included in the category:
Included in the criminal appeals filed figure are 341 pretrial habeas corpus appeals. They are direct appeals to this court from the granting or denial of original habeas proceedings in the District Courts.
Certiorari cases in this court are original proceedings for review.

^lSpecial source or revision in the data:
Figures for other proceedings, disposition of appeals, and other corrections were supplied by the clerk of court during data verification.

^mInformation on disposition type or trial data:
Written opinion includes both signed and per curiam opinions. Two of the written opinions did not dispose of cases.

Source: Unpublished data provided by the Administrative Office of the Courts. Statistics are from the unpublished data except that totals have been computed where necessary, and additions and corrections were supplied by the clerk of the court during data verification.

NEVADA DISTRICT COURT¹
 Court of general jurisdiction
 9 districts, 25^c judges
 January 1, 1978 to December 31, 1978

	Beginning pending	Filed	Disposed	End pending
Civil^d:				
Law:				
Civil actions	N/A	3,387 ¹	N/A	N/A
Domestic relations:				
Marriage dissolution:				
Divorce actions	N/A	3,763 ¹	N/A	N/A
Support/custody:				
Reciprocal	N/A	881 ¹	N/A	N/A
Adoptions	N/A	148 ¹	N/A	N/A
Total	N/A	4,792 ¹	N/A	N/A
Estate:				
Probate/wills/intestate:				
Probate	N/A	374 ¹	N/A	N/A
Guardianship/conservatorship/trusteeship:				
Guardianship	N/A	107 ¹	N/A	N/A
Total	N/A	481 ¹	N/A	N/A
Mental health:				
Inebriate matters	N/A	0 ¹	N/A	N/A
Insanity matters	N/A	115 ¹	N/A	N/A
Total	N/A	115 ¹	N/A	N/A
Other civil:				
Miscellaneous matters	N/A	263 ¹	N/A	N/A
Total civil	N/A	9,038 ¹	N/A	N/A
Criminal^d:				
Felony/misdemeanor:				
Criminal actions	N/A	1,627 ¹	N/A	N/A
Total criminal	N/A	1,627 ¹	N/A	N/A
Juvenile:				
Total juvenile	N/A	708 ¹	N/A	N/A
Grand total¹	N/A	11,373 ¹	N/A	N/A

	Trial ^d			Total
	Jury	Non-jury		
Civil:				
Law	68	833	901	
Domestic relations:				
Marriage dissolution	--	144	144	
Total	68	977	1,045	
Criminal:				
Felony/misdemeanor	52	525	577	
Grand total	120	1,502	1,622	

Boldface headings indicate the classifications used by the NCSP.
 N/A = This case type is handled by the court, but the data are unavailable.
 -- = Not applicable.

^cJudge information:
 The second district has 7 judges and is located in Washoe County (Carson City and Reno). Data were available only for only this district. There are a total of 25 judges in the 9 districts statewide.

^dCase definition or unit of count:
 A civil case is counted with the filing of a petition or complaint.
 The criminal case unit of count is the number of defendants on the information, indictment, or complaint.
 A jury trial is counted if tried to verdict.
 A non-jury trial is counted if tried to decision.

¹Data are not complete:
 Data were available for only one district: the second district (Washoe County). This county contains approximately one-quarter of the total state population.

Source: Unpublished data supplied by the clerk of the 2nd District Court. Statistics are taken from the unpublished data except that totals were computed where necessary.

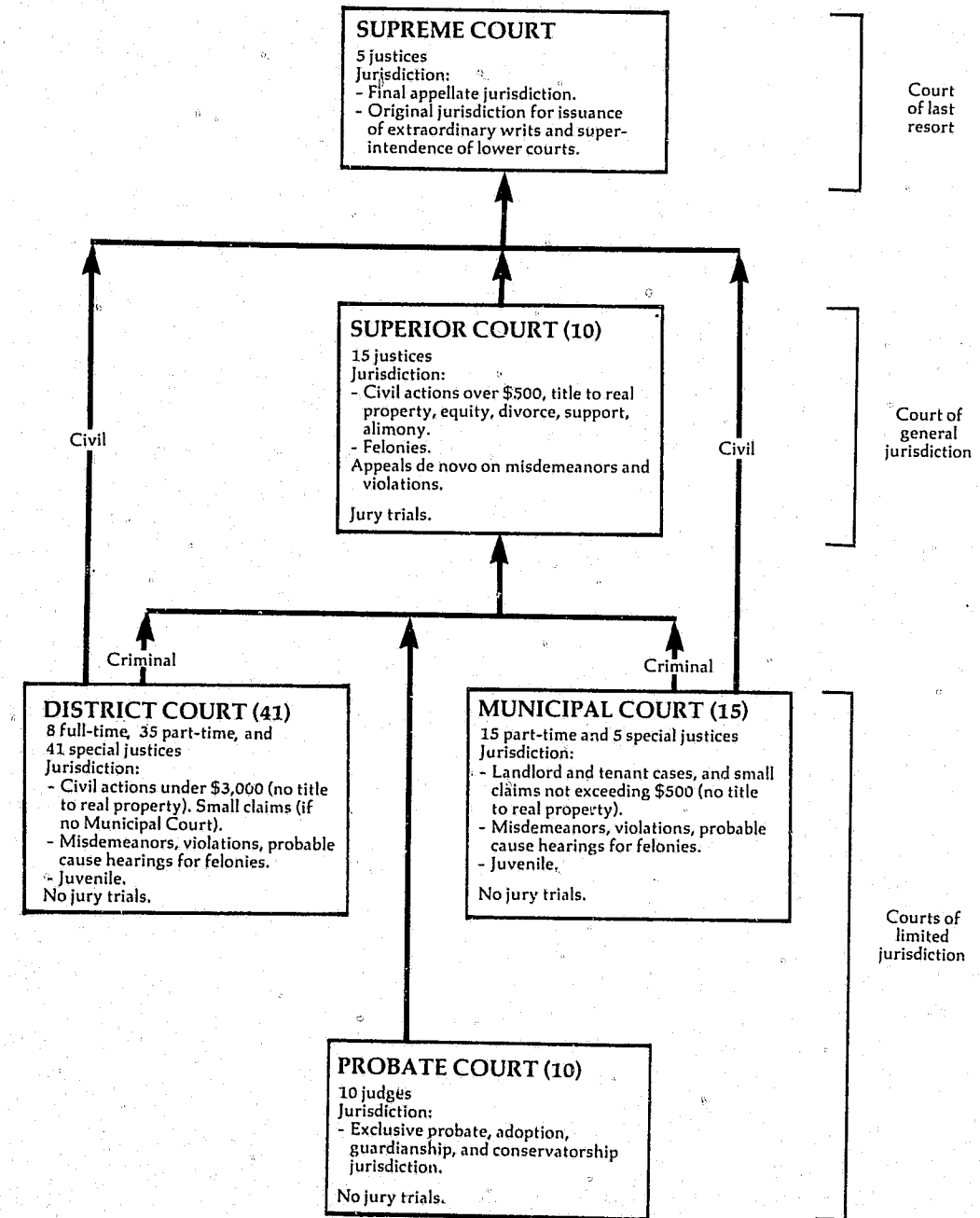
NEVADA JUSTICE COURT
 Court of limited jurisdiction
 54 courts, 54 justices of the peace
 January 1, 1978 to December 31, 1978

There were no data available for cases handled in the Justice Court for 1978.

NEVADA MUNICIPAL COURT
 Court of limited jurisdiction
 15 courts, 15 judges
 January 1, 1978 to December 31, 1978

There were no data available for cases handled in the Municipal Court for 1978.

NEW HAMPSHIRE COURT SYSTEM, 1978



↑ Indicates route of appeal.

NEW HAMPSHIRE SUPREME COURT
Court of last resort
5 justices
August 1, 1977 to July 31, 1978

	Beginning pending	Filed	Disposed	End pending
Cases:				
Appeals:				
Civil and criminal	X	252	X	X
Appeal of administrative agency case	X	20	X	X
Total appeals	X	272	X	X
Other cases:				
Original proceedings:				
Original jurisdiction:				
Original cases filed	X	34	X	X
Certification of questions under Rule 20	X	0	X	X
Total	X	34	X	X
Advisory opinions	X	4	X	X
Total	X	38	X	X
Requests to appeal	X		X	X
Total other cases	X	38	X	X
Total cases	169	310	318	161

Manner of disposition	Time interval (average days)
By opinion	235
	Filing to opinion
	Filing to oral argument ...
	Oral argument to opinion ..

Boldface headings indicate the classifications used by the NCSP.
Blank space = Not enough information is known. The case category may or may not be handled by the court.
X = The data for this case type are known to be included in the total but were not available by category.

^hFigure was computed:
Average days from filing to opinion was computed by summing average days from filing to oral argument and from oral argument to opinion.

Source: Chairman, Judicial Council, Seventeenth Biennial Report of the Judicial Council of the State of New Hampshire covering periods August 1, 1976-July 31, 1977, and August 1, 1977-July 31, 1978 (Concord, New Hampshire: 1978). Statistics are from the biennial report except that totals have been computed where necessary.

NEW HAMPSHIRE SUPERIOR COURT
Court of general jurisdiction
10 courts, 15 justices
August 1, 1977 to July 31, 1978

	Beginning pending	Filed	Disposed	End pending
Civil^d:				
Law:				
Actions at law	9,509	6,422	6,350 ^h	9,581
Equity:				
Equitable actions and petitions	2,631	3,057	2,552 ^h	3,136
Domestic relations:				
Marriage dissolution:				
Marital cases	5,182	6,357	6,453 ^h	5,086
Marital cases brought forward for further orders	2,286	3,640	3,597 ^h	2,329
Total	7,468	9,997	10,050	7,415
Appeal:				
Appeal of trial court case:				
Probate appeals	32	3	8 ^h	27
Total civil	19,640	19,479	18,960	20,159
Criminal^d:				
Felony/misdemeanor:				
Indictments	2,476 ^f	2,655	3,095 ^h	2,036
Informations	26	395	404 ^h	17
Complaints	52 ^f	156	191 ^h	17
Cases brought forward for further orders	412	689	471 ^h	630
Total	2,966 ^f	3,895	4,161 ^h	2,700
Appeal	2,517	3,241	2,417 ^h	3,341
Total criminal	5,483 ^f	7,136	6,578	6,041
Grand total	25,123 ^f	26,615	25,538	26,200

Trial^d

	Jury	Non-jury	Total
Civil:			
Law	227	704	931
Equity	X	X	X
Domestic relations	—	401	401
Appeal	X	X	X
Total	242	2,180	2,422
Criminal	415	205	620
Grand total	657	2,385	3,042

Criminal dispositions

Guilty plea or nolo contendere	2,897
Nolle prosequere	1,307
Otherwise disposed	1,754

Boldface headings indicate the classifications used by the NCSP.
X = The data for this case type are known to be included in the total but were not available by category.
— = Not available.

^dCase definition or unit of count:
A civil case is not counted in the same way throughout the state.
The criminal case unit of count is not consistent statewide.
A trial is not counted in the same way throughout the state.

^fBeginning pending figure for the 1978 court year does not equal the end pending figure for the 1977 court year.

Figures are as reported in the biennial report.

^hFigures were calculated:
Dispositions were calculated by category from available filing and pending data.

Source: Chairman, Judicial Council, Seventeenth Biennial Report of the Judicial Council of the State of New Hampshire covering periods August 1, 1976-July 31, 1977, and August 1, 1977-July 31, 1978 (Concord, New Hampshire: 1978). Statistics are from the biennial report except that totals have been computed where necessary.

NEW HAMPSHIRE DISTRICT COURT
Court of limited jurisdiction
41 courts: 8 full-time, 35 part-time, and 41 special justices
July 1, 1977 to June 30, 1978

	Beginning pending	Filed	Disposed	End pending
Civil^d:				
Small claims	N/A	N/A	22,114	N/A
Real property rights:				
Landlord and tenant	N/A	N/A	1,996	N/A
Extraordinary writ:				
Civil writs	N/A	N/A	4,764	N/A
Total civil	N/A	N/A	28,874	N/A
Criminal^d:				
Misdemeanor	N/A	N/A	30,120	N/A
Preliminary hearing	N/A	N/A	3,052	N/A
Total criminal	N/A	N/A	33,172	N/A
Traffic:				
Other traffic violation:				
Violations (including traffic violations)	N/A	N/A	143,216	N/A
Total traffic	N/A	N/A	143,216	N/A
Juvenile:				
Criminal-type offense:				
Delinquent children	N/A	N/A	5,066	N/A
Status offense:				
Persons in need of supervision	N/A	N/A	512	N/A
Non-offense:				
Neglected children	N/A	N/A	455	N/A
Total juvenile	N/A	N/A	6,033	N/A
Grand total	N/A	N/A	211,295	N/A

Boldface headings indicate the classifications used by the NCSP.

N/A = This case type is handled by the court, but the data are unavailable.

X = The data for this case type are known to be included in the total but were not available by category.

^dCase definition or unit of count:

A civil case is not counted in the same way throughout the state.
The criminal case unit of count is not consistent statewide.

Source: Chairman, Judicial Council, Seventeenth Biennial Report of the Judicial Council of the State of New Hampshire covering periods August 1, 1976-July 31, 1977, and August 1, 1977-July 31, 1978 (Concord, New Hampshire: 1978). Statistics are from the biennial report except that totals have been computed where necessary.

NEW HAMPSHIRE PROBATE COURT
Court of limited jurisdiction
10 courts, 10 judges
July 1, 1977 to June 30, 1978

	Beginning pending	Filed	Disposed	End pending
Civil^d:				
Domestic relations:				
Adoption	N/A	742	N/A	N/A
Other domestic relations:				
Marriage waivers granted	N/A	1,778	N/A	N/A
Other ^j	N/A	247	N/A	N/A
Total	N/A	2,025	N/A	N/A
Estate:				
Probate/wills/intestate:				
Will allowed	N/A	2,775	N/A	N/A
Will authenticity	N/A	233	N/A	N/A
Administrations allowed	N/A	1,158	N/A	N/A
Voluntary administrations	N/A	600	N/A	N/A
Inheritance tax	N/A	47	N/A	N/A
Total	N/A	4,813	N/A	N/A
Guardianship/conservatorship/trusteeship:				
Guardians appointed	N/A	519	N/A	N/A
Conservators appointed	N/A	171	N/A	N/A
Trustees appointed	N/A	173	N/A	N/A
Successor custodian	N/A	1	N/A	N/A
Accounts allowed	N/A	6,981	N/A	N/A
Total	N/A	7,845	N/A	N/A
Other estate:				
Death certificate	N/A	98	N/A	N/A
Inquisitions	N/A	263	N/A	N/A
Total	N/A	361	N/A	N/A
Total	N/A	13,019	N/A	N/A
Mental health:				
Involuntary commitments	N/A	(1)	N/A	N/A
Other civil:				
Change of name	N/A	502	N/A	N/A
Total civil	N/A	16,288	N/A	N/A
Grand total	N/A	16,288	N/A	N/A

Boldface headings indicate the classifications used by the NCSP.

N/A = This case type is handled by the court, but the data are unavailable.

^dCase definition or unit of count:

A civil case is not counted in the same way throughout the state.

^jExplanation of data included in the category:

"Other" classified under other domestic relations includes relinquishments and termination of parental rights and involuntary commitments (mental health) cases. The data were entered under the domestic relations category since the relinquishment and termination of parental rights cases made up the majority of the volume.

Sources: Chairman, Judicial Council, Seventeenth Biennial Report of the Judicial Council of the State of New Hampshire covering periods August 1, 1976-July 31, 1977, and August 1, 1977-July 31, 1978 (Concord, New Hampshire: 1978). Statistics are from the biennial report except that totals have been computed where necessary.

NEW HAMPSHIRE MUNICIPAL COURT
 Court of limited jurisdiction
 15 courts: 15 part-time and 5 special justices
 July 1, 1977 to June 30, 1978

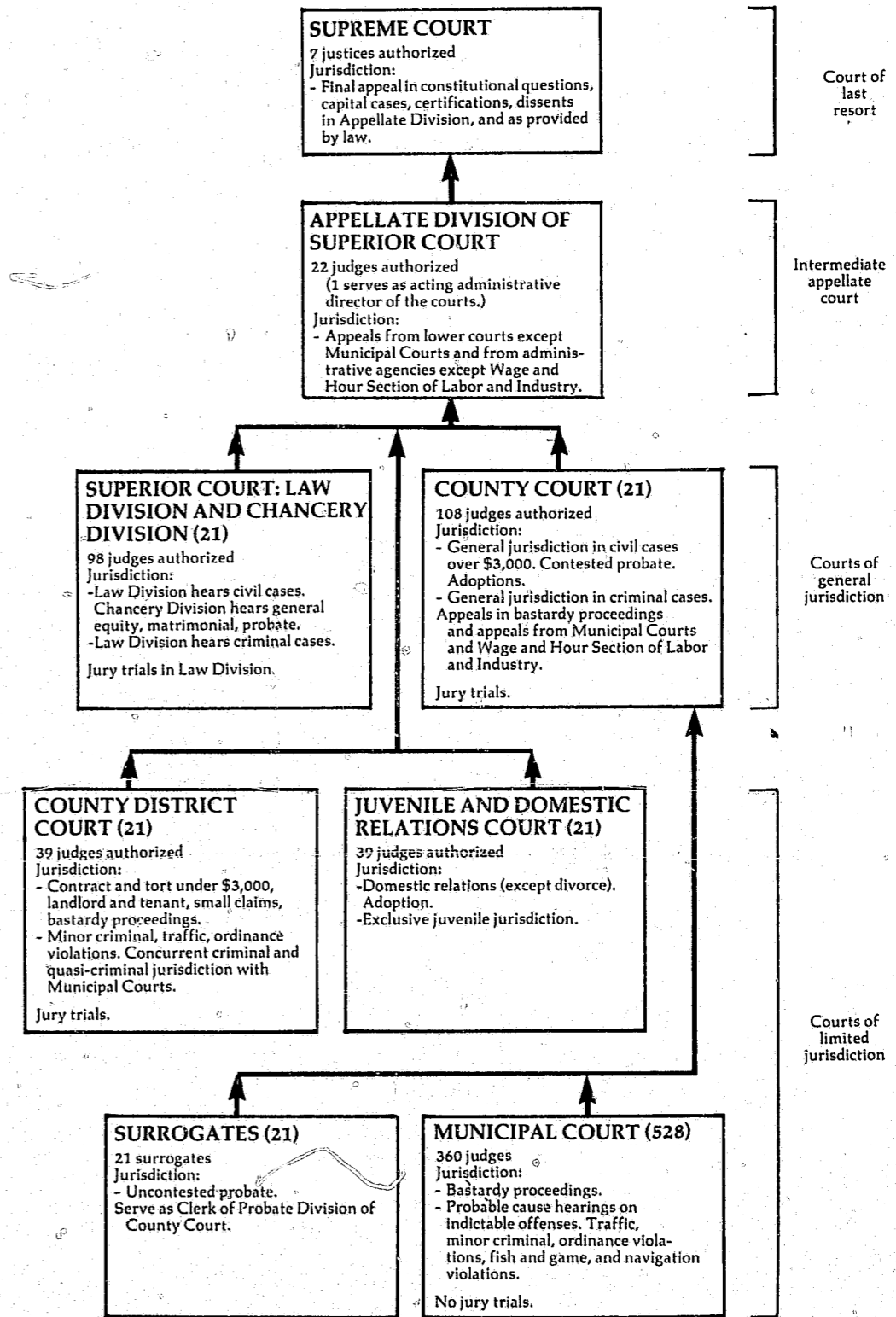
	Beginning pending	Filed	Disposed	End pending
Civil^d:				
Small claims	N/A	N/A	702	N/A
Real property rights:				
Landlord and tenant	N/A	N/A	8	N/A
Total civil	N/A	N/A	710	N/A
Criminal^d:				
Misdemeanor	N/A	N/A	887	N/A
Preliminary hearing	N/A	N/A	87	N/A
Total criminal	N/A	N/A	974	N/A
Traffic:				
Other traffic violation:				
Violations (including traffic violations)	N/A	N/A	7,824	N/A
Total traffic	N/A	N/A	7,824	N/A
Juvenile:				
Criminal-type offense:				
Delinquent children	N/A	N/A	292	N/A
Status offense:				
Person in need of supervision	N/A	N/A	26	N/A
Non-offense:				
Neglected children	N/A	N/A	15	N/A
Total juvenile	N/A	N/A	333	N/A
Grand total	N/A	N/A	9,841	N/A

Boldface headings indicate the classifications used by the NCSP.
 N/A - This case type is handled by the court, but the data are unavailable.

^dCase definition or unit of count:
 A civil case is not counted in the same way throughout the state.
 The criminal case unit of count is not consistent statewide.

Source: Chairman, Judicial Council, Seventeenth Biennial Report of the Judicial Council of the State of New Hampshire covering periods August 1, 1976-July 31, 1977, and August 1, 1977-July 31, 1978 (Concord, New Hampshire: 1978). Statistics are from the biennial report except that totals have been computed where necessary.

NEW JERSEY COURT SYSTEM, 1978



↑ Indicates route of appeal.

NEW JERSEY SUPREME COURT
Court of last resort
7 justices
September 1, 1977 to August 31, 1978

	Beginning pending	Filed	Disposed	End pending
Cases:				
Appeals:				
Civil:				
Civil categories	X	X (X) ^e	101	X
Criminal	X	X (X) ^e	31	X
Appeals of administrative agency case:				
State agencies or authorities	X	X (X) ^e	29	X
Cases consolidated or disposed before argument	X	X (X) ^e	57	X
Total appeals	176	86 (107)^e	218	151
Other cases:				
Original proceedings:				
Disciplinary	34	4	66	32
Requests to appeal:				
Petitions for certification	183	866	616 (82) ^e	351
Motion for direct certification	(j)	(j)	122 (15) ^e	(j)
Motions for leave to appeal	(j)	(j)	56 (10) ^e	(j)
Total	183^j	866ⁱ	794 (107)^e	351^j
Total other cases	217ⁱ	930ⁱ	860 (107)^e	383ⁱ
Total cases	393ⁱ	1,016ⁱ(107)^e	1,078 (107)^e	534^e
Other proceedings:				
Rehearing requests	X	X	45	X
Other matters:				
Motions and other petitions	X	X	822	X
Total other proceedings	119^j	1,129^j	867	178

Manner of disposition^m

Written opinion	81 ^m
Per curiam	68

Age of pending cases (8/31/78)

Under 2 months	24
2 to 5 months	61
5 to 8 months	25
8 to 12 months	16
12 to 14 months	5
14 to 17 months	5
17 to 20 months	5
Over 20 months	10

Disposition of appeals

Affirmed	62
Reversed	35
Modified	11
Reversed and remanded	36
Affirmed and reversed in part	7
Remanded	2
Dismissed after argument	11
Dismissed before argument	38
Remanded before argument	6
Consolidated with certification ..	2
Decided without argument	8

Time intervals (months/days)

	Mean	Median
Judgment below to notice of appeal or granting of certification	3/ 0	2/24
Notice of appeal or granting of certification to perfection	3/10	2/ 7
Perfection to argument	6/ 0	5/26
Argument to decision	4/ 8	3/ 9
Notice of appeal or granting of certification to decision	13/16	12/28
Perfection to decision	10/ 7	9/16

Boldface headings indicate the classifications used by the NCSP.

N/A = This case type is handled by the court, but the data are unavoidable.

X = The data for this case type are known to be included in the total but were not available by category.

^eCases not included in the total to avoid double counting:

Requests to appeal when granted are not counted as disposed until the resulting appeal is disposed; a new filing is not counted for the resulting appeal. These granted requests to appeal are the numbers appearing in parentheses.

^gChange in pending does not equal the difference between filings and dispositions:

Figures are as given in the annual report.

^hData are not complete:

Filing and pending data for motions for direct certification and motions for leave to appeal could not be separated from other motions and other petitions data. These numbers are not included in total requests to appeal, total other cases, or total cases filed or pending figures.

^jExplanation of data included in the category:

Filing and pending figures reported for total other proceedings include motions for direct certification and motions for leave to appeal. Disposition data for these two categories are available separately and are listed on the appropriate lines under the requests to appeal heading above.

^mInformation on disposition type or trial data:

The 81 written opinions and 68 per curiam opinions disposed of 151 appeals and 20 disciplinary matters. There were also 25 concurring, 49 dissenting, and 12 concurring in part, dissenting in part opinions written.

Source: Administrative Director of the Courts, Annual Report 1977-78 (Trenton, New Jersey: 1979). Source of case data is available. Statistics are from the annual report except that totals have been computed where necessary.

NEW JERSEY APPELLATE DIVISION OF SUPERIOR COURT
Intermediate appellate court
21^c Judges
September 1, 1977 to August 31, 1978

	Beginning pending	Filed	Disposed	End pending
Cases:				
Appeals:				
Civil	X	2,197 ^h	X	X
Criminal	X	1,775	X	X
Appeal of administrative agency case:				
State agencies	X	1,334	X	X
Total appeals	5,641^f	5,306^k	4,754^k	6,193
Other cases:				
Original proceedings				
Requests to appeal:				
Leave to appeal	95	792	856	31
Total other cases	95	792	856	31
Total cases^k	5,736^f	6,098	5,610	6,224
Other proceedings:				
Rehearing requests	17 ^f	147	151	13
Other matters:				
Motions and petitions	420 ^f	3,654	3,867	207
Total other proceedings	437^f	3,801	4,018	220

Manner of disposition

Published opinions	300 ^m
Per curiam	2,600 ^m
Dismissed (opinion)	118
Transfers ^m	13
Dismissal/withdrawal	1,709

Disposition of appeals

Affirmed	2,042
Reversed	538
Remanded	36
Certifications	13
Modified	298
Dismissed (opinion)	110

Time interval (months/days)

	Mean	Median
Judgment below to notice of appeal	1/11	1/10
Date of appeal to perfected	8/23	7/10
Perfected to argued or submitted	4/ 9	4/ 3
Argued or submitted to decided	0/29	0/17
Date of appeal to decided	12/ 8	11/12
Perfected to decided	5/ 8	4/26

Age of pending cases (8/31/78)

Under 2 months	917
2 to 5 months	1,297
5 to 8 months	1,044
8 to 12 months	1,020
12 to 14 months	503
14 to 17 months	576
17 to 20 months	329
Over 20 months	507

Status of pending cases (8/31/78)

Not yet perfected	4,438
Perfected and ready for calendaring	1,706
Submitted but not decided ..	17
Argued but not decided ..	32

Boldface headings indicate the classifications used by the NCSP.

Blank space = Not enough information is known. The case category may or may not be handled by the court.

X = The data for this case type are known to be included in the total but were not available by category.

^cJudge information:

There are 22 judges authorized in this court, but 1 judge served as the acting administrative director of the courts.

^fBeginning pending figure for the 1978 court year does not equal the end pending figure for the 1977 court year:

The difference is due to adjustments made by the clerk of the court to the computerized docketing control system. Figures are as given in the annual report.

^gFigure was computed:

Civil appeals filed were computed by subtracting the number of criminal appeals and appeals of administrative agency cases filed from the number of total appeals filed.

^kAdditional information:

Total appeals filed and disposed include 13 certifications by the Supreme Court before calendaring by the Appellate Division.

^mInformation on disposition type or trial data:

There were also 11 concurring and 26 dissenting opinions filed. Transfers are cases transferred to the Supreme Court by certification. The 2,903 opinions disposed of 3,032 cases.

Source: Administrative Director of the Courts, Annual Report 1977-78 (Trenton, New Jersey: 1979). Source of case data is available. Statistics are from the annual report except that totals have been computed where necessary.

NEW JERSEY SUPERIOR COURT (LAW DIVISION
and CHANCERY DIVISION) and COUNTY COURT
Court of general jurisdiction
21 counties, 206 judges authorized
September 1, 1977 to August 31, 1978

	Beginning pending	Filed	Disposed	Defendants	End pending
Civil:					
Tort:					
Auto tort:					
Auto negligence	23,200 ^f	17,275	16,636	--	23,839
Other tort:					
Other—Law Division	29,895 ^f	22,958	21,031	--	31,822
Total	53,095	40,233	37,667	--	55,661
Equity	2,486	4,023	3,704	--	2,805
Domestic relations:					
Marriage dissolution:					
Matrimonial ^d	6,961 ^f	27,371	26,483	--	7,849
Adoption:					
Adoption (contested)	X	30	X	--	X
Adoption (uncontested)	0	1,702	1,702	--	0
Total	X	1,732	X	--	X
Total	6,961 ^f	29,103	28,185 ^d	--	7,849 ^d
Estate (County Court):					
Probate/wills/intestate:					
Wills and administration	X	215	X	--	X
Accounting	X	153	X	--	X
Total	X	368	X	--	X
Guardianship/conservatorship/trusteeship:					
Appointment of guardians for incompetents	0	411	411	--	0
Other estate:					
Other probate matters	X	199	X	--	X
Total	X	978	X	--	X
Total civil ^d	62,819 ^f	74,337	70,579	--	66,577
Criminal:					
Felony:					
Indictments and accusations	29,947 ^f	24,311 ^k	22,926	28,779	31,332 ^k
Appeal (County Court)	580 ^f	2,554	2,486	N/A	648
Extraordinary writ:					
Postconviction relief	57 ^f	219	239	N/A	37
Total criminal	30,584 ^f	27,084	25,651	N/A	32,017
Grand total	93,403 ^f	101,421	96,230	N/A	98,594

	Trial ^d			Criminal dispositions						
	Jury	Non-jury	Total	Cases		Defendants				
Civil:										
Tort:										
Auto tort	1,226	91	1,317							
Other tort	1,326	1,197	2,523							
Total	2,552	1,288	3,840							
Equity	0	862	862							
Domestic relations:										
Marriage dissolution	--	9,349	9,349							
Adoption	--	X	X							
Total	--	X	X							
Estate	--	X	X							
Total	2,552	12,111	14,663							
Criminal:										
Felony	2,360	462	2,822							
Grand total	4,912	12,573	17,485							

	Civil dispositions			Dismissed, or discontinued	Settled, dismissed, or discontinued	Other
	In court	Contested	Uncontested			
Tort:						
Auto tort	N/A	N/A	X	X	14,880	439
Other tort	N/A	N/A	X	X	17,489	1,019
Total	N/A	N/A	X	X	32,369	1,458
Equity	N/A	N/A	1,531	882	2,413	429
Domestic relations:						
Marriage dissolution	9,349	16,663	25	443	468	3

Tort:	Time interval ⁿ (month/days)											
	Jury			Non-jury			All trial cases					
	Number	Mean	Median	Number	Mean	Median	Number	Mean	Median	Number	Mean	Median
Auto tort:												
Complaint to trial	131	26/5	25/3	7	28/2	28/17	138	26/8	25/4			
Other tort:												
Complaint to trial	166	26/1	25/10	77	20/26	21/7	243	24/12	24/18			
Total:												
Complaint to answer	297	2/12	1/22	84	2/7	1/7	381	2/11	1/19			
Answer to pretrial	297	15/13	13/10	84	8/23	3/11	381	13/4	13/6			
Pretrial to trial	297	11/4	6/21	84	7/3	4/23	381	9/23	6/14			
Complaint to trial	297	26/3	25/6	84	21/14	21/7	381	25/2	24/25			

Criminal:	Defendants for whom trials commenced													
	Indictment or accusation to first plea						Indictment or accusation to commencement of trial							
	Number	Mean	Median	Mean	Median	Mean	Median	Number	Mean	Median	Mean	Median		
Murder	15	0/29	0/23	5/25	3/14	6/24	5/14	11	0/16	0/18	4/3	2/13	4/20	2/28
Other	339	2/5	0/25	9/3	5/27	11/8	8/19	1,119	1/29	0/27	7/6	4/3	9/6	5/19
Total	354	2/3	0/24	8/29	5/25	11/2	8/7	1,130	1/29	0/26	7/6	4/3	9/5	5/18

Criminal:	Age of pending cases ⁿ (months)							
	Other tort	Auto tort	Equity	Marriage dissolution	Estate ⁿ	Felony		
							Mean	Median
Under 6 months	6,830	4,535	1,501	2,883	149	10,531		
6+ to 12 months	8,550	6,706	833	2,402	53	6,198		
12+ to 18 months	7,550	5,974	238	1,475	60	3,747		
18+ to 24 months	4,426	3,629	111	696	(n)	2,278		
24+ to 36 months	3,414	2,420	88	295	(n)	3,119		
Over 36 months	450	313	34	98	(n)	5,459		

Boldface headings indicate the classifications used by the NCSP.
N/A = This casetype is handled by the court, but the data are unavailable.
X = The data for this case type are known to be included in the total but were not available by category.
-- = Not applicable.

^dCase definition or unit of count:
A civil case is counted when it is placed on the calendar (has reached issue).
The criminal case unit of count is the number of informations or indictments.
A jury trial is counted when the first juror is drawn.
A non-jury trial is counted at the point when an opening statement or the introduction of any evidence occurs.

^fBeginning pending figure for the 1978 court year does not equal the end pending figure for the 1977 court year:
This is because of recounts by the counties resulting from their periodic physical inventories and the discovery of other reporting errors by the counties during the course of the year.

ⁱData are not complete:
Total pending figures for domestic relations include only matrimonial cases. They do not include pending contested adoption cases.
Total disposed for domestic relations includes matrimonial and uncontested adoption, but not contested adoption cases.

^jExplanation of data included in the category:
Matrimonial includes divorce, maintenance, nullity, adoption, custody, matrimonial injunctions, and miscellaneous matrimonial.
Total civil's pending and disposed figures include data for adoption (contested) and estate cases which could not be separated into the proper categories. There were 277 of these cases pending at the beginning of the court year, 612 disposed, and 262 pending at the end of the court year.

^kAdditional information:
Of the 24,311 felony cases filed, 314 were reopened cases.
Of the 31,332 felony cases pending at the end of the court year, 5,700 were listed on inactive status, untriable for reasons beyond the control of the court or prosecutor. These include fugitives, John Does, and defendants incarcerated in another state.

^mCategories for disposition type or trial data:
Civil trials do not include uncontested matrimonial cases.

ⁿTime interval or age of pending data:
Time interval data are for cases in which trials commenced in the Law Division of the Superior Court and County Court during April 1978.
Age of pending data reflect active and inactive cases for equity, marriage dissolution, estate, and felony cases.
Age of pending cases data for auto tort and other tort cases are for active cases only. There were, in addition, 602 inactive other tort and 262 inactive auto tort cases.
The number of estate cases pending over 18 months is included in the 12+ to 18 months category.
Contested adoption cases pending in the Probate Division of the County Court and Surrogate's Court are included with the estate category in the age of pending cases chart.

Source: Administrative Director of the Courts, Annual Report 1977-78 (Trenton, New Jersey: 1979). Statistics are from the annual report except that totals have been computed where necessary.

NEW JERSEY COUNTY DISTRICT COURT
Court of limited jurisdiction
21 courts, 39 judges authorized
September 1, 1977 to August 31, 1978

	Beginning pending	Filed ¹	Disposed	End pending
Civil^d:				
Tort:				
Auto tort:				
Auto negligence	4,944 ^f	12,842	13,252	4,534
Other tort	1,600 ^f	4,460	4,434	1,626
Total	6,544 ^f	17,302	17,686	6,160
Contract	32,749 ^f	161,927	160,022	34,654
Small claims ³	6,118 ^f	41,166	40,535	6,749
Real property rights:				
Tenancy	3,681 ^f	97,490	97,020	4,151
Total civil	49,092^f	317,885	315,263	51,714
Criminal^d:				
Other criminal:				
Criminal ⁴	N/A	3,755	3,305	N/A
Total criminal	N/A	3,755	3,305	N/A
Traffic:				
Parking:				
Parking cases	N/A	40,912	24,732	N/A
Other traffic violation:				
Moving traffic cases	N/A	42,773	36,732	N/A
Total traffic	N/A	83,685	61,464	N/A
Grand total	49,092^f	405,325	380,032	51,714⁴

	Trial ^d			Criminal dispositions			
	Jury	Non-jury	Total			Other criminal	
Civil:						640	
Tort:							
Auto tort	210	568	778	Convictions and guilty pleas in open court ⁵		363	
Other tort	108	315	423	Violations Bureau			
Total	318	883	1,201	Dismissed after conditional discharge or pretrial intervention		99	
Contract	151	3,339	3,490	Other dismissals and acquittals		323	
Small claims	18	14,537	14,555	Referred to other court		2	
Real property rights ..	16	34,986	35,002	Referred to county prosecutor		1,382	
Total	503	53,745	54,248				
Criminal:							
Other criminal	—	496	496				
Traffic	—	0	0				
Grand total	503	54,241	54,744				

	Civil dispositions						
	Auto tort	Tort Other tort	Total	Contract	Small claims	Real property rights	Total
Judgments by default	5,138	1,368	6,506	102,573	6,169	11,108	126,356
Settled, dismissed, or discontinued, by dismissal of inactive cases	2,019	526	2,545	23,136	3,791	687	30,159
Before trial date	2,533	951	3,484	18,191	4,425	5,318	31,418
On trial date	2,327	1,047	3,374	10,537	10,495	44,678	69,084
Placed on inactive list or transferred	457	119	576	2,095	1,100	227	3,998

New Jersey County District Court (continued)

	Parking	Other traffic violation	Total
Traffic dispositions			
Convictions and guilty pleas in open court	530	6,741	7,271
Violations Bureau	23,842	28,723	52,565
Dismissals and acquittals	360	1,266	1,626
Transferred to other court	0	2	2

	Age of pending cases (months)				
	Under 6 months	6+ to 12 months	12+ to 18 months	18+ to 24 months	Over 24 months
Civil:					
Tort:					
Auto tort	3,414	840	162	59	59
Other tort	1,257	303	49	11	6
Total	4,671	1,143	211	70	65
Contract	30,096	3,501	628	288	141
Small claims	5,964	459	235	85	6
Real property rights	4,143	8	0	0	0
Total	44,874	5,111	1,074	443	212

	Time interval ⁶ (months/days)								
	Jury			Non-jury			Total		
	Number of cases	Mean	Median	Number of cases	Mean	Median	Number of cases	Mean	Median
Complaint to trial:									
Civil:									
Tort:									
Auto tort	14	10/21	9/28	43	10/ 8	8/18	57	10/11	8/18
Other tort	3	19/25	22/13	24	8/20	6/26	27	9/27	8/ 0
Total	17	12/ 9	—	67	9/21	—	84	10/ 6	—
Contract	14	12/21	13/ 7	279	8/ 1	7/ 2	293	8/ 8	7/ 5
Total	31	12/15	12/18	346	8/11	7/ 5	377	8/21	7/12
Complaint to answer:									
Civil⁷	31	1/19	1/ 2	346	2/ 2	1/ 4	377	2/ 1	1/ 4

Boldface headings indicate the classifications used by the NCSP.

N/A = This case type is handled by the court, but the data are unavailable.

— = Not applicable.

^dCase definition or unit of count:

A civil case is counted with the filing of a petition or complaint.

The criminal case unit of count is the number of informations, indictments, or complaints.

A jury trial is counted when the first juror is drawn.

A non-jury trial is counted at the point when an opening statement or the introduction of any evidence occurs.

^eBeginning pending figure for the 1978 court year does not equal the end pending figure for the 1976 court year:

Figures are as given in the annual report. This imbalance is caused by adjustments made to caseload data based on physical inventories conducted periodically by each court.

^fData are not complete:

Grand total pending figures do not include criminal or traffic cases.

^gExplanation of data included in the category:

Filed includes all complaints filed or transferred from other courts or counties and inactive complaints restored to calendar.

Small claims include auto small claims cases and other small claims.

Criminal case complaints include indictable offenses referred to county prosecutors for indictment as well as minor criminal,

disorderly persons, ordinance, fish and game, navigation, etc.

^hTime interval or age of pending data:

Time interval data are for all civil cases in which trials commenced during April 1978, excluding small claims and real property rights.

Source: Administrative Director of the Courts, Annual Report 1977-78 (Trenton, New Jersey: 1979) and Proceedings in the Municipal Courts, September 1, 1977-August 31, 1978 (Trenton, New Jersey: 1979). Statistics are from the annual reports except that totals have been computed where necessary.

NEW JERSEY JUVENILE AND DOMESTIC RELATIONS COURT
 Court of limited jurisdiction
 21 courts, 39 judges authorized
 September 1, 1977 to August 31, 1978

	Beginning pending	Filed	Disposed	End pending
Civil^d:				
Domestic relations:				
Domestic relations and reciprocal support	6,178 ^f	73,460	72,397	7,241
Total civil	6,178 ^f	73,460	72,397	7,241
Juvenile:				
Criminal-type offense:				
Juvenile delinquent complaints	12,554 ^f	81,827	80,352	14,029
Status offense:				
Juvenile in need of supervision (JINS)	937 ^f	10,553	10,384	1,106
Total juvenile	13,491 ^f	92,380	90,736	15,135
Grand total	19,669 ^f	165,840	163,133	22,376

Age of pending cases (months)

	Civil		Juvenile	
	Domestic relations	Criminal-type offense	Status offense	
Under 1 month	2,838	4,366	373	
1 to 3 months	3,005	6,532	510	
Over 3 months	1,398	3,131	223	
3+ to 6 months	(n)	2,331	179	
Over 6 months	(n)	800	44	

Boldface headings indicate the classifications used by the NCSP.

^dCase definition or unit of count:

A civil case is counted with the filing of a petition or complaint.

A criminal case is counted at the point when an opening statement or the introduction of any evidence occurs.

^fBeginning pending figure for the 1977 court year does not equal the end pending figure for the 1977 court year: This is because of recounts by the counties resulting from their periodic physical inventories and the discovery of other reporting errors by the counties during the course of the year.

^gInformation on time interval or age of pending data:

The domestic relations cases pending 3+ to 6 months, and over 6 months are included in the over 3 months category.

Source: Administrative Director of the Courts, Annual Report 1977-78 (Trenton, New Jersey: 1979). Statistics are from the annual report except that totals have been computed where necessary.

NEW JERSEY MUNICIPAL COURT
 Court of limited jurisdiction
 528 courts, 360 judges
 September 1, 1977 to August 31, 1978

	Beginning pending	Filed	Disposed	End pending
Criminal^d:				
Other criminal:				
Criminal ^j	N/A	345,411 ^j	295,457	N/A
Total criminal	N/A	345,411 ^j	295,457	N/A
Traffic:				
Parking:				
Parking cases	N/A	2,562,003	2,006,289	N/A
Other traffic violation:				
Moving traffic cases	N/A	1,107,574	1,001,047	N/A
Total traffic	N/A	3,669,577	3,007,336	N/A
Grand total	N/A	4,014,988	3,302,793	N/A

Non-jury trial^d

Criminal (other criminal)	2,891
Traffic	0
Grand total	2,891

Criminal dispositions

	Other criminal
Convictions and guilty pleas in open court..	108,613
Violations Bureau	21,928
Dismissal after conditional discharge and pretrial intervention	10,587
Other dismissals and acquittals	83,966
Referred to other court	3,751
Referred to county prosecutor	63,721

Traffic dispositions

	Parking	Other traffic violation	Total
Convictions and guilty pleas in open court..	73,315	276,426	349,741
Violations Bureau	1,891,799	644,113	2,535,912
Dismissals and acquittals	41,156	59,966	101,122
Referred to other court	19	542	561

Boldface headings indicate the classifications used by the NCSP.

N/A = This case type is handled by the court, but the data are unavailable.

^dCase definition or unit of count:

The criminal case unit of count is the number of informations, indictments, or complaints.

A non-jury trial is counted at the point when an opening statement or the introduction of any evidence occurs.

^jExplanation of data included in the category:

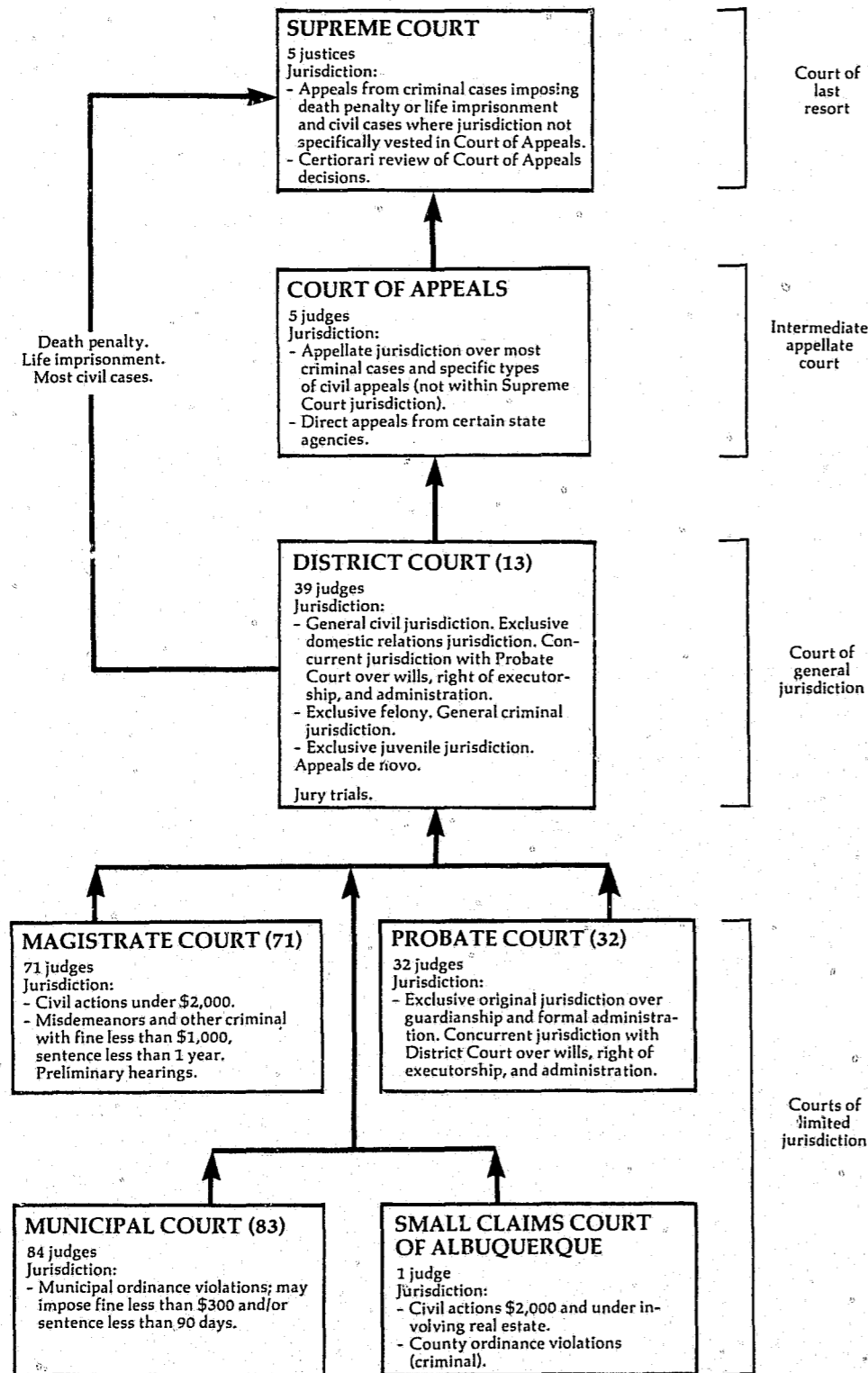
Criminal case complaints include indictable offenses referred to county prosecutors for indictment as well as minor criminal, disorderly persons, ordinance, fish and game, navigation, etc.

Source: Proceedings in the Municipal Courts, September 1, 1977-August 31, 1978 (Trenton, New Jersey: 1979). Statistics are from the annual report except that totals have been computed where necessary.

NEW JERSEY SURROGATES
 21 counties, 21 surrogates
 September 1, 1977 to August 31, 1978

No data were supplied for the surrogates because they handle only uncontested probate matters and serve as the clerks of the probate divisions of County Courts.

NEW MEXICO COURT SYSTEM, 1978



↑ Indicates route of appeal.

NEW MEXICO SUPREME COURT
Court of last resort
5 Justices
January 1, 1978 to December 31, 1978

	Beginning pending	Filed	Disposed	End pending
Cases:				
Appeals:				
Civil	X	245 (X)	X	X
Criminal	X	28 (X)	X	X
Reinstated cases	X	0	X	X
Total appeals	X	273 (33) ^e	280	X
Other cases:				
Original proceedings:				
Habeas corpus	X	104 ^j	105 ^j	X
Mandamus	X	27	26	X
Prohibition	X	56	57	X
Removal from corporation commission	X	0	0	X
Superintending control	X	7	6	X
Rule 32 election challenge	X	5	4	X
Quo Warranto	X	1	1	X
Criminal contempt	X	1	X	X
Other	X	0	18	X
Total	X	201	217	X
Disciplinary matter:				
Judicial standards commission (removal of judge)	X	1	1	X
Suspension of attorneys	X	2	2	X
Disciplinary	X	3	3	X
Total	X	6	6	X
Total	X	207	223	X
Requests to appeal:				
Certiorari	X	174	123 (33) ^e	X
Total other cases	X	381	346 (33) ^e	X
Total cases	169	654 (33) ^e	626 (33) ^e	197

Other proceedings:				
Other matters:				
Rule 37 motions ^j	0	352	352	0
Rule 34 motions ^j	0	69	69	0
Rule 39 motions ^j	0	1	1	0
Rule 44 motions ^j	0	11	11	0
Rule 41 motions ^j	0	2	2	0
Total	0	435	435	0
Total other proceedings	0	435	435	0

Manner of disposition	Disposition of appeals ^m	Time interval (average days)
Written opinion	Affirmed	From notice of appeal to transcription ⁿ
219 ^m	134	85.8
Per curiam	Reversed	From transcription to issue
2	61	73.5
Dismissal/withdrawal	Affirmed in part, reversed in part	From issue to submission
47	19	52.6
Transfer	Remanded	From submission to opinion/decision
13	5	41.5
	Dismissed with opinion	From issue to opinion/decision
	0	94.5
	Decision vacated with opinion	From transcript to mandate
	0	182.0
	Writ quashed	
	1	
	Rule 32 election challenge	
	1	

Status of pending cases (12/31/78)	Disposition of other cases			Requests to appeal
	Original jurisdiction	Disciplinary	Total	
Not at issue	0	0	0	33
At issue--not set for oral argument	62	62	110	110
At issue--set for oral argument	1	1	12	12
Previously submitted	21	21	21	21
	6	6	6	6
	0	0	0	0
	0	0	0	0
	0	0	0	0
	92	92	92	92
	2	2	2	2
	3	3	3	3
	1	1	1	1
	0	0	0	0

Boldface headings indicate the classifications used by the NCSP.
 X = The data for this case type are known to be included in the total but were not available by category.
 -- = Not applicable.

^jExplanation of data included in the category:
 Habeas corpus filed includes 12 original habeas corpus cases and 92 cases from habeas corpus dockets. Habeas corpus disposed includes 13 original habeas corpus cases and 92 from the habeas corpus docket.
 Rule 37 motions are prosecutors' motions for extension of time in District Court. Rule 34 motions and Rule 44 motions are motions for extension of time in Childrens Court. Rule 41 of the Rules of Criminal Procedure for Magistrates Court is a motion for extension of time.

^mCategories for disposition type or trial data:
 The disposition of appeals types are the results of opinions.
 Of the 180 written opinions, 7 opinions disposed of 17 cases. Four opinions withdrew a prior opinion, and one opinion withdrew a mandate.
 (continued on next page)

^mInformation on time interval or age of pending data:

No table was prepared on notice of appeal to docketing since counsel only has 30 days to file a skeleton transcript after filing of the notice of appeal.

Source: Judicial Department of the State of New Mexico, Annual Report, 1978 (Santa Fe, New Mexico: 1979). Statistics are from the annual report except that totals have been computed where necessary.

NEW MEXICO COURT OF APPEALS
Intermediate appellate court
5 Judges
January 1, 1978 to December 31, 1978

	Beginning pending	Filed	Disposed	End pending
Cases:				
Appeals:				
Civil	X	210	X	X
Criminal and juvenile	X	299	X	X
Appeal of administrative agency case	X	24	X	X
Other appeals:				
Reinstated cases	X	6	X	X
Total appeals	218	539	463	294
Other cases:				
Original proceedings				
Requests to appeal				
Total other cases				
Total cases^k	218	539	463	294
Other proceedings:				
Rehearing requests	0	65	63	0
Other matters:				
Motions	0	703	703	0
Total other proceedings	0	768	768	0

Disposition of appeals

Manner of disposition		Civil and administrative		Criminal and juvenile	Total	Interlocutory appeals
Formal opinion	155	Affirmed	60	182	242	—
Memorandum decision	195	Reversed	37	49	86	—
Transfer	19	Dismissed	1	9	10	—
By order	89	Affirmed in part, reversed in part ..	4	8	12	—
Certification to Supreme Court ...	5	Quashed	0	0	0	—
		Granted	—	—	—	8
		Denied	—	—	—	23
		Transferred to Supreme Court	0	0	0	1

Time interval (average days)ⁿ

	Civil				Administrative agency			Criminal and juvenile			Grand total
	Total	Inter-locutory appeals	Other	Total	Adminis- trative appeals	Workmen's compen- sation	Total	Summary calendar	Other calendar	Total	
Number of cases	45	10	12	67	5	29	34	69	158	227	328
Notice of appeal in district court to decision:											
Notice of appeal in district court to answer brief filed:											
Notice of appeal in district court or transcript filed	97	24	95	85	43	97	89	—	—	—	—
Transcript filed to brief in chief filed	36	24	26	32	34	32	32	—	—	—	—
Brief in chief filed to answer brief filed	39	10	36	34	50	29	32	—	24	—	—
Total	172	58	157	152	127	158	153	—	119	—	—
Answer brief filed to decision	195	72	164	171	208	99	115	—	58	—	—
Total	365	130	321	322	335	256	268	45	177	137	188
Decision to mandate	38	29	50	38	44	49	48	32	37	36 ⁿ	38 ⁿ

Boldface headings indicate the classifications used by the NCSP.

Blank space = Not enough information is known. The case category may or may not be handled by the court.

X = The data for this case type are known to be included in the total but were not available by category.

ⁿInformation on age of pending or time interval data:

Cases included in the time interval chart do not include dismissed, denied, docket and affirm, transferred to/from the Supreme Court, or those cases determined to be atypical as a result of severe problems or delays (e.g. reinstated cases). There were 122 cases decided that were not included in the time interval data.

Decision to mandate for "other calendar" criminal and juvenile cases was based on 157 rather than 158 cases. Total criminal, juvenile, and grand total figures were adjusted to take this into account.

Time interval figures given in the annual report figures were rounded to the nearest whole number for inclusion in this table.

Source: Judicial Department of the State of New Mexico, Annual Report, 1978 (Santa Fe, New Mexico: 1978). Statistics are from the annual report except that totals have been computed where necessary, and revisions have been made during verification by the office of the state court administrator.

NEW MEXICO DISTRICT COURT
Court of general jurisdiction
13 districts, 39 judges
January 1, 1978 to December 31, 1978

	Beginning pending	Filed	Disposed	End pending
Civil^d:				
Domestic relations	5,984	17,558	16,851	6,691
Other civil	<u>15,562</u>	<u>23,010</u>	<u>20,104</u>	<u>18,469</u>
Total civil	21,547^f	40,568	36,955	25,160
Criminal^d:				
Felony/misdemeanor:				
Criminal	<u>2,345^f</u>	<u>4,949</u>	<u>4,697</u>	<u>2,597</u>
Total criminal	2,345^f	4,949	4,697	2,597
Juvenile:				
Total juvenile	2,514	3,811	4,693	1,632
Grand total	26,406^f	49,328	46,345	29,389
	<u>Jury trial^d</u>			
	Criminal 450			

Boldface headings indicate the classifications used by the NCSP.

N/A = This case type is handled by the court, but the data are unavailable.

^dCase definition or unit of count:

A civil case is counted with the filing of a petition or complaint.

The criminal case unit of count is the number of defendants on the information, indictment, or complaint.

A jury trial is counted when the jury is impaneled.

^fBeginning pending figure for the 1978 court year does not equal the end pending figure for the 1977 court year:

Pending figures reflect adjustments made following an inventory conducted during 1978.

Source: Judicial department of the State of New Mexico, Annual Report, 1978 (Santa Fe, New Mexico: 1979). Statistics are from the annual report except that totals have been computed where necessary.

NEW MEXICO MAGISTRATE COURT¹
 Court of limited jurisdiction
 71 courts, 71 judges
 January 1, 1978 to December 31, 1978

	Beginning pending	Filed	Disposed	End pending
Civil^d:				
Law:				
Civil	N/A	14,276	N/A	N/A
Total civil	N/A	14,276	N/A	N/A
Criminal^d:				
Misdemeanor:				
Non-traffic	N/A	16,941	N/A	N/A
Preliminary hearing:				
Felony	N/A	9,288	N/A	N/A
Total criminal	N/A	26,229	N/A	N/A
Traffic:				
Total traffic	N/A	86,680	N/A	N/A
Grand total	N/A	127,185	N/A	N/A

Jury trial ^d		Criminal dispositions	
Civil	21	Preliminary hearings held	2,011
Criminal and traffic	377		
Total	398		

Boldface headings indicate the classifications used by the NCSF.
 N/A = This case type is handled by the court, but the data are unavailable.

^dCase definition or unit of count:
 A civil case is counted with the filing of a petition or complaint.
 The criminal case unit of count is the number of indictments or complaints.
 A jury trial is counted when the jury is impaneled.

Source: Judicial Department of the State of New Mexico, *Annual Report, 1978* (Santa Fe, New Mexico: 1979). Statistics are from the annual report except that totals have been computed where necessary.

NEW MEXICO PROBATE COURT
 Court of limited jurisdiction
 32 courts, 32 judges
 January 1, 1978 to December 31, 1978

There were no data available for cases handled in the Probate Court for 1978.

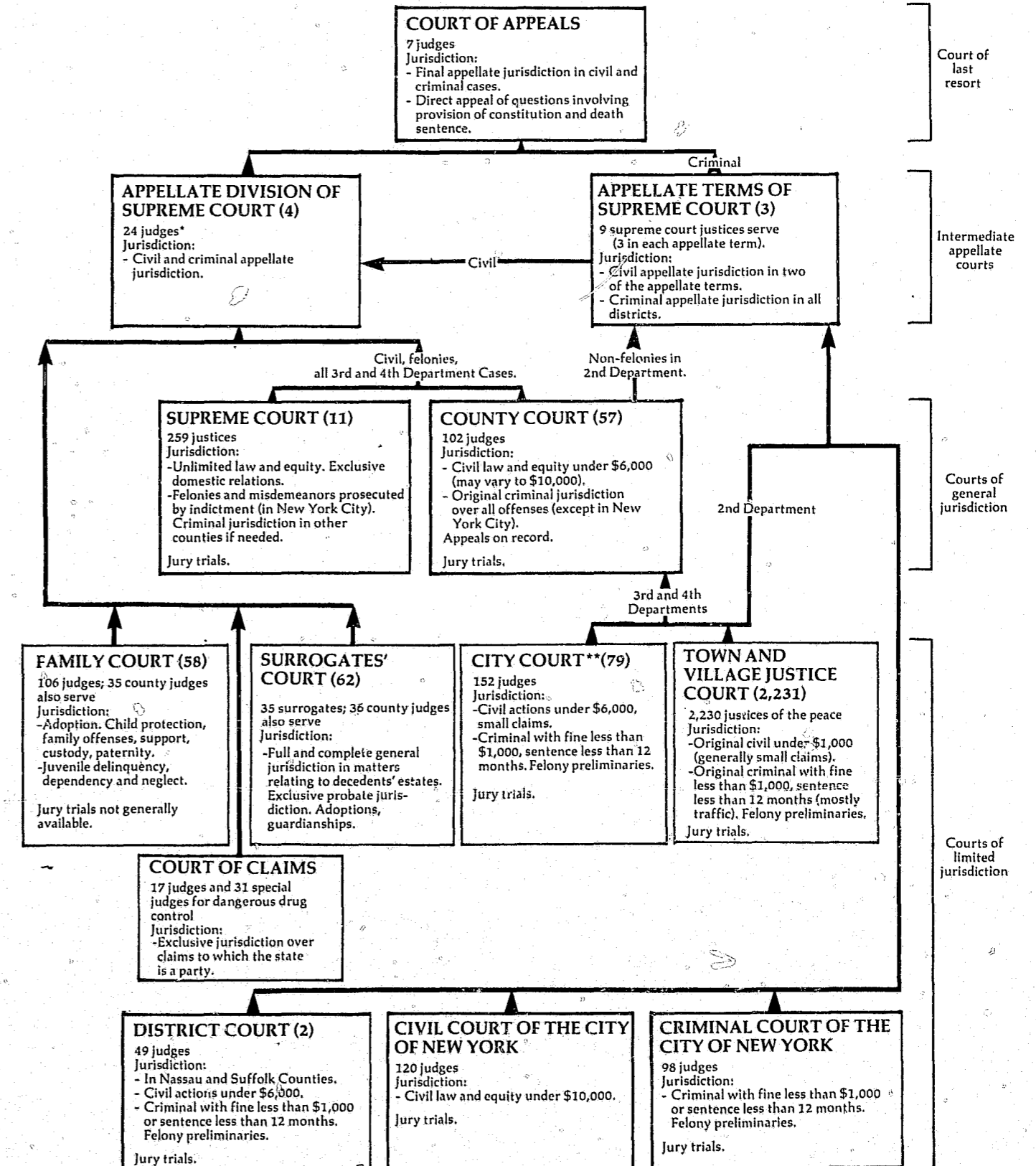
NEW MEXICO MUNICIPAL COURT
 Court of limited jurisdiction
 83 courts, 86 judges
 January 1, 1978 to December 31, 1978

There were no data available for cases handled in the Municipal Court for 1978.

SMALL CLAIMS COURT OF ALBUQUERQUE, NEW MEXICO
 Court of limited jurisdiction
 1 court, 1 judge
 January 1, 1978 to December 31, 1978

There were no data available for cases handled in the Small Claims Court for 1978.

NEW YORK COURT SYSTEM, 1978



↑ Indicates route of appeal
 *Eleven justices and 9 certified retired justices were certified to the Appellate Division of the Supreme Court.
 **Included are the city courts, justice courts, police courts, and recorder's courts.

NEW YORK COURT OF APPEALS
Court of last resort
7 judges
January 1, 1978 to December 31, 1978

	Beginning pending	Filed	Disposed	End pending
Cases:				
Appeals:				
Civil	N/A	X (66) ^e	464	N/A
Criminal	N/A	X (111) ^e	130	N/A
Total appeals	N/A	531 (177) ^e	594	N/A
Other cases:				
Original proceedings				
Requests to appeal:				
Civil	N/A	N/A	584 (66) ^e	N/A
Criminal:				
Application for leave to appeal	N/A	1,692	1,452 (111) ^e	N/A
Other motions	N/A	N/A	668	N/A
Total	N/A	1,692 ¹	2,704 (177) ^e	N/A
Total other cases	N/A	1,692 ¹	2,704 (177) ^e	N/A
Total cases	N/A	2,223 ¹ (177) ^e	3,298 (177) ^e	N/A

Manner of disposition^m

Written opinion	175
Per curiam	28
Memorandum	217

Disposition of appeals

	Civil	Criminal	Total
Affirmance	310	81	391
Reversal	114	46	160
Modification	37	2	39
Dismissal	3	1	4
Other	0	0	0

Boldface headings indicate the classifications used by the NCSP.

Blank space = Not enough information is known. The case category may or may not be handled by the court.

N/A = This case type is handled by the court, but the data are unavailable.

X = The data for this case type are known to be included in the total but were not available by category.

^eCases not included in the total to avoid double counting:

One-hundred-eleven applications for leave to appeal criminal convictions and sixty-six civil applications were granted by the court. These applications when granted are not counted as a disposition until the resulting appeal is disposed. No filing is counted for the appeal. These granted applications are the numbers appearing in parentheses.

¹Data are not complete:

Total requests to appeal, total other cases, and total cases filed do not include civil requests to appeal or other motions.

^JExplanation of data included in the category:

Motions include motions to appeal in civil cases and an unknown number of procedural motions.

^mInformation on disposition type or trial data:

In addition to the 420 majority opinions, 18 concurring opinions and 76 dissenting opinions were filed.

Source: Chief Administrator of the Courts, First Annual Report 1979 (New York, New York: 1979). Statistics are from the annual report except that totals have been computed where necessary.

NEW YORK APPELLATE DIVISIONS OF THE SUPREME COURT
Intermediate appellate court
4 divisions, 24 judges^c
January 1, 1978 to December 31, 1978

	Beginning pending	Filed	Disposed	End pending
Cases:				
Appeals:				
Total appeals	N/A	8,384 ^J	9,100 ^J	N/A
Other cases:				
Original proceedings:				
Original jurisdiction	N/A	(j)	(j)	N/A
Disciplinary matters:				
Attorney disciplinary proceedings	N/A	(j)	113 ^J	N/A
Total	N/A	(j)	113 ^J	N/A
Requests to appeal	N/A	(j)	113 ^J	N/A
Total other cases	N/A	(j)	113 ^J	N/A
Total cases	N/A	8,384 ¹	9,213	N/A
Other proceedings:				
Other matters:				
Motions decided	--	--	16,363	--
Total other proceedings	--	--	16,363	--

Manner of disposition

Full opinion	565
Per curiam	50
Memorandum	4,315

Disposition of appeals

Affirmances	5,440
Reversal not including new trials	1,201
Modifications	817
Dismissals	359
New trials	224
Other	428

Boldface headings indicate the classifications used by the NCSP.

Blank space = Not enough information is known. The case category may or may not be handled by the court.

N/A = This case type is handled by the court, but the data are unavailable.

-- = Not applicable.

^cJudge information:

In addition to the 24 permanently assigned judges, 11 justices and 9 certified retired justices were temporarily assigned to this court during 1978.

¹Data are not complete:

Total cases filed do not include all original proceedings.

^JExplanation of data included in the category:

An unknown number of original proceedings are included in total filings and dispositions of appeals.

Source: Chief Administrator of the Courts, First Annual Report 1979 (New York, New York: 1979). Statistics are from the annual report except that totals have been computed where necessary.

NEW YORK APPELLATE TERMS OF THE SUPREME COURT
Intermediate appellate court
3 terms, 9 supreme court justices serve^c
January 1, 1978 to December 31, 1978

	Beginning pending	Filed	Disposed	End pending
Cases:				
Appeals:				
Total appeals	N/A	2,215	1,821	N/A
Other cases:				
Original proceedings				
Requests to appeal				
Total other cases				
Total cases	N/A	2,215	1,821	N/A
Other proceedings:				
Other matters:				
Motions heard or submitted	--	--	3,565	--
Total other proceedings	--	--	3,565	--

Manner of disposition	Disposition of appeals
Opinions filed	Application rejected:
Per curiam	Discontinued
Memoranda written, not filed	Dismissed on calendar call (civil)
	Dismissed on calendar call (criminal)
	Remitted
	Total rejected
	Decisions rendered:
	Affirmed
	Reversed
	Modified
	Dismissed, discontinued, withdrawn, remanded ..
	Total decisions rendered

Note: Appellate Terms of the Supreme Court hear civil and criminal appeals from the first and second departments. County Courts sitting as appellate courts for the third and fourth departments hear some equivalent criminal appeals; however, data regarding the volume of such cases are not available. For certain criminal cases New York has three intermediate appellate courts when County Courts sitting as appellate courts are counted.

Boldface headings indicate the classifications used by the NCSP.
Blank space = Not enough information is known. The case category may or may not be handled by the court.
N/A = This case type is handled by the court, but the data are unavailable.
-- = Not applicable.

^cJudge information:
During 1978, there were three appellate terms sitting with three judges in each term; hence the total of nine judges for 1978.

Source: Chief Administrator of the Courts, First Annual Report 1979 (New York, New York: 1979). Statistics are from the annual report except that totals have been computed where necessary.

NEW YORK SUPREME COURT AND COUNTY COURT
Court of general jurisdiction
11 districts, 259^c justices; 57 counties, 102^c judges
January 1, 1978 to December 31, 1978^j

	Beginning pending	Filed ^j	Disposed	End pending
Civil^d:				
Tort:				
Auto tort:				
Motor vehicle	X	20,514	22,537	X
Professional tort:				
Medical malpractice	X	1,679	1,434	X
Other tort	X	13,491	12,490	X
Total	X	35,684	36,461	X
Real property rights:				
Condemnation	X	130	239	X
Domestic relations:				
Marriage dissolution:				
Contested matrimonial	3,631 ^{fh}	9,573	9,381	3,823
Appeal:				
Appeal of administrative agency case:				
Tax certiorari	X	6,425	5,230	X
Other civil:				
All others	X	12,859	12,596	X
Total civil	65,472^{fh}	64,671	63,907	66,236
Criminal^d:				
Felony/misdemeanor:				
Indictments--New York City	9,825 ^{fi}	15,883	17,100	8,608
Indictments--outside New York City	N/A	16,623	16,287	N/A
Total	9,825 ^{fi}	31,506	33,387	8,608
Total criminal	9,825^{fi}	31,506	33,387	8,608ⁱ
Grand total	75,297^{fi}	96,177	97,294	74,844ⁱ

Trial ^d	Criminal (felony/misdemeanor) dispositions		
	Jury	Non-jury	Total
Criminal:			
New York City	X	X	1,941 ^m
Outside New York City	X	X	1,110 ^m
Total	X	X	3,051
Pleas of guilty:			
Felony	10,176	X	X
Misdemeanor	1,325	X	X
Total	11,501	12,691	24,192
Trial conviction	1,356	865	2,221
Acquittal	658	303	961
Dismissed	3,585	2,428	6,013
Disagreements	120 ^m	34 ^m	154 ^m
Mistrials	209 ^m	73 ^m	282 ^m
Youths adjudicated as youthful offenders	1,289 ^m	3,038 ^m	4,327 ^m

Age of pending cases (average months)

Projected average age:	New York City Outside New York City Total		
	New York City	Outside New York City	Total
Civil:			
Supreme Court	13	15	14
County Court	--	9	9

Boldface headings indicate the classifications used by the NCSP.
N/A = This case type is handled by the court, but the data are unavailable.
X = The data for this case type are known to be included in the total but were not available by category.
-- = Not applicable.

^cJudge information:
In addition to the 259 judges regularly assigned to the Supreme Court, 40 certified retired judges also served on this court during 1978. Of the 102 county court judges, 9 also serve as surrogates, 8 also serve as Family Court judges, and 27 also serve as both surrogates and Family Court judges.

^dCase definition or unit of count:
A civil case is counted with the filing of a petition or complaint.
The criminal case unit of count is the number of defendants on the indictment, except in the trial data.
A trial is counted if tried to verdict or decision, which includes mistrials.

^fBeginning pending figure for the 1978 court year does not equal the end pending figure for the 1977 court year:
Figures are as given in the annual report.

ⁱData are not complete:
Total criminal pending and grand total pending figures do not include felony/misdemeanor indictments outside New York City.

^jExplanation of data included in the category:
Filed includes new actions, restorations, and transfers into these courts from other courts, plus or minus transfers within the courts.
Pending data for New York City criminal cases include only felony cases.

^mInformation on disposition type or trial data:
There were 2,222 defendants tried in the 1,941 criminal trials, and approximately 1,241 defendants in the 1,110 trials. The dispositions of disagreements, mistrials and youths adjudicated as youthful offenders are not counted in the disposed data of the profile's top portion.

Source: Chief Administrator of the Courts, First Annual Report 1979 (New York, New York: 1979). Statistics are from the annual report except that totals have been computed where necessary.

CIVIL COURT OF THE CITY OF NEW YORK
 Court of limited jurisdiction
 1 court, 120 judges
 January 1, 1978 to December 31, 1978

	Beginning pending	Filed	Disposed	End pending
Civil:				
Tort	X	39,247	X	X
Contract:				
Commercial	X	19,938	X	X
Real property rights:				
Housing part actions	536	2,349	1,938	947
Housing part (summary proceeding)	X	68,597	70,800	X
Total	X	70,946	72,738	X
Other civil:				
Nonhousing part actions (summary proceeding)	X	5,651	4,807	X
Total civil	24,053 ^f	135,782	134,147	24,9548
Grand total ^k	24,053 ^f	135,782	134,147	24,9548

Civil:	Trial ^d			Civil dispositions			Real property tort and rights and contract							
	Jury	Non-jury	Total	Settled, discontinued, or dismissed before trial	Settled or discontinued during trial	Dismissed during trial	Marked off calendar	Default judgment (inquest)	Default (no inquest)	Inquest by court	Consent judgment	Referred to referee	Disagreement or mistrial	Arbitration
Tort and contract	584	1,593	2,177	38,558	824	83	7,757	5,868	—	—	21	—	100	1,214
Real property rights and other civil	17	7,010	7,027	47,660	2,666	241	265	465	16,648	2,548	2	0	0	—
Total	601	8,603	9,204	86,218	3,490	324	8,022	6,333	16,648	2,548	23	0	100	1,214

Boldface headings indicate the classifications used by the NCSP.
 X = The data for this case type are known to be included in the total but were not available by category.
 — = Not applicable.

^dCase definition or unit of count:
 A civil case is counted with the filing of a petition or complaint.
 A trial is counted if tried to verdict or decision.

^fBeginning pending figure for the 1978 court year does not equal the end pending figure for the 1977 court year:
 Data are as given in the annual report.

^gChange in pending does not equal the difference between filings and dispositions:
 This is a result of adjustments made by the court.

^kAdditional information:
 This court also disposed of 51,946 motions and issued 170,437 orders during the time period.

ⁿTime interval or age of pending data:
 Time interval data are only for tort, contract, and housing part actions.

Source: Chief Administrator of the Courts, First Annual Report 1979 (New York, New York: 1979). Statistics are from the annual report except that totals have been computed where necessary.

CRIMINAL COURT OF THE CITY OF NEW YORK
 Court of limited jurisdiction
 1 court, 98 judges
 January 1, 1978 to December 31, 1978

	Beginning pending	Filed	Disposed	End pending
Criminal:				
Misdemeanor	X	100,600 ^k	X	X
Preliminary hearing:				
Felony	X	83,700 ^k	X	X
Ordinance violation:				
Violations	X	30,200 ^k	X	X
Non-traffic summons ^j	N/A	441,257	N/A	N/A
Total	N/A	471,457	N/A	N/A
Other criminal	X	9,500 ^k	X	X
Total criminal	8,682 ^{fhi}	665,366	218,623 ⁱ	14,168 ⁱ
Traffic:				
Other traffic violation:				
Traffic summons	N/A	99,283	N/A	N/A
Total traffic	N/A	99,283	N/A	N/A
Grand total	8,682 ^{fhi}	764,649 ^k	218,623 ^{ik}	14,168 ⁱ

Criminal ^m	Trial ^d	Criminal dispositions ^m
	893	Pleas of guilty
	Trial conviction ^d	307
	Acquittal ^d	662
	Referrals to grand jury	16,367
	Dismissals	88,217
	Other	11,442

Boldface headings indicate the classifications used by the NCSP.
 N/A = This case type is handled by the court, but the data are unavailable.
 X = The data for this case type are known to be included in the total but were not available by category.

^dCase definition or unit of count:
 The criminal case unit of count for caseload is the number of defendants on the indictment or complaint. Trial data are based on the number of trials, conducted, any one of which may include more than one defendant.
 A trial is counted if tried to verdict or decision.

^fBeginning pending figure for the 1978 court year does not equal the end pending figure for the 1977 court year:
 Figures are as given in the annual report.

^hFigure was computed:
 Beginning pending figure was computed from filed, disposed, and end pending figures.

ⁱData are not complete:
 Not included in the criminal casetype breakdown are 109 cases that could not be identified by type.
 Total criminal pending and disposition figures do not include non-traffic summons cases.
 Grand total pending and disposed figures do not include criminal non-traffic summons cases or traffic cases.

^jExplanation of data included in the category:
 Non-traffic summons includes all "nonarrest cases and arrest cases of peddling" where a desk appearance ticket was issued.

^kAdditional information:
 Criminal breakdowns for case categories given in the annual report are estimates of the volume of cases filed during the court year. The total number of cases filed is based on the actual count of cases. There was difference of 109 cases between the estimates for each case type and the actual total volume which could not be identified by case type.
 There were also 77,762 warrants filed and 61,929 warrants executed by the court during the year.

^mInformation on type of disposition or trial data:
 Data for criminal trial and disposition charts include only misdemeanor and ordinance violation cases.

Source: Chief Administrator of the Courts, First Annual Report 1979 (New York, New York: 1979). Statistics are from the annual report except that totals have been computed where necessary.

NEW YORK FAMILY COURT¹
 Court of limited jurisdiction
 58 courts; 106 judges and 35 county judges serve
 January 1, 1978 to December 31, 1978

	Beginning pending	Filed	Disposed	End pending ⁸
Civil^d:				
Domestic relations:				
Support/custody:				
Custody of minors	1,261 ^{fhi}	11,443 ¹	10,735 ¹	1,969 ¹
Support (non-ADC and ADC)	11,134 ^{fhi}	43,664 ¹	50,578 ¹	6,220 ¹
Uniform support of dependent's law	2,871 ^{fhi}	26,856 ¹	27,084 ¹	2,643 ¹
Total	15,266 ^{fhi}	81,963 ¹	88,397 ¹	10,832 ¹
Adoption	1,166 ^{fhi}	3,749 ¹	3,946 ¹	969 ¹
Other domestic relations:				
Supreme Court referral	145 ^{fhi}	1,679 ¹	1,507 ¹	317 ¹
Foster care review	1,653 ^{fhi}	4,398 ¹	5,496 ¹	1,555 ¹
Approval of foster care placement	1,277 ^{fhi}	7,194 ¹	7,486 ¹	1,985 ¹
Physically handicapped	1,187 ^{fhi}	7,458 ¹	7,966 ¹	679 ¹
Family offense	2,097 ^{fhi}	19,874 ¹	20,116 ¹	1,855 ¹
Paternity (non-ADC and ADC)	6,931 ^{fhi}	38,150 ¹	37,327 ¹	7,754 ¹
Other proceedings	0 ^{fhi}	1,971 ¹	1,151 ¹	194 ¹
Supplementary	427 ^{fhi}	106,435 ¹	95,255 ¹	11,607 ¹
Total	1,717 ^{fhi}	187,159 ¹	176,304 ¹	23,946 ¹
Total	30,149 ^{fhi}	272,871 ¹	268,647 ¹	35,747 ¹
Estate:				
Guardianship/conservatorship/trusteeship	459 ^{fhi}	786 ¹	920 ¹	325 ¹
Mental health:				
Mental defective	3 ^{fhi}	6 ¹	9 ¹	0 ¹
Total civil	30,611 ^{fhi}	273,663 ¹	269,576 ¹	36,072 ¹
Juvenile:				
Criminal-type offense:				
Juvenile delinquency	11,673 ^{fhi}	26,798 ¹	31,629 ¹	6,842 ¹
Status offense:				
Person in need of supervision	5,121 ^{fhi}	12,768 ¹	15,391 ¹	2,498 ¹
Non-offense:				
Permanent neglect	1,273 ^{fhi}	1,182 ¹	1,898 ¹	557 ¹
Child protective—neglect	5,979 ^{fhi}	6,378 ¹	9,465 ¹	2,892 ¹
Child protective—abuse	0 ^{fhi}	1,410 ¹	681 ¹	499 ¹
Total	7,252 ^{fhi}	8,970 ¹	12,044 ¹	3,948 ¹
Other juvenile:				
Consent to marry	441 ^{fhi}	282 ¹	714 ¹	9 ¹
Total juvenile	24,487 ^{fhi}	48,818 ¹	59,778 ¹	13,297 ¹
Grand total	55,098 ^{fhi}	322,481 ¹	329,354 ¹	49,369 ¹

Civil dispositions¹

	Withdrawn or dismissed
Domestic relations:	
Support/custody	32,059
Adoption	95
Other domestic relations	33,185
Total	65,339
Estate:	
Guardianship/conservatorship/trusteeship	166
Mental health	4
Total	65,509

Time interval (days)^{1k}

	0-7 days	8-16 days	15-21 days	22-30 days	31-90 days	91-180 days	181-365 days	366-730 days	Over 730 days
Juvenile child protective proceedings involving child abuse:									
Filing of petition to initial fact-finding hearing:									
Boys	101	26	18	8	112	95	56	17	0
Girls	135	27	31	23	160	97	54	18	0
Initial fact-finding hearing to dispositional hearing:									
Boys	101	4	4	12	111	98	73	23	7
Girls	131	10	3	19	154	91	108	26	3

New York Family Court (continued)

Boldface headings indicate the classifications used by the NCSP.

^dCase definition or unit of count:

A civil case is counted with the filing of a petition or complaint.

^fBeginning pending figure for the 1978 court year does not equal the end pending figure for the 1977 court year:

Figures are calculated from data given in the annual report.

⁸Change in pending does not equal the difference between filings and dispositions:

The sum of cases listed in the annual report as disposed and end pending was smaller than the number of cases listed as filed. Therefore 0 was entered as the beginning pending figure for this category.

^hFigure was computed:

Beginning pending figure was computed from filing, disposed, and end pending data.

¹Data are not complete:

Incomplete data were reported for Kings County.

^jExplanation of data included in the category:

The end pending figures include only petitions actively pending at the end of the period.

^kAdditional information:

There were cases involving 68 boys and 95 girls in which no initial fact-finding hearing was held.

Source: Chief Administrator of the Courts, First Annual Report 1979 (New York, New York: 1979). Statistics are from the annual report except that totals have been computed where necessary.

NEW YORK DISTRICT COURT AND CITY COURT
 Court of limited jurisdiction
 2 counties: 2 courts, 49 judges; 61 cities: 79 courts, 152 judges
 January 1, 1978 to December 31, 1978

	Beginning pending	Filed	Disposed	End pending
Civil^d:				
Law:				
Civil	N/A	N/A	71,826	N/A
Small claims	N/A	44,176 ¹	43,952	N/A
Total civil ¹	N/A	44,176 ¹	115,778	N/A
Criminal^d:				
Total criminal	N/A	N/A	123,578	N/A
Traffic:				
Other traffic violation:				
All motor vehicle offenses	N/A	N/A	326,599	N/A
Total traffic	N/A	N/A	326,599	N/A
Grand total ¹	N/A	44,176 ¹	565,955	N/A

Trial^d

Civil	5,221
Criminal	1,675
Traffic	8,182
Total	15,078

Criminal dispositions

	Total	Traffic dispositions
Plea	64,524	212,856
Dismissal	47,290	100,365
Conviction	877	6,282
Acquittal	798	1,900
Held for grand jury	4,626	9
Mistrial	37	192
Other	5,463	5,004

Civil dispositions

Discontinued	15,415
Dismissed	8,212
Default	29,280
Mistrial	224
Other	13,698

Boldface headings indicate the classifications used by the NCSP.

N/A = This case type is handled by the court, but the data are unavailable.

-- = Not applicable.

^dCase definition or unit of count:

A civil case is counted with the filing of a petition or complaint.

The criminal case unit of count is the number of defendants on the indictment or complaint.

A trial is counted if tried to decision or verdict.

¹Data are not complete:

Total civil and grand total filed figures include only small claims cases.

Source: Chief Administrator of the Courts, First Annual Report 1979 (New York, New York: 1979). Statistics are from the annual report except that totals have been computed where necessary.

NEW YORK SURROGATES' COURT
 Court of limited jurisdiction
 62 courts; 35 surrogates and 36 county judges serve
 January 1, 1978 to December 31, 1978

	Beginning pending	Filed	Disposed	End pending
Civil^d:				
Domestic relations:				
Adoption	N/A	N/A	3,275 ^k	N/A
Estate:				
Probate/wills/intestate:				
Probate of wills	N/A	41,291	39,159	N/A
Administration proceedings	N/A	N/A	26,211	N/A
Accounting proceedings	N/A	11,223	6,980	N/A
Total	N/A	52,514 ^d	72,350	N/A
Guardianship/conservatorship/trusteeship:				
Guardianship proceedings	N/A	N/A	5,839 ^k	N/A
Other estate:				
Other proceedings	N/A	N/A	2,937	N/A
Total	N/A	52,514 ^d	81,126	N/A
Total civil	N/A	52,514^d	84,401	N/A
Grand total	N/A	52,514^d	84,401	N/A

Trial^d

Civil:	
Probate/wills/intestate:	
Probate of wills	44
Guardianship/conservatorship/trusteeship	55
Other estate	1,608
Total	1,707

Boldface headings indicate the classifications used by the NCSP.
 N/A = This case type is handled by the court, but the data are unavailable.

^dCase definition or unit of count:

A civil case is counted with the filing of a petition or complaint.
 A trial is counted as tried to verdict or decision.

^dData are not complete:

Probate/wills/intestate, estate, and total civil filed and grand total filed include only probate of wills and accounting proceedings.
 Dispositions contain data for all categories.

^kAdditional information:

The adoption disposed figure includes 82 petitions which were denied, dismissed, or withdrawn. In the remaining 3,193 cases, orders of adoption were granted.
 The guardianship disposed figure includes 19 letters of guardianship which were denied. The remaining 5,820 letters of guardianship were granted.

Source: Chief Administrator of the Courts, *First Annual Report 1979* (New York, New York: 1979). Statistics are from the annual report except that totals have been computed where necessary.

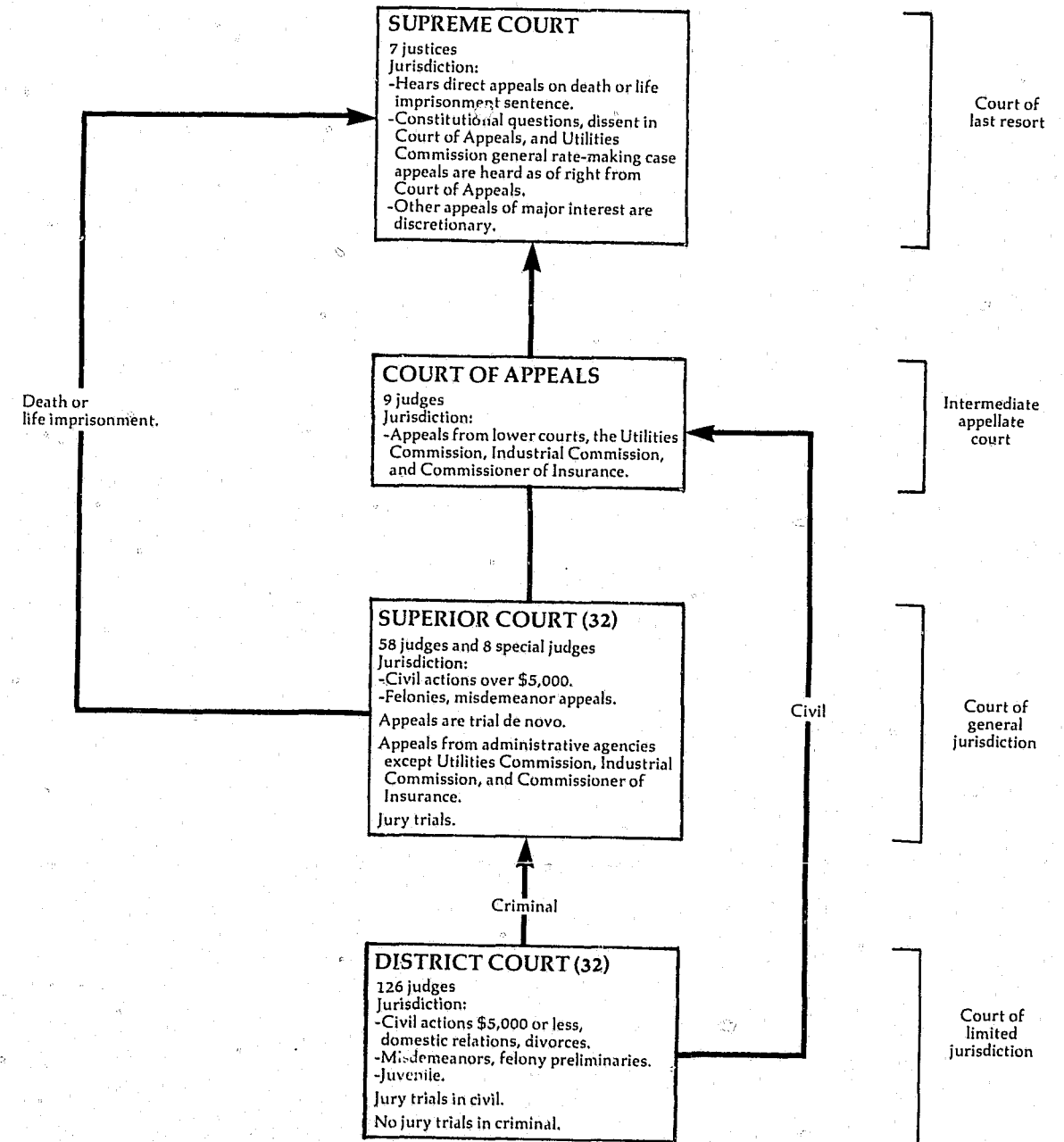
NEW YORK COURT OF CLAIMS
 Court of limited jurisdiction
 1 court, 17 regular judges and 31 special judges
 January 1, 1978 to December 31, 1978

There were no data available for cases handled in the Court of Claims for 1978.

NEW YORK TOWN AND VILLAGE JUSTICE COURT
 Court of limited jurisdiction
 2,231 courts, 2,230 justices of the peace
 January 1, 1978 to December 31, 1978

There were no data available for cases handled in the Town Court or Village Court during 1978.

NORTH CAROLINA COURT SYSTEM, 1978



↑ Indicates route of appeal.

NORTH CAROLINA SUPREME COURT
Court of last resort
7 Justices
February 3, 1978 to February 5, 1979

	Beginning pending	Filed	Disposed	End pending
Cases:				
Appeals:				
Civil:				
Dissent in Court of Appeals	X	21	X	X
Substantial constitutional question	X	5	X	X
Petition for discretionary review of decision of Court of Appeals, allowed	X	(34) ^e	X	X
Petition for discretionary review prior to determination by Court of Appeals, allowed	X	(7) ^e	X	X
Petition for writ of certiorari, allowed	X	(1) ^e	X	X
Other statutory appeals of right	X	3	X	X
Total	X	29 (42) ^e	X	X
Criminal:				
Life sentence	X	66	X	X
Death sentence	X	3	X	X
Dissent in Court of Appeals	X	6	X	X
Substantial constitutional question	X	11	X	X
Petition for discretionary review of decision of Court of Appeals, allowed	X	(14) ^e	X	X
Petition for discretionary review prior to determination by Court of Appeals, allowed	X	(1) ^e	X	X
Petition for writ of certiorari, allowed	X	(2) ^e	X	X
Other statutory appeals of right	X	1	X	X
Total	X	87 (17) ^e	X	X
Total appeals	X	116 (59) ^e	X	X
Other cases:				
Original proceedings:				
Habeas corpus allowed	X	(1)	X	X
Supersedeas allowed	X	(0)	X	X
Mandamus (civil) allowed	X	(0)	X	X
Mandamus (criminal) allowed	X	(1)	X	X
Total	X	(1)	X	X
Disciplinary:				
Board of law examiners	X	0	X	X
Judicial standards commission	X	3	X	X
Total	X	3	X	X
Advisory opinion:				
On mandate from U.S. Supreme Court	X	(0) ^e	X	X
Total	X	3 (1) ^e	X	X
Requests to appeal:				
Civil:				
Discretionary review to review Court of Appeals	N/A	X	148 (34) ^e	N/A
Discretionary review prior to decision by Court of Appeals	N/A	X	5 (8) ^e	N/A
Petition for writ of certiorari	N/A	X	8 (6) ^e	N/A
Mandamus (civil)	N/A	X	1 (0) ^e	N/A
Total	N/A	X	162 (48) ^e	N/A
Criminal:				
Discretionary review to review Court of Appeals	N/A	X	126 (14) ^e	N/A
Discretionary review prior to decision by Court of Appeals	N/A	X	1 (0) ^e	N/A
Petition for writ of certiorari	N/A	X	25 (2) ^e	N/A
Mandamus (criminal)	N/A	X	1 (0) ^e	N/A
Total	N/A	X	153 (16) ^e	N/A
Other:				
On mandate from U.S. Supreme Court	N/A	0	(0) ^e	N/A
Habeas corpus	N/A	X	5 (1) ^e	N/A
Supersedeas	N/A	X	15 (0) ^e	N/A
Total	N/A	X	20 (1) ^e	N/A
Total	N/A	422	335 (65) ^e	N/A
Total other cases	N/A	425 (1) ^e	X (65) ^e	N/A
Total cases	31 ^{f1}	541 (60) ^e	487 (65) ^e	508 ¹
Other proceedings:				
Rehearing requests:				
Applications for further review	N/A	N/A	24	N/A
Other matters:				
Other motions and petitions acted on—petitions docket	N/A	N/A	158	N/A
Other motions and petitions acted on—appeals docket	N/A	N/A	166	N/A
Total other proceedings	N/A	N/A	348	N/A
Manner of disposition				
Opinions rendered	Civil	Criminal	Total	
Cases dismissed or withdrawn	55	79	134	
	8	10	18	

North Carolina Supreme Court (continued)

Boldface headings indicate the classifications used by the NCSP.
N/A = This case type is handled by the court, but the data are unavailable.
X = The data for this case type are known to be included in the total but were not available by category.

^eCases not included in the total to avoid double counting: Petitions for discretionary review granted are not counted as disposed until the appeal is disposed; a filing is not counted for the appeal. These granted petitions are the numbers appearing in parentheses. The number of granted petitions appearing in the filed column will usually differ from the number appearing in the disposed column because petitions allowed during one term may not be docketed as appeals until the following term.

^fBeginning pending figure for the 1978 court year does not equal the end pending figure for the 1977 court year: Figures are as given in the unpublished reports.

^gChange in pending does not equal the difference between filings and dispositions: Pending figures are incomplete. All data are as given in the unpublished reports.

^hData are not complete:

Pending data for total cases do not include requests to appeal.

ⁱSpecial source or revision in the data:

This figure was corrected by the clerk of the court during data verification.

Source: Clerk of the Supreme Court, Supreme Court Caseload Statistics, Spring Term 1978; Fall Term 1978 (Raleigh, North Carolina)(unpublished). Statistics are from the unpublished reports except that totals have been computed where necessary, and corrections were made during data verification.

NORTH CAROLINA COURT OF APPEALS
Intermediate appellate court
9 judges
January 1, 1978 to December 31, 1978

	Beginning pending	Filed	Disposed	End Pending
Cases:				
Appeals:				
Civil and appeal of administrative agency case	N/A	697 ¹	546 ¹	N/A
Criminal	N/A	477 ¹	489	N/A
Unspecified	N/A	(1)	98	N/A
Total appeals	N/A	1,174 ¹	1,133	N/A
Other cases:				
Original proceedings				
Requests to appeal:				
Petitions	N/A	351 ¹	313 ¹	N/A
Total other cases				
Total cases	N/A	1,525	1,446	N/A
Other proceedings:				
Other matters:				
Motions and petitions	0	1,086	1,086	0
Total other proceedings	0	1,086	1,086	0

Manner of disposition

	Appeals			Requests to appeal
	Civil and agency	Criminal	Total	
Written opinion	546	489	1,035	—
Withdrawal, dismissal, or transfer	X	X	95	0
Granted	—	—	—	37
Denied	—	—	—	272
Remanded	0	0	—	4

Boldface headings indicate the classifications used by the NCSP.
Blank space = Not enough information is known. The case category may or may not be handled by the court.
N/A = This case type is handled by the court, but the data are unavailable.
X = The data for this case type are known to be included in the total but were not available by category.
— = Not applicable.

^jExplanation of data included in the category: Civil appeals disposed figure includes appeals from the Insurance Commissioner, the Industrial Commission, and the Utilities Commission, as well as civil appeals. There are no case filings that were unspecified. These cases are cases disposed of by dismissal but otherwise unidentifiable.

^kSpecial source or revision in data: The filing data for appeals cases were supplied by the clerk of the court during data verification.

^lFiling and disposition data for requests to appeal were supplied by the administrative office of the courts during data verification.

^mInformation on disposition type or trial data: The 1,035 opinions disposed of 1,038 cases.

Source: Administrative Office of the Courts, North Carolina Courts, 1978 (Raleigh, North Carolina: 1978). Statistics are from the annual report and unpublished data provided by the clerk of the court except that totals have been computed where necessary, and additions were supplied by the administrative office of the courts and the clerk of the court during data verification.

NORTH CAROLINA SUPERIOR COURT
Court of general jurisdiction
32 districts, 58 regular and 8 special judges
January 1, 1978 to December 31, 1978

	Beginning pending	Filed	Disposed	End pending
Civil^d:				
Law:				
Civil	14,660	11,541	10,910	15,285
Estate ^a	45,706 ^{fl}	32,602	30,841	45,467 ^l
Other civil:				
Special proceedings ^{dj}	20,003 ^{fh}	27,078	27,272	19,815
Total civil	80,369 ^f	71,221	69,023	82,567
Criminal^d:				
Felony	10,694	30,576	29,113	12,157
Appeal of trial court case:				
Misdemeanor trial de novo	7,754	22,702	21,684	8,772
Total criminal	18,448	53,278	50,797	20,929
Grand total	98,817 ^f	124,499	119,820	103,496

Trial ^d				Criminal dispositions	
Civil	Jury	Non-jury	Total	By plea	Felony
Civil	611	3,954	4,565	15,707
Criminal:				Dismissal by district attorney	9,801
Felony	2,034	N/A	N/A		
Appeal	1,457	N/A	N/A		
Total	3,491	N/A	N/A		
Grand total	4,102	N/A	N/A		

Age of pending cases				Time from filing to disposition				
	Civil	Felony	Appeal		Civil	Felony	Appeal	Total
Under 30 days	853	1,821	1,628	Number of cases disposed in:	627	5,130	4,579	10,336
30 to 60 days	(n)	1,937	1,569	Under 30 days	(n)	7,056	5,054	(n)
61 to 90 days	(n)	1,501	962	30 to 60 days	(n)	4,948	3,469	(n)
91 to 180 days	1,738	3,438	2,531	61 to 90 days	(n)	1,513	8,523	22,040
181 days to 1 year	2,147	2,589	1,897	91 to 180 days	1,263	6,431	4,779	12,473
1+ to 2 years	3,489	2,235	1,463	181 days to 1 year	2,114	3,598	2,419	8,131
Over 2 years	3,751	1,509	951	1+ to 2 years	2,805	1,404	1,082	5,291
Average age (days)	494.4	208.8	182.4	Over 2 years	2,594	546	302	3,442
				Average time (days)	516.2	128.3	120.9	N/A

Boldface headings indicate the classifications used by the NCSP.
N/A = This case type is handled by the court, but the data are unavailable.

- ^aCourt jurisdiction: Estate and special proceedings cases were disposed by the clerks of the Superior Court.
- ^dCase definition or unit of count: A civil case is counted with the filing of a petition or complaint. The criminal case unit of count is not consistent statewide. Cases are counted according to what the courts have in fact treated as cases. A jury trial is counted when the jury is sworn. A non-jury trial is counted at the point when an opening statement or the introduction of any evidence occurs.
- ^fBeginning pending figure for the 1978 court year does not equal the end pending figure for the 1977 court year: Figures are as given in the annual report.
- ^hFigure was computed: Beginning pending figure was calculated using filed, disposed, and end pending figures.
- ^jExplanation of data included in the category: Special proceedings include such matters as petitions in foreclosure, involuntary commitments to mental hospitals, adoptions, condemnations of real property for public purposes, and incompetency of persons to manage their personal financial affairs.
- ^lSpecial source or revision in the data: These figures were corrected by the administrative office of the courts during data verification.
- ^mInformation time interval or age of pending data: Civil data for 30 to 60 days and 61 to 90 days are included in the total figure listed as 30 to 90 days.

Source: Administrative Office of the Courts, North Carolina Courts, 1978 (Raleigh, North Carolina: 1978). Statistics are from the annual report except that totals have been computed where necessary, and revisions were made during data verification by the administrative office of the courts.

NORTH CAROLINA DISTRICT COURT
Court of limited jurisdiction
32 districts, 126 judges
January 1, 1978 to December 31, 1978

	Beginning pending	Filed	Disposed	End pending
Civil^d:				
Law:				
General civil	33,551	43,197	39,796	36,952
Small claims	18,161	171,612	169,275	20,498
Domestic relations	20,646	49,311	45,913	24,044
Total civil	72,358	264,120	254,984	81,494
Criminal^d:				
Other criminal:				
Motor vehicle	48,501	360,401	350,589	58,313
Total criminal	48,501	360,401	350,589	58,313
Traffic:				
Other traffic violation:				
Motor vehicle	88,643	815,857	801,787	102,713
Total traffic	88,643	815,857	801,787	102,713
Juvenile^d:				
Criminal-type offense:				
Capital	N/A	28	X	N/A
Other felony	N/A	3,397	X	N/A
Misdemeanor	N/A	6,794	X	N/A
Probation violation	N/A	1,883	X	N/A
Total	N/A	12,642	12,245	N/A
Status offense:				
Truancy	N/A	994	X	N/A
Other undisciplined	N/A	2,792	X	N/A
Total	N/A	3,789	3,934	N/A
Non-offense:				
Dependent	N/A	2,488	2,954	N/A
Neglected	N/A	2,710	3,448	N/A
Total	N/A	5,198	6,402	N/A
Total juvenile	N/A	21,629	22,581	N/A
Grand total	209,502 ^{fl}	1,462,007	1,429,941	242,520 ^d

Trial ^d					Criminal dispositions	
Civil	Jury	Non-jury	By magistrate	Total		
Civil	331	12,725	—	13,056	Flea of guilty	130,667
Law	—	—	—	—	Preliminary hearing	20,340
Small claims	—	—	161,153	161,153	Waiver	45,383
Domestic relations ..	59	39,292	—	39,351	Dismissed by district attorney	72,417
Total	390	52,017	161,153	213,560		
Criminal	—	36,738	—	36,738		
Traffic	—	37,263	—	37,263		
Total	390	126,018	161,153	287,561		

Time from filing to disposition					Traffic dispositions		
	Civil	Criminal	Traffic	Total			
Number of cases disposed in:							
Under 30 days	144,066	228,049 ^l	524,459	896,574	Plea of guilty	165,680	
30 to 60 days	(n)	66,466 ^l	165,346	N/A	Preliminary hearing	1,703	
61 to 90 days	(n)	22,000 ^l	40,580	N/A	Waiver	484,685	
91 to 180 days	62,639	88,466 ^l	205,926	357,031	Dismissed by district attorney	83,250	
181 days to 1 year	18,618	20,277 ^l	48,379	87,274			
1+ to 2 years	11,096	7,057 ^l	15,346	33,499			
2 to 4 years	8,308	4,991 ^l	5,584	18,883			
Over 4 years	8,761	1,749	2,093	12,603			
Average time to disposition (days) ...	102.0	43.9	39.1	N/A			

Age of pending cases (days)						
	Small claims		Domestic relations		Other criminal	
	Civil pending before magistrate	Civil appealed from magistrate				
Under 30 days	2,925	7,620	2,443	16,843	40,452	
30 to 60 days	(n)	(n)	(n)	7,708	16,979	
61 to 90 days	(n)	(n)	(n)	4,526	8,126	
91 to 180 days	5,214	4,385	318	12,234	25,105	
181 days to 1 year	4,859	2,453	318	3,506	8,247	
1+ to 2 years	6,535	2,576	519	4,466	11,646	
2+ to 4 years	7,904	2,722	454	5,375	8,810	
Over 4 years	5,396	722	501	3,137	1,814	
Average time (days)	479.9	172.2	433.8	449.3	221.3	136.8

Boldface headings indicate the classifications used by the NCSP.

N/A - This case type is handled by the court, but the data are unavailable.

X - The data for this case type are known to be included in the total but were not available by category.

- = Not applicable.

Case definition or unit of count:

A civil case is counted with the filing of a petition or complaint.

The criminal case unit of count is not consistent statewide. Cases are counted according to what the courts have in fact treated as cases.

A juvenile filing is an allegation contained in a juvenile petition. Juvenile dispositions are the number of adjudicatory hearings on juvenile petitions.

A jury trial is counted when the jury is sworn.

A non-jury trial is counted at the point when an opening statement or the introduction of any evidence occurs.

Beginning pending figures for the 1978 court year do not equal end pending figures for the 1977 court year:

Figures are as given in the annual report.

Data are not complete:

Grand total pending figures do not include juvenile cases. Grand total filed and disposed include all categories.

Special source revision in the data:

Criminal time from filing to disposition figures were supplied by the administrative office of the courts during data verification.

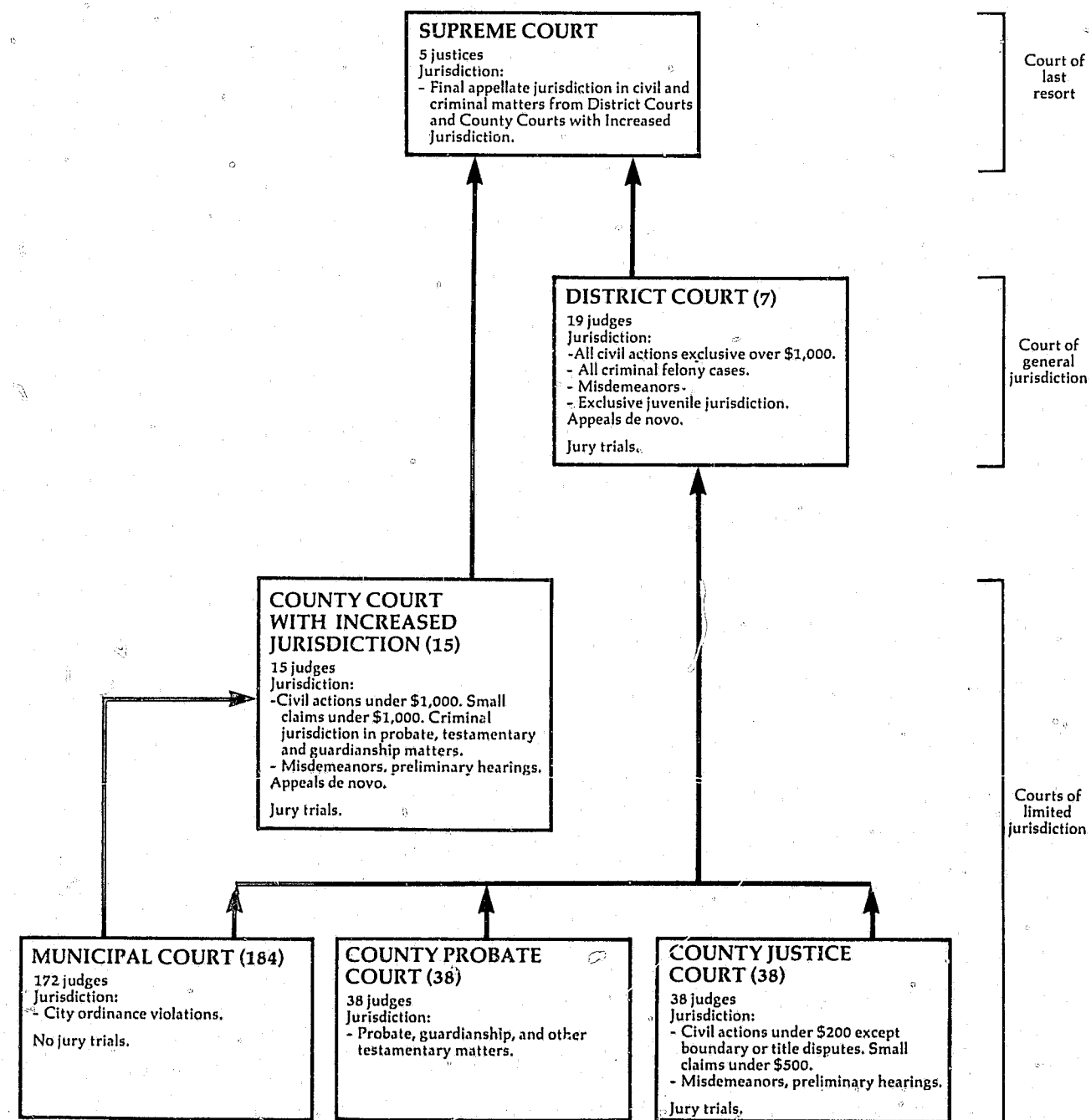
Information on time interval or age of pending data:

Data for all civil case categories for the 30 to 60 and 61 to 90 days classes for age of pending and time interval charts are given in the 30 to 90 days classification.

Criminal and traffic cases taking more than 4 years between filing and disposition are included in the 2 to 4 years class.

Source: Administrative Office of the Courts, North Carolina Courts, 1978 (Raleigh, North Carolina: 1978). Statistics are from the annual report except that totals have been computed where necessary, and revisions were made by the administrative office of the courts during the process of data verification.

NORTH DAKOTA COURT SYSTEM, 1978



↑ Indicates route of appeal.

NORTH DAKOTA SUPREME COURT
Court of last resort
5 justices
January 1, 1978 to December 31, 1978

	Beginning pending	Filed ^d	Disposed	End pending
Cases:				
Appeals:				
Civil	101	213 ^h	127 ^h	961
Criminal	51	61 ^h	41 ^h	251
Total appeals	151	274 ^h	168 ^h	1211
Other cases:				
Original proceedings:				
Habeas corpus, mandamus, prohibition	0	N/A	N/A	N/A
Disciplinary matter:				
Disciplinary	0	3	3	0
Judicial Qualifications Commission	0	1	1	0
Total	0	4	4	0
Advisory opinion:				
Certified questions	0	N/A	N/A	N/A
Total	0	4 ⁱ	4 ⁱ	N/A
Requests to appeal:				
Certiorari	0	N/A	N/A	N/A
Writs requesting original jurisdiction	N/A	N/A	7	N/A
Total	N/A	N/A	7 ⁱ	N/A
Total other cases	0 ⁱ	4 ⁱ	11 ⁱ	0 ⁱ
Total cases	151^l	278^l	179^l	1211^l
Other proceedings:				
Rehearing requests	N/A	N/A	38	N/A
Motions	N/A	N/A	385	N/A
Total other proceedings	N/A	N/A	423	N/A

Time interval (average days)

Manner of disposition ^m	Civil		Criminal	
From filing entry of judgment to notice of appeal	41	25	206 ^h	211 ^h
From notice of appeal to decision	44	38	43	46
From notice of appeal to complete record	43	30	32	30
From complete record to appellant's briefs	38	43	49	54
From appellant's briefs to appellee's briefs				
From at issue (case ready for calendaring) to hearing				
From hearing to decision				

Boldface headings indicate the classifications used by the NCSP.

^dCase definition or unit of count:

A filing in North Dakota is not reported (for statistical purposes) until the case has been argued before the court; therefore, figures reported are lower than actual court workload.

^hFigure was computed:

Filing figures for appeals were computed by subtracting beginning pending figures from total caseload figures given in the annual report. Disposed figures were calculated from filed and pending figures given in different editions of the annual report. Time interval from notice of appeal to decision data were calculated by adding the five categories included in the chart.

ⁱData are not complete:

Beginning pending figures for total other cases and total cases do not include writs requesting original jurisdiction. Filed figure for total original proceedings does not include original jurisdiction or advisory opinions. These same case types are not included in total other cases or total cases filed either, nor are requests to appeal cases. Disposed figure for total original proceedings does not include original jurisdiction or advisory opinions; disposed figure requests to appeal does not include certiorari cases. None of these case types are included in total other cases or total cases, either. Total other cases and total cases pending at the end of the year do not include original jurisdiction, advisory opinions, or requests to appeal cases.

^lSpecial source or revision in data:

Beginning pending figures for appeals were taken from the 1977 annual report where they are given as end pending figures for the 1977 court year.

End pending figures were taken from the 1980 annual report where they are given as beginning pending figures for the 1979 court year.

^mInformation on disposition type or trial data:

Supreme Court opinions in North Dakota are regarded as issued when the opinion is signed and filed with the clerk. In addition to the 133^m majority opinions, there were 21 special concurring and 24 dissenting opinions.

Source: North Dakota Judicial Council, Annual Report, 1977, 1978 (Bismarck, North Dakota). Statistics are from the annual reports except that totals have been computed where necessary.

NORTH DAKOTA DISTRICT COURT
Court of general jurisdiction
7 districts, 19 judges
January 1, 1978 to December 31, 1978

	Beginning pending	Filed	Disposed	End pending
Civil^d:				
Tort:				
Other tort:				
Damages	X	732	739	X
Contract:				
Collection action	X	3,095	2,914	X
Real property rights:				
Real estate matter	X	501	489	X
Domestic relations:				
Marriage dissolution:				
Divorce	X	2,422	2,484	X
Support/custody:				
Support proceedings	X	1,973	1,509	X
Adoption	X	487	475	X
Other domestic relations:				
Termination of parental rights	N/A	62	X	N/A
Total	X	4,944	4,468 ^l	X
Estate:				
Guardianship/conservatorship/trusteeship:				
Trusts	N/A	35	15	N/A
Appeals:				
Appeal of administrative agency case:				
Appeal administrative hearing	X	59	70	X
Appeal of trial court case:				
Appeal other	X	72	45	X
Total	X	131	115	X
Extraordinary writ:				
Special remedy	X	83	101	X
Other civil	X	454 ^k	427 ^k	X
Total civil	4,640^h	9,975	9,268^l	5,265^l
Criminal^d:				
Felony:				
Felony A	X	24	18	X
Felony B	X	155	119	X
Felony C	X	737	697	X
Total	X	916	834	X
Misdemeanor:				
Misdemeanor A	X	13	15	X
Misdemeanor B	X	9	11	X
Total	X	22	26	X
Appeal	X	56	76	X
Extraordinary writ:				
Special remedy	X	12	16	X
Other criminal	X	51	35	X
Total criminal	X	1,057	987	X
Traffic:				
Other traffic violation:				
Infractions	X	0	0	X
Juvenile traffic offenses	N/A	518	X	N/A
Total	N/A	518	X	N/A
Total traffic	X	518	X	X
Juvenile^d:				
Criminal-type offense:				
Delinquency	N/A	2,823	X	N/A
Status offense:				
Unruly	N/A	2,487	X	N/A
Non-offense:				
Deprivation	N/A	329	X	N/A
Other juvenile:				
Other special proceedings	N/A	70	X	N/A
Total juvenile	N/A	5,709	X^k	N/A
Grand total	4,954^h	17,259	17,758	5,649^l

(continued on next page)

North Dakota District Court (continued)

Trial ^d			Criminal dispositions		Age of pending cases		Cases
Jury	Non-jury	Total					
Criminal	355	15	370	Guilty plea	131	Civil ^a over 18 months	1,330
				Jury trial:		Criminal and traffic over 120 days	173
				Conviction	355		
				Acquittal	0		
				Non-jury trial:			
				Conviction	15		
				Acquittal	0		
				Dismissal	159		
				Postconviction remedy	5		
				Change of venue	8		
				Other	332		

Boldface headings indicate the classifications used by the NCSP.
 N/A - This case type is handled by the court but the data are unavailable.
 X - The data for this case type are known to be included in the total but were not available by category.

^dCase definition or unit of count:
 A civil case is counted at the filing of a petition or complaint.
 The criminal case unit of count is the case number assigned to the information or indictment.
 The juvenile case unit of count is the number of referrals.
 A jury trial is counted if tried to verdict.
 A non-jury trial is counted when contested.

^fBeginning pending figure for the 1978 court year does not equal the end pending figure for the 1977 court year:
 Figure is as calculated from data given in the annual report and supplied by the administrative office of the court.

^hFigure was computed:
 Beginning pending data were computed from filing and dispositions given in the annual report and end pending data supplied by the administrative office of the court during data verification.

ⁱData are not complete:
 Total domestic relations and total civil disposed figures do not include other domestic relations cases.
 Pending figures for total civil cases do not include other domestic relations or estate case data.
 Grand total pending figures do not include other domestic relations, estate, juvenile traffic offenses, or juvenile data.

^kAdditional information:
 Included under other civil are 162 foreign judgment cases filed and 155 disposed.
 Of the 6,464 juvenile, juvenile traffic, and termination of parental rights cases disposed, 1,039 were disposed formally, 2,996 informally, and 2,429 were disposed by counselling or adjustment.

^lSpecial source or revision in the data:
 End pending figures were supplied by the administrative office of the court during data verification.

^mInformation on time interval or age of pending data:
 Trust cases pending are not included in the civil age of pending cases data.

Source: North Dakota Judicial Council, Annual Report, 1978 (Bismarck, North Dakota). Statistics are from the annual report except that totals have been computed where necessary, and additional data were supplied by the administrative office of the court during data verification.

NORTH DAKOTA COUNTY PROBATE COURT
 Court of limited jurisdiction
 38 counties, 38 judges
 January 1, 1978 to December 31, 1978

	Beginning pending	Filed	Disposed	End pending
Civil^d:				
Estate:				
Probate/wills/intestate:				
Probate	N/A	1,624	1,369	N/A
Guardianship/conservatorship/trusteeship:				
Guardianship/conservatorship	N/A	163	103	N/A
Total	N/A	1,787	1,472	N/A
Mental health:				
Mental health hearings	N/A	N/A	30	N/A
Emergency commitments	N/A	N/A	17	N/A
Total	N/A	N/A	47	N/A
Total civil	N/A	1,787 ¹	1,519	N/A
Grand total	N/A	1,787 ¹	1,519	N/A

Boldface headings indicate the classifications used by the NCSP.
 N/A - This case type is handled by the court, but the data are unavailable.

^dCase definition or unit of count:
 A civil case is counted with the filing of a petition or complaint.

ⁱData are not complete:
 Total civil and grand total filed figures do not include mental health cases. Mental health cases are included in the disposed figures.

Source: North Dakota Judicial Council, Annual Report, 1978 (Bismarck, North Dakota). Statistics are from the annual report except that totals have been computed where necessary.

NORTH DAKOTA COUNTY COURT WITH INCREASED JURISDICTION
 Court of limited jurisdiction
 15 counties, 15 judges
 January 1, 1978 to December 31, 1978

	Beginning pending	Filed	Disposed	End pending
Civil^d:				
Law:				
Civil	N/A	2,529	2,359	N/A
Small claims	N/A	4,305	4,265	N/A
Estate:				
Probate/wills/intestate:				
Probate	N/A	1,695	921	N/A
Guardianship/conservatorship/trusteeship:				
Guardianship/conservatorship	N/A	244	203	N/A
Total	N/A	1,939	1,124	N/A
Mental health:				
Mental health hearings held	N/A	N/A	656	N/A
Emergency commitment	N/A	N/A	298	N/A
Total	N/A	N/A	954 ^k	N/A
Total civil	N/A	8,773 ¹	8,705	N/A
Criminal^d:				
Misdemeanor	N/A	11,784	9,469	N/A
Preliminary hearing:				
Felony	N/A	1,169	940	N/A
Total criminal	N/A	12,953	10,409	N/A
Traffic:				
Other traffic violation:				
Noncriminal traffic	N/A	N/A	59,548	N/A
Total traffic	N/A	N/A	59,548	N/A
Grand total	N/A	21,726 ¹	78,662	N/A

Traffic dispositions

	Other traffic violation
Convictions	59,201
Acquittals	334
Dismissals	13

Boldface headings indicate the classifications used by the NCSP.
 N/A - This case type is handled by the court, but the data are unavailable.

^dCase definition or unit of count:
 A civil case is counted with the filing of a petition or complaint.
 The criminal case unit of count is the case number assigned to the information, indictment, or complaint.

ⁱData are not complete:
 Total civil filed figures do not include mental health cases.
 Grand total filed does not include mental health or traffic cases.

^kAdditional information:
 The total number of mental health cases disposed includes 3 mental health cases from Wells County, which were not further identified.

Source: North Dakota Judicial Council, Annual Report, 1978 (Bismarck, North Dakota). Statistics are from the annual report except that totals have been computed where necessary.

NORTH DAKOTA COUNTY JUSTICE COURT
 Court of limited jurisdiction
 38 counties, 38 judges
 January 1, 1978 to December 31, 1978

	Beginning pending	Filed	Disposed	End pending
Civil^d:				
Law:				
Civil	N/A	40	39	N/A
Small claims	N/A	1,091 ¹	1,026 ¹	N/A
Total civil	N/A	1,131 ¹	1,065 ¹	N/A
Criminal^d:				
Misdemeanor	N/A	4,398	3,779	N/A
Preliminary hearing:				
Felony	N/A	311	254	N/A
Total criminal	N/A	4,709	4,033	N/A
Traffic:				
Other traffic violation:				
Noncriminal traffic	N/A	N/A	27,664	N/A
Total traffic	N/A	N/A	27,664	N/A
Grand total.....	N/A	5,840 ¹	32,762 ¹	N/A

Traffic dispositions

	Other traffic violation
Convictions	27,322
Acquittals	303
Dismissals	39

Boldface headings indicate the classifications used by the NCSP.
 N/A = This case type is handled by the court, but the data are unavailable.

^dCase definition or unit of count:

A civil case is counted with the filing of a petition or complaint.

The criminal case unit of count is the case number assigned to the information, indictment, or complaint.

¹Data are not complete:

No small claims data were available from the court in Hettinger County. They are not included in small claims, total civil, or grand total filings or dispositions.

Grand total filing figure does not include traffic cases. Traffic cases are included in the disposed figure.

Source: North Dakota Judicial Council, Annual Report, 1978 (Bismarck, North Dakota). Statistics are from the annual report except that totals have been computed where necessary.

NORTH DAKOTA MUNICIPAL COURT
 Court of limited jurisdiction
 184 municipalities, 172 judges
 January 1, 1978 to December 31, 1978

	Beginning pending	Filed	Disposed	End pending
Traffic:				
Other traffic violation:				
Criminal traffic	N/A	N/A	3,889	N/A
Noncriminal traffic	N/A	N/A	40,859	N/A
Total	N/A	N/A	44,748	N/A
Total traffic	N/A	N/A	44,748	N/A
Grand total	N/A	N/A	44,748	N/A

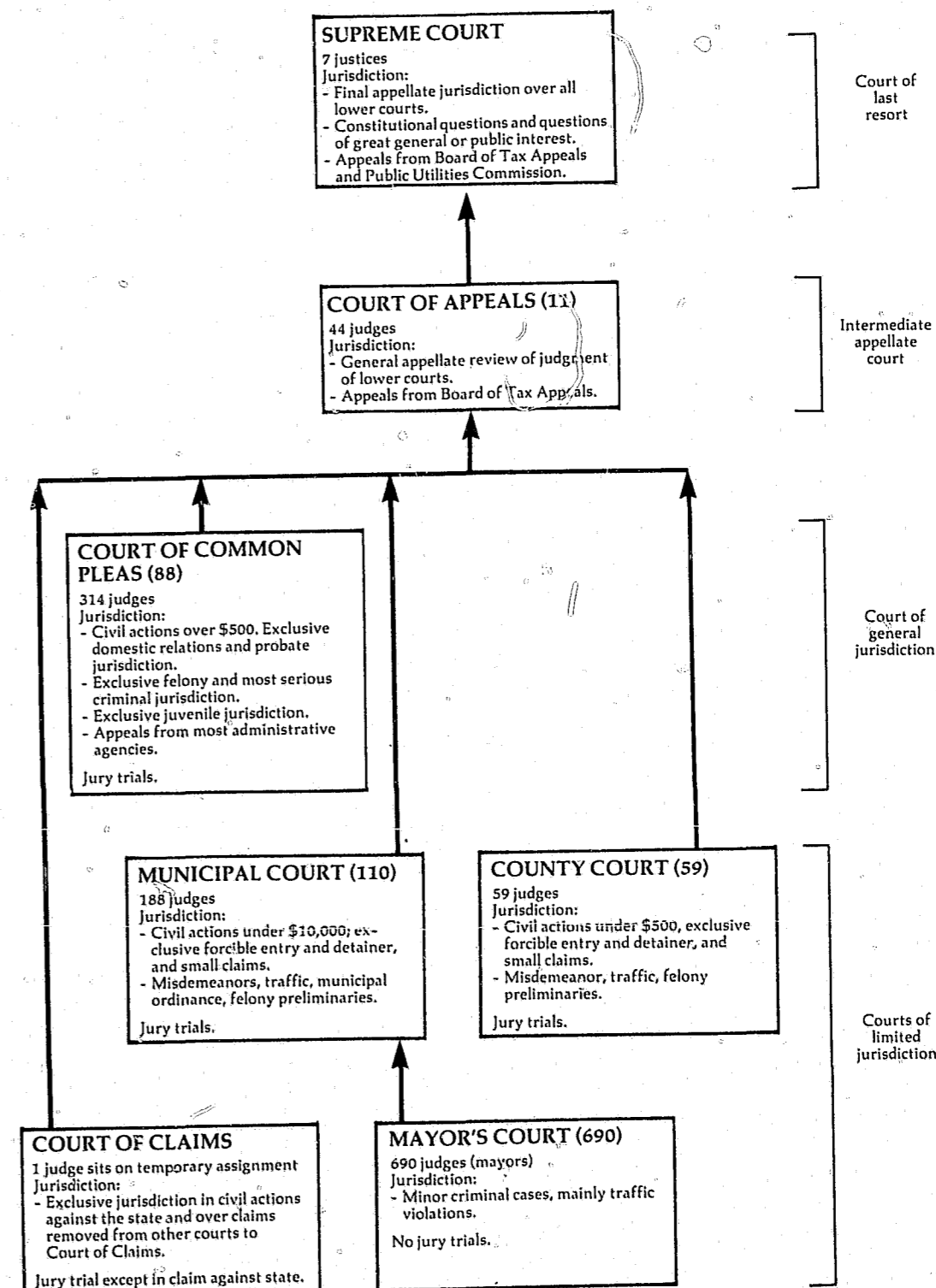
Traffic dispositions

	Other traffic violation		
	Criminal	Noncriminal	Total
Non-jury trial:			
Convictions	3,635	39,762	43,397
Acquittals	216	1,027	1,243
Dismissals	38	70	108

Boldface headings indicate the classifications used by the NCSP.
 N/A = This case type is handled by the court, but the data are unavailable.

Source: North Dakota Judicial Council, Annual Report, 1978 (Bismarck, North Dakota). Statistics are from the annual report except that totals have been computed where necessary.

OHIO COURT SYSTEM, 1978



↑ Indicates route of appeal.

OHIO SUPREME COURT
Court of last resort
7 justices
January 1, 1978 to December 31, 1978

	Beginning pending	Filed	Disposed	End pending
Cases:				
Appeals:				
Pursuant to allowance	N/A	(91) ⁿ	132	N/A
Originating in Court of Appeals	N/A	56	59	N/A
Conflict	N/A	22	17	N/A
Capital punishment	N/A	7	21	N/A
Appeal of administrative agency case:				
Tax	N/A	38	30	N/A
P.U.C.O.	N/A	30	31	N/A
Total	N/A	68	61	N/A
Total appeals	N/A	153 (91) ^e	290	N/A
Other cases:				
Original proceedings:				
Original jurisdiction:				
Habeas corpus	N/A	46	46	N/A
Other original actions	N/A	112	117	N/A
Power sitting committee	N/A	2	2	N/A
Total	N/A	160	165	N/A
Disciplinary	N/A	14	14	N/A
Total	N/A	174	179	N/A
Requests to appeal:				
Motion for leave to appeal	N/A	548	565 (30) ^e	N/A
Motion to certify	N/A	718	665 (61) ^e	N/A
Total	N/A	1,266	1,230 (91) ^e	N/A
Total other cases	N/A	1,440	1,409 (91) ^e	N/A
Total cases	N/A	1,593 (91) ^e	1,699 (91) ^e	N/A

Boldface headings indicate the classifications used by the NCSP.
N/A = This case type is handled by the court, but the data are unavailable.

^eCases not included in the total to avoid double counting:
Motions to certify and motions for leave to appeal that have been granted are not counted as disposed until the appeal is disposed; a filing is not counted for the resulting appeal. These granted motions are the numbers appearing in parentheses.

Source: Office of the Administrative Director, Ohio Courts Summary 1978 (Columbus, Ohio). Statistics are from the annual report except that totals have been computed where necessary.

OHIO COURT OF APPEALS
Intermediate appellate court
11 districts, 44 judges
January 1, 1978 to December 31, 1978

	Beginning pending	Filed	Disposed	End pending
Cases:				
Appeals:				
Civil	2,578 ^f	4,365	4,148	2,776 ^g
Criminal	1,827 ^f	2,568	2,595	1,800
Total appeals	4,405 ^f	6,933	6,743	4,576 ^g
Other cases:				
Original proceedings:				
Miscellaneous ^j	223 ^f	613	623	213
Total other cases	223 ^f	613	623	213
Total cases	4,628 ^f	7,546	7,366	4,789 ^g

Manner of disposition

	Civil appeals	Criminal appeals	Miscellaneous ^j	Total
Full opinion	2,076	1,213	218	3,507
Per curiam	683	718	139	1,540
Dismissal	1,389	664	266	2,319

Boldface headings indicate the classifications used by the NCSP.

^fBeginning pending figure for the 1978 court year does not equal the end pending figure for the 1977 court year:
Figures are as given in the annual report.

^gChange in pending does not equal the difference between filings and dispositions:
Figures are as reported in the annual report.

^jExplanation of data included in the category:
Miscellaneous cases include habeas corpus, original actions, appeals of administrative agency cases, and appeals from the Court of Claims.

Source: Office of the Administrative Director, Ohio Courts Summary 1978 (Columbus, Ohio). Statistics are from the annual report except that totals have been computed where necessary.

OHIO COURT OF COMMON PLEAS
Court of general jurisdiction
88 counties, 314 judges
January 1, 1978 to December 31, 1978

	Beginning pending	Filed	Disposed	End pending
Civil:				
Tort:				
Other tort:				
Personal injury	23,383 ^f	21,007	20,239	24,151
Wrongful death	N/A	580	646	N/A
Total	23,383 ^f	21,587	20,885	24,151 ^g
Domestic relations:				
Adoption	N/A	7,049	6,673	N/A
Other domestic relations:				
Domestic relations	26,570 ^f	87,348	86,070	27,848
Birth records	N/A	2,729	2,723	N/A
Total	26,570 ^f	90,077	88,793	27,848 ^g
Estate:				
Probate/wills/intestate:				
Decedents' estates	43,700 ^f	62,478	60,536	44,454 ^g
Probate civil actions	3,655	5,247	5,303	3,496 ^g
Minor's settlement	N/A	1,425	1,314	N/A
Total	47,355 ^f	69,150	67,153	47,950 ^g
Guardianship/conservatorship/trusteeship:				
Guardianship and testamentary trusts	21,413 ^f	8,330	6,277	22,679 ^g
Total	68,768 ^f	77,480	73,430	70,629 ^g
Mental health:				
Mental illness and retardation	N/A	7,586	7,589	N/A
Appeals:				
Appeal of administrative agency case:				
Workmen's compensation	1,742 ^f	1,849	1,539	2,052
Appropriations	573	629	681	485
Total	2,279 ^f	2,478	2,220	2,537
Other civil:				
Name change	N/A	3,074	3,081	N/A
All other civil	31,410 ^f	45,427	44,861	31,976
Total	31,410 ^f	48,501	47,942	31,976
Total civil	152,410 ^f	254,758	247,512	157,141 ^g

(continued on next page)

CONTINUED

4 OF 6

Ohio Court of Common Pleas (continued)

Criminal^d:				
Felony:				
Criminal	6,583 ^f	31,575	30,603	7,555 ^h
Total criminal	6,583 ^f	31,575	30,603	7,555 ^h
Juvenile:				
Total juvenile	19,773 ^f	210,539	206,258	24,054
Grand total	178,766^{f,i}	496,872	484,373	188,750^{h,i}

Civil ^m :	Trial ^d			Total	Civil dispositions ⁿ			
	Jury	Non-jury	Total		Personal injury	Domestic relations	Agency appeal	All other civil
Personal injury	968	2,087	3,055					
Domestic relations	—	11,048	11,048					
Appeal:								
Appeal of administrative agency case ..	172	249	421	Dismissal without prejudice ..	2,077	21,868	341	8,033
All other civil	533	9,094	9,627	Dismissal with prejudice	9,693	—	784	11,091
Total	1,673	22,478	24,151	Default	702	—	100	10,422
Criminal:				Transfer	1,324	—	126	2,612
Felony	1,938	2,006	3,944	Contested	—	53,154	—	—
Juvenile	—	12,564 ^k	12,564	Pretrial	3,388	—	448	3,076
Grand Total	3,611	37,048	40,659					

Civil ^m :	Age of pending cases			Total	Criminal dispositions				
	Over 6 months	Over 12 months	Over 24 months		Guilty plea	Dismissed with prejudice	By unavailability	Transfer	Nolle prosequere
Personal injury	N/A	N/A	2,181	17,767	432				
Workmen's compensation	N/A	527	N/A	432	1,565				
Appropriations	161	N/A	N/A	1,565	1,224				
Other civil	N/A	9,298	N/A	1,224	3,885				
Criminal	156	N/A	N/A	1,786					

Boldface headings indicate the classifications used by the NCSP.
 N/A = This case type is handled by the court, but the data are unavailable.
 — = Not applicable.

^dCase definition or unit of count:
 A civil case is counted with the filing of a petition or complaint.
 The criminal case unit of count is the number of defendants on the information or indictment.
 A jury trial is counted when the jury is sworn.
 A non-jury trial is counted when the first witness is sworn.
^fBeginning pending figures for the 1978 court year do not equal the end pending figures for the 1977 court year.
 Figures are as given in the annual report.
^hChange in pending does not equal the difference between filings and dispositions:
 Figures are as given in the annual report.
ⁱData are not complete:
 Pending data were not reported for all civil categories. Only those reported are included in the total.
^kAdditional information:
 In addition to the juvenile court trials reported, 87,513 hearings before a judge and 200,560 hearings before a referee were held in juvenile cases.

^mCategories for disposition type or trial data:
 Civil trial and disposition information includes only personal injury, appeal of administrative agency case, and other civil cases.

Source: Office of the Administrative Director, Ohio Courts Summary 1978 (Columbus, Ohio). Statistics are from the annual report except that totals have been computed where necessary.

OHIO COUNTY COURT
 Court of limited jurisdiction
 59 courts, 59 judges
 January 1, 1978 to December 31, 1978

	Beginning pending	Filed ^j	Disposed	End pending
Civil^d:				
Tort:				
Other tort:				
Personal injury and property damage	113 ^f	127	179	538
Contract	1,146 ^f	3,648	3,691	1,065 ^h
Small claims	1,810 ^f	12,944	13,262	1,439 ^h
Real property rights:				
Forcible entry and detainer	824 ^f	2,079	2,532	337 ^h
Other civil	912 ^f	1,892	2,307	478 ^h
Total civil	4,805 ^f	20,690	21,971	3,372 ^h
Criminal^d:				
Misdemeanor:	2,613 ^f	21,924	22,003	2,054 ^h
Preliminary hearing:	608 ^f	3,375	3,642	318 ^h
Felony				
Total criminal	3,221 ^f	25,299	25,645	2,372 ^h
Traffic:				
DWI/DUI:				
Operating a motor vehicle while intoxicated	1,430 ^f	8,767	9,084	1,070 ^h
Other traffic violation:				
Traffic	4,280 ^f	134,378	134,507	3,864 ^h
Total traffic	5,710 ^f	143,145	143,591	4,934 ^h
Grand total	13,736^f	189,134	191,207	10,678^h

Civil ^m :	Trial ^d		
	Jury	Non-jury	Total
Tort	2	33	35
Contract	2	107	109
Real property rights	4	113	117
Other civil	2	152	154
Total	10	405	415
Criminal:			
Misdemeanor	89	1,940	2,029
Traffic:			
DWI/DUI	117	917	1,034
Other traffic violation	37	2,251	2,288
Total	154	3,168	3,322
Grand total	253	5,513	5,766

Civil dispositions	Tort	Contract	Small claims	Real property rights	Other civil	Total
	Pretrial	0	2	—	4	33
Dismissal for want of prosecution	8	183	719	109	81	1,100
Other dismissals	35	511	3,313	782	480	5,121
Transfer to other judge	0	2	40	3	2	47
Default hearing by judge	101	2,868	9,159	1,511	1,542	15,181
Default hearing by referee	0	16	31	6	15	68

Criminal dispositions	Misdemeanor	Preliminary hearing	Total	Traffic dispositions		
				DWI/DUI	Other traffic violations	Total
Plea	9,209	—	9,209	6,846	49,893	56,741
Pretrial	207	—	207	332	174	506
Dismissal for want of prosecution	1,299	232	1,531	148	819	967
Other dismissals	3,593	712	4,305	386	1,500	1,886
Transfer	50	—	50	15	34	49
Violations Bureau	3,743	—	3,743	—	66,019	66,019
Preliminary hearing—bound over	—	1,885	1,885	—	—	—
Waiver of preliminary hearing, bound over	—	578	578	321	13,780	14,101
Unavailability of accused	1,873	235	2,108	—	—	—

(continued on next page)

Ohio County Court (continued)

	Age of pending cases			
	Over 1 month	Over 6 months	Over 12 months	Over 24 months
Civil:				
Tort	N/A	N/A	N/A	10
Contracts	N/A	N/A	106	(n)
Small claims	N/A	55	(n)	(n)
Real property rights	N/A	N/A	3	(n)
Other civil	N/A	N/A	25	(n)
Criminal:				
Misdemeanor	N/A	153	(n)	(n)
Preliminary hearing	82	(n)	(n)	(n)
Traffic:				
DWI/DUI	N/A	77	(n)	(n)
Other traffic violations	N/A	221	(n)	(n)

Boldface headings indicate the classifications used by the NCSP.
 N/A = This case type is handled by the court but the data are unavailable.
 -- = Not applicable.

^dCase definition or unit of count:

- A civil case is counted with the filing of a petition or complaint.
- The criminal case unit of count is the number of defendants on the information or indictment.
- A jury trial is counted when the jury is sworn.
- A non-jury trial is counted when the first witness is sworn. Hearings by administrative judges and referees are not included as non-jury trials.

^fBeginning pending figure for the 1978 court year does not equal the end pending figure for the 1977 court year:
 Figures are as given in the annual report.

^gChange in pending does not equal the difference between filings and dispositions:
 Figures are as reported in the annual report.

^jExplanation of data included in the category:

Filed figures include both reactivated cases and original filings.

^mCategories for disposition type or trial data:

Civil trials do not include 9,159 hearings by judge in small claims cases.

ⁿTime interval or age of pending data:

- Contracts, forcible entry and detainer, and other civil cases pending over 24 months are included with those pending over 12 months.
- Small claims, misdemeanor, and traffic cases pending over 12 months, and over 24 months are included with those pending over 6 months.
- Preliminary hearing cases pending over 6 months, over 12 months, and over 24 months are included with those pending over 1 month.

Source: Office of the Administrative Director, Ohio Courts Summary 1978 (Columbus, Ohio). Statistics are from the annual report except that totals have been computed where necessary.

OHIO COURT OF CLAIMS^a
 Court of limited jurisdiction
 1 court, 1 judge sits on temporary assignment
 January 1, 1978 to December 31, 1978

	Beginning pending	Filed	Disposed	End pending
Civil^d:				
Appeal:				
Appeal of administrative agency case:				
Administrative	344	483 ^k	422	405
Judicial	297	263 ^k	328	232
Victims of crimes ^a	558	1,243	1,239	664 ^g
Total	1,199	1,989	1,989	1,301 ^g
Total civil	1,199	1,989	1,989	1,301 ^g
Grand total	1,199	1,989	1,989	1,301 ^g

Trial^d

Civil	Jury	Non-jury	Total
	1	45	46

Civil dispositions

Settlement	120
Administrative determination	379

Boldface headings indicate the classifications used by the NCSP.

^aCourt jurisdiction:

All cases where the amount of the claim exceeds \$1,000 must be determined by a judge. Where the amount of the claim is between \$100.01 and \$999.99, the claim is determined by a judge unless a waiver is filed. All claims from \$0.00 to \$100.00 and all claims between \$100.01 and \$999.99 where the right to trial has been waived are administratively determined by the clerk or deputy clerk of the Court of Claims. Jurisdiction over victims of crime cases was given to the court as of December 28, 1976.

^dCase definition or unit of count:

- A civil case is counted with the filing of a petition or complaint.
- A jury trial is counted when the jury is sworn.
- A non-jury trial is counted when the first witness is sworn.

^kAddition information:

Fillings include reinstated cases.

Source: Office of the Administrative Director, Ohio Courts Summary 1978 (Columbus, Ohio). Statistics are from the annual report except that totals have been computed where necessary.

OHIO MUNICIPAL COURT
 Court of limited jurisdiction
 110 courts, 188 judges
 January 1, 1978 to December 31, 1978

	Beginning pending	Filed ^d	Disposed	End pending
Civil^d:				
Tort:				
Personal injury and property damage	8,716 ^f	17,931	17,484	9,151 ^g
Contract	50,021 ^f	171,166	163,578	57,583 ^g
Small claims	11,152 ^f	77,671	74,904	13,820 ^g
Real property rights:				
Forcible entry and detainer	10,490 ^f	52,854	49,095	14,228 ^g
Other civil	6,655 ^f	18,176	17,300	7,459 ^g
Total civil	87,034 ^f	337,798	322,361	102,241 ^g
Criminal^d:				
Misdemeanor	19,555 ^f	238,138	233,600	23,806 ^g
Preliminary hearing:				
Felony	3,035 ^f	38,251	37,051	4,222 ^g
Total criminal	22,591 ^f	276,389	270,651	28,028 ^g
Traffic:				
DWI/DUI:				
Operating a motor vehicle while intoxicated	8,773 ^f	52,068	51,322	9,498 ^g
Other traffic violation:				
Traffic	40,348 ^f	1,194,086	1,182,723	51,336 ^g
Total traffic	49,121 ^f	1,246,154	1,234,045	60,834 ^g
Grand total	158,746 ^f	1,860,341	1,827,057	191,103 ^g

Trial^d

	Jury	Non-jury	Total
Civil^m:			
Tort	144	1,466	1,610
Contract	188	4,791	4,979
Real property rights	39	1,105	1,144
Other civil	33	1,158	1,191
Total	404	8,520	8,924
Criminal:			
Misdemeanor	823	12,128	12,951
Traffic:			
DWI/DUI	563	3,756	4,319
Other traffic violation	150	15,475	15,625
Total	713	19,231	19,944
Grand total	1,940	39,879	41,819

Civil dispositions

	Tort	Contract	Small claims	Real property rights	Other civil	Total
Pretrial	957	3,621	—	504	330	5,412
Dismissal for want of prosecution	1,409	10,362	4,961	7,408	955	25,095
Other dismissals	5,443	31,980	18,607	11,415	4,463	71,908
Transfer to other judge	246	640	927	159	88	2,060
Default hearing by judge	5,620	87,621	18,077	14,996	9,207	135,521
Default hearing by referee	2,119	24,375	32,332	13,469	1,066	73,361

Criminal dispositions

	Misdemeanor	Preliminary Hearing	Total
Flea	123,451	—	123,451
Pretrial	8,450	—	8,450
Dismissal for want of prosecution	5,598	1,414	7,012
Other dismissals	34,134	10,170	44,304
Transfer	844	—	844
Violations Bureau	19,477	—	19,477
Preliminary hearing—bound over	—	12,958	12,958
Waiver of preliminary hearing, bound over	—	10,478	10,478
Unavailability of accused	28,695	2,031	30,726

Traffic dispositions

	DWI/DUI	Other traffic violations	Total
Plea	36,883	426,604	463,487
Pretrial	2,218	3,848	6,066
Dismissal for want of prosecution	500	3,697	4,197
Other dismissals	2,552	40,392	42,944
Transfer	306	496	802
Violations Bureau	—	582,155	582,155
Unavailability of accused	4,544	109,906	114,450

Age of pending cases

	Over 1 month	Over 6 months	Over 12 months	Over 24 months
Civil:				
Tort	N/A	N/A	N/A	245
Contract	N/A	N/A	2,207	(n)
Small claims	N/A	927	(n)	(n)
Real property rights	N/A	N/A	325	(n)
Other civil	N/A	N/A	334	(n)
Criminal:				
Misdemeanor	N/A	714	(n)	(n)
Preliminary hearing	410	(n)	(n)	(n)
Traffic:				
DWI/DUI	N/A	96	(n)	(n)
Other traffic violations	N/A	1,073	(n)	(n)

Boldface headings indicate the classifications used by the NCSP.
 N/A = This case type is handled by the court but the data are unavailable.
 -- = Not applicable.

dCase definition or unit of count:
 A civil case is counted with the filing of a petition or complaint.
 The criminal case unit of count is the number of defendants on the information or indictment.
 A jury trial is counted when the jury is sworn.
 A non-jury trial is counted when the first witness is sworn. Hearings by administrative judges and referees are not included as non-jury trials.

fBeginning pending figure for the 1978 court year does not equal the end pending figure for the 1977 court year:
 Figures are as given in the annual report.

gChange in pending does not equal the difference between filings and dispositions:
 Figures are as given in the annual report.

jExplanation of data included in the category:
 Filed figures include both reactivated cases and original filings.

kAdditional information:
 In addition to the small claims dispositions reported on the chart, 835 small claims cases transferred were sent to the regular civil docket.

mCategories for disposition type or trial data:
 Civil trials do not include 18,077 hearings by judge in small claims cases.

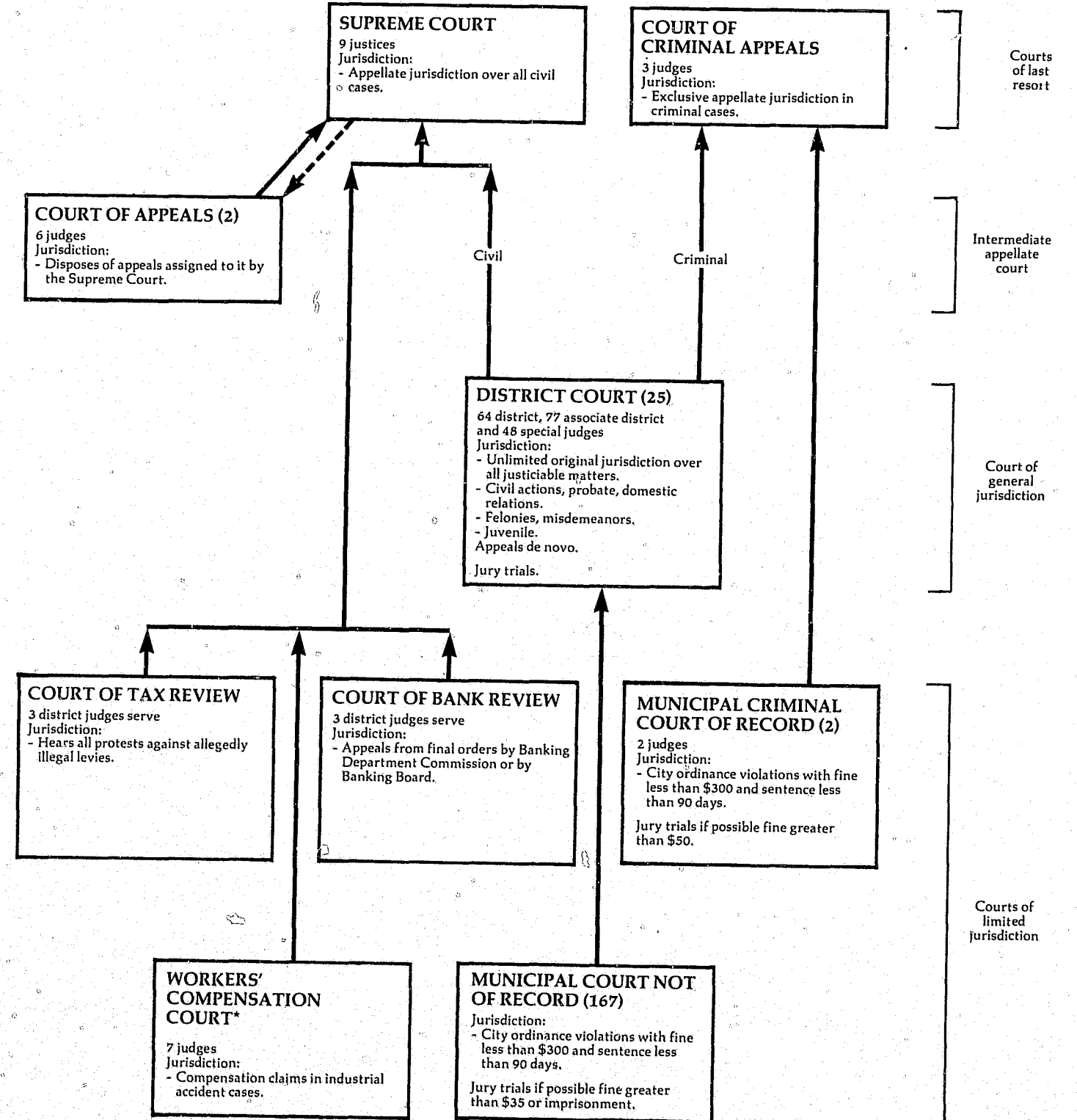
nTime interval or age of pending data:
 Contract, forcible entry and detainer, and other civil cases pending over 24 months are included with those pending over 12 months.
 Small claims, misdemeanor, and traffic cases pending over 12 months and over 24 months are included with those pending over 6 months.
 Preliminary hearing cases pending over 6 months, over 12 months, and over 24 months are included with those pending over 1 month.

Source: Office of the Administrative Director, Ohio Courts Summary 1978 (Columbus, Ohio). Statistics are from the annual report except that totals have been computed where necessary.

OHIO MAYORS' COURT
 Court of limited jurisdiction
 690 courts, 690 judges (mayors)
 January 1, 1978 to December 31, 1978

There were no data available for cases handled in the Mayors' Court for 1978.

OKLAHOMA COURT SYSTEM, 1978



↑ Indicates route of appeal.

↑ Indicates assignment of cases.

*The name of the Workers' Compensation Court was changed from the State Industrial Court and the number of judges serving increased from 5 to 7 on July 1, 1978.

OKLAHOMA SUPREME COURT^a
Court of last resort
9 Justices
January 1, 1978 to December 31, 1978

	Beginning pending	Filed	Disposed	End pending
Cases:				
Appeals:				
Civil ^j	X	621 (38) ^e	524	X
Total appeals	X	621 (38) ^e	524	X
Other cases:				
Original proceedings	X	219	196	X
Requests to appeal:				
Civil:				
Certiorari	N/A	189	134 (38) ^e	N/A
Total other cases ^j	X ^k	408	330 (38) ^e	X ^k
Total cases^j	1,346^l	1,029 (38)^e	854 (38)^e	1,504^l

Disposition of requests for certiorari

Writ granted 38
Writ denied 134

Status of pending cases (12/31/78)

Cases at issue but not assigned 18

Boldface headings indicate the classifications used by the NCSP.

N/A = This case type is handled by the court but the data are unavailable.

X = The data for this case type are known to be included in the total, but were not available by category.

^aCourt jurisdiction:

The Supreme Court is the court of last resort for civil cases.

^cCases not included in the total to avoid double counting:

Petitions for certiorari that have been granted are not counted as disposed until the appeal is disposed; a filing is not counted for the resulting appeal. These granted petitions are the numbers appearing in parentheses.

^gChange in pending does not equal the difference between filings and dispositions:

The imbalance is caused by certiorari data not being included in the pending figures. Figures are as given in the annual report.

ⁱData are not complete:

Total other cases and total cases pending figures do not include certiorari cases pending.

^jExplanation of data included in the category:

Civil appeals are originally filed in the Supreme Court. The Supreme Court then assigns some of these cases to the Court of Appeals for disposition. Therefore, cases assigned, disposed, and pending in the Court of Appeals have been deducted from the Supreme Court's appeals category and utilized as caseload figures for the Court of Appeals.

Source: Administrative Director of the Courts, Report on the Judiciary 1978 (Oklahoma City, Oklahoma). Statistics are from the annual report except that totals have been computed where necessary.

OKLAHOMA COURT OF CRIMINAL APPEALS^a
Court of last resort
3 judges
January 1, 1978 to December 31, 1978

	Beginning pending	Filed	Disposed	End pending
Cases:				
Appeals:				
Criminal	X	X	237	X
Postconviction remedy:				
Postconviction	X	(18) ^e	18	X
Juvenile	X	X	11	X
Total appeals	X	285 (18) ^e	266	X
Other cases:				
Original proceedings:				
Original jurisdiction:				
Habeas corpus	X	X	92	X
Mandamus	X	X	87	X
Prohibition	X	X	83	X
Total	X	X	262	X
Advisory opinion:				
Reserved question of law	X	X	20	X
Total	X	X	282	X
Requests to appeal:				
Postconviction remedy:				
Postconviction	X	100	81 (18) ^e	X
Criminal:				
Certiorari	X	X	3	X
Total	X	X	84	X
Sentence review only:				
Review of suspended sentence	X	X	8	X
Total other cases	X	X	374	X
Total cases	226^f	700 (18)^e	640 (18)^e	382

Disposition of cases

	Opinion	Order	Total
Affirmed	177	1	178
Affirming denial	0	64	64
Modified and affirmed	32	0	32
Reversed	31	6	37
Dismissed	9	72	81
Granted	0	75	75
Denied	0	117	117
Total	249	335	584

Boldface headings indicate the classifications used by the NCSP.

X = The data for this case type are known to be included in the total, but were not available by category.

^aCourt jurisdiction:

The Court of Criminal Appeals has exclusive appellate jurisdiction in criminal cases. It is the court of last resort for criminal cases.

^cCases not included in the total to avoid double counting:

Postconviction cases granted are not counted as disposed until the resulting appeal is disposed; a new filing is not counted for the associated appeal. These granted cases are the numbers appearing in parentheses.

Source: Administrative Director of the Courts, Report on the Judiciary 1977 (Oklahoma City, Oklahoma). Statistics are from the annual report except that totals have been computed where necessary.

OKLAHOMA COURT OF APPEALS^a
Intermediate appellate court
2 divisions, 6 judges
January 1, 1978 to December 31, 1978

	Beginning pending	Filed ^b	Disposed	End pending
Cases:				
Appeals:				
Civil^a	129 ^h	449	462	116 ^h
Total appeals	129 ^h	449	462	116 ^h
Total cases	129 ^h	449	462	116 ^h

Boldface headings indicate the classifications used by the NCSP.

^aCourt jurisdiction:

Cases are assigned to the Court of Appeals by the Supreme Court. The Court of Appeals hears only civil cases assigned to it and has no original jurisdiction.

^hFigure was computed:

Beginning pending figure was computed from data given in the annual report on the assumption that there were no pending cases in the Court of Appeals prior to 1971, when the court officially originated.

End pending figure was computed from filings, dispositions, and beginning pending.

Source: Administrative Director of the Courts, Report on the Judiciary 1978 (Oklahoma City, Oklahoma). Statistics are from the annual report except that totals have been computed where necessary.

OKLAHOMA DISTRICT COURT
Court of general jurisdiction
25 districts: 64 district, 77 associate, and 48 special judges
January 1, 1978 to December 31, 1978

	Beginning pending	Filed	Disposed	End pending
Civil^d:				
Tort:				
Auto tort:				
Auto negligence	4,814 ^f	4,220	5,077	3,957
Other tort	3,882 ^f	2,842	3,392	3,332
Total	8,696 ^f	7,062	8,469	7,289
Contract:				
Contractual	24,673 ^f	21,924	26,190	20,407
Small claims:				
Possession of personal property	1,431 ^f	2,301	2,416	1,316
Possession of real property	2,252	7,591	6,876	2,967
Other small claims	68,605 ^f	67,906	86,133	50,378
Total	72,288	77,798	95,425	54,661
Real property rights:				
Lien or mortgage foreclosure	1,887 ^f	2,895	2,806	1,973 ^e
Real property	2,910 ^f	4,842	4,691	3,061
Approval of conveyance of Indian lands	58	426	397	87
Total	4,855 ^f	8,163	7,894	5,121 ^e
Domestic relations:				
Marriage dissolution:				
Divorce	21,392	32,437	37,302	16,527
Separate maintenance	834	513	626	721
Annulment	214	327	369	172
Total	22,440	33,277	38,297	17,420
Support/custody:				
Reciprocal support--incoming	3,709	2,479	2,928	3,260
Reciprocal support--outgoing	1,290	763	777	1,276
Total	4,999	3,242	3,705	4,536
Adoption	1,133	2,828	2,443	1,518
Other domestic relations:				
Paternity proceedings	200	110	79	231
Other domestic	0	187	39	148
Total	200	297	118	379
Total	28,772	39,644	44,563	23,853
Estate:				
Probate/wills/intestate:				
Administration of estates and probate proper	13,838	9,066	10,871	12,033
Determination of death of joint or life tenant	588	2,915	2,914	588 ^e
Other probate	65 ^f	153	127	90 ^e
Total	14,491	12,134	13,912	12,711 ^e
Guardianship/conservatorship/trusteeship:				
Guardianship and conservatorship	3,769	1,770	2,383	3,156
Total	18,260	13,904	16,295	15,867 ^e
Mental health	1,103 ^f	2,620	2,894	829
Appeal:				
Appeal of administrative agency case:				
Appeals from administrative tribunals	651 ^f	1,051	1,192	510
Extraordinary writs:				
Injunction, quo warranto, mandamus, habeas corpus	1,339 ^f	1,526	1,497	1,368
Other civil	7,845 ^f	7,328	9,898	5,275
Total civil	168,482	181,020	214,317	135,180 ^e
Criminal^d:				
Felony: ¹				
Crime against person	5,799 ^f	4,380	5,037	5,142
Crime against property	12,631 ^f	9,737	9,543	12,825
Other felony	7,560 ^f	8,048	9,917	9,691
Total	25,990 ^f	22,165	20,497	27,658
Misdemeanor:				
Other misdemeanor	18,508 ^f	36,069	35,091	19,486
Appeal:				
Appeals from city-funded courts	1,067 ^f	589	467	1,189
Postconviction remedy:				
Felony postconviction appeals	N/A	525	364	N/A
Total criminal¹	45,465 ^{f1}	59,348	56,419	48,338 ^{e1}
Traffic:				
DWI/DUI:				
Driving while intoxicated	6,964 ^f	12,051	11,257	7,758
Other traffic violation:				
Traffic	40,643	197,001	190,322	47,322
Total traffic	47,607 ^f	209,052	201,579	55,080
Juvenile:				
Criminal-type offense:				
Juvenile delinquency	3,275 ^f	4,379	3,816	3,838
Status offense:				
Children in need of supervision	1,272 ^f	1,262	1,169	1,365
Non-offense:				
Dependency and neglect	1,723 ^f	2,384	1,827	2,278
Other juvenile	3	116	51	68
Total juvenile	6,273 ^f	8,141	6,863	7,548 ^e
Grand total¹	267,927 ^{f1}	457,561	479,178	246,141

(continued on next page)

Oklahoma District Court (continued)

Trial or contest ^d		Civil dispositions ^m	
Civil:	Criminal:	Domestic relations	Total
Tort:	Felony	2,266	
Auto tort	Misdemeanor	3,105	
Other tort	Appeal	83	
Total	Total	5,454	
Contract	Traffic:		
Small claims	DWI/DUI	1,618	
Real property rights	Other traffic violation ..	11,678	
Total	Total	13,296	
Domestic relations:	Juvenile:		
Marriage dissolution	Criminal-type offense	2,175	
Support/custody	Status offense	538	
Adoption	Non-offense	663	
Other domestic relations	Total	3,405	
Total			
5,481			
Probate/wills/intestate			
186			
Guardianship/conservatorship/trusteeship			
51			
Total			
237			
Mental health			
143			
Appeal			
239			
Extraordinary writ			
418			
Other civil			
1,433			
Total			
24,121			
Grand total			
43,486			

	Age of pending cases (12/31/78)		
	0-12 months	12-24 months	Over 24 months
Civil	81,326	31,500	22,311
Criminal and traffic:			
Felony	12,081	6,618	8,959
Misdemeanor and appeal	9,966	4,185	6,669
Total	22,047	10,803	15,628
Traffic	27,558	9,543	17,979
Juvenile	4,954	1,145	1,449
Grand total	135,793	53,015	57,430

Boldface headings indicate the classifications used by the NCSP.
 N/A = This case type is handled by the court, but the data are unavailable.
 — = Not applicable.

^dCase definition or unit of count:

A civil case is counted with the filing of a petition or complaint.
 The criminal case unit of count is the number of informations or indictments.
 A trial or contest is counted if tried to completion.

^fBeginning pending figure for the 1978 court year does not equal the end pending figure for the 1977 court year:
 Figures are as given in the annual report.

^hData are not complete:

Total criminal and grand total pending figures do not include pending figures for felony postconviction appeals. This category is included in the filing and disposition totals.

^mCategories for disposition type or trial data:

On demurrer, abatement, or motion to dismiss, and pretrial are dispositions for auto tort, non-auto tort, property rights, contract, administrative, extraordinary writs, and other civil cases only.
 Dismissal, decree or approved settlement, decree or order after trial, decree or guilty plea, and by order or settlement are dispositions for domestic relations cases only.
 Bond forfeitures are not included in the disposed figures of the previous page.

Source: Administrative Director of the Courts, Report on the Judiciary 1978 (Oklahoma City, Oklahoma). Statistics are from the annual report except that totals have been computed where necessary, and corrections were made by the office of the administrative director of the courts during the data verification.

WORKERS' COMPENSATION COURT^k
 Court of limited jurisdiction^a
 1 court, 7^c judges
 January 1, 1978 to December 31, 1978

	Beginning pending	Filed	Disposed	End pending
Civil^d:				
Appeal:				
Appeal of administrative agency case	N/A	N/A	10,851	N/A
Total civil	N/A	N/A	10,851	N/A
Grand total	N/A	N/A	10,851	N/A

Boldface headings indicate the classifications used by the NCSP.
 N/A = This case type is handled by the court, but the data are unavailable.

^aCourt jurisdiction:

The special jurisdiction is limited to injuries to an employee arising out of his employment.

^cJudge information:

The number of judges sitting on this court was increased from 5 to 7 on July 1, 1978, as a part of the court reorganization.

^dCase definition or unit of count:

A case for this court is a new claim or an ancillary proceeding to an existing claim.

^kAdditional information:

Prior to July 1, 1978, the name of this court was the State Industrial Court.

Source: Administrative Director of the Courts, Report on the Judiciary 1978 (Oklahoma City, Oklahoma). Statistics are from the annual report except that totals have been computed where necessary.

OKLAHOMA COURT OF BANK REVIEW
 Court of limited jurisdiction
 1 court, 3 district judges serve
 January 1, 1978 to December 31, 1978

	Beginning pending	Filed	Disposed	End pending
Civil^d:				
Appeal:				
Appeal of administrative agency case	11 ^f	6	5	11 ^h
Total civil	11 ^f	6	5	11 ^h
Grand total	11 ^f	6	5	11 ^h

Boldface headings indicate the classifications used by the NCSP.

^dCase definition or unit of count:

A civil case is counted with the filing of a petition or complaint.

^fBeginning pending figure for the 1978 court year does not equal the end pending figure for the 1977 court year:
 Figures are as given in the annual report.

^hChange in pending does not equal the difference between filings and dispositions:
 Figures are as given in the annual report.

Source: Administrative Director of the Courts, Report on the Judiciary 1978 (Oklahoma City, Oklahoma). Statistics are from the annual report except that totals have been computed where necessary.

OKLAHOMA COURT OF TAX REVIEW
 Court of limited jurisdiction
 1 court, 3 district judges serve
 January 1, 1978 to December 31, 1978

	Beginning pending	Filed	Disposed	End pending
Civil^d:				
Appeal:				
Appeal of administrative agency case	0	0	0	0
Total civil	0	0	0	0
Grand total	0	0	0	0

Boldface headings indicate the classifications used by the NCSP.

^dCase definition or unit of count:

A civil case is counted with the filing of a petition or complaint.

Source: Administrative Director of the Courts, Report on the Judiciary 1978 (Oklahoma City, Oklahoma). Statistics are from the annual report except that totals have been computed where necessary.

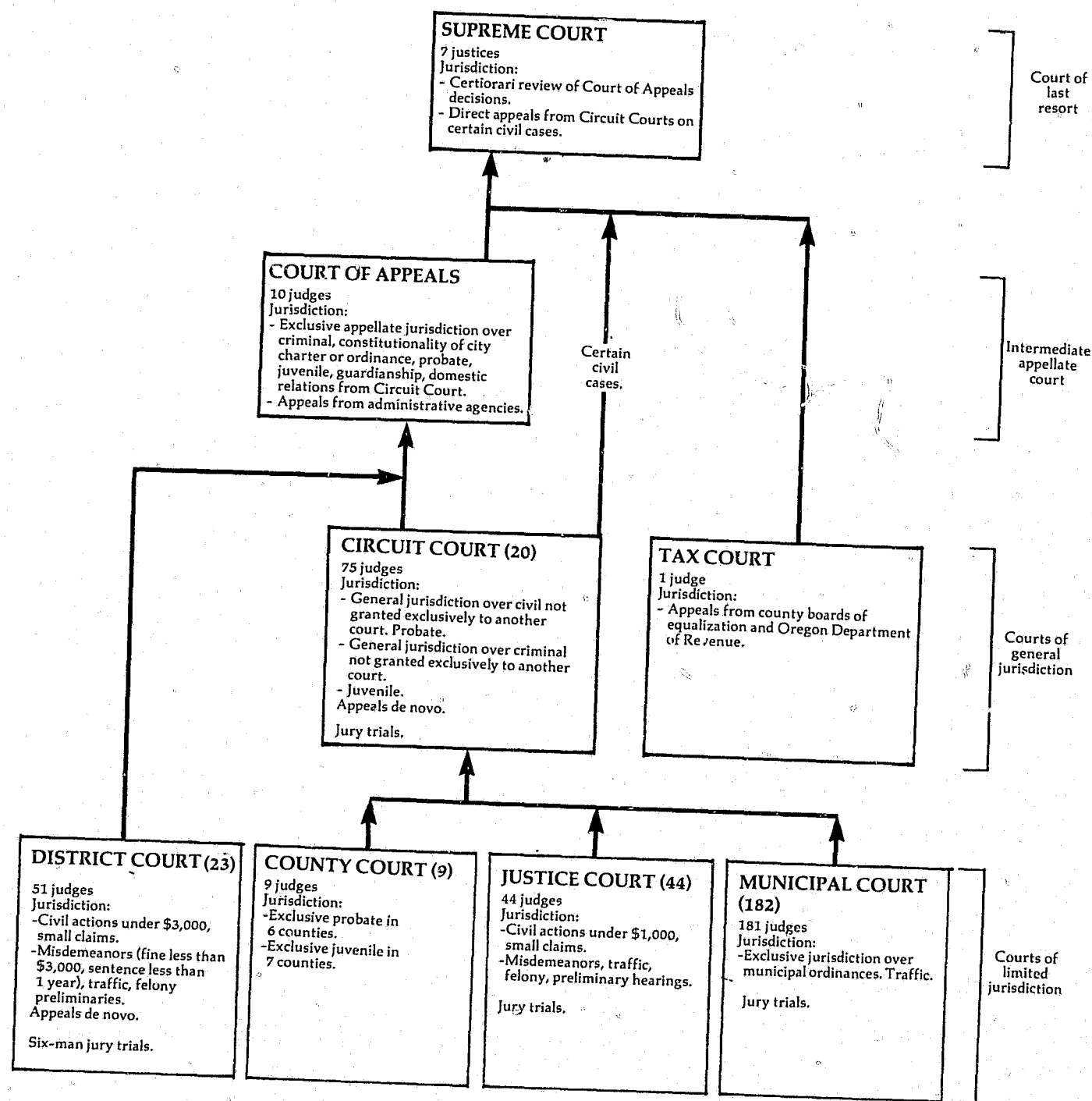
OKLAHOMA MUNICIPAL CRIMINAL COURT OF RECORD
 Court of limited jurisdiction
 2 courts, 2 judges
 January 1, 1978 to December 31, 1978

There were no data for cases handled in the Municipal Criminal Court of Record for 1978.

OKLAHOMA MUNICIPAL COURT NOT OF RECORD
 Court of limited jurisdiction
 167 courts
 January 1, 1978 to December 31, 1978

There were no data available for cases handled in the Municipal Court Not of Record for 1978.

OREGON COURT SYSTEM, 1978



OREGON SUPREME COURT^a
Court of last resort
7^c Justices
January 1, 1978 to December 31, 1978

	Beginning pending	Filed	Disposed	End pending
Cases:				
Appeals:				
Appeals from Circuit Court	X	17 ^a	X	X
Court of Appeals review allowed	X	(45) ^e	X	X
Tax Court appeals	X	11	X	X
Total appeals	X	28 (45)^e	X	X
Other cases:				
Original proceedings:				
Original jurisdiction:				
Original proceedings	X	76	X	X
Bar proceedings	X	82	X	X
Total	X	158	X	X
Requests to appeal	85	408 ¹	339 ¹ (45) ^e	109 ¹
Total other cases	X	566	X (45)^e	X
Total cases	468	594 (45)^e	811 (45)^e	251

Manner of disposition

Written opinion 264
Dismissed or otherwise disposed without opinion 208

Disposition of appeals^m

Affirmed 130
Reversed 81
Modified 29
Dismissed with opinion 8
Miscellaneous^m 16

Time interval (average days)

Notice of appeal to date case at issue 207
Date case at issue to final decision 133
Notice of appeal to final decision 340

Status of pending cases^l (12/31/78)

Not at issue 28
At issue 35
Under advisement 79

Boldface headings indicate the classifications used by the NCSP.
X = The data for this case type are known to be included in the total but were not available by category.

- ^aCourt jurisdiction: The Court of Appeals assumed jurisdiction over all civil appeals from the Circuit Court on January 1, 1978.
- ^cJudge information: There were 7.5 full-time equivalent justices for 1978. Court of Appeals judges served six months on the Supreme Court during 1978.
- ^eCases not included in the total to avoid double counting: Petitions for review granted are not counted as dispositions until the appeal is disposed; the filing of the resulting appeal is not counted. These granted petitions are the numbers appearing in parentheses.
- ^jExplanation of data included in the category: Status of pending cases data are given for appeals and original jurisdiction cases only.
- ^lSpecial source or revision in data: Figures for request to appeal cases were revised by the office of the state court administrator during data verification.
- ^mCategories for disposition type or trial data: Disposition of appeals chart includes data only from cases decided by written opinion. Miscellaneous appeal dispositions include cases of mandamus, other original proceedings, and bar proceedings.

Source: Office of the State Court Administrator, *25th Annual Report Relating to Judicial Administration in the Courts of Oregon, 1978* (Salem, Oregon). Sources of case data are available. Statistics are from the annual report except that totals have been computed where necessary, and revisions were made by the office of the state court administrator during data verification.

OREGON COURT OF APPEALS^a
Intermediate appellate court
10^c judges
January 1, 1978 to December 31, 1978

	Beginning pending	Filed	Disposed	End pending
Cases:				
Appeals:				
Civil	X	980 ^a	X	X
Criminal:				
Criminal	X	1,313	X	X
Traffic	X	104	X	X
Total	X	1,417	X	X
Appeal of administrative agency case:				
Workmen's compensation	X	215	X	X
Administrative agency review	X	209	X	X
Corrections disciplinary review	X	212	X	X
Parole board review	X	40	X	X
Total	X	676	X	X
Postconviction remedy:				
Postconvictions and habeas corpus	X	33	X	X
Total appeals	1,024	3,106	2,684 ^k	1,446 ^l
Total cases	1,024	3,106	2,684^k	1,446^l

Manner of disposition

Decision by opinion	810 ^l
Per curiam and memorandum decisions	558
Bench decisions	450
Dismissed/transferred	712 ^l
Consolidation	154

Disposition of appeals^m

Affirmed	1,425 ^l
Reversed	433
Modified	73
Dismissed on merits	26
Miscellaneous	15

Time interval (average days)

	Criminal	All other appeals	Total	Status of pending cases (12/31/78)
Notice of appeal to date case at issue	137 ^l	128 ^l	133	Not at issue
Date case at issue to final decision	53 ^l	68 ^l	59	At issue
Notice of appeal to final decision	190	196	192	Under advisement
				1,139 ^l
				127
				180

Boldface headings indicate the classifications used by the NCSF.

X = The data for this case type are known to be included in the total but were not available by category.

^aCourt jurisdiction:

The Court of Appeals assumed jurisdiction over all Circuit Court civil appeals on January 1, 1978.

^cJudge information:

There were 9.5 full-time equivalent judges for 1978. During 1978, Court of Appeals judges served six months on the Supreme Court.

^kAdditional information:

In 1978, the court heard oral arguments for 1,635 cases, and an additional 199 cases were submitted to the court on the record and attorney's briefs.

^lSpecial source or revision in data:

Revisions in figures for dispositions of appeals and the status of pending cases were supplied by the office of the state court administrator during data verification.

Breakdowns for time interval data were supplied by the administrative office of the court during data verification.

^mInformation on disposition type or trial data:

Beginning with the 1977 data, this analysis includes cases closed by consolidation.

Source: Office of the State Court Administrator, 25th Annual Report Relating to Judicial Administration in the Courts of Oregon, 1978 (Salem, Oregon). Sources of case data are available. Statistics are from the annual report except that totals have been computed where necessary, and additions and revisions were made by the state court administrative office during data verification.

OREGON CIRCUIT COURT
Court of general jurisdiction
20 circuits, 75^c judges
January 1, 1978 to December 31, 1978

	Beginning pending	Filed	Disposed	End pending
Civil:				
Law^k	X	X	X	X
Equity^k	X	X	X	X
Domestic relations:				
Marriage dissolution:				
Dissolution	11,999 ^l	27,399	26,227	13,171 ^l
Adoption	N/A	1,937	N/A	N/A
Total	11,999 ^l	29,336	26,227 ^l	13,171 ^l
Estate:				
Probate/wills/intestate:				
Decedents' estates	6,491 ^l	4,697	4,493 ^h	6,695
Guardianship/conservatorship/trusteeship:				
Guardianship and conservatorship	8,194 ^f	1,830	1,592	8,432
Total	14,685 ^f	6,527	6,085	15,127
Mental health:				
Mental competency	N/A	3,773	N/A	N/A
Total civilⁱ	42,030^h	60,562	51,979^l	44,903^l
Criminal:				
Felony:				
Criminal	4,398 ^{fh}	16,097	14,973	5,522
Total criminal	4,398^{fh}	16,097	14,973	5,522
Juvenile:				
Total juvenile	N/A	14,523	N/A	N/A
Grand total	46,428^l	91,182	66,952^l	50,425^l

Trial^d

	Jury	Non-jury	Total
Civil ^m	1,227	3,462	4,689
Criminal (felony)	1,120	758	1,878
Total	2,347	4,220	6,567

Age of pending cases

	Civil ⁿ	Probate/wills/ intestate	Criminal (felony)
Under 6 months	16,966	N/A	4,051
6+ to 12 months	6,912	N/A	754
12+ to 24 months	4,582	N/A	451
Over 24 months	1,316	N/A	266
Over 36 months	(n)	599	(n)

Time interval (average days)

Age of cases tried (filing to trial):	
Civil from date of filing:	
Marriage dissolution	173.9
All civil	346.6
Criminal (felony) from date of arraignment	74.5

Boldface headings indicate the classifications used by the NCSF.

N/A = This case type is handled by the court, but the data are unavailable.

X = The data for this case type are known to be included in the total but were not available by category.

^cJudge information:

There were 73.0 full-time equivalent judges for 1978.

^dCase definition or unit of count:

A civil case is counted with the filing of a petition or complaint.
The criminal case unit of count is the case number assigned at arraignment.
A juvenile case is counted with the filing of a petition.
A jury trial is counted when the jury is sworn.
A non-jury trial is counted when the first witness is sworn.

^fBeginning pending figure for the 1978 court year does not equal the end pending figure for the 1977 court year:

Figures are as calculated from data given in the annual report.

^hFigure was computed:

Disposed figure for decedents' estates was computed from filing and pending data.
Beginning pending figure for total civil cases was computed using filed, disposed, and end pending data for the combined categories of law and equity ("civil") given in the annual report.

Beginning pending figure for criminal and total criminal was computed from filing, disposition, and end pending data.

ⁱData are not complete:

Domestic relations pending and disposition figures do not include adoption cases. Filings include all categories.
Total civil pending and disposition figures do not include adoption or mental health cases. Filings include all categories.
Grand total disposition and pending figures do not include adoption, mental health, or juvenile cases. Filings include all categories.

^kAdditional information:

There were 15,346 law and equity cases pending at the beginning of the 1978 court year, 20,926 cases filed, 19,667 disposed, and 16,605 pending at the end of the court year. These data were supplied by the state court administrative office during data verification.

^lSpecial source or revision in the data:

Pending data for marriage dissolution cases was supplied by the state court administrative office during data verification.

Beginning pending figure for probate/wills/intestate cases was taken from Oregon's 1977 annual report.

^mInformation on disposition type or trial data:

Civil trials only include trials for law, equity, and marriage dissolution cases.

ⁿInformation on time interval or age of pending data:

Civil age of pending data only include law and equity and marriage dissolution cases only.

The number of civil and criminal cases pending over 36 months are included in the over 24 months category and were not available separately.

Source: Office of the State Court Administrator, 24th, 25th Annual Report Relating to Judicial Administration in the Courts of Oregon, 1977, 1978 (Salem, Oregon). Statistics are from the annual report except that totals have been computed where necessary, and additional data were supplied by the state court administrative office during data verification.

OREGON TAX COURT
Court of general jurisdiction^a
1 judge
January 1, 1978 to December 31, 1978

	Beginning pending	Filed	Disposed	End pending
Civil^d:				
Appeal:				
Appeal of administrative agency case:				
Regular Division	84 ^f	85	85	84
Small Claims Division	40	53	53	40
Total	124^f	138	138	124
Total civil	124^f	138	138	124
Grand total	124^f	138	138	124

Civil dispositions

	Regular Division	Small Claims Division	Total	Time interval (median months)
On the merits	62	30	92	Age of cases terminated:
Dismissed or settled	23	23	46	Regular Division
Total	85	53	138	Small Claims Division
				14.0
				9.5

Boldface headings indicate the classifications used by the NCSP.

^aCourt jurisdiction:

Data from the Oregon Tax Court are included in the general jurisdiction charts because ORS 305.405 designates the Tax Court as a court of general jurisdiction within the substantive areas defined by ORS 305.410.

^dCase definition or unit of count:

A civil case is counted with the filing of a petition or complaint.

^fBeginning pending figure for the 1978 court year does not equal the end pending figure for the 1977 court year: Figures are as given in the annual report.

Source: Office of the State Court Administrator, 25th Annual Report Relating to Judicial Administration in the Courts of Oregon, 1978 (Salem, Oregon). Statistics are from the annual report except that totals have been computed where necessary.

OREGON DISTRICT COURT
Court of limited jurisdiction
23 counties, 51^c judges
January 1, 1978 to December 31, 1978

	Beginning pending	Filed	Disposed	End pending
Civil^d:				
Law:				
Civil	12,259 ^{fh}	31,600	30,350	13,509
Small claims	8,217 ^{fh}	43,422	40,648	10,991
Estate:				
Probate/wills/intestate:				
Decedents' estates	143	67	133 ^h	77
Total civil	20,619^{fh}	75,089	71,131	24,577
Criminal^d:				
Preliminary hearing:				
Felony	897 ^{hk}	9,220	9,108	1,009 ^k
Other criminal:				
Misdemeanor and violation offenses	20,889 ^{hk}	64,499	55,842	29,546 ^k
Total criminal	21,786^{hk}	73,719	64,950	30,555^k
Traffic:				
Total traffic	62,042^{hk}	455,151	438,279	78,914^k
Grand total	104,447^{fh}	603,959	574,360	134,046

Age of pending cases

	Law	Small claims	Probate/wills/intestate	Preliminary hearing	Other criminal	Traffic
Under 6 months	7,598	9,081	N/A	746	21,181	58,953
6+ to 12 months	4,218	1,596	N/A	133	4,711	10,327
Over 12 months	1,693	314	N/A	130	3,654	9,634
Over 36 months	(n)	(n)	3	(n)	(n)	(n)

Oregon District Court (continued)

Boldface headings indicate the classifications used by the NCSP.

N/A = This case type is handled by the court, but the data are unavailable.

X = The data for this case type are known to be included in the total but were not available by category.

^cJudge information:

A total of 50.5 full-time equivalent judges served in the court during the year.

^dCase definition or unit of count:

A civil case is counted with the filing of a petition or complaint.

The criminal case unit of count is the case number assigned at arraignment.

^fBeginning pending figure for the 1978 court year does not equal the end pending figure for the 1977 court year:

Figures are as computed from data given in the annual report.

^hFigure was computed:

Decedents' estates disposition figure was computed from filings and pending data.

Beginning pending figures were computed from filings, dispositions, and end pending data.

^kAdditional information:

The felony preliminary hearing pending figures do not include 23 cases classified as inactive from Multnomah County.

The other criminal pending figures do not include 4,605 cases classified as inactive in Multnomah County.

The traffic pending figures do not include 23,328 cases classified as inactive in Multnomah County.

ⁿInformation on time interval or age of pending data:

The number of law, small claims, preliminary hearing, other criminal, and traffic cases pending over 36 months are included in the over 12 months category and were not available separately.

Source: Office of the State Court Administrator, 25th Annual Report Relating to Judicial Administration in the Courts of Oregon, 1978 (Salem, Oregon). Statistics are from the annual report except that totals have been computed where necessary.

OREGON COUNTY COURT^a
Court of limited jurisdiction
9 counties, 9 judges
January 1, 1978 to December 31, 1978

	Beginning pending	Filed	Disposed	End pending
Civil^d:				
Domestic relations:				
Adoption	N/A	21	N/A	N/A
Estate:				
Probate/wills/intestate:				
Decedents' estates	220 ^l	97	127 ^h	190
Guardianship/conservatorship/trusteeship:				
Guardianship and conservatorship	175 ^h	31	20	186
Total	395	128	147	376
Mental health:				
Mental competency	N/A	0	N/A	N/A
Total civil¹	395^l	149	147^l	376^l
Juvenile^d:				
Total juvenile	N/A	133	N/A	N/A
Grand total¹	395^l	282	147^l	395^l

Age of pending cases

Decedents' estates	64
Over 36 months	

Boldface headings indicate the classifications used by the NCSP.

N/A = This case type is handled by the court, but the data are unavailable.

^aCourt jurisdiction:

Four counties handle both civil and juvenile cases, two handle only civil, and three handle only juvenile cases in the County Court.

^dCase definition or unit of count:

A civil case is counted with the filing of a petition or complaint.

A juvenile case is counted with the filing of a petition.

^hFigure was computed:

Decedents' estates disposed figure was computed from filing and pending figures.

^lData are not complete:

Total civil pending and disposition figures do not include data for adoption and mental health cases. Filings include data for all categories.

Grand total pending and disposition figures do not include data for adoption, mental competency, or juvenile cases. Filings include data for all categories.

¹Special source or revision in data:

Beginning pending figure for decedents' estates was obtained from Oregon's 1977 annual report.

Source: Office of the State Court Administrator, 24th, 25th Annual Report Relating to Judicial Administration in the Courts of Oregon, 1977, 1978 (Salem, Oregon). Statistics are from the annual reports except that totals have been computed where necessary.

OREGON JUSTICE COURT¹
Court of limited jurisdiction
44 courts, 44 judges
January 1, 1978 to December 31, 1978

	Beginning pending	Filed	Disposed	End pending
Civil:				
Law:				
Civil	553 ^{fhi}	1,102 ^d	936 ^d	719 ^d
Small claims	1,214 ^{fhi}	2,568 ^d	2,494 ^d	1,288 ^d
Total civil	1,767 ^{fhi}	3,670 ^d	3,430 ^d	2,007 ^d
Criminal:				
Misdemeanor:				
Offenses	1,552 ^{fhi}	7,638 ^d	6,571 ^d	2,619 ^d
Total criminal	1,552 ^{fhi}	7,638 ^d	6,571 ^d	2,619 ^d
Traffic:				
Total traffic	15,423 ^{fhi}	145,846 ^d	143,930 ^d	17,339 ^d
Grand total ¹	18,742 ^{fhi}	157,154 ^d	153,931 ^d	21,965 ^d

Boldface headings indicate the classifications used by the NCSP.

^dCase definition or unit of count:

A civil case is counted with the filing of a petition or complaint.

The criminal case unit of count is the case number assigned at arraignment.

^fBeginning pending figures for the 1978 court year do not equal the end pending figure for the 1977 court year:

Figures are as calculated from data given in the annual report.

^hFigures were computed:

Beginning pending figures were computed from filing, disposition, and end pending data.

ⁱData are not complete:

Only 30 justice courts, out of a total of 44 courts, reported data for 1978. Incomplete data were reported for the courts in Madras, Jefferson County; and Nmyssa and Jordan Valley, Malheur County. Courts begin to report data as they are added to the statistical reporting.

Source: Office of the State Court Administrator, 25th Annual Report Relating to Judicial Administration in the Courts of Oregon, 1978 (Salem, Oregon). Statistics are from the annual report except that totals have been computed where necessary.

OREGON MUNICIPAL COURT¹
Court of limited jurisdiction
182¹ courts, 181 judges
January 1, 1978 to December 31, 1978

	Beginning pending	Filed	Disposed	End pending
Criminal:				
Ordinance violation:				
Other cases	5,821 ^{fhi}	21,206 ^d	20,375 ^d	6,652 ^d
Total criminal	5,821 ^{fhi}	21,206 ^d	20,375 ^d	6,652 ^d
Traffic:				
Other traffic violation:				
Major traffic offenses	5,822 ^{fhi}	13,555 ^d	12,355 ^d	7,022 ^d
Minor traffic offenses	28,119 ^{fhi}	172,141 ^d	164,493 ^d	35,767 ^d
Total	33,941 ^{fhi}	185,696 ^d	176,848 ^d	42,789 ^d
Total traffic	33,941 ^{fhi}	185,696 ^d	176,848 ^d	42,789 ^d
Grand total	39,762 ^{fhi}	206,902 ^d	197,223 ^d	49,441 ^d

Trial^d

Criminal	3,946 ^d
Traffic:	
Major traffic offenses	4,161 ^d
Minor traffic offenses	22,306 ^d
Total	26,467 ^d
Total	30,413 ^d

Boldface headings indicate the classifications used by the NCSP.

^dCase definition or unit of count:

The criminal case unit of count is the case number assigned at arraignment.

A jury trial is counted when the jury is sworn.

A non-jury trial is counted when the first witness is sworn.

^fBeginning pending figure for the 1978 court year does not equal the end pending figure for the 1977 court year:

Figures are as calculated from data given in the annual report.

^hFigure was computed:

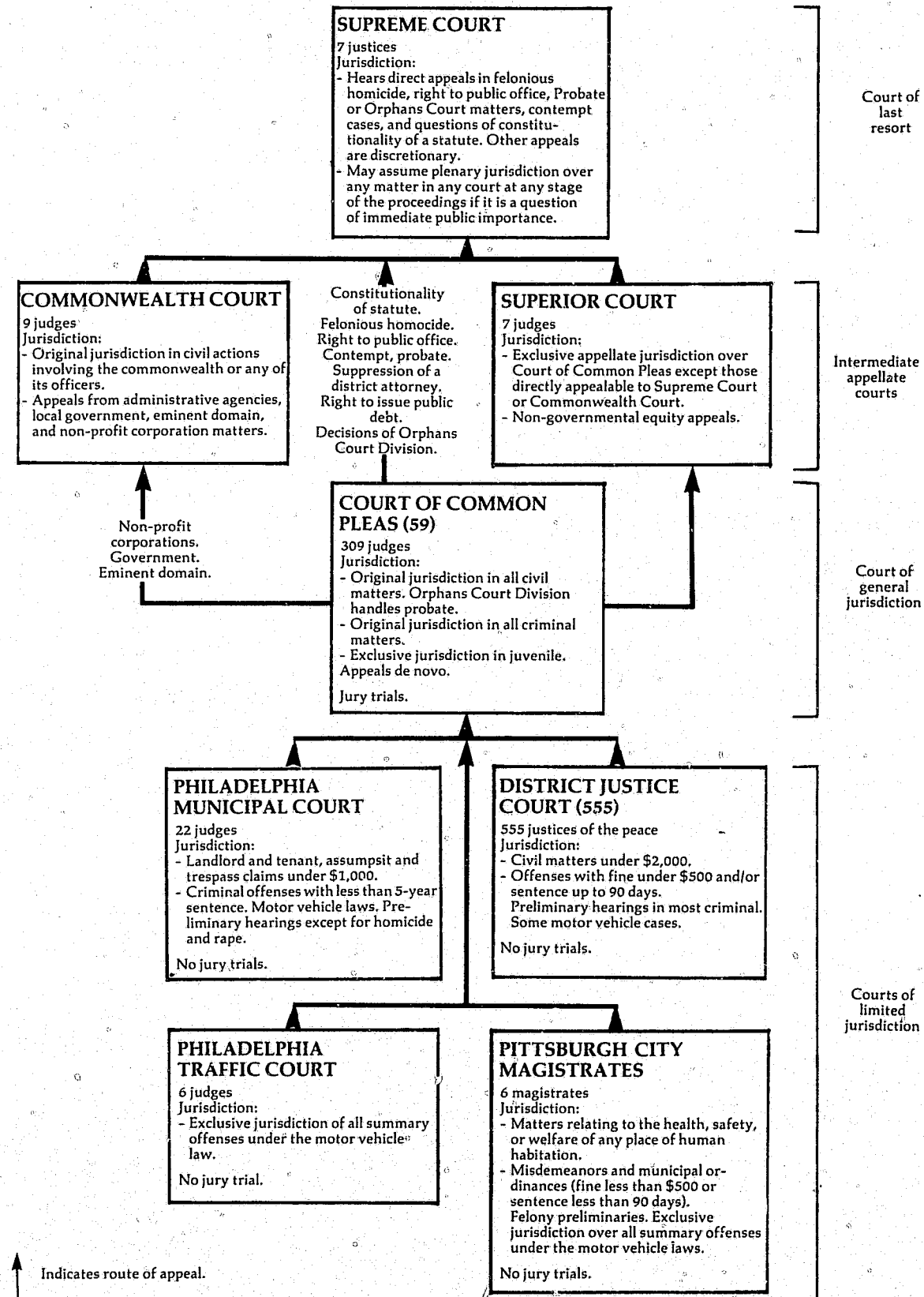
Beginning pending figures were computed from filing, disposition, and end pending data.

ⁱData are not complete:

Only 108 Municipal Courts reported data for 1978. Partial reports were received from the municipalities of Canyonville, Central Point, Chiloquin, Dundee, Fairview, Gresham, Hines, Huntington, Irrigon, Milton-Freewater, Mt. Angel, Prairie, Riddle and Seaside. Courts begin to report data as they are added to the statistical reporting system.

Source: Office of the State Court Administrator, 25th Annual Report Relating to Judicial Administration in the Courts of Oregon, 1978 (Salem, Oregon). Statistics are from the annual report except that totals have been computed where necessary.

PENNSYLVANIA COURT SYSTEM, 1978



PENNSYLVANIA SUPREME COURT
Court of last resort
7 justices
January 1, 1978 to December 31, 1978

	Beginning pending	Filed	Disposed	End pending
Cases:				
Appeals	N/A	818 (155) ^e	N/A	N/A
Total appeals	N/A	818 (155) ^e	N/A	N/A
Other cases:				
Original proceedings				
Requests to appeal:				
Petitions for allocatur	N/A	1,126	N/A (155) ^e	N/A
Total other cases	N/A	1,126	N/A (155) ^e	N/A
Total cases	N/A	1,944 (155)^e	N/A (155)^e	N/A
Other proceedings:				
Other matters:				
Miscellaneous petitions	N/A	1,262	N/A	N/A
Total other proceedings	N/A	1,262	N/A	N/A
Manner of disposition				
Majority opinions		384 ^m		
Per curiam		197		

Boldface headings indicate the classifications used by the NCSP.
Blank space = Not enough information is known. The case category may or may not be handled by the court.
N/A = This case type is handled by the court, but the data are unavailable.

^eCases not included in the total to avoid double counting:
Petitions for allocatur that have been granted are not counted as disposed until the appeal is disposed; a filing is not counted for the resulting appeal. These granted petitions for allocatur are the numbers appearing in parentheses.

^mInformation on type of disposition or trial data:
In addition to the 384 majority opinions written there were 93 concurring opinions, 14 concurring and dissenting opinions, 230 dissenting opinions, 15 opinions in support of affirmation, 23 opinions in support of reversal, and 1 separate opinion written.

Source: Administrative Office of the Pennsylvania Courts, 1978 Annual Report (Philadelphia, Pennsylvania). Statistics are from the annual report except that totals have been computed where necessary.

PENNSYLVANIA SUPERIOR COURT
Intermediate appellate court
7 judges
January 1, 1978 to December 31, 1978

	Beginning pending	Filed	Disposed	End pending
Cases:				
Appeals	N/A	4,495	N/A	N/A
Total appeals	N/A	4,495	N/A	N/A
Other cases:				
Original proceedings				
Requests to appeal				
Total other cases				
Total cases	N/A	4,495	N/A	N/A
Other proceedings:				
Other matters:				
Miscellaneous petitions	N/A	4,074	N/A	N/A
Total other proceedings	N/A	4,074	N/A	N/A

Manner of disposition

Written opinions filed 2,416

Boldface headings indicate the classifications used by the NCSP.
Blank space = Not enough information is known. The case category may or may not be handled by the court.
N/A = This case type is handled by the court, but the data are unavailable.

Source: Administrative Office of the Pennsylvania Courts, 1978 Annual Report (Philadelphia, Pennsylvania). Statistics are from the annual report except that totals have been computed where necessary.

PENNSYLVANIA COMMONWEALTH COURT^a
Intermediate appellate court
9 judges
January 1, 1978 to December 31, 1978

	Beginning pending	Filed	Disposed	End pending
Cases:				
Appeals:				
Appeal of trial court case:				
Appeals from Court of Common Pleas	N/A	696	N/A	N/A
Transfers from other courts	N/A	84	N/A	N/A
Total	N/A	780	N/A	N/A
Appeal of administrative agency case:				
Direct administrative appeals	N/A	2,054	N/A	N/A
Total appeals	N/A	2,834	N/A	N/A
Other cases:				
Original proceedings:				
Original jurisdiction	N/A	363	N/A	N/A
Requests to appeal	N/A	363	N/A	N/A
Total other cases	N/A	363	N/A	N/A
Total cases	N/A	3,197	N/A	N/A

Manner of disposition

Written opinions handed down 769
Withdrawn, discontinued 39
Remanded, transferred, or dismissed 23
Dismissed for lack of prosecution 0
Stricken from list 18
Consolidated 157

Boldface headings indicate the classifications used by the NCSP.
Blank space = Not enough information is known. The case category may or may not be handled by the court.
N/A = This case type is handled by the court, but the data are unavailable.

^aCourt jurisdiction:
The Commonwealth Court only handles cases involving officials or offices of the Commonwealth of Pennsylvania.

Source: Administrative Office of the Pennsylvania Courts, 1978 Annual Report (Philadelphia, Pennsylvania). Statistics are from the annual report except that totals have been computed where necessary.

PENNSYLVANIA COURT OF COMMON PLEAS
Court of general jurisdiction
59 courts, 309 judges
January 1, 1978 to December 31, 1978

	Beginning pending	Filed	Disposed	End pending
Civil:				
Domestic relations:				
Marriage dissolution:				
Divorce				
Support/custody:				
Custody	15,861	41,784	39,797	17,848
Adoption	958	6,386	6,137	1,207
Other domestic relations:				
Domestic relations	864	6,549	6,283	1,288
Total	7,585	56,151	54,909	8,827
Estate:				
Probate/wills/intestate:				
Orphans' court audits	25,268	110,870	107,126	29,0108
Mental health:				
Other civil:				
CivilJ	1,401	19,616	19,551	1,466
Arbitration	330	9,025	8,792	5978
Total	21,074	20,279	19,921	21,432
Total civil	15,993	26,316	28,395	13,914
	37,067	46,595	48,316	35,346
Criminal:				
Felony/misdemeanor:				
CriminalJ	23,511	60,331	54,343	25,3398
Appeal:				
MiscellaneousJ	2,126	11,387	10,706	2,807
Postconviction remedy:				
Postconviction appeals	642	844	623	863
Total criminal	26,279	72,562	65,672	29,0098
Juvenile:				
Total juvenile	6,272	37,365	37,750	5,887
Grand total	96,617	296,033	287,207	101,3158

Trial^d

	Jury	Non-jury	Total
Civil ^m	1,898	3,717	5,615
Criminal (felony/misdemeanor)	3,055	4,850	7,905
Total	4,953	8,567	13,520

Civil dispositions^m

Settlement	9,669
Hearing-settled	1,818
Stricken	794
Transferred to arbitration	1,105
Other	920

Criminal (felony/misdemeanor) dispositions

Guilty pleas	23,477
Nolle prossed	8,594
ARD (rehabilitation program)	10,062
Rule 1100	410
Disposition in lieu of trial (rehabilitation program)	105
Grand jury dismissals	355
Other	3,435

Boldface headings indicate the classifications used by the NCSP.

^dCase definition or unit of count:

A civil case is counted with the filing of a petition or complaint.
The criminal case unit of count is the number of defendants on the information or indictment.
A jury trial is counted if tried to verdict.
A non-jury trial is counted if tried to completion (decision).

⁸Change in pending does not equal the difference between filings and dispositions:
Figures are as given in the annual report.

^JExplanation of data included in the category:

Civil under other civil includes trespass, assumpsit, equity, and miscellaneous civil cases that are counted when the case is placed at issue as ready for trial.
Criminal under felony/misdemeanor includes felonies, misdemeanors, and trial de novo for appeal.

^mMiscellaneous appeals include criminal appeals from District Justice Courts and other miscellaneous court actions.
ⁿCategories for disposition type or trial data:
Civil trial and civil disposition data include only civil cases in the civil category.

Source: Administrative Office of the Pennsylvania Courts, 1978 Annual Report (Philadelphia, Pennsylvania). Statistics are from the annual report except that totals have been computed where necessary.

PHILADELPHIA MUNICIPAL COURT, PENNSYLVANIA
Court of limited jurisdiction
1 court, 22 judges
January 1, 1978 to December 31, 1978

	Beginning pending	Filed	Disposed	End pending
Civil^d:				
Small claims	5,260	26,043	27,504	3,799
Real property rights:				
Landlord and tenant	1,165	18,073	18,458	780
Other civil:				
Code enforcement ^j	4,590	25,597	25,730	4,457
Total civil	11,015	69,713	71,692	9,036
Criminal^d:				
Misdemeanor:				
Criminal	3,858	30,960	29,005	5,506 ⁸
Private complaints ^j	0	10,277	10,277	0
Total	3,858	41,237	39,282	5,506
Preliminary hearing	1,076	10,954	10,983	1,047
Total criminal	4,934	52,191	50,265	6,553⁸
Grand total	15,949	121,904	121,957	15,589⁸

Non-jury trial^d
Criminal^m 3,793

Criminal dispositions^m
Guilty pleas 2,525
Nolle prossed 13,139
ARD (rehabilitation program) 9,430
Grand jury dismissals 0

Boldface headings indicate the classifications used by the NCSP.

^dCase definition or unit of count:

A civil case is counted with the filing of a petition or complaint.
The criminal case unit of count is the number of defendants on the information or indictment.
A non-jury trial is counted if tried to completion (decision). There are no jury trials in this court.

⁸Change in pending does not equal the difference between filings and dispositions:

This was due in part to the placement of 511 records in deferred status and the reinstatement of 127 other records during the court year, a net change of -290 cases. Figures are as given in the annual report.

^jExplanation of data included in the category:

"Private complaints" are criminal complaints filed by a private citizen; "criminal" complaints are filed by the police.
Code enforcement pertains to violations regarding housing, property, etc.

^lSpecial source or revision in the data:

This figure was corrected in the Pennsylvania 1978 Annual Report.

^mCategories for disposition type or trial data:

Criminal trials and criminal disposition types are only for the criminal category listed as misdemeanor: criminal cases.

Source: Administrative Office of the Pennsylvania Courts, 1978 Annual Report (Philadelphia, Pennsylvania). Statistics are from the annual report except that totals have been computed where necessary.

PHILADELPHIA TRAFFIC COURT, PENNSYLVANIA
Court of limited jurisdiction
1 court, 6 judges
January 1, 1978 to December 31, 1978

	Beginning pending	Filed	Disposed	End pending
Traffic^d:				
Total traffic	N/A	1,213,270	578,978	N/A
Grand total	N/A	1,213,270	578,978	N/A

Boldface headings indicate the classifications used by the NCSP.

N/A = This case type is handled by the court, but the data are unavailable.

^dCase definition or unit of count:

The traffic case unit of count is the number of defendants on the information, indictment, or complaint.

Source: Administrative Office of the Pennsylvania Courts, 1978 Annual Report (Philadelphia, Pennsylvania). Statistics are from the annual report except that totals have been computed where necessary.

PENNSYLVANIA DISTRICT JUSTICE COURT
Court of limited jurisdiction
555 courts, 555 justices of the peace
January 1, 1978 to December 31, 1978

	Beginning pending	Filed	Disposed	End pending
Civil^d:				
Law:				
Civil complaints	N/A	163,556	158,289	N/A
Total civil	N/A	163,556	158,289	N/A
Criminal^d:				
Ordinance violation:				
Non-traffic citations	N/A	227,824	188,528	N/A
Preliminary hearing:				
Misdemeanor/felony complaints	N/A	90,338	83,897	N/A
Other criminal:				
Summary complaints	N/A	115,818	93,187	N/A
Total criminal	N/A	433,980	365,612	N/A
Traffic:				
Total traffic	N/A	1,069,492	954,021	N/A
Grand total	N/A	1,667,028	1,477,922	N/A

Non-jury trial^d

Civil 37,014
Criminal 44,369
Traffic 77,089
Total 158,472

Civil dispositions

Settled at or before trial 33,341
Judgment by default 72,696
Withdrawal of complaint 2,727
Dismissed without prejudice 4,731
Closed--no service 5,761
Other 2,019

Criminal dispositions

	Ordinance violation	Preliminary hearing	Other criminal	Total
Non-jury trial:				
Trial conviction	14,316	—	10,949	25,265
Acquitted	13,064	—	6,040	19,104
Guilty plea	129,550	3,180	48,273	181,003
Substantive defective	1,400	—	274	1,674
Withdrawal of prosecution	14,921	13,263	11,451	39,635
Unable to locate	9,329	—	7,572	16,901
Settled at or before trial	2,126	4,240	6,819	13,185
Bound to court at preliminary hearing ...	—	29,202	—	29,202
Dismissal at preliminary hearing	—	12,611	—	12,611
Waiver of preliminary hearing	—	16,032	—	16,032
Declared fugitive	—	2,335	—	2,335
Other	3,822	3,034	1,809	8,665

Traffic dispositions

Non-jury trial:

Acquitted 37,862
Trial conviction 39,227
Guilty plea 781,324
Substantive defect 7,194
Withdrawal of prosecution 31,448
Unable to locate 34,122
Other 22,844

Boldface headings indicate the classifications used by the NCSP.

N/A = This case type is handled by the court, but the data are unavailable.

— = Not applicable.

^dCase definitions or unit of count:

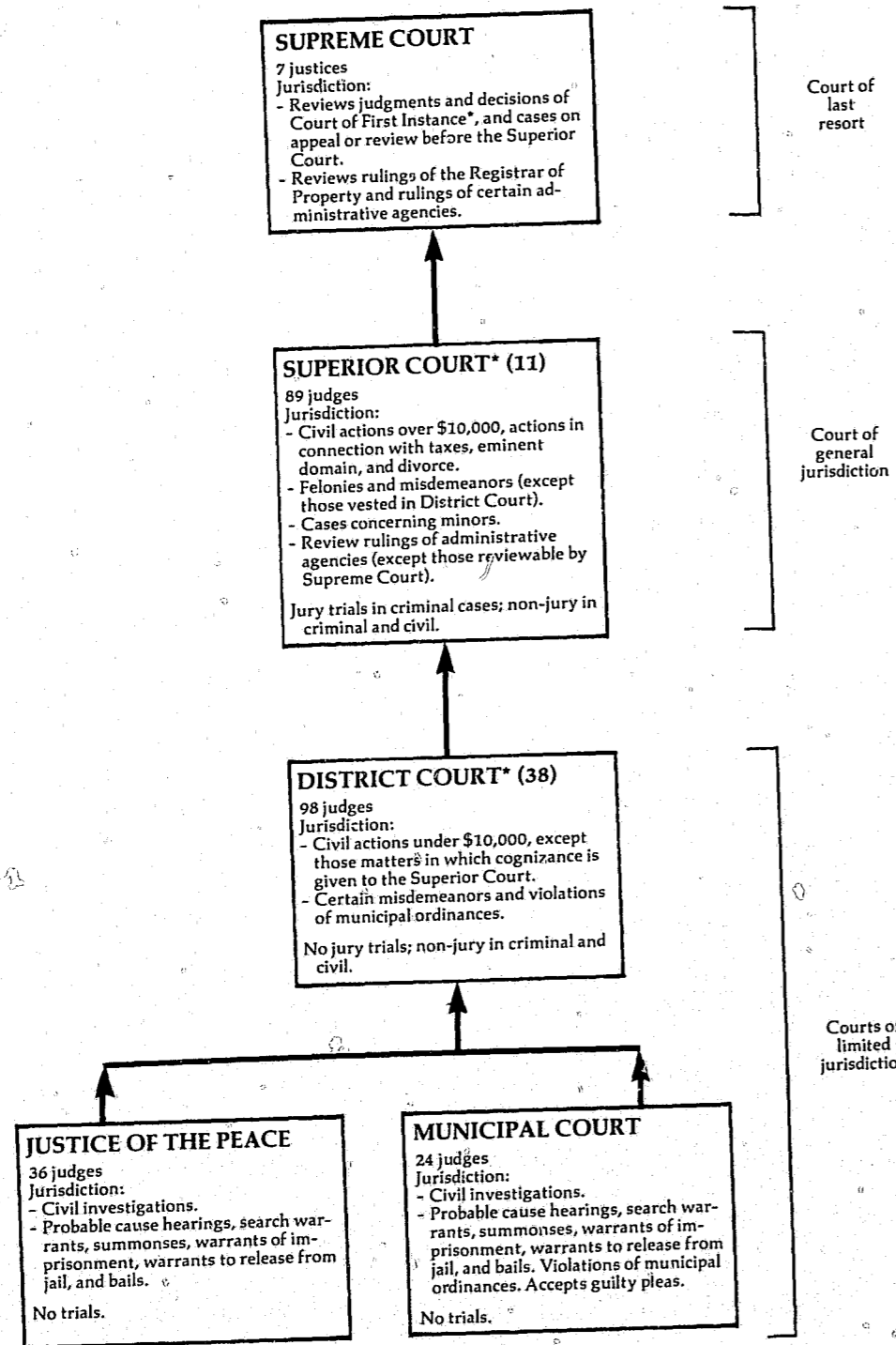
A civil case is counted with the filing of a petition or complaint.
The criminal case unit of count is the number of defendants on the information, indictment, or complaint.
A non-jury trial is counted if tried to completion (decision).

Source: Administrative Office of the Pennsylvania Courts, 1978 Annual Report (Philadelphia, Pennsylvania). Statistics are from the annual report except that totals have been computed where necessary.

PITTSBURGH CITY MAGISTRATES COURT, PENNSYLVANIA
Court of limited jurisdiction
1 court, 6 magistrates
January 1, 1978 to December 31, 1978

There were no data available on the number of cases handled in the Pittsburgh City Magistrates Court in 1978.

PUERTO RICO COURT SYSTEM, 1978



↑ Indicates route of appeal.
*The Court of First Instance consists of two divisions: the Superior Court and the District Court.

PUERTO RICO SUPREME COURT Court of last resort 7 justices July 1, 1977 to June 30, 1978

	Beginning pending	Filed ¹	Disposed	End pending
Cases:				
Appeals:				
Civil	16	25	36	5
Criminal	152	121	215	58
Appeal of administrative agency case:				
Agency decision reviews:				
Industrial Commission	2	42	30	14
Registrar of property	2	8	10	0
Labor Relations Board	7	19	17	9
Board of Electors	1	1	2	0
Total	12	70	59	23
Total appeals	180^f	216	310	86
Other cases:				
Original proceedings:				
Original jurisdiction:				
Habeas corpus	0	9	9	0
Mandamus	1	7	8	0
Quo warranto	4	0	0	4
Writ of prohibition	0	3	3	0
Total	5	19	20	4
Disciplinary matter:				
Professional conduct (against lawyer)	14	10	7	17
Bringing of charge (against judge)	2	0	2	0
Complaints of Puerto Rico Bar Association	0	1	0	1
Total	16	11	9	18
Advisory opinion cases:				
Certifications	0	5	3	2
Total	21	35	32	24
Requests to appeal:				
Extraordinary reviews:				
Certiorari	63	365	363	65
Civil reviews	125 ^f	520	540	105
Total	188^f	885	903	170
Total other cases	209^f	920	935	194
Total cases	389	1,136	1,245	280

Status of pending cases (6/30/78)¹

	Cases in process		Manner of disposition	
	Submitted	to be resolved	Opinion	66
Appeals:			Per curiam	33
Civil	2	3	Without opinion	1,146
Criminal	11	47		
Agency	1	22		
Total	14	72		
Original proceedings:				
Original jurisdiction	0	4		
Disciplinary matter	0	18		
Advisory opinion	2	0		
Total	2	22		
Requests to appeal	17	153		
Total cases	33	247		

Disposition of cases

	Appeals				Civil reviews	All other cases	Total
	Civil	Criminal	Agency	Total			
Affirmed	7	135	16	158	16	8	182
Reversed	4	17	12	33	72	78	183
Modified	0	11	0	11	51	11	73
Dismissed	24	40	1	65	10	4	79
Writ denied	0	0	26	26	374	272	672
Other	1	12	4	17	17	22	56
Total	36	215	59	310	540	395	1,245

Boldface headings indicate the classifications used by the NCSP.

^fBeginning pending figure for the 1978 court year does not equal the end pending figure for the 1977 court year.

Figures are as given in the annual report.

¹Explanation of cases included in the category:

Filed figures include new filings and restored cases.

Source: Office of Court Administration, Annual Report 1977-1978 (Hato Rey, Puerto Rico: 1979) (manuscript). Statistics are from the annual report, except that totals have been computed where necessary. Translation assistance was supplied by the court administrative office during data verification.

PUERTO RICO SUPERIOR COURT
Court of general jurisdiction
11 districts, 89 judges
July 1, 1977 to June 30, 1978

Table with columns: Beginning pending, Filed, Disposed, End pending. Rows include Civil, Law, Contract, Real property rights, Domestic relations, Appeal, Juvenile, Grand total.

Table with columns: Trial, Civil dispositions, Jury, Non-jury, Total. Rows include Civil, Law, Tort, Contract, Real property rights, Domestic relations, Appeal, Juvenile, Grand total.

Puerto Rico Superior Court (continued)

Table with columns: Criminal dispositions, Felony, Misdemeanor, Preliminary hearing, Total. Rows include Jury trial, Non-jury trial, Total conviction, Dismissed, Transferred, Probable cause found, No probable cause found, Other.

Table with columns: Age of cases at disposition, Time interval (months). Rows include Civil, Criminal, Juvenile with sub-columns for various time intervals.

Table with columns: Age of pending cases. Rows include Civil, Criminal with sub-columns for various age intervals.

Footnote 1: Boldface headings indicate the classifications used by the NCSF. -- = Not applicable.
Footnote 2: Case definition or unit of count: A civil case is counted with the filing of a petition or complaint.
Footnote 3: The beginning pending figure for the 1978 court year does not equal the end pending figure for the 1977 court year: Figures are as given in the annual report.
Footnote 4: Data are not complete: Civil appeals total figures do not include appeal of trial court cases.
Footnote 5: Explanation of data included in the category: Filed figures include original filings, transfers, and reopened cases.
Footnote 6: Appeals of trial court cases are included according to the case type for caseload inventory, trial, and disposition data.
Footnote 7: Other special proceedings include declaration of heir, confiscation, permission of law, and recovery.
Footnote 8: Other actions include declaration of private title, nullity of fraudulent trespass, and supplementary orders issued to impugn the document.
Footnote 9: Special source or revision in the data: Breakdowns for trial, civil disposition data, and criminal jury and non-jury trial disposition data into categories were supplied by the administrative office of the court during data verification.
Footnote 10: Grand total cases disposed figure was corrected by the court administrative office during data verification.
Footnote 11: Categories for disposition type or trial data: Civil non-jury trials are the number of contested cases concluded.
Footnote 12: Appeal of trial court case data are included according to the case type for civil trial and civil disposition data.
Footnote 13: Source: Office of Court Administration, Annual Report 1977-1978 (Hato Rey, Puerto Rico: 1979). Statistics are from the annual report except that totals have been computed where necessary. Translation assistance and additional data were supplied by the administrative office of the court during data verification.

PUERTO RICO DISTRICT COURT
Court of limited jurisdiction
38 courts, 98 judges
July 1, 1977 to June 30, 1978

	Beginning pending	Filed ^d	Disposed	End pending
Civil^d:				
Law:				
Debt collections	14,005 ^f	34,869	34,683	14,191
Wages	582 ^f	959	982	565
Total	14,593 ^f	35,828	35,665	14,756
Tort	1,754^f	1,925	2,004	1,675
Real property rights:				
Property	550 ^f	729	880	399
Domestic relations:				
Family relations	367 ^f	2,932	2,996	303
Appeal:				
Appeal of administrative agency case:				
Taxes	3 ^f	4	4	3
Other civil:				
Special proceedings	1,015 ^f	3,601	3,580	1,036
Other	630 ^f	1,090	1,218	502
Total	1,645 ^f	4,691	4,798	1,538
Total civil	18,912^f	46,109	46,347	18,674
Criminal^d:				
Misdemeanor:				
Criminal categories	10,449 ^f	41,284	43,445	8,288
Ordinance violation:				
Infractions of municipal ordinances except traffic	97 ^f	270	318	49
Preliminary hearing	10,228^f	15,081	15,628	9,681
Total criminal	20,774^f	56,635	59,391	18,018
Traffic:				
Total traffic	10,938 ^f	49,601	52,353	8,186
Grand total	50,624^f	152,345	158,091	44,878

Civil: ^e	Trial ^{d1}			Civil dispositions ¹				
	Jury	Non-jury	Total	Settled	Dismissed	Transferred	Uncontested	Other
Law	—	2,685	2,685	1,400	18,918	860	3,634	10,853
Tort	—	293	293	419	880	99	107	499
Real property rights	—	105	105	53	453	31	123	220
Domestic relations	—	428	428	5	132	41	2,073	745
Appeal:								
Appeal of administrative agency case	—	0	0	0	2	1	1	0
Other civil	—	1,007	1,007	135	1,327	124	1,473	1,739
Total	—	4,518	4,518	2,012	21,712	1,156	7,411	14,056
Criminal	—	N/A	N/A					
Traffic	—	N/A	N/A					

Traffic dispositions

Non-jury trial:	
Convicted	2,700
Acquitted	2,916
Guilty plea	31,794
Total conviction	34,494
Dismissed	11,247
Transferred	3,696

Non-jury trial:	Misdemeanor and Ordinance violation		Preliminary hearing	Total
Convicted	2,755	—	—	2,755
Acquitted	6,419	2,398	—	8,817
Guilty plea	12,972	—	—	12,972
Total conviction	15,727	—	—	15,727
Dismissed	19,071	1,193	—	20,264
Transferred	810	—	—	810
Transferred to Superior Court on misdemeanor	—	—	240	240
Nolle prosequi	—	—	2,519	2,519
Probable cause found	—	—	7,336	7,336

Puerto Rico District Court (continued)

Boldface headings indicate the classifications used by the NCSP.
N/A = This case type is handled by the court but the data were unavailable.
— = Not applicable.

^dCase definition or unit of count:

A civil case is counted with the filing of a petition or complaint.
The criminal case unit of count is the number of charges.
A trial is counted if tried to verdict or decision.

^fThe beginning pending figure for the 1978 court year does not equal the end pending figure for the 1977 court year.
Figures are as given in the annual report.

^jExplanation of data included in the category:

Filed figures include original filings, transfers, and reopened cases.

^lSpecial source or revision in the data:

Breakdowns for civil trial and disposition data were supplied by the administrative office of the court during data verification.

^mCategories for disposition type or trial data:

Civil non-jury trials are the number of contested civil cases concluded by trial.

Source: Office of Court Administration, Annual Report 1977-1978 (Hato Rey, Puerto Rico: 1979) (manuscript). Statistics are from the annual report except that totals have been computed where necessary. Translation assistance and additional data were supplied by the administrative office of the court during data verification.

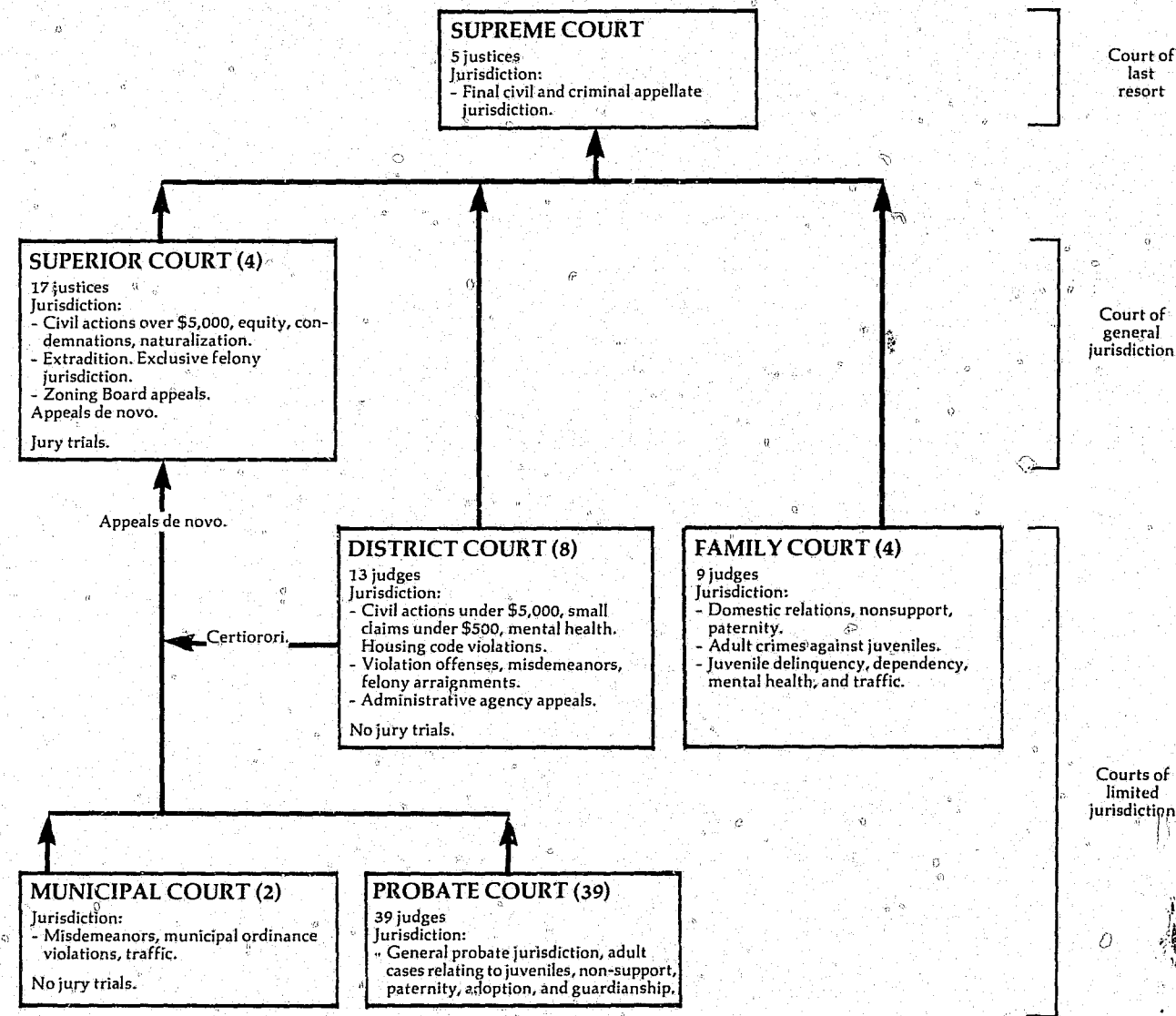
PUERTO RICO JUSTICES OF THE PEACE
Court of limited jurisdiction
36 judges
July 1, 1977 to June 30, 1978

There were no data available for cases handled by the Justices of the Peace for 1978.

PUERTO RICO MUNICIPAL COURT
Court of limited jurisdiction
24 judges
July 1, 1977 to June 30, 1978

There were no data available for cases handled by the Municipal Court for 1978.

RHODE ISLAND COURT SYSTEM, 1978



↑ Indicates route of appeal.

RHODE ISLAND SUPREME COURT
Court of last resort
5 justices
October 1, 1977 to September 30, 1978

	Beginning pending	Filed	Disposed	End pending
Cases:				
Appeals:				
Civil:				
Civil	X	148	X	X
Family Court	X	31	X	X
Total	X	179	X	X
Criminal:				
Criminal	X	82	X	X
Appeal of administrative agency case:				
Workmen's compensation	X	26	X	X
Total appeals	X	287	X	X
Other cases:				
Original proceedings:				
Original jurisdiction:				
Habeas corpus	X	17	X	X
Miscellaneous petitions	X	15 ¹	X	X
Total	X	32	X	X
Disciplinary:				
Bar disciplinary	X	13 ¹	X	X
Advisory opinion	X	0	X	X
Total	X	45	X	X
Requests to appeal:				
Certiorari	X	113	X	X
Total other cases	X	158	X	X
Total cases	521	445	408^h	558
Other proceedings:				
Other matters:				
Federal certification	N/A	31 ¹	N/A	N/A
Petitions on bar exams	N/A	12 ¹	N/A	N/A
Total	N/A	15 ¹	N/A	N/A
Total other proceedings	N/A	15	N/A	N/A

Boldface headings indicate the classifications used by the NCSP.
N/A = This case type is handled by the court but the data are unavailable.
X = The data for this case type are known to be included in the total but were not available by category.

Explanation of data included in the category:
"Rule 16 (g)" cases are motions to affirm a lower court decision--no basis for appeal.
Special source or revision in the data:
Filing figures for miscellaneous petitions, bar disciplinary, and other proceedings were supplied by the administrative office of the courts during data verification.

Source: Administrative Office of the Courts, *Report on the Judiciary, 1978* (Providence, Rhode Island). Statistics are from the annual report except that totals have been computed where necessary, and additional information was supplied by the administrative office of the courts during data verification.

RHODE ISLAND SUPERIOR COURT
Court of general jurisdiction
4 counties, 17 justices
January 1, 1978 to December 31, 1978

	Beginning pending	Filed	Disposed	End pending
Civil^d:				
Appeal:				
Appeal of trial court case:				
Civil appeals ¹	N/A	442	N/A	N/A
Probate appeals	N/A	63	N/A	N/A
Total	N/A	505	N/A	N/A
Other civil:				
Civil	N/A	5,677 ¹	N/A	N/A
Miscellaneous petitions	N/A	613	N/A	N/A
Total	N/A	6,290	N/A	N/A
Total civil	N/A	6,795	N/A	N/A
Criminal^d:				
Felony:				
Indictments	N/A	2,396	N/A	N/A
Misdemeanor	N/A	494 ¹	N/A	N/A
Appeal	N/A	291 ¹	N/A	N/A
Total criminal	N/A	3,181	N/A	N/A
Grand total	N/A	9,976	N/A	N/A

Boldface headings indicate the classifications used by the NCSP.
N/A = This case type is handled by the court but the data are unavailable.

^dCase definition or unit of count:

A civil case is counted with the filing of a petition or complaint.
The criminal case unit of count is the number of indictments.

¹Special source or revision in data:

Civil appeal filing figure was obtained from District Court data.
Misdemeanor filing figure was supplied by the state court administrative office during data verification.
Criminal appeals filing figure was obtained from District Court data.

Source: Administrative Office of the Courts, Report on the Judiciary, 1978 (Providence, Rhode Island). Statistics are from the annual report except that totals have been computed where necessary, and revisions were made by the administrative office of the courts during data verification.

RHODE ISLAND DISTRICT COURT*
Court of limited jurisdiction
8 divisions, 13 judges
January 1, 1978 to December 31, 1978

	Beginning pending	Filed	Disposed	End pending
Civil^d:				
Law:				
Regular civil	N/A	22,394	17,413 ^j	N/A
Small claims	N/A	6,802	5,382 ^j	N/A
Total civil	N/A	29,196	22,795	N/A
Criminal^d:				
Misdemeanor ^j	N/A	25,545 ^j	26,954 ^j	N/A
Preliminary hearing:				
Felony	N/A	5,912	7,192	N/A
Total criminal	N/A	31,457	34,146	N/A
Traffic^j:				
Total traffic^j	N/A	(j)	(j)	N/A
Grand total¹	N/A	60,653	56,941	N/A

^dNon-jury trial

Civil (law) 2,741

Boldface headings indicate the classifications used by the NCSP.

N/A = This case type is handled by the court but the data are unavailable.
— = Not applicable.

^dCase definition or unit of count:

A civil case is counted with the filing of a petition or complaint.
The criminal case unit of count is the number of indictments or complaints.
A non-jury trial is counted at the point when an opening statement or the introduction of any evidence occurs. Criminal trials include changed pleas.

^jExplanation of data included in the category:

Civil law disposition figure is the sum of trials and judgments after default.
Small claims disposed are the sum of small claims hearings, defaults, and settlements.
Traffic cases not handled by the Administrative Adjudication Division are included with the misdemeanor data.

^kAdditional information:

Most traffic (motor vehicle) violations are handled by the Administrative Adjudication Division of the Department of Transportation and therefore are not included in figures given.

Source: Administrative Office of the Courts, Report on the Judiciary, 1978 (Providence, Rhode Island). Statistics are from the annual report except that totals have been computed where necessary.

RHODE ISLAND FAMILY COURT
 Court of limited jurisdiction
 4 counties, 9 judges
 January 1, 1978 to December 31, 1978

	Beginning pending	Filed	Disposed	End pending
Civil:				
Domestic relations:				
Marriage dissolution:				
Absolute divorce	N/A	4,569	N/A	N/A
Adoption	N/A	431	N/A	N/A
Other domestic relations:				
Termination of parental rights	N/A	134	N/A	N/A
Total	N/A	5,134	N/A	N/A
Total civil	N/A	5,134	N/A	N/A
Juvenile:				
Criminal-type offense:				
Wayward/delinquent	N/A	6,400	N/A	N/A
Non-offense:				
Dependency, neglect, and abuse	N/A	420	N/A	N/A
Other juvenile:				
Child marriages	N/A	28	N/A	N/A
Other	N/A	40	N/A	N/A
Total	N/A	68	N/A	N/A
Total juvenile	N/A	6,888	N/A	N/A
Grand total	N/A	12,022	N/A	N/A

Boldface headings indicate the classifications used by the NCSP.
 N/A = This case type is handled by the court, but the data are unavailable.

Case definition or unit of count:
 A civil case is counted with the filing of a petition or complaint.
 The criminal case unit of count is the number of indictments or complaints.

Source: Administrative Office of the Courts, Report on the Judiciary, 1978 (Providence, Rhode Island). Statistics are from the annual report except that totals have been computed where necessary.

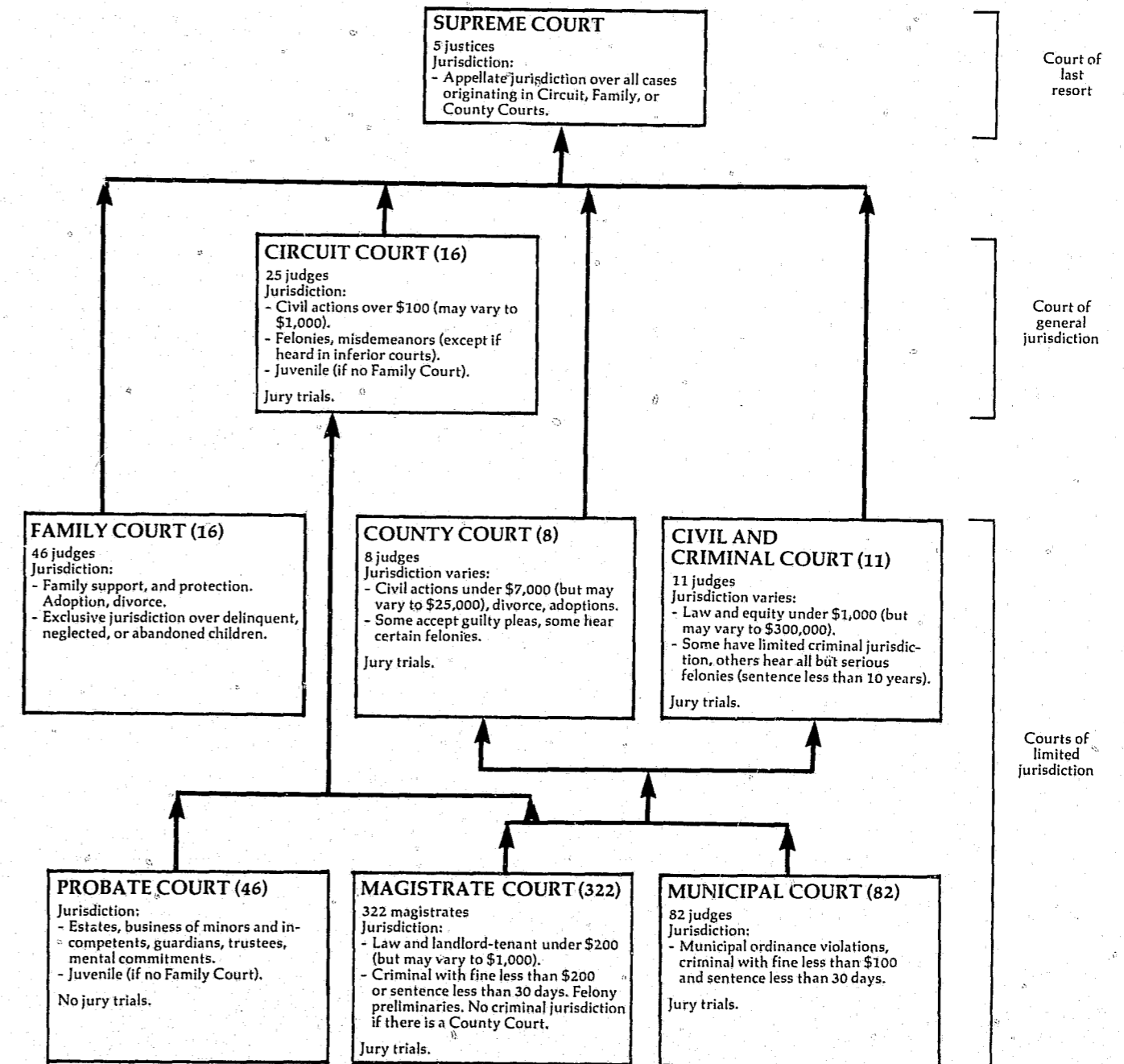
RHODE ISLAND MUNICIPAL COURT
 Court of limited jurisdiction
 2 courts
 January 1, 1978 to December 31, 1978

There were no data available for cases handled in the Municipal Court for 1978. The Municipal Courts are local courts operated independently by two cities.

RHODE ISLAND PROBATE COURT
 Court of limited jurisdiction
 39 courts, 39 judges
 January 1, 1978 to December 31, 1978

There were no data available for cases handled in the Probate Court for 1978. The Probate Court function is handled by independent probate judges chosen and paid by each of the 39 cities and towns.

SOUTH CAROLINA COURT SYSTEM, 1978



↑ Indicates route of appeal.

SOUTH CAROLINA SUPREME COURT
Court of last resort
5 justices
January 1, 1978 to December 31, 1978

	Beginning pending	Filed ^d	Disposed	End pending
Cases:				
Appeals:				
Civil ^j	235 ^l	428	X	X
Criminal ^j	22 ^l	208	X	X
Postconviction remedy:				
Postconviction	7 ^l	48	X	X
Total appeals	264 ^l	684	X	X
Other cases:				
Original proceedings:				
Original jurisdiction	0	8	X	X
Disciplinary matter	0	22	X	X
Total	0	30	X	X
Requests to appeal	0	0	0	0
Total other cases	0	30	X	X
Total cases	264^l	714	684^h	294
Other proceedings:				
Other matters:				
Motions	0	423	413	10
Total other proceedings	0	423	413	10

Manner of disposition	
Regular opinions	274
Rule 23 (memorandum opinions)	171
Total	445

Boldface headings indicate the classifications used by the NCSP.

Blank space = Not enough information is known. The case category may or may not be handled by the court.

^dCase definition or unit of count:

A case is counted in this court only when it is docketed. Notices of appeal are filed on many cases that are never docketed. There were 1,095 notices of appeal filed with this court during 1978.

^hFigure was computed:

The number of cases disposed was computed by subtracting the number of cases pending at the end of the year from the number pending at the beginning of the year and filed during it.

^jExplanation of data included in the category:

Civil appeals include "straight" and Rule 29 appeals and appeals of cases from the Family Court.

Criminal appeals include regular and "no merit" appeals.

^lSpecial source or revision in the data:

The beginning figures were taken from an unpublished report from the office of the clerk of court concerning the 1977 caseload, in which these figures were given as the end pending figures for 1977.

Source: Unpublished data provided by the clerk of the Supreme Court. Statistics are from the unpublished data except that totals have been computed where necessary.

SOUTH CAROLINA CIRCUIT COURT^{ab}
Court of general jurisdiction
16 circuits, 25 judges
July 1, 1977 to June 30, 1978^b

	Beginning pending	Filed	Disposed	End pending
Civil^d:				
Total civil	16,969 ^f	28,300	27,947	17,322
Criminal^d:				
Felony/misdemeanor:				
Criminal ^j	9,232 ^{f1}	30,308 ^l	30,868	8,672
Total criminal ^j	9,232 ^{f1}	30,308 ^l	30,868	8,672
Grand total^j	26,201^f	58,608	58,815	25,994

Trial^d

Civil

Civil dispositions

Settlement	1,744
Voluntary dismissal	7,364
Involuntary dismissal/nonsuit ...	1,419
Default	5,598
Transfer to other court	2,483
Final order	5,949
Other disposition	2,536

Boldface headings indicate the classifications used by the NCSP.

^aCourt jurisdiction:

The Circuit Court in South Carolina is divided into two parts: civil cases are heard in Court of Common Pleas, criminal cases in the Court of General Sessions.

^bParticular court or reporting system information:

On July 1, 1978 nine County Courts were phased out, and all cases pending in them were transferred to the Circuit Court.

The reporting period for this court changed in 1978 from the calendar to the fiscal year. As a result, there is a 6-month overlap for this court between data reported for 1977 and 1978.

^cCase definition or unit of count:

A civil case is counted with the filing of a petition or complaint.

The criminal case unit of count is the number of indictments.

A trial is counted if the case is concluded by trial, and judgment on the verdict has been rendered and filed.

^fBeginning pending figure for the 1977 court year does not equal the end pending figure for the 1976 court year:

Figures are as given in the annual report and additional information.

^jExplanation of data included in the category:

Criminal data for felony/misdemeanor, total criminal, and grand total include criminal cases handled in the County Court and Civil and Criminal Court.

^lSpecial source or revision in data:

Criminal beginning pending and filed figures were supplied by the court administration office during the data verification process.

Source: The Judicial Department of South Carolina, Annual Report 1979 (Darlington, South Carolina). Statistics are from annual report except that totals have been computed where necessary, and additional data were supplied by the administrative office of the court.

SOUTH CAROLINA COUNTY COURT^a AND CIVIL AND CRIMINAL COURT
 Court of limited jurisdiction
 8^b courts, 8 judges, 11 courts, 11 judges
 July 1, 1977 to June 30, 1978^b

	Beginning pending	Filed	Disposed	End pending
Civil^d:				
Total civil	14,446 ^f	10,955	17,361	11,804 ^g
Criminal^d:				
Total criminal	(k)	(k)	(k)	(k)
Grand total	14,446^f	10,955ⁱ	17,361ⁱ	11,804^g

	Trial ^e	Civil dispositions
Civil	398	Settlement 933 Voluntary dismissal 2,102 Involuntary dismissal/nonsuit 1,096 Default 4,176 Transfer to other court 3,875 ^m Final order 1,608 Other disposition 3,173

Boldface headings indicate the classifications used by the NCSP.

^aCourt jurisdiction: On July 1, 1977, all cases involving domestic relations or juvenile matters were transferred to the Family Court.
^bParticular court or reporting system information: During the year, nine County Courts were phased out and all cases pending in them were transferred to the Circuit Court. Eight courts remained in operation at the end of the period. The reporting period for this court changed in 1978 from the calendar to the fiscal year. As a result, there is a 6-month overlap for this court between data reported for 1977 and 1978.
^cCase definition or unit of count: A civil case is counted with the filing of a petition or complaint. The criminal case unit of count is the number of indictments. A trial is counted if the case is concluded by trial, and judgment on the verdict has been rendered and filed.
^dBeginning pending figure for the 1978 court year does not equal the end pending figure for the 1977 court year: This difference was caused by the change of reporting period from calendar year to fiscal year for caseload data for this court.
^eData are not complete: Data for criminal cases handled in this court are not available here.
^fAdditional information: Pending, filed, and disposed figures for total criminal are included in the criminal section of the Circuit Court data chart. A total of 1,867 criminal warrants were filed.
^gInformation on disposition type or trial data: Of the cases transferred to other courts, 3,391 of the 3,875 were cases transferred as a result of the court location being phased out.
 Source: The Judicial Department of South Carolina, Annual Report 1979 (Darlington, South Carolina). Statistics are from the annual report except that totals have been computed where necessary.

SOUTH CAROLINA FAMILY COURT^a
 Court of limited jurisdiction
 16 courts, 46 judges
 July 1, 1977 to June 30, 1978^b

	Beginning pending	Filed	Disposed	End pending
Civil^d:				
Domestic relations:				
Marriage dissolution:				
Divorce	X	X	14,303	X
Legal separation	X	X	768	X
Annulment	X	X	282	X
Total	X	X	15,353	X
Support/custody:				
Custody	X	X	2,373	X
Support	X	X	8,298	X
Visitation	X	X	518	X
Total	X	X	11,189	X
Adoption	X	X	1,546	X
Other domestic relations:				
Paternity	X	X	133	X
Termination of parental rights	X	X	118	X
All other categories	X	X	13,537	X
Total	X	X	13,788	X
Other civil:				
Change of name	X	X	942	X
Correction of birth record	X	X	51	X
Total	X	X	993	X
Total civil	X	X	42,869	X
Traffic:				
Other traffic violation	X	X	2,573	X
Juvenile-traffic law violation	X	X	2,573	X
Total traffic	X	X	2,573	X
Juvenile:				
Criminal-type offense:				
Delinquency	X	X	3,356	X
Felony	X	X	4,301	X
Misdemeanor	X	X	3,960	X
Drug law	X	X	398	X
Total	X	X	12,015	X
Non-offense:				
Neglect proceeding	X	X	178	X
Abandonment proceeding	X	X	21	X
Total	X	X	199	X
Other juvenile:				
Mental commitment of minor	X	X	51	X
Habeas corpus	X	X	9	X
Other	X	X	3,277	X
Total	X	X	3,337	X
Total juvenile	X	X	15,551	X
Grand total	18,648^f	63,161	60,993	20,816

Boldface headings indicate the classifications used by the NCSP.

X = The data for this case type are known to be included in the total but were not available by category.

^aCourt jurisdiction: On July 1, 1977, all cases pending in the County Court involving domestic relations and juvenile matters were transferred to the Family Court.
^bParticular court or reporting information: The reporting period for this court changed in 1978 from the calendar to the fiscal year. As a result, there is a 6-month overlap for this court between data reported for 1977 and 1978.
^cCase definition or unit of count: A civil case is counted with the filing of a petition or complaint. The criminal case unit of count is the number of indictments. A trial is counted if the case is concluded by trial, and judgment on the verdict has been rendered and filed.
^dBeginning figure for the 1978 court year does not equal the end pending figure for the 1977 court year: Figures are as given in the annual report.
 Source: The Judicial Department of South Carolina, Annual Report 1979 (Darlington, South Carolina). Statistics were from the annual report except that totals have been computed where necessary.

SOUTH CAROLINA MAGISTRATE COURT
 Court of limited jurisdiction
 322 courts, 322 magistrates
 January 1, 1978 to December 31, 1978

	Beginning pending	Filed	Disposed	End pending
Civil^d:				
Law:				
Civil	20,449	101,963	109,443	12,969
Total civil	20,449	101,963	109,443	12,969
Criminal^d:				
Misdemeanor:				
Non-traffic	X	64,760	X	X
Preliminary hearing	N/A	14,199	14,091	N/A
Total criminal	X ⁱ	78,959	X	X ⁱ
Traffic:				
DWI/DUI:				
Driving under the influence	X	10,976	X	X
Other traffic violation:				
Other	X	399,917	X	X
Total traffic	X	410,883	X	X
Grand total	24,635ⁱ	591,815	599,398^k	16,948ⁱ

	Trial ^d			Criminal dispositions (preliminary hearing)
	Jury	Non-jury	Total	
Civil	386	55,298	55,684	
Criminal and traffic ..	2,796	253,814	256,610	Nolle prosequi
Total	3,182	309,112	312,294	Bound over
				Discharged

Boldface headings indicate the classifications used by the NCSP.
 N/A = This case type is handled by the court, but the data are unavailable.
 X = The data for this case type are known to be included in the total but were not available by category.

^d The definition or unit of count:
 a civil case is counted with the filing of a petition or complaint.
 the criminal case unit of count is the number of indictments.
 trial is counted if the case is concluded by jury, and judgment on the verdict has been rendered and filed. All cases not concluded by jury trial are considered non-jury trials.
^e Change in pending does not equal the difference between filings and dispositions:
 this is caused by the missing data for preliminary hearing cases.
^f Data are not complete:
 Total criminal and grand total pending figures do not include data for preliminary hearing cases.
^g Additional information:
 The Magistrate Court also issued 102,111 arrest and 1,668 search warrants.

^h Source: Unpublished data provided by the South Carolina Court Administration Office. Statistics are from the unpublished data except that totals have been computed where necessary.

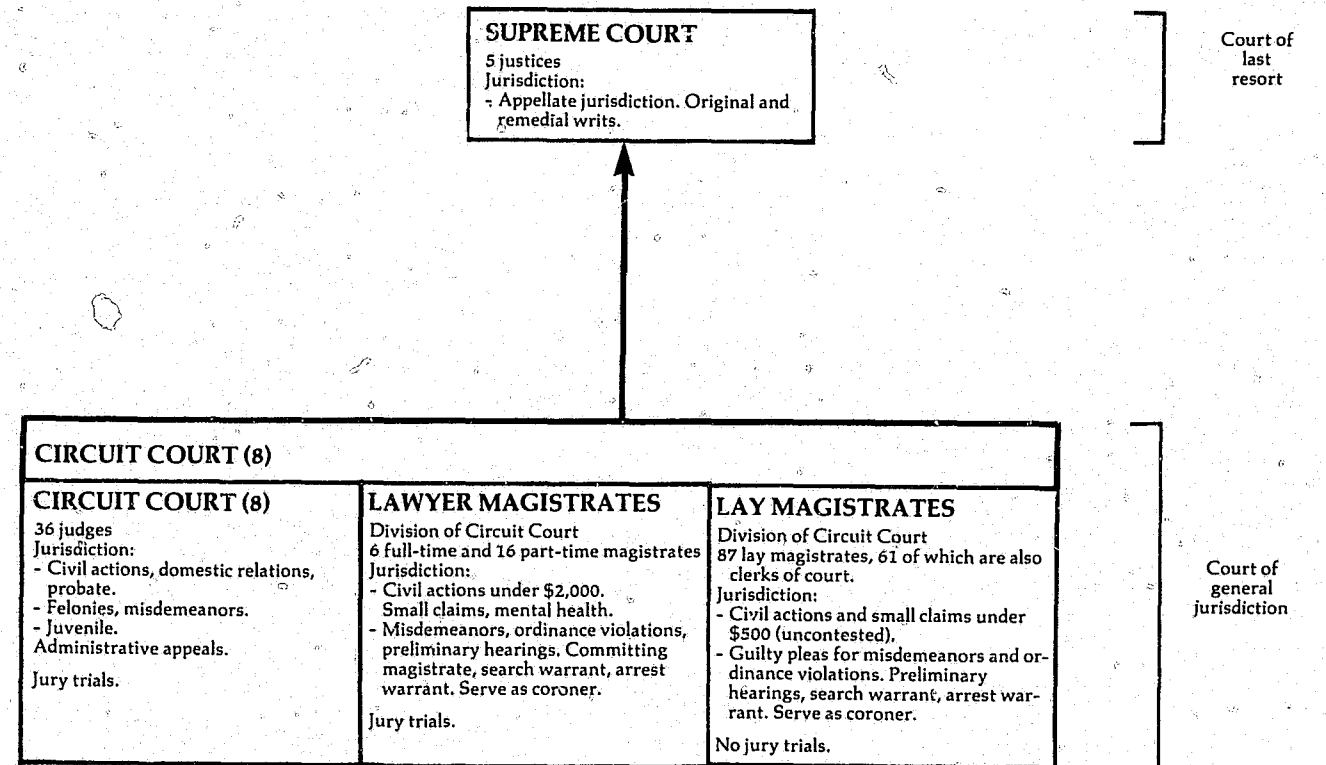
SOUTH CAROLINA PROBATE COURT
 Court of limited jurisdiction
 46 courts
 January 1, 1978 to December 31, 1978

There were no data available for cases handled in the Probate Court for 1978.

SOUTH CAROLINA MUNICIPAL COURT
 Court of limited jurisdiction
 82 courts, 82 judges
 January 1, 1978 to December 31, 1978

There were no data available for cases handled in the Municipal Court for 1978.

SOUTH DAKOTA COURT SYSTEM, 1978



↑ Indicates route of appeal.

SOUTH DAKOTA SUPREME COURT

January 1, 1978 to December 31, 1978

Table with columns: Cases, Appeals, Other cases, Original proceedings, Requests to appeal, Total cases, Other proceedings, Total other proceedings, Manner of disposition, Status of pending cases.

Source: State Court Administrator's Office, Benchmark: Biennial Report of the South Dakota Unified Judicial System, FY 1978 and 1979 (Pierre, South Dakota: December, 1979) and unpublished data supplied by the clerk of the court.

TENNESSEE COURT SYSTEM, 1978

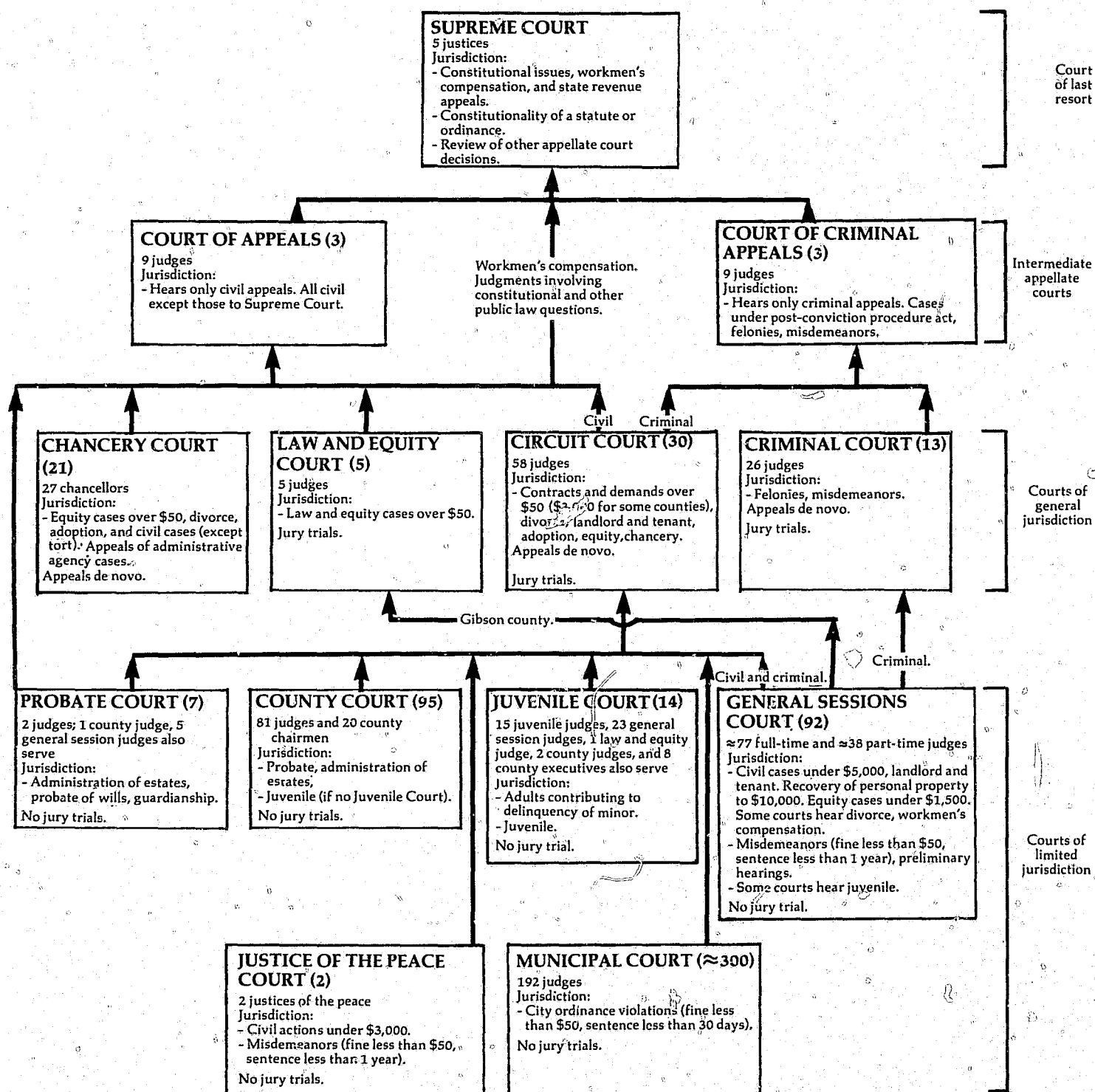
July 1, 1977 to June 30, 1978

Table with columns: Civil, Domestic relations, Probate/wills/intestate, Mental health, Other (Civil), Total civil, Criminal, Traffic, Juvenile, Grand total.

Table with columns: Civil, Criminal dispositions, Civil dispositions, Grand total.

Source: State Court Administrator's Office, Benchmark: A Biennial Report of the South Dakota Unified Judicial System, FY 1978 & 1979 (Pierre, South Dakota: December 1979). Statistics are from the biennial report except that totals have been computed where necessary.

TENNESSEE COURT SYSTEM, 1978



TENNESSEE SUPREME COURT
Court of last resort
5 Justices
January 1, 1978 to December 31, 1978

Cases:	Beginning pending	Filed	Disposed	End pending
Appeals	N/A	138 (82) ^e	278	N/A
Total appeals	N/A	138 (82) ^e	278	N/A
Other cases:				
Requests to appeal:				
Certiorari	N/A	675 ^l	593 (82) ^e	N/A
Total other cases	N/A	675	593 (82) ^e	N/A
Total cases	N/A	813 (82) ^e	871 (82) ^e	N/A

Manner of disposition		Disposition of cases	
		Appeals	Requests to appeal
Opinions and orders	239 ^m	105	105
Per curiam	39	19	19
Affirmed		46	46
Reversed		13	13
Reversed and remanded		7	7
Affirmed in part--reversed in part ..		3	3
Reversed and dismissed		14	14
Modified and affirmed		20	20
Affirmed and remanded		9	9
Order denying petition		7	7
Dismissals		31	31
Remanded without opinion		82	82
Transferred		585	585
Granted		4	8
Denied			
Other			

Boldface headings indicate the classifications used by the NCSF.
N/A = This case type is handled by the court, but the data are unavailable.
X = The data for this case type are known to be included in the total but were not available by category.
-- = Not applicable.

^eCases not included in the total to avoid double counting:
Petitions for certiorari granted are not counted as disposed until the appeal is disposed; a filing is not counted for the resulting appeal. These granted petitions are the numbers appearing in parentheses.
^lSpecial source or revision in the data:
The number of certiorari petitions filed was supplied by the administrative office of the court during data verification.
^mInformation on disposition type or trial data:
In addition to the 239 majority opinions and orders, there were 14 dissents and 4 concurrences written.

Source: Executive Secretary, Supreme Court of Tennessee, 1978 Annual Report (Nashville, Tennessee). Statistics are from the annual report except that totals have been computed where necessary, and additional data were supplied by the administrative office of the court during data verification.

1978 ANNUAL REPORT
TENNESSEE COURT OF APPEALS
Intermediate appellate court
3 divisions, 9 judges
January 1, 1978 to December 31, 1978

	Beginning pending	Filed	Disposed	End pending
Cases:				
Appeals:				
Civil	N/A	730	800	N/A
Total appeals	N/A	730	800	N/A
Other cases:				
Requests to appeal				
Total other cases				
Total cases	N/A	730	800	N/A

Manner of disposition

Opinions and simple orders 752
Per curiam 48

Disposition of appeals

Affirmed 384
Reversed 39
Reversed and remanded 82
Affirmed in part and reversed in part .. 31
Reversed and dismissed 28
Remanded 27
Modified and affirmed 34
Affirmed and remanded 45
Order denying petition 28
Other 15
Dismissed 74
Transferred 13

Bo!face headings indicate the classifications used by the NCSP.
Blank space = Not enough information is known. The case category may or may not be handled by the court.
N/A = This case type is handled by the court, but the data are unavailable.

^aCourt jurisdiction:
This court has civil jurisdiction only.

Source: Executive Secretary, Supreme Court of Tennessee, 1978 Annual Report (Nashville, Tennessee). Statistics are from the annual report except that totals have been computed where necessary.

1978 ANNUAL REPORT
TENNESSEE COURT OF CRIMINAL APPEALS
Intermediate appellate court
3 divisions, 9 judges
January 1, 1978 to December 31, 1978

	Beginning pending	Filed	Disposed	End pending
Cases:				
Appeals:				
Criminal	N/A	685	X	N/A
Total appeals	N/A	685	X	N/A
Other cases:				
Original proceedings:				
Other	N/A	9	X	N/A
Requests to appeal				
Total other cases		9	X	N/A
Total cases	N/A	694	758	N/A

Manner of disposition

Opinions and orders 733^m
Per curiam 25

Disposition of cases

Affirmed 578
Reversed 12
Reversed and remanded 33
Affirmed in part and reversed in part 15
Reversed and dismissed 12
Remanded 17
Modified and affirmed 19
Affirmed and remanded 12
Order denying petition 15
Other 9
Dismissed 43
Transferred 3

Bo!face headings indicate the classifications used by the NCSP.
Blank space = Not enough information is known. The case category may or may not be handled by the court.
N/A = This case type is handled by the court, but the data are unavailable.
X = The data for this case type are known to be included in the total but were not available by category.

^aCourt jurisdiction:
This court has criminal jurisdiction only.

^bInformation on disposition type or trial data:
There were also 25 concurrences and 16 dissents written.

Source: Executive Secretary, Supreme Court of Tennessee, 1978 Annual Report (Nashville, Tennessee). Statistics are from the annual report except that totals have been computed where necessary.

TENNESSEE CIRCUIT COURT AND CRIMINAL COURT
 Court of general jurisdiction
 31 circuits, 58 judges; 13 circuits, 26 judges
 January 1, 1978 to December 31, 1978

	Beginning pending	Filed	Disposed	End pending
Civil^d:				
Tort:				
Damages/torts	X	9,686	X	X
Contract:				
Contracts/debts	X	2,614	X	X
Real property rights:				
Real estate matter	X	920	X	X
Domestic relations:				
Marriage dissolution:				
Divorce	X	18,926	X	X
Petitions modifications	X	2,362	X	X
Total	X	21,288	X	X
Support/custody:				
Reciprocal support	X	3,687	X	X
Adoption	X	618	X	X
Other domestic relations	X	386	X	X
Total	X	25,979	X	X
Estate:				
Guardianship/conservatorship/trusteeship:				
Trusts	X	7	X	X
Other estate:				
Probate/conservatorship/guardianship	X	76	X	X
Total	X	83	X	X
Mental health	X	301	X	X
Appeal:				
Appeal of administrative agency case:				
Appeal from administrative hearing	X	54	X	X
Tax matter	X	16	X	X
Workmen's compensation	X	2,800	X	X
Total	X	2,870	X	X
Appeal of trial court case:				
Appeal from lower court	X	5,347	X	X
Total	X	8,217	X	X
Extraordinary writ:				
Special remedy	X	315	X	X
Other civil:				
Contempt proceeding	X	590	X	X
Other non-domestic relations	X	673	X	X
Total	X	1,263	X	X
Total civil	46,985^{fh}	49,378	46,600	49,763^l
Criminal^d:				
Felony:				
Acts against persons	X	3,876 ^l	X	X
Acts against property	X	16,301	X	X
Total	X	20,177	X	X
Misdemeanor:				
Acts against public	X	7,971 ^l	X	X
Total criminal	X	28,148	X	X
Traffic:				
DWI/DUI:				
DWI	X	3,359	X	X
Total traffic	X	3,359	X	X
Grand total	66,685^{fh}	80,885	75,361^l	72,209^l

Civil dispositions

Judgment after trial	5,464
Default judgment	891
Settled	6,669
Dismissed	12,987
Divorce decree	13,758
Adoption decree	633
Termination in probate	76
Ruling of petition	3,538
Summary judgment	212
Transfer to another court	1,052
Special remedy relief	121
Cite for contempt	451
Other	748

Criminal dispositions

Convicted after trial	2,093
Acquitted	774
Guilty plea	17,075
Dismissed	2,558
Nolle prosequi	2,502
Remanded—general sessions	202
Special remedy relief	558
Transfer to another court	81
Unapprehended defendant	724
Other	2,194

Tennessee Circuit Court and Criminal Court (continued)

Boldface headings indicate the classifications used by the NCSP.

X = The data for this case type are known to be included in the total but were not available by category.

^cJudge information:

The circuit judges also hear chancery cases in the 11 counties with no Chancery Court.

^dCase definition or unit of count:

A civil case is counted with the filing of a petition or complaint.

The criminal case unit of count is the number of informations or indictments.

A jury trial is counted when the jury is sworn.

^fBeginning pending figure for the 1978 court year does not equal the end pending figure for the 1977 court year.

Prior to 1978, no pending data were available for much of the caseload. A new statewide data collection system now provides complete pending data for all case categories. Most of the difference between figures reported in 1977 and 1978 is due to the improved data collection system.

^hFigure was computed:

Beginning pending figure was computed from filed, disposed, and end pending data.

^lSpecial source or revision in the data:

These data were revised by the administrative office of the court during data verification.

Source: Executive Secretary, Supreme Court of Tennessee, 1978 Annual Report (Nashville, Tennessee). Statistics are from the annual report except that totals have been computed where necessary, and revisions were made by the administrative office of the court during data verification.

TENNESSEE LAW AND EQUITY COURT
 Court of general jurisdiction
 5 courts, 5 judges
 January 1, 1978 to December 31, 1978

	Beginning pending	Filed	Disposed	End pending
Civil:				
Tort:				
Damages/torts	X	326	X	X
Contract:				
Contracts/debts	X	265	X	X
Real property rights:				
Real estate matters	X	111	X	X
Domestic relations:				
Marriage dissolution:				
Divorce	X	1,687	X	X
Petitions	X	184	X	X
Total	X	1,871	X	X
Support/custody:				
Reciprocal support	X	339	X	X
Adoption	X	127	X	X
Other domestic relations	X	35	X	X
Total	X	2,372	X	X
Estate:				
Probate/wills/intestate:				
Probate	X	194	X	X
Guardianship/conservatorship/trusteeship:				
Trusts	X	15	X	X
Total	X	209	X	X
Mental health	X	63	X	X
Appeal:				
Appeal of administrative agency case:				
Workmen's compensation	X	215	X	X
Appeal from administrative hearing	X	3	X	X
Tax matter	X	10	X	X
Total	X	228	X	X
Appeal of trial court case:				
Appeal from lower court	X	106	X	X
Total	X	334	X	X
Extraordinary writ:				
Special remedy	X	30	X	X
Other civil:				
Contempt	X	82	X	X
Other non-domestic relations	X	76	X	X
Total	X	158	X	X
Total civil	3,862^{fh}	3,868	3,427	4,303
Grand total	3,862^{fh}	3,868	3,427	4,303

Civil dispositions

Judgment after trial	282
Default judgment	70
Settled	272
Dismissed	784
Divorce decree	1,197
Adoption decree	94
Termination of probate	136
Ruling on petition	208
Summary judgment	9
Transfer to another court	210
Special remedy relief	29
Cite for contempt	41
Other	95

Boldface headings indicate the classifications used by the NCSP.

X = The data for this case type are known to be included in the total but were not available by category.

^dCase definition or unit of count:

A civil case is counted with the filing of a petition or complaint.

A jury trial is counted when the jury is sworn.

^fBeginning pending figure for the 1978 court year does not equal the end pending figure for the 1977 court year:

Prior to 1978, no pending data were available for much of the caseload. A new, statewide data collection system now provides complete pending data for all case categories. Most of the difference between the figures reported in 1977 and 1978 is due to the improved data collection system.

^hFigure was computed:

Beginning pending figure was computed from filed, disposed, and end pending data.

Source: Executive Secretary, Supreme Court of Tennessee, 1978 Annual Report (Nashville, Tennessee). Statistics are from the annual report except that totals have been computed where necessary.

TENNESSEE CHANCERY COURT
 Court of general jurisdiction
 21 chancery divisions, 27 chancellors
 January 1, 1978 to December 31, 1978

	Beginning pending	Filed	Disposed	End pending
Civil:				
Tort:				
Damages/torts	X	445	X	X
Contract:				
Contracts/debts	X	4,448	X	X
Real property rights:				
Real estate matters	X	1,746	X	X
Domestic relations:				
Marriage dissolution:				
Divorce	X	15,556	X	X
Petitions modifications	X	1,689	X	X
Total	X	17,245	X	X
Support/custody:				
Reciprocal support	X	106	X	X
Adoption	X	1,365	X	X
Other domestic relations	X	198	X	X
Total	X	18,914	X	X
Estate:				
Probate/wills/intestate:				
Probate	X	1,295	X	X
Guardianship/conservatorship/trusteeship:				
Trusts	X	52	X	X
Total	X	1,347	X	X
Mental health	X	575	X	X
Appeal:				
Appeal of administrative agency case:				
Workmen's compensation	X	2,340	X	X
Appeal from administrative hearing	X	135	X	X
Tax matter	X	201	X	X
Total	X	2,676	X	X
Appeal of trial court case:				
Appeal from lower court	X	37	X	X
Total	X	2,713	X	X
Extraordinary writ:				
Special remedy	X	708	X	X
Other civil:				
Contempt	X	300	X	X
Other non-domestic relations	X	1,467	X	X
Total	X	1,767	X	X
Total civil	26,324^{fh}	32,663	31,171	27,816
Grand total	26,324^{fh}	32,663	31,171	27,816

Civil dispositions

Judgment after trial	3,297
Default judgment	711
Settled	2,791
Dismissed	7,255
Divorce decree	10,782
Adoption decree	1,247
Termination of probate	1,150
Ruling on petition	1,707
Summary judgment	109
Transfer to another court	91
Special remedy relief	194
Cite for contempt	452
Other	1,385

Boldface headings indicate the classifications used by the NCSP.

X = The data for this case type are known to be included in the total but were not available by category.

^cJudge information:

Circuit judges hear chancery cases in the Special 11th and 17th Chancery Divisions. Chancery cases in Dyer and Gibson Counties are heard by the judge of the Law and Equity Court since there is no Chancery Court in either of these two counties.

^dCase definition or unit of count:

A civil case is counted with the filing of a petition or complaint.

^fBeginning pending figure for the 1978 court year does not equal the end pending figure for the 1977 court year:

Prior to 1978, no pending data were available for much of the caseload. A new, statewide data collection system now provides complete pending data for all case categories. Most of the difference between figures reported in 1977 and 1978 is due to the improved data collection system.

^hFigure was computed:

Beginning pending figure was computed from filed, disposed, and end pending data.

Source: Executive Secretary, Supreme Court of Tennessee, 1978 Annual Report (Nashville, Tennessee). Statistics are from the annual report except that totals have been computed where necessary.

TENNESSEE GENERAL SESSIONS COURT¹
 Court of limited jurisdiction
 92 counties; 77 full-time and 38 part-time judges
 January 1, 1978 to December 31, 1978

	Beginning pending	Filed	Disposed	End pending
Civil²:				
Domestic relations:				
Marriage dissolution:				
Divorce	N/A	2,693 ¹	X	N/A
Petitions modifications	N/A	99 ¹	X	N/A
Total	N/A	2,792 ¹	X	N/A
Support/custody:				
Reciprocal support	N/A	0 ¹	X	N/A
Other domestic relations	N/A	46 ¹	X	N/A
Total	N/A	2,838 ¹	2,524 ¹	N/A
Total civil	N/A	2,838 ¹	2,524 ¹	N/A
Grand total	N/A	2,838 ¹	2,524 ¹	N/A

Civil dispositions¹

Dismissal	388
Divorce decree	1,908
Ruling on petition	168
Transferred	12
Cite for contempt	29
Other	19

Boldface headings indicate the classifications used by the NCSF.

N/A = This case type is handled by the Court, but data are unavailable.

X = The data for this case type are included in the total but were not available by category.

²Case definition or unit of count:

A civil case is counted with the filing of a petition or complaint.

¹Data are not complete:

Data were reported for only 14 out of a possible 92 courts.

Source: Executive Secretary, Supreme Court of Tennessee, 1978 Annual Report (Nashville, Tennessee). Statistics are from the annual report except that totals have been computed where necessary.

TENNESSEE PROBATE COURT
 Court of limited jurisdiction
 7 courts: 2 judges, 1 county judge, and 5 general sessions judges serve
 January 1, 1978 to December 31, 1978

There were no data available for cases handled in the Probate Court for 1978.

TENNESSEE COUNTY COURT
 Court of limited jurisdiction
 95 counties: 81 judges, and 20 county chairmen serve
 January 1, 1978 to December 31, 1978

There were no data available for cases handled in the County Court for 1978.

TENNESSEE JUVENILE COURT
 Court of limited jurisdiction
 14 courts: 15 juvenile judges, 23 general session judges, 1 law and equity judge, 2 county judges, and 8 county executives serve
 January 1, 1978 to December 31, 1978

There were no data available for cases handled in the Juvenile Court for 1978.

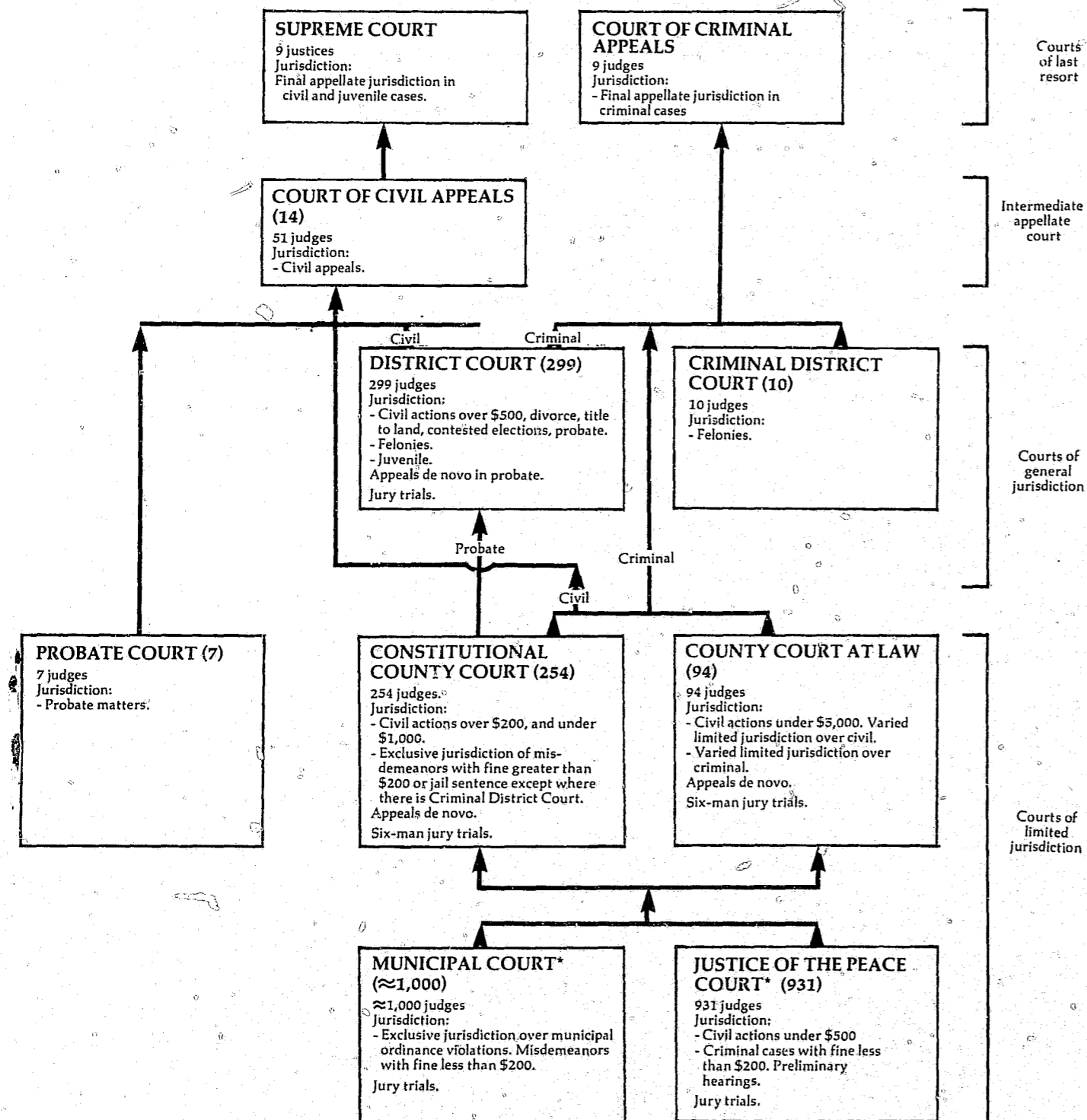
TENNESSEE JUSTICE OF THE PEACE COURT
 Court of limited jurisdiction
 2 courts, 2 justices of the peace
 January 1, 1978 to December 31, 1978

There were no data available for cases handled by the Justice of the Peace Court in 1978.

TENNESSEE MUNICIPAL COURT
 Court of limited jurisdiction
 300 courts, 192 judges
 January 1, 1978 to December 31, 1978

There were no data available for cases handled in the Municipal Court for 1978.

TEXAS COURT SYSTEM, 1978



↑ Indicates route of appeal.

*Some Municipal and Justice of the Peace Courts may appeal to the District Court.

TEXAS SUPREME COURT^a
Court of last resort
9 justices
January 1, 1978 to December 31, 1978

	Beginning pending	Filed	Disposed	End pending
Cases:				
Appeals:				
Civil	X	23 (68) ^e	104	X
Total appeals	X	23 (68) ^e	104	X
Other cases:				
Original proceedings:				
Original jurisdiction:				
Habeas corpus	X	(4) ^e	2	X
Mandamus ^f	0	(15) ^e	14	0
Prohibition	0	(0) ^e	0	0
Injunction	0	4	4	0
Total	X	4 (19) ^e	20	X
Requests to appeal:				
Motions for leave to file petitions for writ of:				
Mandamus (civil)	2	123	105 (15) ^e	5
Mandamus (criminal)	43	34	73 (0) ^e	4
Habeas corpus	0	174	7 (5) ^e	2
Prohibition	0	3	3 (0) ^e	0
Total	45	174	189 (20) ^e	11
Applications for writs of error	171	869	802 (97) ^e	141
Total	216	1,043	991 (117) ^e	152
Total other cases	X	1,047 (19) ^e	1,011 (117) ^e	X
Total cases	258	1,070 (87) ^e	1,115 (117) ^e	184
Other proceedings:				
Rehearing requests ^j	37	353	366 ^k	24
Other matters:				
Miscellaneous motions	—	83	83	—
Total other proceedings	37	436	449	24
Hanner of disposition				
Written opinion	97 ^l			
Per curiam	40			
Disposition of cases				
Civil appeals				
Affirmed Court of Civil Appeals	18			
Affirmed judgment of trial court	4			
Reversed judgment of trial court	0			
Reversed Court of Civil Appeals, affirmed trial court ..	33			
Reversed and remanded to trial court	19			
Reversed and remanded to Court of Civil Appeals	12			
Reversed and rendered	9			
Dismissed as moot	5			0
Writs granted	—			16
Relator discharged (withdrawn by petitioner)	—			2
Status of pending cases (12/31/78)				
Set for submission	9			
Under submission	23			

Boldface headings indicate the classifications used by the NCSP.
X = The data for this case type are known to be included in the total but were not available by category.
-- = Not applicable.

^aCourt jurisdiction:
The Supreme Court is the court of last resort for civil cases only.

^eCases not included in the total to avoid double counting:
Motions for leave to file petitions for writs of mandamus, habeas corpus, or prohibition, and applications for writs of error when granted are not counted as disposed cases until the associated original jurisdiction cases or appeals are disposed. Similarly, a filing is not counted for the resulting original jurisdiction case or appeal. These granted petitions and applications are the numbers appearing in parentheses.

^jExplanation of data included in the category:
Rehearing requests include motions for rehearing of causes, motions for rehearing of applications for writs of error, and motions for rehearing of motions for leave to file petition.

^kAdditional information:
Of the 366 motions for rehearing disposed, 10 were granted.

^lInformation on disposition type or trial data:
The court also filed 20 dissenting opinions and 7 concurring opinions.

Source: Texas Judicial Council, 50th Annual Report 1978 (Austin, Texas: May, 1979). Statistics are from the annual report except that totals have been computed where necessary.

TEXAS COURT OF CRIMINAL APPEALS^a
 Court of last resort
 9 judges
 January 1, 1978 to December 31, 1978

	Beginning pending	Filed	Disposed	End pending
Cases:				
Appeals:				
Criminal:				
Criminal	X	3,005	X	X
Reinstated criminal	X	133	X	X
Applications for writ of habeas corpus, etc., granted	X	(117) ^e	X	X
Total appeals	1,904	3,138 (117) ^e	2,652	2,507
Other cases:				
Requests to appeal:				
Habeas corpus and mandamus	35 ^f	1,734	1,425 (117) ^e	227 ^h
Total other cases	35 ^f	1,734	1,425 (117) ^e	227 ^h
Total cases	1,939^f	4,872 (117)^e	4,077 (117)^e	2,734
Other proceedings:				
Rehearing requests	0	374	374	0
Total other proceedings	0	374	374	0

	Manner of disposition			Total	Disposition of cases			Appeals	Requests to appeal
	Appeals	Other cases	Other proceedings		Affirmed	Reformed and affirmed	Dismissed		
Signed opinion	516 ^m	—	—	516	1,958	60	—	—	—
Per curiam	2,208	—	30	2,238	188	122	30	—	—
With written order	8	X	X	68	9	—	—	—	—
Status of pending appeals (12/31/78)									
Under submission on rehearing			21		6	—	—	—	—
Under original submission			409		123	—	—	—	—
Unsubmitted cases			1,903		43	—	—	—	—
Pending on motion for rehearing			13		0	—	—	—	—
Appeal to U.S. Supreme Court			6		74	99	0	—	—
					3	0	—	—	—
					18	—	—	—	—
					48	1,312	—	—	—
					—	55	—	—	—
					—	28	—	—	—

Boldface headings indicate the classifications used by the NCSP.
 Blank space = Not enough information is known. The case category may or may not be handled by the court.
 X = The data for this case type are known to be included in the total but were not available by category.
 — = Not applicable.

^aCourt jurisdiction:

The Court of Criminal Appeals is the court of last resort for criminal cases only. It has no original jurisdiction.

^cCases not included in the total to avoid double counting:

Applications for writ of habeas corpus, etc., when granted, are not counted as disposed until the associated habeas corpus appeal is disposed; a new filing is not counted for the resulting appeal. The applications granted are the figures appearing in parentheses. Ninety-nine of these granted applications were disposed of with written opinion.

^fBeginning pending figure for the 1978 court year does not equal the end pending figure for the 1977 court year:

Figures are as given in the annual report.

^hFigure was computed:

End pending figure was computed from filing, disposition, and beginning pending data. There were 91 of the 227 habeas corpus petitions under consideration at year end.

^mInformation on disposition type or trial data:

The court also filed 90 dissenting opinions, 26 concurring opinions, and 18 opinions dissenting in part, concurring in part.

Source: Texas Judicial Council, 50th Annual Report 1978 (Austin, Texas: May, 1979). Statistics are from the annual report except that totals have been computed where necessary.

TEXAS COURTS OF CIVIL APPEALS^a
 Intermediate appellate court
 14 divisions, 51^c justices
 January 1, 1978 to December 31, 1978

	Beginning pending	Filed	Disposed	End pending
Cases:				
Appeals:				
Civil	1,080	2,172	1,948 ^k	1,304
Total appeals	1,080	2,172	1,948 ^k	1,304
Other cases:				
Original proceedings	—	—	—	—
Requests to appeal	—	—	—	—
Total other cases	—	—	—	—
Total cases	1,080	2,172	1,948^k	1,304

Manner of disposition	Disposition of appeals	Civil
Written opinion	Affirmed	856
Per curiam	Reversed and rendered	149
	Affirmed in part, reversed and rendered in part ..	22
	Reversed and remanded	343
	Affirmed in part, reversed and remanded in part ..	34
	Modified and affirmed or modified	53
	Partially affirmed	0
	Dismissed with opinion	117
	Dismissed without opinion	190
	Otherwise disposed with opinion	162
	Otherwise disposed without opinion	61
Time interval (average months)		
Filing to disposition	6	
Age of pending cases		
Under 6 months	1,009	
6+ to 12 months	283	
Over 12 months	13	

Boldface headings indicate the classifications used by the NCSP.
 Blank space = Not enough information is known. The case may or may not be handled by the court.

^aCourt jurisdiction:

The Courts of Civil Appeals have civil jurisdiction only.

^cJudge information:

On December 1, 1978 the number of justices sitting on the First and Fourteenth Courts in Houston and the Fifth Court in Dallas was increased from three to six, for a total of nine new judges.

^kAdditional information:

During 1978, 39 cases were granted a rehearing after disposition. These cases were subtracted from the total number disposed and were not added to the number filed to avoid double counting of cases.

^mInformation on disposition type or trial data:

The 1,729 majority opinions included 1,533 in cases on the merits, 55 refusing rehearing, 38 granting rehearing, 68 dismissing appeals, and 35 other opinions. In addition, the court filed 19 concurring, and 45 dissenting opinions.

Source: Texas Judicial Council, 50th Annual Report 1978 (Austin, Texas: May, 1979). Statistics are from the annual report except that totals have been computed where necessary.

TEXAS DISTRICT COURT AND CRIMINAL DISTRICT COURT¹
 Court of general jurisdiction
 299 courts, 299 judges; 10 courts, 10 judges
 January 1, 1978 to December 31, 1978

	Beginning pending ¹	Filed ¹	Disposed ¹	End pending ¹
Civil:				
Tort:				
Auto tort:				
Personal injury	29,813 ^{fi}	16,580 ^d	15,282 ^d	31,111 ^d
Domestic relations:				
Marriage dissolution:				
Divorce	81,388 ^{fi}	129,292 ^d	127,319 ^d	83,361 ^d
Annulment	953 ^{fi}	1,594 ^d	1,668 ^d	879 ^d
Total	82,341 ^d	130,886 ^d	128,987 ^d	84,240 ^d
Other domestic relations:				
Nonadversary ^j	12,018 ^{fi}	20,716 ^d	19,729 ^d	13,005 ^d
Total	94,359 ^{fi}	151,602 ^d	148,716 ^d	97,245 ^d
Appeal:				
Appeal of administrative agency case:				
Workmen's compensation	8,997 ^{fi}	8,502 ^d	7,415 ^d	10,084 ^d
Tax	58,790 ^{fi}	19,665 ^d	18,173 ^d	60,282 ^d
Total	67,787 ^{fi}	28,167 ^d	25,588 ^d	70,366 ^d
Extraordinary writ:				
Habeas corpus	1,092 ^{fi}	5,354 ^d	5,440 ^d	1,006 ^d
Other civil	121,275 ^{fi}	94,424 ^d	80,391 ^d	135,308 ^d
Total civil	314,326 ^{fi}	296,127 ^d	275,417 ^d	335,036 ^d
Criminal:				
Felony:				
Criminal categories	53,165 ^{fi}	71,421 ^d	76,587 ^d	47,999 ^d
Misdemeanor	6,012 ^{fi}	7,478 ^d	6,108 ^d	7,382 ^d
Postconviction remedy:				
Postconviction habeas corpus	492 ^{fi}	1,652 ^d	1,532 ^d	612 ^d
Other criminal:				
Contempt, extradition	608 ^{fi}	976 ^d	907 ^d	677 ^d
Bond forfeitures	8,157 ^{fi}	4,696 ^d	3,826 ^d	9,027 ^d
Total	8,765 ^{fi}	5,672 ^d	4,733 ^d	9,704 ^d
Total criminal	68,434 ^{fi}	86,223 ^d	88,960 ^d	65,697 ^d
Juvenile:				
Criminal-type offense:				
Delinquency	X	8,923 ^d	X	X
Status offense:				
Child in need of supervision	X	1,362 ^d	X	X
Other juvenile	X	2,044 ^d	X	X
Total juvenile	5,244 ^{fi}	12,329 ^d	12,952 ^d	1,621 ^d
Grand total	388,004^{fi}	394,679^d	377,329^d	405,354^d

	Trials ^d				Civil dispositions ⁱ						
	Jury	Non-jury	Directed verdict ^m	Total	Auto tort	Domestic relations	Appeal	Other civil	Total		
Civil:											
Auto tort	732	1,303	16	2,051	439	---	63	4,826	9,052	14,380	
Domestic relations:											
Marriage dissolution	113	96,169	207	96,489	4,557	---	896	4,874	9,733	20,060	
Other	26	15,364	43	15,433	77	---	19	132	1,610	1,838	
Total	139	111,533	250	111,922	77	---	19	132	1,610	1,838	
Appeal:											
Agency	518	2,679	13	3,210	2,378	23,931	1,306	4,249	15,517	47,381	
Other civil	1,445	20,409	251	22,105	4,467	7,783	1,101	7,377	15,905	36,633	
Total	2,834	135,924	530	139,288	4,467	7,783	1,101	7,377	15,905	36,633	
Criminal:											
Felony	2,906	1,139	58	4,103	22	8	3	7	230	270	
Misdemeanor	15	2	1	18	203	171	174	92	1,521	2,161	
Total	2,921	1,141	59	4,121	1,088	607	734	819	4,718	7,966	
Juvenile	265	6,931	73	7,269							
Grand total	6,020	143,996	662	150,678							

Texas District Court and Criminal District Court (continued)

	Criminal dispositions ⁱ		
	Felony	Misdemeanor	Total
Jury trial:			
Conviction	2,376	8	2,384
Acquittal	530	7	537
Directed verdict^m:			
Acquittal	58	1	59
Non-jury trial:			
Conviction	762	1	763
Acquittal	377	1	378
Guilty plea	43,862	2,693	46,555
Dismissal, insufficient evidence:			
Insufficient evidence	5,732	1,290	6,914
Other dismissals:			
Other dismissals	22,351	1,182	23,533
Transfer on change of venue:			
Transfer on change of venue	292	18	310
Transfer to County Court:			
Transfer to County Court ..	355	907	1,262

Boldface headings indicate the classifications used by the NCSP.
 X = The data for this case type are known to be included in the total but were not available by category.
 -- = Not applicable.

^dCase definition or unit of count:
 A civil case is counted with the filing of a petition or complaint.
 The criminal case unit of count is the number of defendants on the information or indictment.
 A jury trial is counted when the jury is sworn.
 A non-jury trial is counted at the point when an opening statement or the introduction of any evidence occurs. Guilty pleas in criminal cases after the start of a non-jury trial are not counted as trials.

^{fi}Beginning pending figure for the 1978 court year does not equal the end pending figure for the 1977 court year:
 Figures are as given in the annual report.

ⁱData are not complete:
 The data were compiled from 2,988 out of a possible 3,048 monthly county reports from the court. No reports were received from Culberson, Freestone, Kendall, Robertson, or Upton during the 1978 court year.

^jExplanation of data included in the category:
 Filings include new cases filed and other cases reaching docket.
 Domestic relations "nonadversary" category includes adoptions, change of name, occupational drivers' licenses, dependent and neglected children decisions, and removal of disability of minority.

^mInformation on disposition type or trial data:
 Directed verdict cases are counted as jury trials on the tables in Part I of this report.

Source: Texas Judicial Council, 50th Annual Report 1978 (Austin, Texas: May, 1979). Statistics are from the annual report except that totals have been computed where necessary.

TEXAS COUNTY COURT AT LAW, CONSTITUTIONAL COUNTY COURT, AND PROBATE COURT¹
Court of limited jurisdiction
94 courts, 94 judges; 254 courts, 254 judges; 7 courts, 7 judges
January 1, 1978 to December 31, 1978

Table with 5 columns: Category, Beginning pending, Filed, Disposed, End pending. Rows include Civil (Law, Tort, Auto tort, Contract, Real property rights, Estate, Probate/wills/intestate, Probate), Criminal (Misdemeanor, Worthless checks, Marijuana, Other criminal, Appeal), Traffic (DUI/DWI, Driving while intoxicated), Juvenile (Criminal-type offense, Status offense, Child in need of supervision), and Grand total.

Table with 4 columns: Trial^d (Jury, Non-jury, Total), Civil dispositions¹ (Law, Auto tort, Contract, Real property rights, Total), Traffic dispositions¹ (Jury trial, Non-jury trial, Conviction, Acquittal, Pleas of guilty/nolo contendere, Dismissed, Other), and Criminal dispositions¹ (Jury trial, Non-jury trial, Conviction, Acquittal, Pleas of guilty/nolo contendere, Dismissed, Other).

TEXAS COUNTY COURT AT LAW, CONSTITUTIONAL COUNTY COURT, AND PROBATE COURT (continued)

Boldface headings indicate the classifications used by the NCSP.
N/A = This case type is handled by the court, but the data are unavailable.
X = The data for this case type are known to be included in the total but were not available by category.

^dCase definition or unit of count:
A civil case is counted with the filing of a petition.
The criminal case unit of count is the number of defendants on the information or complaint.
A trial is counted if tried to verdict or decision.
^eBeginning pending figure for the 1978 court year does not equal the end pending figure for the 1977 court year:
The number of cases pending is adjusted by computer to reflect transfers and other year-end input.
Exchange in pending does not equal the difference between filings and dispositions:
Criminal appeals pending and disposed figures are reported in the misdemeanor categories. Criminal appeals filed are reported separately.
As a result, neither misdemeanor or criminal appeals figures balance.
¹Data are not complete:
In the calendar year 1978, clerks in 244 counties reported data for all 12 months, 3 others reported fewer than 12 months' activities, and 7 submitted no reports at all. On a statewide basis 2,943 monthly county reports were received out of a possible 3,048 for the 12-month period. No data were received from Fayette, Foard, Jasper, Lamar, Palo Pinto, Roberts, and Upton Counties. No criminal data were reported by Culberson County.
Total civil and grand total disposition and pending figures do not include estate cases. Filings are for all categories.
²Explanation of data included in the category:
"Other civil" includes all of Harris County (Houston) activity which was not reported in the four detailed civil categories.
Misdemeanor totals include appeal dispositions and pending cases. Appeal filings are separated from the misdemeanor cases.
Source: Texas Judicial Council, 50th Annual Report 1978 (Austin, Texas: May 1979). Statistics are from the annual report except that totals have been computed where necessary.

TEXAS MUNICIPAL COURT¹
Court of limited jurisdiction
1,000^b courts, 1,000 judges
January 1, 1978 to December 31, 1978

Table with 5 columns: Category, Beginning pending, Filed, Disposed, End pending. Rows include Criminal (Misdemeanor, Non-traffic), Traffic (Parking, Other traffic violation), and Grand total.

Table with 4 columns: Trial^d (Jury, Non-jury, Total), Criminal dispositions¹ (Jury trial, Conviction, Acquittal, Non-jury trial, Conviction, Acquittal, Dismissed, Bond forfeitures, Payments of fine), and Traffic dispositions^{1m} (Jury trial, Conviction, Acquittal, Non-jury trial, Conviction, Acquittal, Dismissed, Bond forfeitures, Payments of fine).

Boldface headings indicate the classifications used by the NCSP.
N/A = This case type is handled by the court, but the data are unavailable.

^bParticular court or reporting system information:
Monthly reports were requested from the 214 cities with a 1970 population of over 5,000.
^dCase definition or unit of count:
The criminal case unit of count is the number of defendants on the complaint.
A trial is counted if tried to verdict or decision.
¹Data are not complete:
Data reported here represent 2,322 Municipal Court monthly reports out of a possible 2,568. Data includes only courts in cities with a 1970 population of 5,000 or greater. Data for the entire year were submitted by courts in 186 cities, incomplete data were submitted by courts in 14 cities, and the remaining 14 cities submitted no data for the 1978 court year, a reporting rate of 90 percent.
^kAdditional information:
There were 3,922 felony complaints accepted and 14 examining trials conducted.
^mInformation on disposition type or trial data:
Trial and disposition data for traffic cases include only other traffic violation cases.

Source: Texas Judicial Council, 50th Annual Report 1978 (Austin, Texas: May, 1979). Statistics are from the annual report except that totals have been computed where necessary.

TEXAS JUSTICE OF THE PEACE COURT¹
 Court of limited jurisdiction
 931 courts, 931 judges
 January 1, 1978 to December 31, 1978

	Beginning pending	Filed	Disposed	End pending
Civil^d:				
Law:				
Civil suits	N/A	198,317 ^d	144,763 ^d	N/A
Total civil	N/A	198,317 ^d	144,763 ^d	N/A
Criminal^d:				
Misdemeanor:				
Non-traffic	N/A	364,149 ^d	270,146 ^d	N/A
Total criminal	N/A	364,149 ^d	270,146 ^d	N/A
Traffic:				
Total traffic	N/A	1,175,613 ^d	1,059,499 ^d	N/A
Grand total	N/A	1,738,079 ^d	1,474,408 ^d	N/A

Trial ^d				Civil dispositions ^d	
	Jury	Non-jury	Total		Law
Civil (law)	458	52,635	53,093		46,268
Criminal (misdemeanor) ...	588	44,650	45,238	Settlement	
Traffic	2,921	152,990	155,911	Dismissed	45,402
Total	3,967	250,275	254,242		

Criminal dispositions ^d		Traffic dispositions ^d	
Jury trial:		Jury trial:	
Conviction	308	Conviction	2,197
Acquittal	280	Acquittal	724
Non-jury trial:		Non-jury trial:	
Conviction	40,818	Conviction	146,354
Acquittal	3,832	Acquittal	6,636
Dismissed	67,071	Dismissed	58,217
Bond forfeitures	5,107	Bond forfeitures	14,626
Payments of fine	152,730	Payments of fine	830,745

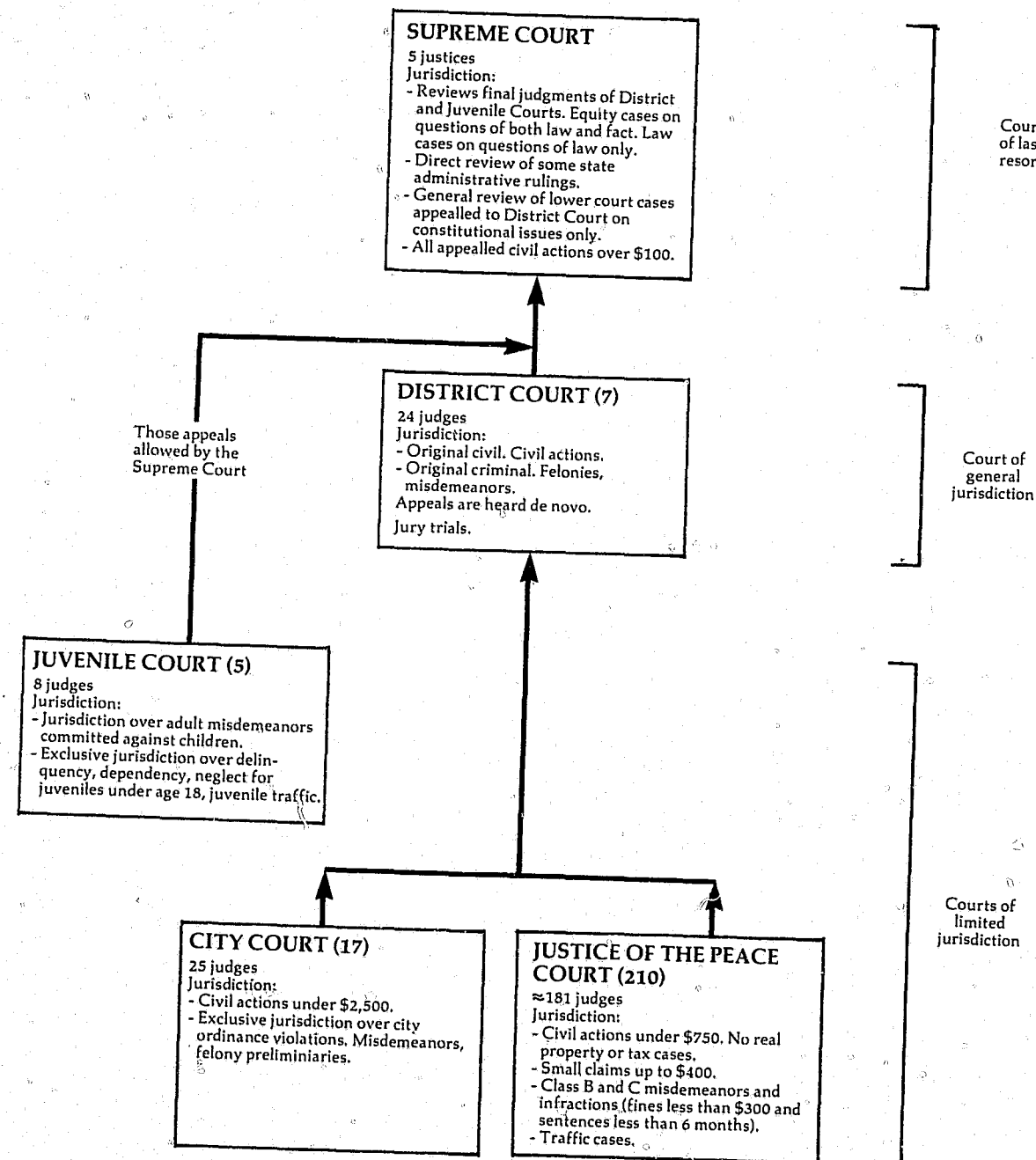
Boldface headings indicate the classifications used by the NCSP.
 N/A = This case type is handled by the court, but the data are unavailable.

^dCase definition or unit of count:
 A civil case is counted with the filing of a petition.
 The criminal case unit of count is the number of defendants on the complaint.
 A trial is counted if tried to verdict or decision.

ⁱData are not complete:
 Data reported here represent 8,655 Justice of the Peace Court monthly reports out of a possible 11,172, a reporting rate of 77 percent.

Source: Texas Judicial Council, 50th Annual Report 1978 (Austin, Texas: May, 1979). Statistics are from the annual report except that totals have been computed where necessary.

UTAH COURT SYSTEM, 1978



↑ Indicates route of appeal.

UTAH SUPREME COURT
Court of last resort
5 Justices
January 1, 1978 to December 31, 1978

	Beginning pending	Filed	Disposed	End pending
Cases:				
Appeals:				
Civil	N/A	356	X	N/A
Criminal	N/A	131	X	N/A
Post conviction remedy:				
Post conviction	N/A	23	X	N/A
Appeals of administrative agency cases:				
Administrative agencies	N/A	51	X	N/A
Juvenile:				
Juvenile courts	N/A	8	X	N/A
Interlocutory appeals	N/A	29	X	N/A
Total appeals	N/A	598	X	N/A
Other cases:				
Original proceedings:				
Original jurisdiction:				
Original writs	N/A	16	X	N/A
Disciplinary matter:				
Attorney discipline or application to bar	N/A	11	X	N/A
Total	N/A	27	X	N/A
Requests to appeal				
Total other cases	N/A	27	X	N/A
Total cases	N/A	625	635	N/A
Other proceedings:				
Other matters:				
Law and motions	--	328	328	--
Total other proceedings	--	328	328	--

Manner of disposition	
Opinion	399
Dismissal	236

Boldface headings indicate the classifications used by the NCSP.
Blank space = Not enough information is known. The case category may or may not be handled by the court.
N/A = This case type is handled by the court, but the data are unavailable.
X = The data for this case type are known to be included in the total but were not available by category.
-- = Not applicable.

Source: Unpublished data provided by the clerk of the court during data verification. Statistics are from the unpublished data except that totals have been computed where necessary.

UTAH DISTRICT COURT
Court of general jurisdiction
7 districts, 24 judges
July 1, 1977 to June 30, 1978

	Beginning pending	Filed	Disposed	End pending
Civil^d:				
Tort:				
Personal injury	X	872	X	X
Real property rights:				
Eminent domain	X	141	X	X
Domestic relations:				
Marriage dissolution:				
Divorce	X	10,371	X	X
Estate:				
Probate/wills/intestate:				
Probate	2,844	3,426	2,774	3,496
Mental health	X	870	834	X
Appeal	X	217	67	X
Extraordinary writ:				
Writ ^l	X	652	X	X
Other civil:				
Complaints ^j	X	11,993	X	X
Total civil	22,212	28,542	24,270	26,299^h
Criminal^d:				
Felony/misdemeanor:				
Criminal categories	X	2,812	2,691	X
Appeal	X	632	614	X
Total criminal	1,261^f	3,444	3,305	1,425^h
Grand total	23,473	31,986	27,575	27,724^h

	Trial ^d			Civil dispositions	Criminal dispositions	Felony/misdemeanor
	Jury	Non-jury	Total			
Civil	275	2,206	2,481	Clerk judgment	854	
Criminal (Felony/misdemeanor)	367	199	566	Summary judgment	764	
Total	642	2,405	3,047	Defaults	9,887	Pleas of guilty
				Dismissed	6,609	Dismissed
						521

Boldface headings indicate the classifications used by the NCSP.
X = The data for this case type are known to be included in the total but were not available by category.

^dCase definition or unit of count:
A civil case is counted with the filing of a petition or complaint.
The criminal case unit of count is the number of informations, indictments, or complaints.
A jury trial is counted when the jury is sworn.
A non-jury trial is counted at the point when an opening statement or the introduction of any evidence occurs.

^fBeginning pending figure for the 1978 court year does not equal the end pending figure for the 1977 court year:
Figures are as given in the annual report.

^hChange in pending does not equal the difference between filings and dispositions:
Figures are as given in the annual report.

^jExplanation of data included in the category:
Complaints (other civil) include filings not set forth in other categories, e.g., Uniform Enforcement of Support Act.
Writs contain such matters as writs of review, prohibition, coram nobis, and habeas corpus.

Source: Utah Judicial Council, Annual Report, Utah Courts July 1, 1977-June 30, 1978 (Salt Lake City, Utah: 1978). Statistics are from the annual report except that totals have been computed where necessary.

UTAH CITY COURT^b
Court of limited jurisdiction
17 courts, 25 judges
July 1, 1977 to June 30, 1978

	Beginning pending	Filed	Disposed	End pending
Civil^d:				
Small claims	N/A	9,758	X	N/A
Other civil:				
Complaints	N/A	21,064	X	N/A
New trials	N/A	246	X	N/A
Total	N/A	21,310	X	N/A
Total civil	N/A	31,068	26,063	N/A
Criminal^d:				
Misdemeanor:				
State ^j	N/A	9,168	X	N/A
Ordinance violation:				
City	N/A	20,078	X	N/A
Preliminary hearing:				
Felony preliminary	N/A	(j)	X	N/A
Other criminal:				
New trials	N/A	69	X	N/A
Total criminal	N/A	29,315	23,672	N/A
Traffic^d:				
Parking	N/A	323,049	X	N/A
Other traffic violation:				
Moving	N/A	126,891	X	N/A
Non-moving	N/A	38,636	X	N/A
Total	N/A	165,527	X	N/A
Total traffic	N/A	488,576	382,643	N/A
Grand total	N/A	548,959	432,378	N/A

	Trial ^d		
	Jury	Non-jury	Total
Civil	46	2,521	2,567
Criminal	220	3,601	3,821
Traffic	239	6,719	6,958
Total	505	12,841	13,346

Civil dispositions	
Dismissed	6,666
Defaults	11,670
Summary judgments	761
Clerk judgment	4,399

Criminal dispositions		Traffic dispositions	
Guilty pleas	9,141	Guilty pleas	46,984
Bail forfeiture	2,937	Bail forfeiture	319,862
Dismissed	5,444	Dismissed	8,039
Bound over	2,329		

Boldface headings indicate the classifications used by the NCSP.
N/A = This case type is handled by the court, but the data are unavailable.
X = The data for this case type are known to be included in the total but were not available by category.

^bParticular court or reporting system information:
The City Court was repealed effective July 1, 1978 and replaced by the Circuit Court.

^dCase definition or unit of count:
A civil case is counted with the filing of a petition or complaint.
The criminal case unit of count is the number of informations, indictments, or complaints.
The traffic case unit of count is the number of citations issued, regardless of the number of violations contained in each citation.
A jury trial is counted when the jury is sworn.
A non-jury trial is counted at the point when an opening statement or the introduction of any evidence occurs.

ⁱData are not complete:
The grand total cases disposed figure only includes traffic cases. Data were not available for civil and criminal dispositions.

^jExplanation of data included in the category:
State case filings include felony preliminary hearings and state misdemeanors.

Source: Utah Judicial Council, Annual Report, Utah Courts July 1, 1977-June 30, 1978 (Salt Lake City, Utah: 1978). Statistics are from the annual report except that totals have been computed where necessary, and additions were made by the office of the state court administrator during verification.

UTAH JUVENILE COURT
Court of limited jurisdiction
5 districts, 8 judges
January 1, 1978 to December 31, 1978

	Beginning pending	Filed ^j	Disposed	End pending
Criminal^d:				
Misdemeanor:				
Adult referrals	N/A	287	N/A	N/A
Total criminal	N/A	287	N/A	N/A
Traffic:				
Other traffic violation:				
Traffic--juvenile	N/A	14,494	N/A	N/A
Total traffic	N/A	14,494	N/A	N/A
Juvenile:				
Criminal-type offense:				
Criminal	N/A	15,252	N/A	N/A
Status offense	N/A	6,382	N/A	N/A
Non-offense:				
Dependency, neglect, abuse	N/A	1,733	N/A	N/A
Total juvenile	N/A	23,367	N/A	N/A
Grand total	N/A	38,148	N/A	N/A

Boldface headings indicate the classifications used by the NCSP.
N/A = This case type is handled by the court, but the data are unavailable.

^dCase definition or unit of count:
The criminal case unit of count is the number of informations, indictments, or complaints.
^jExplanation of data included in the category:
Filed figures are the number of referrals.

Source: Administrative Office of Juvenile Court, Juvenile Court for the State of Utah, Annual Report, 1978 (Salt Lake City, Utah). Statistics are from the annual report except that totals have been computed where necessary.

UTAH JUSTICE COURT¹
 Courts of limited jurisdiction
 210 courts, ~181 justices of the peace
 July 1, 1977 to June 30, 1978

	Beginning pending	Filed	Disposed	End pending
Civil^d:				
Small claims	N/A	3,306 ^d	N/A	N/A
Other civil	N/A	314 ^d	N/A	N/A
Total civil	N/A	3,620^d	N/A	N/A
Criminal^d:				
Misdemeanor	N/A	17,980 ^d	N/A	N/A
Preliminary hearing	N/A	288 ^d	N/A	N/A
Total criminal	N/A	18,268^d	N/A	N/A
Traffic^d:				
DWI/DUI	N/A	3,005 ^d	N/A	N/A
Parking	N/A	10,697 ^d	N/A	N/A
Other traffic violation:				
License violations	N/A	12,782 ^d	N/A	N/A
Speeding	N/A	83,919 ^d	N/A	N/A
Other Moving	N/A	19,696 ^d	N/A	N/A
Other Non-moving	N/A	30,661 ^d	N/A	N/A
Total	N/A	147,058^d	N/A	N/A
Total traffic	N/A	160,760^d	N/A	N/A
Grand total	N/A	182,648^d	N/A	N/A

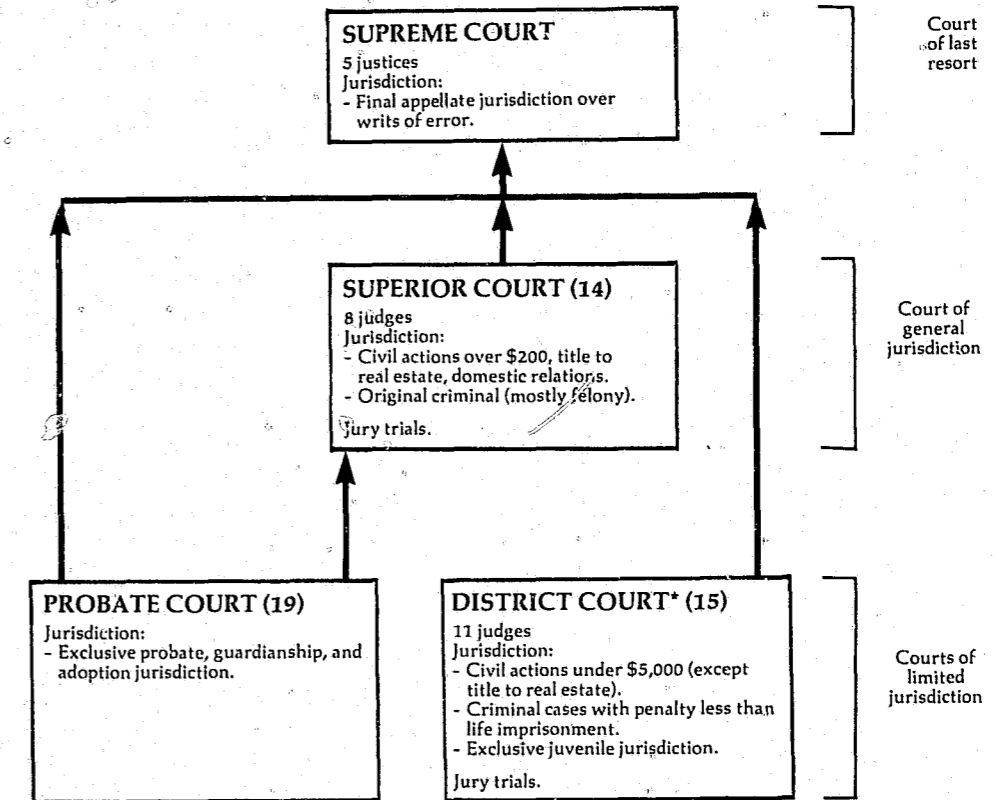
Boldface headings indicate the classifications used by the NCSP.
 N/A - This case type is handled by the court, but the data are unavailable.

^dCase definition or unit of count:
 A civil case is counted with the filing of a complaint.
 The criminal case unit of count is the number of complaints filed.
 The traffic case unit of count is the number of violations contained within each citation.

ⁱData are not complete:
 Monthly statistical reports were submitted by 161 of the 181 justices of the peace.

Source: Utah Judicial Council, Annual Report, Utah Courts July 1977-June 1978 (Salt Lake City, Utah: 1978). Statistics are from the annual report except that totals have been computed where necessary.

VERMONT COURT SYSTEM, 1978



↑ Indicates route of appeal.

*The District Court was created as a court of limited jurisdiction but since its creation has steadily increased its scope to include almost all criminal business except for homicides and cases where the sentence may be life imprisonment.

VERMONT SUPREME COURT
Court of last resort
5 Justices
July 1, 1977 to June 30, 1978

	Beginning pending ^b	Filed	Disposed	End pending
Cases:				
Appeals:				
Civil:				
Civil	X	271	260	X
Small claims	X	0	1	X
URESA	X	0	1	X
Probate	X	0	1	X
Total	X	271	263	X
Criminal:				
Criminal	X	57	70	X
Traffic	X	5	2	X
Bail	X	3	1	X
Total	X	65	73	X
Postconviction remedy:				
Postconviction	X	5	2	X
Habeas corpus	X	2	3	X
Total	X	7	5	X
Juvenile	X	5	5	X
Total appeals	287	348	346	2918
Other cases:				
Original proceedings:				
Original jurisdiction:				
Habeas corpus	X	2	2	X
Extraordinary relief	X	7	8	X
Other	X	1	1	X
Total	X	10	11	X
Disciplinary matter	X	1	1	X
Total	2	11	12	1
Requests to appeal				
Total other cases	2	11	12	1
Total cases	289	359	358	2928
Other proceedings:				
Rehearing requests:				
Motions requesting reargument	2	19	20	1
Total other proceedings	2	19	20	1

Manner of disposition			Disposition of appeals	
Written opinion	Original proceedings	Total		
101 ^m	1	102	Written and per curiam opinions:	
31	1	32	Affirmed	
92	10	102	Affirmed with instructions	
122	0	122	Affirmed with modifications	
			Reversed	
			Affirmed in part, reversed in part	
			Dismissed	
			Reversed and remanded	
			Reversed and remanded with instructions	
			Dismissed and cause remanded	
			Remanded with instructions	
			Affirmed and remanded	
			Vacated and judgment made by court	
			Certified questions answered	
			Vacated and remanded	
			Judgment vacated	
			Judgment vacated and cause dismissed	
			Remanded	
			Reversed and vacated	

Age of pending cases		
Under 6 months	Appeals	Original proceedings
6+ to 12 months	151	0
12+ to 18 months	69	0
18+ to 24 months	38	1
24+ to 30 months	17	0
30+ to 36 months	11	0
Over 36 months	4	0
	1	0

Boldface headings indicate the classifications used by the NCSP.
X = The data for this case type are known to be included in the total but were not available by category.

Change in pending does not equal the difference between filings and dispositions: Figures are as given in the annual report.

^mInformation on trial or type of disposition data: There were also 4 dissenting and 1 concurring in part, dissenting in part opinions written.

Source: Office of the Court Administrator, **Judicial Statistics for Year Ending June 30, 1978** (Montpelier, Vermont). Sources of case data are available. Statistics are from the annual report except that totals have been computed where necessary.

VERMONT SUPERIOR COURT^b
Court of general jurisdiction
14 counties, 8 judges
July 1, 1977 to June 30, 1978

	Beginning pending ^b	Filed	Disposed	End pending
Civil:				
Law:				
Civil	4,285 ^F	3,335	3,413	4,207
Domestic relations:				
Other domestic relations:				
Matrimonial ^J	2,433 ^F	3,194	2,923	2,704
Appeal:				
Miscellaneous ^J	402 ^F	332	366	368
Extraordinary writ:				
Habeas corpus	5	31	31	5
Total civil	7,125 ^F	6,892	6,733	7,284
Criminal:				
Felony	25	33	38	20
Misdemeanor	1	4	2	3
Appeal	(J)	(J)	(J)	(J)
Postconviction remedy	7	45	36	16
Total criminal	33	82	76	39
Grand total	7,158 ^F	6,974	6,809	7,323

	Trial ^d			Civil dispositions				Criminal dispositions ^m		
	Jury	Non-jury	Total	Law	Domestic relations ^D	Appeal ^J	Total	Plea	Dismissed	Other
Civil:				447	---	3	450	7	14	0
Law	73	489	562	243	---	45	288	0	0	6
Appeal ^J	11	121	132	22	---	---	22	6	3	3
Total	84	610	694	1,954	430	175	2,559	6	3	3
Criminal (felony/ misdemeanor)	9	1	10	184	---	11	195	---	---	---
Grand total	93	611	704	1	---	---	1	---	---	---
				2,253	---	---	2,253	---	---	---
				240	---	---	240	---	---	---

	Age of pending cases				
	Law	Domestic relations	Appeal ^J	Felony	Misdemeanor
Under 3 months	(n)	(n)	(n)	4	3
3+ to 6 months	(n)	(n)	(n)	9	0
6+ to 12 months	(n)	(n)	(n)	1	0
Under 12 months	2,212	2,066	212	5	0
12+ to 24 months	1,453	558	117	1	0
24+ to 36 months	426	79	33	0	0
Over 36 months	116	1	6	0	0

Boldface headings indicate the classifications used by the NCSP.
-- = Not applicable.

^dCase definition or unit of count:
A civil case is counted with the filing of a petition or complaint.
The criminal case unit of count is the number of informations or indictments.
A jury trial is counted if the jury hands down a verdict.
A non-jury trial is counted if tried to decision.

^fBeginning pending figure for the 1978 court year does not equal the end pending figure for the 1977 court year: The difference represents adjustments made during the year to counts from Bennington and Grand Isle Counties.

^JExplanation of data included in the category:
Matrimonial cases include divorce, annulment, and support/custody cases.
Miscellaneous cases include both civil and criminal appeals as well as some habeas corpus and postconviction remedy cases.

^kAdditional information:
Criminal cases pending under three months includes one misdemeanor case.

^mCategories for disposition type or trial data:
Civil trials include data only for law and appeal cases.
Criminal disposition and trial data are only given for felony and misdemeanor cases, and do not include any appeal data.

ⁿTime interval or age of pending data:
The data for civil, matrimonial, and miscellaneous cases under 3 months, 3+ to 6 months, and 6+ to 12 months in age are included in the total listed as under 12 months.

Source: Office of the Court Administrator, **Judicial Statistics for Year Ending June 30, 1978** (Montpelier, Vermont). Statistics are from the annual report except that totals have been computed where necessary.

VERMONT DISTRICT COURT^b
Court of limited jurisdiction
15 circuits, 11 judges
July 1, 1977 to June 30, 1978

	Beginning pending ^d	Filed	Disposed	End pending
Civil^d:				
Law:				
Civil	2,781	3,225	3,916	2,090
Small claims	2,012	6,252	6,416	1,848
Domestic relations:				
Support/custody:				
Uniform Reciprocal Enforcement of Support Act	1,767	708	2,308	167
Mental health:				
Mentally ill commitments	71	428	448	51
Total civil	6,631	10,613	13,088	4,156
Criminal^d:				
Felony	1,030 ^f	2,654	2,760	923
Misdemeanor	3,154 ^f	16,533	17,197	2,490
Total criminal	4,184 ^f	19,186	19,957	3,413
Traffic:				
Total traffic	2,750	71,121	71,894	1,977
Juvenile:				
Total juvenile	198	1,097	1,054	241
Grand total	13,763^f	102,017	105,993	9,787

Civil ^m :	Trial ^d		
	Jury	Non-jury	Total
Law	16	229	245
Small claims	0	392	392
Total	16	621	637
Criminal	137	75	212
Traffic	9	360	369
Grand total	162	1,056	1,218

Age of pending cases	Trial ^d			
	Civil (law)	Felony	Misdemeanor	Traffic
Under 3 months	(n) 475	1,169	(n)	(n)
3+ to 6 months	(n) 126	270	(n)	(n)
Under 6 months	(n) 601	1,439	1,796	
6+ to 12 months	(n) 74	162	154	
Under 12 months	1,442	675	1,601	1,950
12+ to 24 months	511	27	57	11
24+ to 36 months	91	4	4	8
Over 36 months	46	4	3	8

Holdface headings indicate the classifications used by the NCSP.

^dCase definition or unit of count:

A civil case is counted with the filing of a petition or complaint.
The criminal case unit of count is the number of informations, indictments, or complaints.
A jury trial is counted if tried to verdict for civil and traffic cases; if drawing of jury begins for criminal cases.
A non-jury trial is counted if tried to decision for civil and traffic cases; if trial begins for criminal cases.

^fBeginning pending figure for the 1978 court year does not equal the end pending figure for the 1977 court year.
These differences reflect adjustments made to pending figures for the Orleans and Windsor Circuits.

^gCategories for disposition type or trial data:

Civil trials include only data for law and small claims cases.

^hTime intervals or age of pending data:

Civil age of pending cases under 3 months, 3+ to 6 months, under 6 months, and 6+ to 12 months are listed as under 12 months.
Traffic age of pending cases under 3 months and 3+ to 6 months are listed as under 6 months.

Source: Office of the Court Administrator, Judicial Statistics for Year Ending June 30, 1978 (Montpelier, Vermont). Statistics are from the annual report except that totals have been computed where necessary.

VERMONT PROBATE COURT^b
Court of limited jurisdiction
19 circuits
July 1, 1977 to June 30, 1978

	Beginning pending ^d	Filed ^j	Disposed	End pending
Civil^d:				
Domestic relations:				
Adoptions	114	531	518	127
Other domestic relations:				
Pre-marriage matters	0	676	676	0
Total	114	1,207	1,194	127
Estate:				
Probate/wills/intestate:				
Decedent estates	4,311 ⁱ	2,010	1,632 ⁱ	4,689 ⁱ
Testamentary trusts	1,977	95	95	1,977
Total	6,288	2,105	1,727	6,666
Guardianship/conservatorship/trusteeship:				
Guardianship	3,498 ⁱ	1,023	689	3,832 ⁱ
Other estate:				
Gifts to minors	0	2	0	2
Cemeteries	0	1	1	0
Total	0	3	1	2
Total	9,786	3,131	2,417	10,500
Mental health:				
Alcohol and drug commitments	1	2	2	1
Other civil:				
Change of name	11	145	146	10
Vital records	119	377	387	109
Total	130	522	533	119
Total civil	10,031 ⁱ	4,862	4,146	10,747 ⁱ
Grand total	10,031ⁱ	4,862	4,146ⁱ	10,747ⁱ

Number of contested hearings held

Domestic relations:	
Adoption	29
Estate:	
Decedent estates and testamentary trusts	75
Guardianships	35
Mental health	1
Total	140

Holdface headings indicate the classifications used by the NCSP.

^dCase definition or unit of count:

A civil case is counted with the filing of a petition or complaint.

^jExplanation of data included in the category:

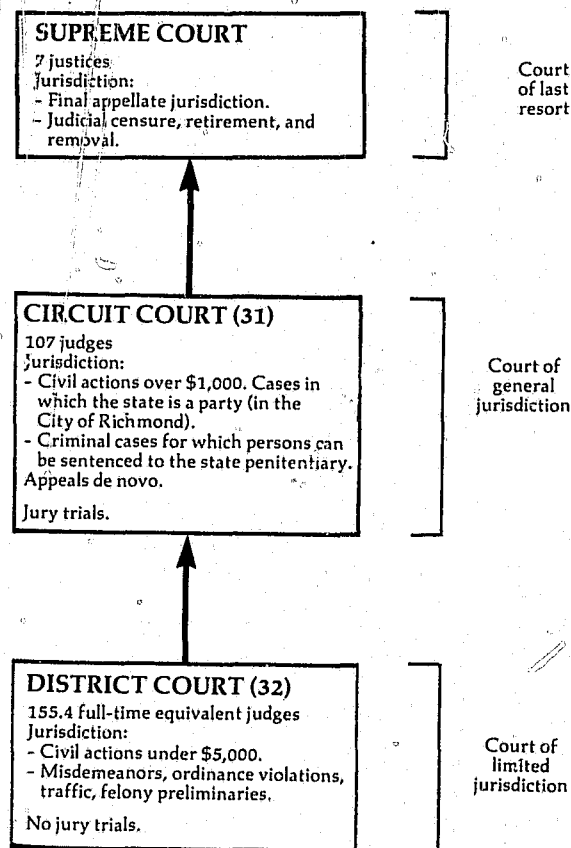
Cases filed prior to January 1, 1970 which were disposed during the year were added into the filings as reopened cases. There were 173 cases reopened during the court year for this reason.

ⁱData are not complete:

Figures for pending cases do not include hearings held for cases commenced prior to January 1, 1970.

Source: Office of the Court Administrator, Judicial Statistics for Year Ending June 30, 1978 (Montpelier, Vermont). Statistics are from the year ending report except that totals have been computed where necessary.

VIRGINIA COURT SYSTEM, 1978



VIRGINIA SUPREME COURT
Court of last resort
7 justices
January 9, 1978 to January 5, 1979

	Beginning pending	Filed	Disposed	End pending
Cases:				
Appeals:				
Petitions to appeal granted:				
Civil	X	(170) ^e	X	X
Criminal	X	(67) ^e	X	X
Postconviction remedy:				
Habeas corpus	X	(0) ^e	X	X
Total appeals	136	(237) ^e	230	1928
Other cases:				
Original proceedings:				
Original jurisdiction:				
Habeas corpus	X	X	219	X
Mandamus	X	X	45	X
Prohibition	X	X	7	X
Total	70 ¹	X	271	114
Requests to appeal:				
Petitions to appeal:				
Withdrawn	--	X	47	--
Civil	228 ¹	X	444 (170) ^e	171
Criminal	300 ¹	X	858 (67) ^e	277
Postconviction remedy:				
Habeas corpus	14 ¹	X	81 (0) ^e	21
Total	542 ¹	X	1,430 (237) ^e	469
Total other cases	612 ¹	1,846	1,701 (237) ^e	5838
Total cases	748	1,846 (237)^e	1,931 (237)^e	7758
Other proceedings:				
Rehearing requests	N/A	87	90	N/A
Other matters:				
Orders to show cause or respond	--	280 ¹	280 ¹	--
Extensions of time	N/A	324 ¹	324 ¹	N/A
Total	N/A	604	604	N/A
Total other proceedings	N/A	691	694	N/A

Manner of disposition	Disposition of cases		
	Appeals	Appeals to appeal	Original jurisdiction
Written opinion	149	76	--
By order	81	73	--
Withdrawn	47	--	1,383
			47

Boldface headings indicate the classifications used by the NCSF.
 N/A = This case type is handled by the court, but the data are unavailable.
 X = The data for this case type are known to be included in the total but were not available by category.
 -- = Not applicable.

^eCases not included in the total to avoid double counting:
 Petitions to appeal granted are not counted as disposed until the appeal is disposed; a filing is not counted for the appeal. The number of granted petitions to appeal appear in parentheses.
⁸Change in pending does not equal the difference between filings and dispositions:
 Figures are as reported in the annual report.
¹Special source or revision in data:
 Beginning pending figures for other cases were taken from the 1977 annual report, where they are listed as end pending figures for 1977. Filed and disposed figures for other matters were supplied by the clerk of the court during data verification.

Source: Office of the Executive Secretary, Supreme Court, State of the Judiciary Report 1977 and State of the Judiciary Report 1978 (Richmond, Virginia: 1978 and 1979). Statistics are from the annual report except that totals have been computed where necessary.

↑ Indicates route of appeal.

VIRGINIA CIRCUIT COURT
Court of general jurisdiction
31 circuits, 107 judges
January 1, 1978 to December 31, 1978

	Beginning pending	Filed	Disposed	End pending
Civil^d:				
Law:				
Other law	X	24,383	21,726	X
Real property rights:				
Condemnation	X	950	984	X
Equity:				
Other chancery	X	11,835	10,311	X
Domestic relations:				
Marriage dissolution:				
Divorce	X	32,190	29,956	X
Appeal	X	2,617	1,738	X
Total civil	90,238¹	71,975	64,715	97,498
Criminal^d:				
Felony	8,541¹	29,354	27,933	9,969
Misdemeanor	6,289¹	23,267	22,207	7,351
Extraordinary writs	38¹	462	399	102
Habeas corpus	14,868¹	53,083	50,539	17,422
Total criminal	14,868¹	53,083	50,539	17,422
Grand total	105,106¹	125,058	115,244	114,920

Trial ^d	Civil dispositions			Criminal dispositions						
	Jury	Non-jury	Total	Law	Real property rights	Equity	Marriage dissolution	Appeal	Total	
Civil				Settled/dismissal	12,110	394	2,867	2,421	787	19,179
Law	1,356	3,533	4,889	Default judgment	1,115	0	54	12	77	1,258
Real property rights ..	172	122	294	Case purged	1,829	16	753	1,058	154	2,471
Equity	25	2,011	2,036							
Domestic relations:										
Marriage dissolution ..	74	16,062	16,136							
Appeal	135	546	681							
Total	1,762	22,274	24,036							
Criminal:										
Felony	2,001	6,696	8,697	Withdrawal prior to trial					12	1,662
Misdemeanor	718	6,064	6,782	Dismissed without trial		1,077	1,068		216	2,361
Extraordinary writ	—	80	80	Nolle Prosequi		4,511	2,874		—	7,385
Total	2,719	12,840	15,559	Guilty plea prior to trial		12,057	8,670		—	20,727
Grand total	4,481	35,114	39,595	Other		1,591	1,163		91	2,845

Boldface headings indicate the classifications used by the NCSP.
N/A = This case type is handled by the court but the data are unavailable.
X = The data for this case type are known to be included in the total but were not available by category.
— = Not applicable.

^dCase definition or unit of count:
A civil case is counted with the filing of a petition or complaint.
The criminal case unit of count is the number of charges.
A jury trial is counted when the jury is sworn.
A non-jury trial is counted at the point when an opening statement or the introduction of any evidence occurs.
^fBeginning pending figure for the 1978 court year does not equal the end pending figure for the 1977 court year:
Figures are as given in the annual report.

¹Special source or revision in the data:
Beginning pending figures for the 1978 court year were taken from the 1977 annual report where they are given as end pending figures.

Source: Office of the Executive Secretary, Supreme Court, State of the Judiciary Report 1978 (Richmond, Virginia: 1979). Statistics are from the report except that totals have been computed where necessary.

VIRGINIA DISTRICT COURT
Court of limited jurisdiction
32 districts, 155.4^c full-time equivalent judges
January 1, 1978 to December 31, 1978

	Beginning pending	Filed	Disposed	End pending
Civil^d:				
Domestic relations	N/A	49,343	43,758	N/A
Other civil:				
Civil	N/A	407,168	390,339	N/A
Total civil	N/A	456,511	434,097	N/A
Criminal^d:				
Other criminal:				
Criminal	N/A	285,840	269,700	N/A
Total criminal	N/A	285,840	269,700	N/A
Traffic:				
Total traffic	N/A	903,646	866,405	N/A
Juvenile:				
Total juvenile	N/A	126,709	115,350	N/A
Grand total	N/A	1,772,706	1,685,552	N/A

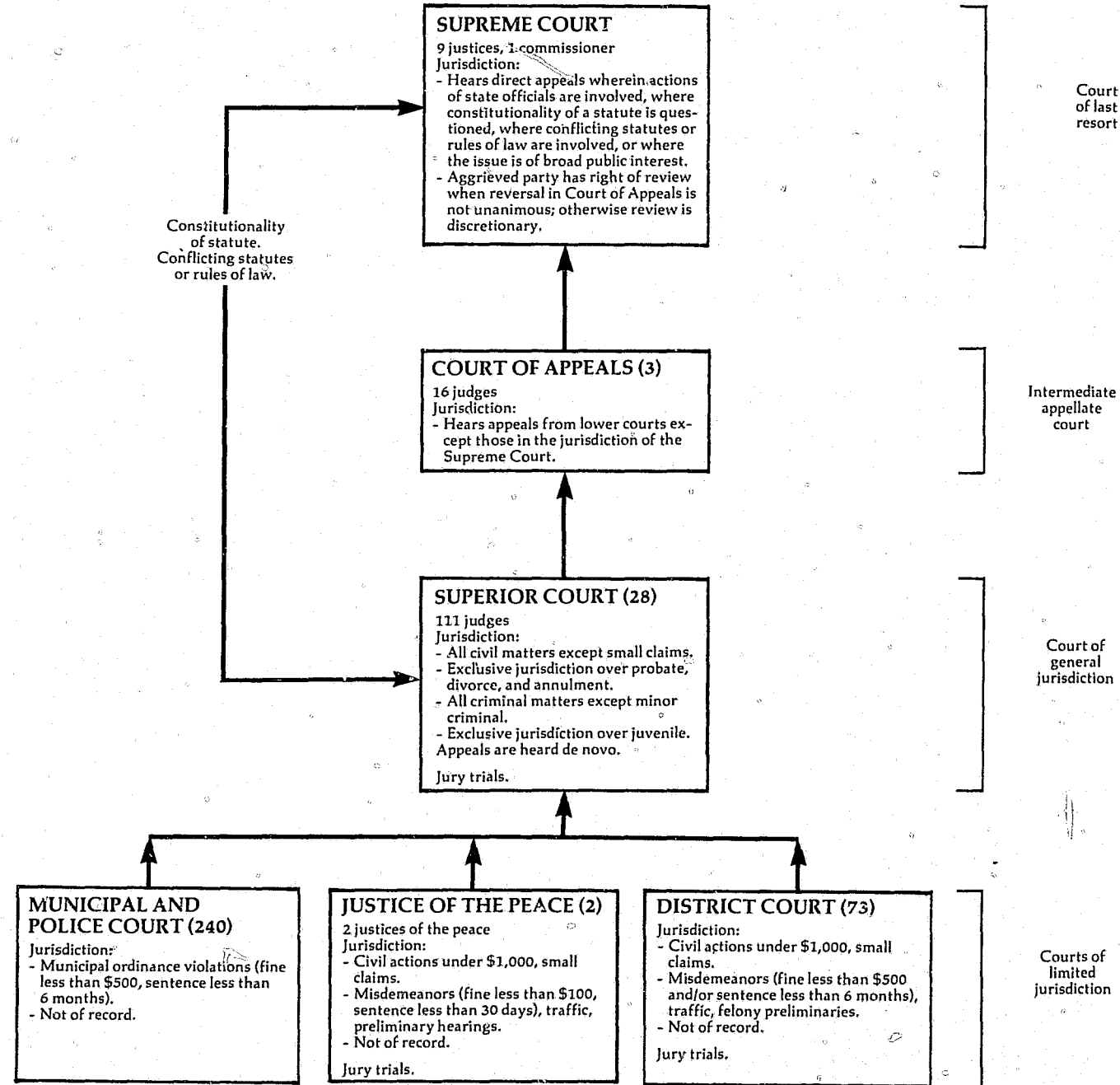
Boldface headings indicate the classifications used by the NCSP.
N/A = This case type is handled by the court, but the data are unavailable.

^cJudge information:
The court is also served by magistrates. There are 409 positions authorized, 241 of which serve full-time. During the 1978 court year, they issued 278,859 arrest warrants, 178,920 bonds, 35,410 summons, 3,572 search warrants, 189,630 committals and releases, 154,596 civil warrants, and handled 23,981 prepayments of traffic infractions and 8,687 prepayments of class four misdemeanors.

^dCase definition or unit of count:
A civil case is counted with the filing of a petition or complaint.
The criminal case unit of count is the number of charges.

Source: Office of the Executive Secretary, Supreme Court, State of the Judiciary Report 1978 (Richmond, Virginia: 1979). Statistics are from the annual report except that totals have been computed where necessary.

WASHINGTON COURT SYSTEM, 1978



↑ Indicates route of appeal.

WASHINGTON SUPREME COURT
Court of last resort
9 Justices^c
January 1, 1978 to December 31, 1978

	Beginning pending	Filed	Disposed	End pending
Cases:				
Appeals:				
Civil	182 ^f	129	181	130
Criminal	42 ^f	54	50	46
Total appeals	224^f	183	231	176
Other cases:				
Original proceedings:				
Disciplinary matter	7 ^f	10	12	5
Requests to appeal:				
Petitions for review:				
Civil	69 ^f	177	171	58
Criminal	68	160	185	60
Total	137^f	337	356	118
Personal restraint petitions	6 ^f	1	5	2
Notices of discretionary review	37 ^f	123	130	30
Total	180^f	461	491	150
Total other cases	187^f	471	503	155
Total cases	411	654	734	331

Manner of disposition

	Appeals			Petitions for review			Discretionary		
	Civil	Criminal	Total	Disciplinary	Civil	Criminal	Personal restraint	review	Total
Opinion	125	25	150	11	33	43	2	5	244
Order:									
Denied	7	6	13	0	151	123	2	81	370
Dismissed	21	5	26	1	1	5	1	42	76
Transferred	28	14	42	0	0	0	0	2	44

Time intervalⁿ (median months)

Filing of notice of appeal to date perfected	9.0
Date perfected to date argued	5.0
Date argued to filing of opinion	5.0

Status of pending appeals (12/31/78)

	Civil	Criminal	Total
Not ready for setting ⁿ	49	18	67
Ready for setting ⁿ	4	2	6
Set for hearing	27	6	33
Opinion/order in process	26	19	45
Opinion/order filed (awaiting remittance)	24	1	25

Boldface headings indicate the classifications used by the NCSF.

^cJudge information:
In addition, one commissioner serves the Supreme Court.

^fBeginning pending figure for the 1978 court year does not equal the end pending figure for the 1977 court year:
Figures were revised by the clerk of the Supreme Court.

ⁿInformation on time interval or age of pending data:
These data include only those appeals which were filed directly in the Supreme Court. Appeals which were filed originally in the Court of Appeals and were later certified or transferred to the Supreme Court required an average of 1.5 months more to perfect and process. A case is not considered ready for setting in the Supreme Court until the opening brief of the appellant and the answering brief of the respondent are filed, and the Supreme Court has made a determination that the case presents issues that are proper for Supreme Court review.

Source: Office of the Administrator for the Courts, 22nd Annual Report 1978 (Olympia, Washington). Statistics are from the annual report except that totals have been computed where necessary.

WASHINGTON COURT OF APPEALS
Intermediate appellate court
3 divisions, 16 judges
January 1, 1978 to December 31, 1978

	Beginning pending ^j	Filed	Disposed	End pending ^j
Cases:				
Civil	1,244 ^f	1,122	1,145	1,221
Criminal	884 ^f	696	625	955
Total appeals	2,128 ^f	1,818	1,770	2,176
Other cases:				
Original proceedings:				
Personal restraint petitions ^j	82 ^f	142	153	71
Requests to appeal:				
Motions for discretionary review	65 ^f	133	150	48
Total other cases	147 ^f	275	303	119 ^k
Total cases	2,275^f	2,093	2,073	2,295

Manner of disposition	Appeals			Other cases	Total	Time interval (median months)	Div. I	Div. II	Div. III
	Civil	Criminal	Total						
Published opinion	237	165	402	18	420	Filing of notice of appeal to date perfected	4.0	6.9	6.4
Unpublished opinion	251	295	546	14	560	Date perfected to date argued	7.0	9.0	7.0
Order:						Date argued to filing of opinion	3.0	1.5	1.3
Denied	—	—	—	182	182				
Dismissed	578	129	707	79	786				
Transferred	79	36	115	10	125				

Status of pending case (12/31/78)	Appeals		Original proceedings	Requests to appeal
	Civil	Criminal		
Not ready for setting	546	392	45	32
Ready for setting	178	113	12	2
Set for hearing	217	210	2	7
Opinion/order in process	138	112	1	5
(awaiting remittance)	142	128	2	11

Boldface headings indicate the classifications used by the NCSP.
— = Not applicable.

^fBeginning pending figure for the 1978 court year does not equal the end pending figure for the 1977 court year:
Figures are as given in the annual report and reflect adjustments made to the caseload during the year by the clerk of the court.

^hFigure was computed:
Dismissed figures were computed from pending and filed data.

^jExplanation of data included in the category:
Personal restraint petitions include habeas corpus, writs and motions, and CrR 7.7 cases.
Pending figures include cases awaiting remittance.

Source: Office of the Administrator for the Courts, 22nd Annual Report 1978 (Olympia, Washington). Statistics are from the annual report except that totals have been computed where necessary.

WASHINGTON SUPERIOR COURT
Court of general jurisdiction
28 courts, 111 judges
January 1, 1978 to December 31, 1978

	Beginning pending	Filed	Disposed	End pending
Civil^d:				
Tort	N/A	6,882	X	N/A
Contract:				
Commercial/contract	N/A	21,679	X	N/A
Real property rights:				
Property rights	N/A	3,468	X	N/A
Domestic relations:				
Adoptions	N/A	3,146	X	N/A
Other domestic relations:				
Domestic relations	N/A	41,659	X	N/A
Total	N/A	44,805	X	N/A
Estate:				
Probate/wills/intestate:				
Probate	N/A	10,933		N/A
Guardianship/conservatorship/trusteeship:				
Guardianships	N/A	1,937	X	N/A
Other estate:				
Other probate matters	N/A	669	X	N/A
Total	N/A	13,539	X	N/A
Appeal:				
Appeal of trial court case:				
Lower court appeals	N/A	549	X	N/A
Mental health	N/A	3,334	N/A	N/A
Other civil	N/A	9,690	X	N/A
Total civil	N/A	103,946	84,067 ^l	N/A
Criminal^d:				
Felony^j:				
Crime against person ^j	N/A	2,528	X	N/A
Crime against property ^j	N/A	4,432	X	N/A
Liquor/narcotics	N/A	1,513	X	N/A
Other criminal	N/A	2,695	X	N/A
Total	N/A	11,168	X	N/A
Appeal of trial court case:				
De novo appeals from lower courts	N/A	3,110	X	N/A
Total criminal	N/A	14,278	13,817	N/A
Juvenile:				
Total juvenile	N/A	17,406	N/A	N/A
Grand total	N/A	135,630	97,884^l	N/A

	Trial ^d			Civil dispositions ^m		Criminal dispositions	
	Jury	Non-jury	Total	Dismissed--failure to prosecute..	Dismissed--other reasons	Dismissed/acquitted	Judgment and sentenced
Civil ⁿ	1,065	7,381	8,446	4,393	13,338	4,009	5,114
Criminal	1,925	690	2,615	18,545	540	4,694	
Total	2,990	8,071	11,061	20,848	13,296		

Boldface headings indicate the classifications used by the NCSP.
N/A = This case type is handled by the court, but the data are unavailable.
X = The data for this case type are known to be included in the total but were not available by category.

^dCase definition or unit of count:
A civil case is counted with the filing of a petition or complaint.
The criminal case unit of count is the number of defendants on the information or indictment.
A jury trial is counted when the jury is sworn.
A non-jury trial is counted when the first witness is sworn.

ⁱData are not complete:
Total civil disposition figure does not include mental health cases.
Grand total disposition figure does not include mental health or juvenile cases.

^jExplanation of data included in the category:
Although there is dual jurisdiction, it is assumed that all misdemeanor cases are filed in limited jurisdiction courts.
Therefore, all original criminal cases filed in the Superior Court are felony cases.
Crime against person category includes homicide, assault, sex offenses, and robbery.
Crime against property category includes burglary, larceny, and forgery.

^mInformation on disposition type or trial data:
Civil trial and type of disposition data do not include adoption, estate, or mental health cases.

Source: Office of the Administrator for the Courts, 22nd Annual Report 1978 (Olympia, Washington). Statistics are from the annual report except that totals have been computed where necessary.

WASHINGTON MUNICIPAL AND POLICE COURT^k
 Court of limited jurisdiction
 240 courts^k
 January 1, 1978 to December 31, 1978

	Beginning pending	Filed	Disposed	End pending
Criminal^d:				
Ordinance violation:				
Criminal	N/A	47,160	N/A	N/A
Total criminal	N/A	47,160	N/A	N/A
Traffic:				
Parking:				
Parking citations	N/A	474,664	N/A	N/A
Other traffic violation:				
Traffic	N/A	251,842	N/A	N/A
Total traffic	N/A	726,506	N/A	N/A
Grand total	N/A	773,666	N/A	N/A

Trial^dkl

	Jury	Non-jury	Total	
Criminal	96	11,160	11,256	Bail forfeitures
Traffic	168	22,154	22,322	10,686
Total	264	33,314	33,578	
				<u>Traffic dispositions^{kl}</u>
				Bail forfeitures
				156,183

Boldface headings indicate the classifications used by the NCSP.

N/A = This case type is handled by the court, but the data are unavailable.

X = The data for this case type are known to be included in the total but were not available by category.

^dCase definition or unit of count:

The criminal case unit of count is the number of defendants on the information, indictment, or complaint.

A jury trial is counted when the jury is sworn.

A non-jury trial is counted when the first witness is sworn.

^kAdditional information:

Municipal and Police Court figures do not include those Municipal Court cases (municipal ordinance violations and traffic violations) that are processed by District Courts, which contract with municipalities for this purpose. One hundred twenty-nine municipalities contract with the District Court.

^lSpecial source or revision in the data:

Criminal and traffic case disposition data and trial data were supplied by the administrative office of the courts during data verification.

^sSource: Office of the Administrator for the Courts, 22nd Annual Report 1978 (Olympia, Washington). Statistics are from the annual report except that totals have been computed where necessary, and additional data were supplied by the Office of the Administrator for the Courts during data verification.

WASHINGTON DISTRICT COURT AND JUSTICES OF THE PEACE^k
 Court of limited jurisdiction
 73 district courts, 2 justices of the peace
 January 1, 1978 to December 31, 1978

	Beginning pending	Filed	Disposed	End pending
Civil^d:				
Law:				
Civil	N/A	51,023	N/A	N/A
Small claims	N/A	21,456	N/A	N/A
Total civil	N/A	72,479	N/A	N/A
Criminal^d:				
Misdemeanor	N/A	70,311	N/A	N/A
Preliminary hearing:				
Felony preliminary	N/A	7,524	N/A	N/A
Total criminal	N/A	77,835	N/A	N/A
Traffic:				
Total traffic	N/A	603,884	N/A	N/A
Grand total	N/A	754,198	N/A	N/A

Trial^d

	Jury	Non-jury	Total	
Civil	48	4,524	4,572	<u>Criminal dispositions^{lm}</u>
Criminal:				Bail forfeitures at preliminary hearings ...
District Court workload	305	9,190	9,495	14,340
Municipal Court workload	36	4,769	4,805	
Total	341	13,959	14,300	
Traffic:				<u>Traffic dispositions^{lm}</u>
District Court workload	650	44,091	44,741	Bail forfeitures
Municipal Court workload	252	13,398	13,650	348,926
Total	902	57,489	58,391	
Grand total	1,291	75,972	77,263	

Boldface headings indicate the classifications used by the NCSP.

N/A = This case type is handled by the court, but the data are unavailable.

^dCase definition or unit of count:

A civil case is counted with the filing of a petition or complaint.

The criminal case unit of count is the number of defendants on the information, indictment, or complaint.

A jury trial is counted when the jury is sworn.

A non-jury trial is counted when the first witness is sworn.

^kAdditional information:

District Court and Justices of the Peace data include Municipal Court cases that are processed by District Courts, which contract with municipalities for this purpose.

^lSpecial source or revision in the data:

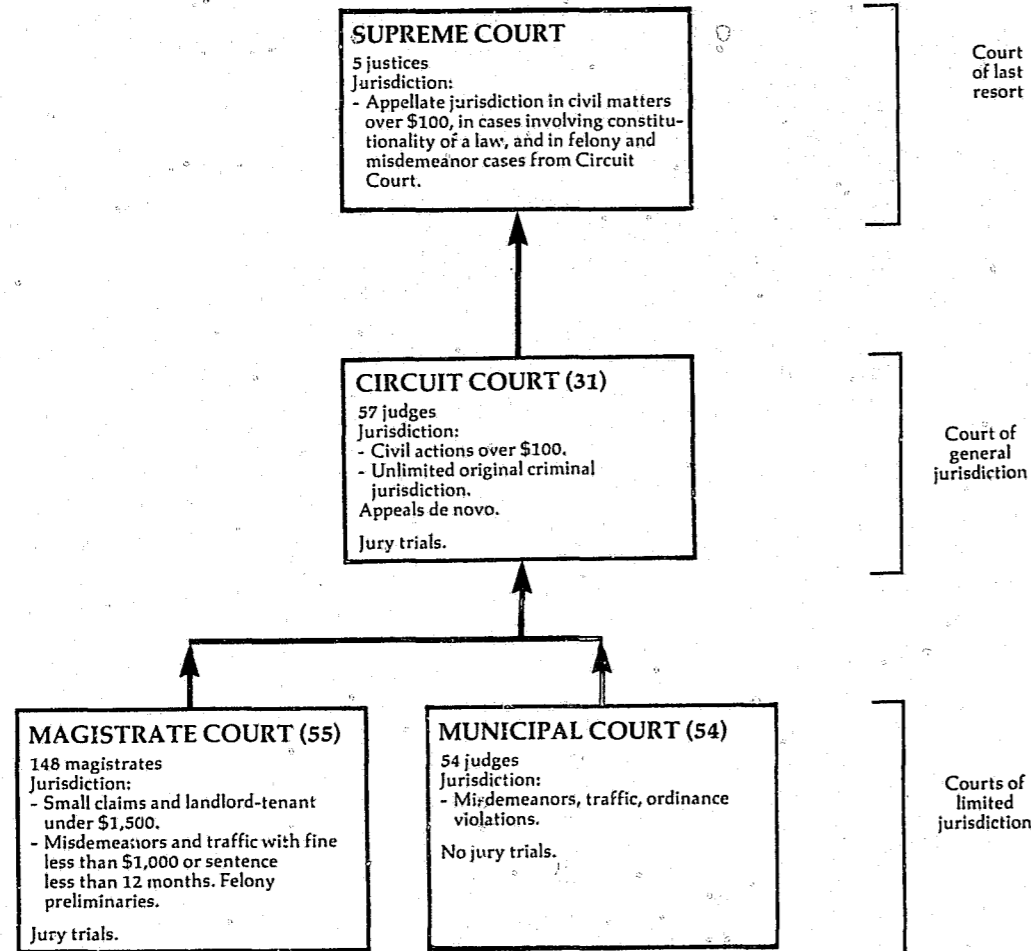
Data for trial information for criminal and traffic cases handled in the Municipal Court were supplied by the Office of the Administrator for the Courts during the data verification process.

^mExplanation of data included in the category:

Criminal and traffic dispositions include figures for bail forfeiture listed under both the court business of the District Courts and of Municipal Courts that contract with the District Courts.

Source: Office of the Administrator for the Courts, 22nd Annual Report 1978 (Olympia, Washington). Statistics are from the annual report except that totals have been computed where necessary, and additions were made by the Office of the Administrator for the Courts during data verification.

WEST VIRGINIA COURT SYSTEM, 1978



WEST VIRGINIA SUPREME COURT OF APPEALS
Court of last resort
5 justices
January 1, 1978 to December 31, 1978

	Beginning pending	Filed	Disposed	End pending
Cases:				
Appeals				
Total appeals	15 ^h	0(257) ^e	201	71
Other cases^k:				
Original proceedings:				
Original jurisdiction	X	371	371 ^h	X
Advisory opinion:				
Certified question	X	5 ^h	5 ^h	X
Total	3	376	376	3 ^h
Requests to appeal:				
Regular writs	X	X	162(177) ^e	X
Certiorari	X	X	1(5) ^e	X
Total	43	337	163(182) ^e	35 ^h
Total other cases	46	713	539(182) ^e	38
Total cases	61	713(257)^e	740(182)^e	109

Disposition of other cases

<u>Manner of disposition (matured cases)</u>		<u>Original jurisdiction</u>	<u>Advisory opinion</u>	<u>Requests to appeal</u>
Written and per curiam opinion	191	140	5 ^h	182
Dismissal/withdrawal	10	230	0 ^h	161
		1	0	1
		0	0	1

Boldface headings indicate the classifications used by the NCSP.
Blank space = Not enough information is known. The case category may or may not be handled by the court.
X = The data for this case type are known to be included in the total, but were not available by category.

- ^eCases not included in the total to avoid double counting:
 Requests to appeal that have been granted are not counted as disposed until the appeal is disposed; a filing is not counted for the resulting appeal. These granted requests to appeal are the numbers appearing in parentheses.
- ^fBeginning pending figure for the 1978 court year does not equal the end pending figure for the 1977 court year.
 Figure as computed from the unpublished data.
- ^hFigure was computed:
 Pending figures were computed from disposed, filed and other pending figures.
 Figures for advisory opinion cases were computed from figures given for original jurisdiction cases in the unpublished data.
- ^kAdditional information:
 West Virginia does not have an automatic appeal in either civil or criminal cases. Case accounting provided by the court consists of accounting for petitions for appeal filed and acted upon. Data are not maintained regarding appeals as a separate category.
 Original proceedings are heard on a discretionary basis.

Source: Unpublished data provided by the administrative office of the courts. Statistics are from the unpublished data except that totals have been computed where necessary.

↑ Indicates route of appeal.

WEST VIRGINIA CIRCUIT COURT
Court of general jurisdiction
31 circuits, 57 judges
January 1, 1978 to December 31, 1978

	Beginning pending	Filed	Disposed	End pending
Civil^d:				
Domestic relations:				
Adoptions	256 ^{fh}	1,235	1,205	286
Mental health:				
Mental hygiene	521 ^h	905	1,062	364
Appeal:				
Appeal of administrative agency case:				
Administrative	453 ^h	495	903	45
Other civil:				
Civil	37,487 ^h	33,059	30,689	39,857
Miscellaneous cases	574 ^h	1,348	979	943
Total	38,061 ^h	34,407	31,668	40,800
Total civil	39,291 ^{fh}	37,042	34,838	41,495
Criminal^d:				
Total criminal	11,111 ^{fh}	10,897	6,178	15,930
Juvenile:				
Total juvenile	3,097 ^{fh}	6,115	6,251	2,961
Grand total	53,499 ^{fh}	54,054	47,267	60,286

Boldface headings indicate the classifications used by the NCSP.

^dCase definition or unit of count:

A civil case is counted with the filing of a petition or complaint.

The criminal case unit of count is the number of indictments or warrants issued.

^fBeginning pending figure for the 1978 court year does not equal end pending figure for the 1977 court year:

Beginning pending figures were calculated from filed, disposed, and end pending data given in the unpublished data.

^hFigure was computed:

Beginning pending figures were calculated from filed, disposed, and end pending data.

Source: Unpublished data provided by the administrative office of the courts. Statistics are from the unpublished data except that totals have been computed where necessary.

WEST VIRGINIA MAGISTRATE COURT^{a1}
Court of limited jurisdiction
55 courts, 148 magistrates
January 1, 1978 to December 31, 1978

	Beginning pending	Filed	Disposed	End pending
Civil^d:				
Total civil	N/A	36,635 ⁱ	38,524 ⁱ	N/A
Criminal^d:				
Misdemeanor	N/A	118,548 ⁱ	91,851 ⁱ	N/A
Preliminary hearing:				
Felony	N/A	11,123 ⁱ	9,042 ⁱ	N/A
Total criminal	N/A	129,671 ⁱ	100,893 ⁱ	N/A
Traffic:				
Other traffic violation:				
Traffic and D.N.R. ^j	N/A	111,486 ⁱ	115,711 ⁱ	N/A
Total traffic	N/A	111,486 ⁱ	115,711 ⁱ	N/A
Grand total	N/A	227,792 ⁱ	255,128 ⁱ	N/A

Boldface headings indicate the classifications used by the NCSP.

N/A = This case type is handled by the court, but the data are unavailable.

^aCourt jurisdiction:

This court was established January 1, 1977, replacing the existing Justice of the Peace Courts throughout the state.

^dCase definition or unit of count:

A civil case is counted with the filing of a petition or a complaint.

The criminal unit of count is the number of warrants issued.

ⁱData are not complete:

Nine out of twelve reports were received from Lewis and Webster Counties.

Total traffic filed and grand total filed figures do not include traffic data from Kanawa County.

Total civil filed and grand total filed figures do not include civil data from Kanawa County.

^jExplanation of data included in the category:

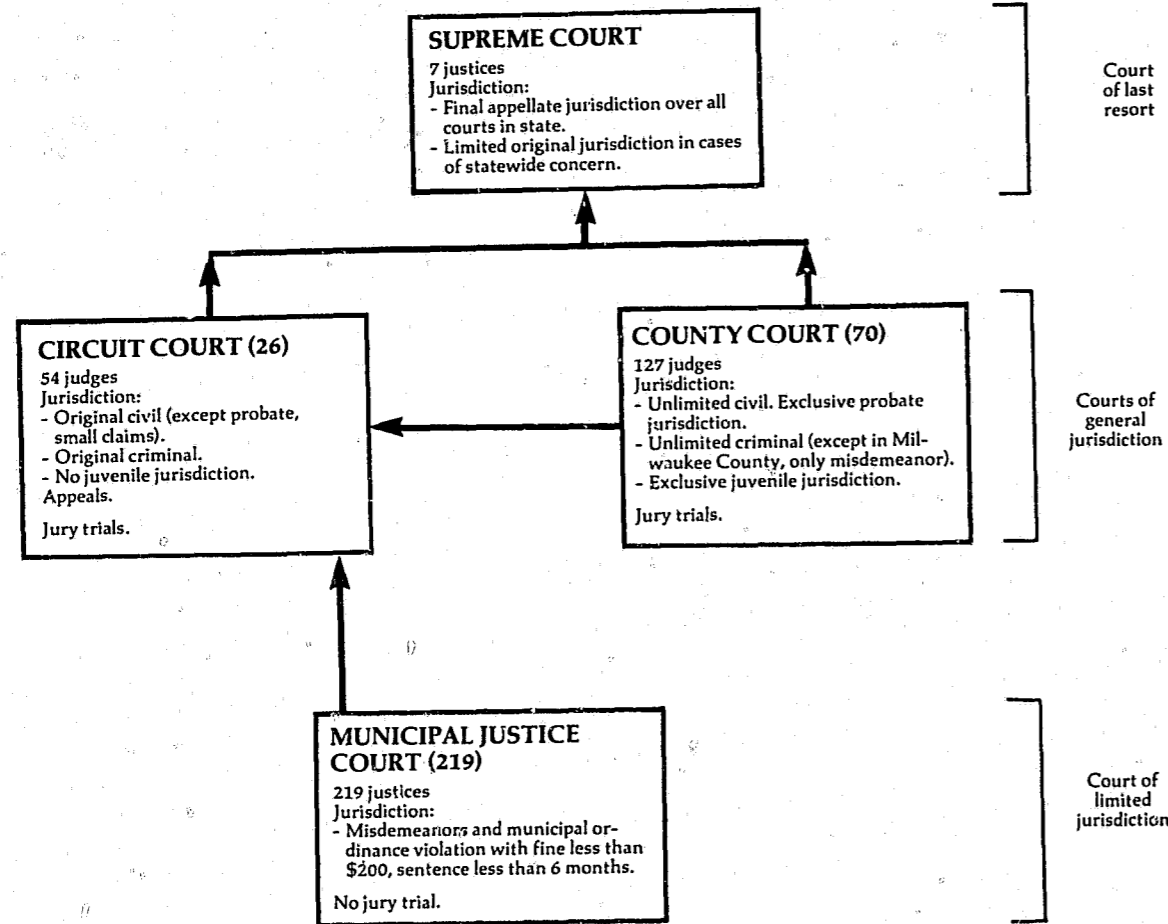
"D.N.R." are cases, primarily traffic violations, occurring in state parks under the jurisdiction of the Department of Natural Resources.

Source: Unpublished data provided by the administrative office of the courts. Statistics are from the unpublished data except that totals have been computed where necessary.

WEST VIRGINIA MUNICIPAL COURT
Court of limited jurisdiction
54 courts, 54 judges
January 1, 1978 to December 31, 1978

There were no data available for cases handled in the Municipal Court for 1978.

WISCONSIN COURT SYSTEM, 1978



↑ Indicates route of appeal.

WISCONSIN SUPREME COURT Court of last resort 7 justices July 1, 1977 to July 1, 1978

	Beginning pending	Filed	Disposed	End pending
Cases:				
Appeals:				
Civil	572 ^f	673 ^j	527	720 ^k
Criminal	170	222	141	252 ^k
Total appeals	742^f	895	668	972^k
Other cases:				
Original proceedings:				
Original jurisdiction:				
Habeas corpus	0	X	3	0
Mandamus	0	X	16	0
Prohibition	0	X	22	0
Certiorari	0	X	2	0
Stay	0	X	28	0
Miscellaneous	0	X	23	0
Original actions	0 ^e	X	4	0
Total	0^e	6	98	0
Disciplinary	0^e	12	10	0
Total	0^e	18	108	0
Requests to appeal:				
Postconviction remedy:				
Habeas corpus	0	N/A	23	0
Mandamus	0	N/A	17	0
Prohibition	0	N/A	1	0
Certiorari	0	N/A	0	0
Miscellaneous	0	N/A	21	0
Total	0^e	N/A	62	0
Total other cases	0^e	18^l	170	0
Total cases	742	913^l	838	972^k

Other proceedings:				
Rehearing requests:				
Motion for rehearing	--	34	32	--
Other matters:				
Motions	--	N/A	389	--
Foreign bar admissions, bar exam, and diploma	--	N/A	583	--
Petition to appoint counsel on denial of postconviction motion	--	N/A	3	--
Total	--	N/A	975	--
Total other proceedings	--	34^l	1,007	--

Manner of disposition	Total	Disposition of appeals			Disposition of original proceedings		
		Civil	Criminal	Total			
Published written opinion	242	182	88	270	Granted	3	
Published per curiam	26	76	21	97	Modified and affirmed ...	1	
Unpublished per curiam	101	221	26	247	Discipline imposed	10	
Terminated without opinion	292	16	2	18			
		Affirmed/dismissed	2	0	2		
		Affirmed/modified	9	3	12		
		Vacated	7	1	8		

	Time interval (median months)		
	Civil opinions	Criminal opinions	Total opinions
Docketed date to filing date of appellant's brief	2.30	1.40	2.07
Filing date of appellant's brief to filing date of respondent's brief	1.23	1.67	1.33
Filing date of respondent's brief to date of submission	16.07	13.57	15.83
Date of submission to date of decision	1.37	1.83	1.37
Date of decision to date of remittitur	2.07	.70	1.97
Total time--docketing date to date of remittitur	23.90	20.07	23.07

Boldface headings indicate the classifications used by the NCSP.
 N/A = This case type is handled by the court, but the data are unavailable.
 -- = Not applicable.

^fBeginning pending figure for the 1978 court year does not equal the end pending figure for the 1977 court year: The figures are as reported in the 1977 annual report.
^gChange in pending does not equal the difference between filings and dispositions: Figures are as given by the administrative office of the court.
^hData are not complete:
 Total other cases filed and total cases filed figures do not include requests to appeal cases filed.
 Total other proceedings filed only include the number of motions for rehearing filed.
ⁱExplanation of data included in the category:
 Civil appeals filed include two reinstated cases.
 Criminal appeals filed include one reinstated case.
^jAdditional information:
 Pursuant to a new procedure adopted at the beginning of the 1976-77 term, "no merit" cases are now docketed as regular criminal cases by the clerk of court. There were 65 of these cases docketed in FY 1977-78.

Source: Figures were supplied by the administrative office of the court during data verification.

WISCONSIN CIRCUIT COURT AND COUNTY COURT^b
 Court of general jurisdiction
 26 circuits, 70 counties; 181 judges
 January 1, 1978 to December 31, 1978

	Beginning pending	Filed	Disposed	End pending
Civil:				
Tort:				
Other tort:				
Personal injury	8,890	7,330	6,689	9,563 ⁸
Money judgment and repossession	10,811	11,254	9,084	13,010 ⁸
Total	19,701	18,584	15,773	22,573 ⁸
Small claims:				
Contested small claims	17,806	64,925	62,308	20,413 ⁸
Real property rights:				
Real property	1,923	2,593	1,910	2,639 ⁸
Domestic relations:				
Marriage dissolution:				
Divorce	22,375	23,882	19,111	27,126 ⁸
Annulment	165	135	112	195 ⁸
Legal separation	552	224	234	567 ⁸
Total	23,092	24,241	19,457	27,888 ⁸
Support/custody:				
Reciprocal support	3,348	3,531	1,805	5,082 ⁸
Enforcement	379	349	211	519 ⁸
Total	3,727	3,880	2,016	5,601 ⁸
Adoption				
Total	389	1,784	1,530	644 ⁸
Other domestic relations:				
Paternity/illegitimacy	5,047	7,549	7,414	5,154 ⁸
Modification	46	52	27	69 ⁸
Termination of parental rights	275	1,275	1,095	455
Other family	2,218	2,165	1,236	3,152 ⁸
Total	7,586	11,041	9,772	8,830 ⁸
Total	34,794	40,946	32,775	42,963 ⁸
Estate:				
Probate/wills/intestate:				
Estate	15,910	18,156	16,173	17,988 ⁸
Guardianship/conservatorship/trusteeship:				
Guardianships	15,837	3,109	2,347	16,622 ⁸
Trusts	9,339	776	563	9,555 ⁸
Total	25,176	3,885	2,910	26,177 ⁸
Other estate:				
Other proceedings	843	5,510	4,855	1,532 ⁸
Total	41,929	27,551	23,938	45,697 ⁸
Mental health:				
Protective placement	322	695	144	873
Commitments	408	2,302	1,936	775 ⁸
Total	730	2,997	2,080	1,648 ⁸
Appeal:				
Appeals and reviews	1,097	942	841	1,227 ⁸
Extraordinary writ:				
Writs	227	240	197	277 ⁸
Other civil:				
Property damage and contracts	10,408	17,140	14,895	12,690 ⁸
Other civil	5,928	12,488	11,411	7,043 ⁸
Total	16,336	29,628	26,306	19,733 ⁸
Total civil	134,543	188,406	166,128	157,178 ⁸
Criminal:				
Felony	8,205	15,855	14,106	10,007 ⁸
Misdemeanor	8,936	19,624	17,490	11,125 ⁸
Other criminal:				
Contested forfeitures	2,683	7,498	6,709	3,469 ⁸
Total criminal	19,824	42,977	38,305	24,601 ⁸
Traffic:				
DWI/DUI:				
Driving while intoxicated	2,737	8,051	6,265	4,515 ⁸
Other traffic violation:				
Other contested traffic	31,104	74,525	65,316	40,358 ⁸
Juvenile traffic	N/A	3	2	N/A
Total	31,104 ¹	74,528	65,318	40,358 ¹
Total traffic	33,841 ¹	82,579	71,583	44,873 ¹

Wisconsin Circuit Court and County Court (continued)

Juvenile:				
Criminal-type offenses:				
Delinquency/offenses	3,179	15,466	14,551	4,097 ⁸
Status offense:				
In need of supervision	822	7,750	7,392	1,175 ⁸
Non-offense:				
Dependency and neglect	698	4,020	3,810	909 ⁸
Other juvenile:				
Other matters	29	342	327	44
Total juvenile	4,728	27,578	26,080	6,225 ⁸
Grand total	192,936 ¹	341,540	301,096	232,869 ¹

	Trial ^d			Time interval (average days) ¹										Average age of cases at disposition:		
	Jury	Non-jury	Total													
Civil:																
Small claims	18	3,125	3,143											Small claims		
Domestic relations	76	10,398	10,474											Domestic relations		
Estate	1	1,350	1,351											Estate		
Other civil	494	2,974	3,468											Other civil		
Total	589	17,847	18,436											Criminal:		
Criminal:																
Felony	315	1,147	1,462											Felony		
Misdemeanor	177	1,494	1,671											Misdemeanor		
Other criminal	23	965	988											Other criminal		
Total	515	3,606	4,121											Traffic:		
Traffic:																
DWI/DUI	176	1,457	1,633											DWI/DUI		
Other adult traffic	301	10,368	10,669											Other adult traffic		
Total	477	11,825	12,302											Juvenile:		
Juvenile:																
Criminal-type offense	22	1,315	1,337											Criminal-type offense		
Status offense	1	373	374											Status offense		
Other juvenile	2	473	475											Other juvenile		
Total	25	2,161	2,186													
Grand total	1,606	35,439	37,045													
				Age of pending cases (months) ¹												
				Less than one	1 to 2	2 to 3	3 to 4	4 to 5	5 to 6	6 to 9	9 to 12	12 to 15	15 to 18	18 to 24	Over 24	Average age (months)
Civil:																
Small claims	913	793	776	604	774	593	1,736	1,614	1,275	1,437	1,158	2,120	15.1			
Domestic relations	1,381	1,928	2,033	1,772	1,757	1,680	3,958	3,449	2,283	2,125	3,235	8,866	20.3			
Estate	1,246	1,310	1,381	1,223	1,173	1,231	3,166	3,224	2,045	1,746	2,838	25,114	79.4			
Other civil	2,160	2,105	1,951	1,726	1,554	1,634	3,962	3,504	2,787	2,473	3,349	10,508	19.9			
Criminal:																
Felony	577	553	494	443	485	379	880	727	648	709	749	1,224	15.2			
Misdemeanor	628	592	563	413	367	342	708	565	435	541	751	1,595	17.1			
Other criminal	340	297	181	160	150	157	329	298	304	335	384	534	15.2			
Traffic:																
DWI/DUI	485	436	449	356	309	297	572	440	286	243	454	188	8.6			
Other adult traffic	2,608	2,339	1,882	1,721	1,456	1,378	2,583	1,843	1,405	1,638	2,013	1,040	9.0			
Juvenile:																
Criminal-type offense	488	403	322	240	210	175	382	372	345	454	264	49	8.4			
Status offense	244	112	92	60	55	28	116	154	124	96	82	12	7.9			
Other juvenile	99	59	51	34	26	46	92	127	116	83	58	20	9.4			

Boldface headings indicate the classifications used by the NCSP.
 N/A - This case type is handled by the court, but the data are unavailable.

^bParticular court or reporting system information:
 Statistics are collected separately by Milwaukee County, which is not a part of the otherwise statewide information system. Milwaukee County data were included in the caseload inventory chart, but no data from Milwaukee County were available for inclusion in the trial, age of pending, or time interval charts.

^dCase definition or unit of count:
 A civil case is counted with the filing of a petition or complaint.
 The criminal case unit of count is the number of informations or indictments.
 A juvenile disposition is counted with the disposition of a formal petition.
 A trial is counted when any testimony is taken.

¹Data are not complete:
 Pending figures for other traffic violation, total traffic cases, and grand total cases do not include juvenile traffic cases.
 As a result of the existence of two separate statistical information systems (see footnote b), data from the courts in Milwaukee County are not available to be included in trial, age of pending, or time interval charts.

^jExplanation of data included in the category:
 Cases included in the "other civil" category for trial, age of pending, and time interval data are torts, real property rights, mental health, appeals, extraordinary writs, and other civil cases for all areas of the state except for Milwaukee County (see footnote b).
 Cases included in the "other juvenile" category for trial, age of pending, and time interval charts are dependency and neglect and other juvenile cases for all areas of the state except for Milwaukee County (see footnote b).

Source: Unpublished data supplied by the Office of the Administrator of the Courts. Statistics are from the unpublished data except that totals have been computed where necessary.

WISCONSIN MUNICIPAL JUSTICE COURT¹
 Court of limited jurisdiction
 219 courts, 219 justices^c
 January 1, 1978 to December 31, 1978

	Beginning pending	Filed	Disposed	End pending
Criminal^d:				
Total criminal	N/A	N/A	19,615 ^d	N/A
Traffic:				
Parking	N/A	N/A	116,711 ^d	N/A
Other traffic violations:				
Traffic	N/A	N/A	79,373 ^d	N/A
Total traffic	N/A	N/A	196,084 ^d	N/A
Grand total	N/A	N/A	215,699 ^d	N/A

Boldface headings indicate the classifications used by the NCSP.
 N/A = This case type is handled by the court, but the data are unavailable.

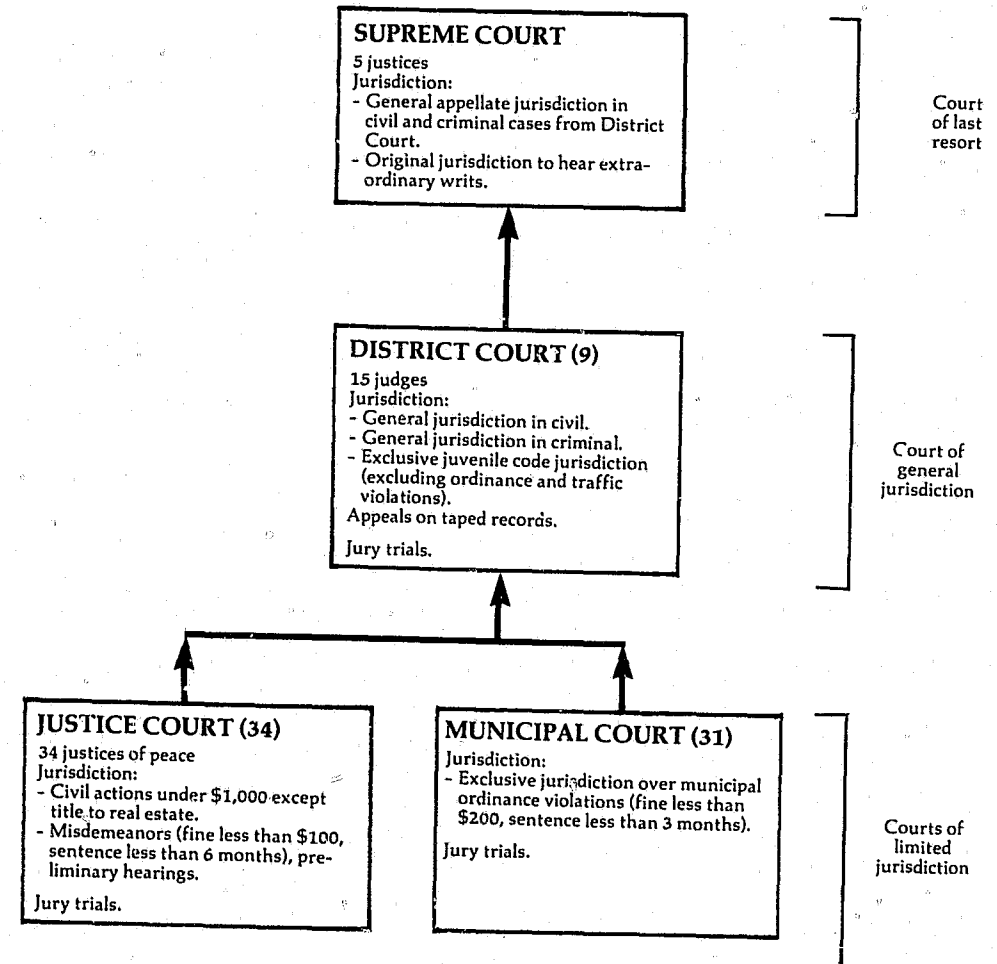
^cJudge information:
 One hundred and sixty three municipal justices reported statistics for 1978. The municipal justice spends average of 2 1/2 hours on the bench and another 3 hours on related court work each week.

^dCase definition or unit of court:
 The criminal case unit of count is the number of complaints.

¹Data are not complete:
 Data were reported for 163 of the 219 court locations.

Source: Data were supplied by the office of the state court administrator during data verification except that totals have been computed where necessary.

WYOMING COURT SYSTEM, 1978



↑ Indicates route of appeal.

CONTINUED

5 OF 6

WYOMING SUPREME COURT
Court of last resort
5 Justices
January 1, 1978 to December 31, 1978

	Beginning pending	Filed	Disposed	End pending
Cases:				
Appeals:				
Civil	X	107	X	X
Criminal	X	40	X	X
Total appeals	X	147	X	X
Other cases:				
Original proceedings	X	10	X	X
Total other cases	X	10	X	X
Total cases	122	157	147	132

Manner of disposition	Time interval (average months)	Status of pending cases (12/31/78)
Opinion 97 ^m	Docketing to maturity 4.0	Not matured 42
Order 42	Maturity to argument 2.4	Matured 7
	Argument to opinion 3.2	Set 28
		Under advisement 48

Disposition of cases

Dismissed	42
-----------------	----

Boldface headings indicate the classifications used by the NCSP.
X = The data for this case type are known to be included in the total but were not available by category.

^mInformation on disposition type or trial data:
The 97 opinions closed 105 cases.

Source: Unpublished data supplied by the clerk of the Supreme Court and the Office of the Court Coordinator. Statistics are from the unpublished data except that totals have been computed where necessary.

WYOMING DISTRICT COURT¹⁾
Court of general jurisdiction
9 districts, 15 judges
January 1, 1978 to December 31, 1978

	Beginning pending ¹⁾	Filed	Disposed ¹⁾	End pending ¹⁾
Civil^{d)}:				
Estate:				
Probate/wills/intestate:	N/A	2,190 ¹⁾	N/A	N/A
Other civil	3,808	9,393	9,178	4,023 ¹⁾
Total civil	3,808 ^{f1)}	11,583	9,178 ¹⁾	4,023 ¹⁾
Criminal^{d)}:				
Felony:				
Criminal	604 ¹⁾	1,404	1,355 ¹⁾	653 ¹⁾
Total criminal	604 ¹⁾	1,404	1,355 ¹⁾	653 ¹⁾
Juvenile:				
Total juvenile	N/A	957	N/A	N/A
Grand total	4,412¹⁾	13,944	10,533¹⁾	4,676¹⁾

	Trial ^{d)}			Civil dispositions ¹⁾		Criminal dispositions	
	Jury	Non-jury	Total	Default	Dismissal	Other	Guilty plea
Civil	56	2,346	2,402	3,378	3,312	86	600
Criminal	60	252	312				366
Total	116	2,598	2,714				77

Boldface headings indicate the classifications used by the NCSP.
N/A = This case type is handled by the court but the data are unavailable.
X = The data for this case type are known to be included in the total but were not available by category.

^{d)}Case definition or unit of count:
A civil case is counted with the filing of a petition or complaint.
The criminal case unit of count is the number of informations.
The trial definition is not consistent statewide.
^{f1)}data are not complete:
Total civil pending and disposed figures do not include any estate data.
Grand total pending and disposed cases do not include any estate or juvenile data or cases filed before 1974 for any other case type.
¹⁾Special source or revision in the data;
¹⁾Estate filing figure was supplied by the office of the court coordinator during data verification.

Source: Unpublished data supplied by the Office of the Court Coordinator. Statistics are from this unpublished source except that totals have been computed where necessary, and additional data were supplied by the office of the court coordinator during data verification.

WYOMING JUSTICE COURT
Court of limited jurisdiction
34 courts, 34 justices of the peace
January 1, 1978 to December 31, 1978

There were no data available for cases handled in the Justice Court for 1978.

WYOMING MUNICIPAL COURT
Court of limited jurisdiction
31 courts
January 1, 1978 to December 31, 1978

There were no data available for cases handled in the Municipal Court for 1978.

Appendix A: technical discussion of estimation procedures

A. Calculation of Missing and Incomplete Data

Least squares regression was used to estimate the total volume of filings and dispositions in trial and appellate courts for 1978. The procedure followed is similar to the one that was used to estimate the national totals for the 1976 and 1977 editions of the Annual Report. The same or a reduced number of independent variables in each regression equation were used to predict 1978 filings and dispositions as were identified by the extended study conducted for the 1976 and 1977 Annual Reports. The coefficients of each regression equation were estimated, using all complete state-level caseload data. Puerto Rico and Guam were not included in the estimation procedure or in the 1978 estimated national totals that were subsequently developed.

The criterion used to identify which variables best predicted the caseload figures was the coefficient of variation (R^2) which tells what percent of the variation in the variable being predicted is explained by variation in the independent variables. The coefficient of variation can have any value between 0% and 100%. The combination of independent variables and variable transformations that produced the highest E^2 for each data element being predicted was chosen as the predictive equation for that data element. The equations that were developed to estimate the 1978 national totals are discussed below.

Appellate Courts

Courts of last resort:

$$\text{Filings} = -2.5 + 1.04 \times 1977 \text{ court of last resort filings} \quad (1)$$

$$\text{Dispositions} = 75 + .90 \times 1978 \text{ court of last resort filings} \quad (2)$$

The number of missing data points that it was necessary to estimate with this pair of equations was small. Complete filing data were supplied by 42 of the 51 possible states and dispositions were given for 45. Only two states were unable to supply complete data for either filings or dispositions.

In previous years, appellate filings were found to be closely related to population figures. The coefficient between estimates of 1976 population and filings in the court of last resort in 1976 was .90; the R^2 value in 1976 was 81%. In 1977 it dropped to 54%. But for 1978 it dropped even lower, to 35%. This value was judged to be unacceptably low, so another variable to predict current year appellate filings was needed. Current year appellate filings were found to be closely related to appellate filings for the preceeding year. Using 1977 filings in courts of last resort to predict 1978 filings, we calculated an R^2 value of 98%. The new predictive equation for filings in courts of last resort is given as equation (1) and was used to estimate filing figures for the nine states that provided incomplete data. Dispositions were estimated from current year filing figures, as they had been done in the

past. For those states with no filing data, the estimate of the filing figure from equation (1) was used as the independent variable in equation (2).

Whether or not complete data were available for the state, estimates of its filings and dispositions were calculated using these equations so that the reader can make an evaluation of the quality of the estimation equations. The estimates for each state are given in Table A. These numbers should be compared to the actual filings and dispositions for each state that are given in the second and third columns of Table 2 in Part I of this report.

Intermediate Appellate Courts

$$\text{Filings} = -22.5 + 1.03 \times 1977 \text{ intermediate appellate court filings} \quad (3)$$

$$\text{Dispositions} = -111 + 1.03 \times 1978 \text{ intermediate appellate court filings} \quad (4)$$

As was the case with the court of last resort, almost all states reported complete data for filings and dispositions in their intermediate appellate courts. The method used to estimate the filing and disposition volume for courts of last resort was used here, also. Of the 27 states with intermediate appellate courts in 1978, only two did not report complete filing data and two did not report disposition data. Population figures were also rejected as acceptable for estimating filing figures for intermediate appellate courts. (The R^2 value was 22%.) Previous year filings were found to be good predictors of current year filings (R^2 value of 99%) for intermediate appellate courts, as was found with courts of last resort. The new predictive equation (3) was calculated using data from 24 states. Data from the new intermediate appellate court in Kansas, the Court of Appeals, were not included in the estimation of equation (3) since that court was created during 1977 and therefore only had filing data for the 6-month period.

The state-by-state estimates for filing and dispositions in intermediate appellate courts, based on equations (3) and (4), are given in Table A. They may be compared to the actual data given in columns eight and nine of Table 2 in Part I of this report.

Trial Courts

Data for trial courts were estimated by case category: civil, criminal, traffic, and juvenile. Far fewer states reported complete data for general and for limited jurisdiction courts than for appellate courts. As a result, the estimates of the national totals of cases filed and disposed in trial courts are not as accurate as those given for appellate courts.

Appendices

TABLE A: Estimates of filings and dispositions in courts of last resort and intermediate appellate courts in 1978 by state

State	Court(s) of last resort		Intermediate appellate courts	
	Filed	Disposed	Filed	Disposed
Alabama.....	848	672	1,223 ^a	1,201 ^a
Alaska.....	637	639	--	--
Arizona.....	1,003	1,070	2,096 ^b	2,139
Arkansas.....	721	598	--	--
California.....	4,013	3,668	11,873	12,610
Colorado.....	764	839	1,189	1,042
Connecticut.....	906	886	--	--
Delaware.....	377	398	--	--
District of Columbia.....	1,409	1,234	--	--
Florida.....	2,348	2,528	9,998	9,749
Georgia.....	1,558	1,423	2,227	1,951
Hawaii.....	327	410	--	--
Idaho.....	388	379	--	--
Illinois.....	1,186	1,194	4,553	4,437
Indiana.....	494	492	936	812
Iowa.....	1,282	1,409	391	270
Kansas.....	(b)	(b)	(b)	705 ^b
Kentucky.....	480	765	2,010	1,508
Louisiana.....	2,361	2,228	2,512	2,349
Maine.....	393	453	--	--
Maryland.....	580	599	1,620	1,584
Massachusetts.....	1,374	1,305	1,228	971
Michigan.....	1,565	1,540	5,476	5,300
Minnesota.....	1,042	1,075	--	--
Mississippi.....	829	768	--	--
Missouri.....	693	625	2,242	2,214
Montana.....	487	538	--	--
Nebraska.....	635	643	--	--
Nevada.....	1,137	998	--	--
New Hampshire.....	326	352	--	--
New Jersey.....	1,657	1,558	6,204	6,176
New Mexico.....	657	660	616	444
New York.....	3,514	3,221	9,330 ^a	9,509 ^a
North Carolina.....	483	559	1,137	1,461
North Dakota.....	191	246	--	--
Ohio.....	1,579	2,243	8,287	7,669
Oklahoma.....	2,086 ^a	828 ^a	388	351
Oregon.....	921	755	2,450	3,091
Pennsylvania.....	1,613	1,540	6,603 ^a	6,697 ^a
Rhode Island.....	443	473	--	--
South Carolina.....	505	714	--	--
South Dakota.....	298	325	--	--
Tennessee.....	914	803	1,545 ^a	1,357 ^a
Texas.....	5,971 ^a	5,395 ^a	2,059	2,128
Utah.....	659	634	--	--
Vermont.....	377	396	--	--
Virginia.....	2,013	1,728	--	--
Washington.....	663	660	2,086	2,047
West Virginia.....	898	713	--	--
Wisconsin.....	940	916	--	--
Wyoming.....	150	215	--	--

-- = Not applicable. These states do not have an intermediate appellate court.

^aData for the two courts of last resort in Oklahoma and in Texas and for the two intermediate appellate courts in Alabama, New York, Pennsylvania, and Tennessee were added together before they were analyzed.

^bThese data from Kansas were not included in the analysis and no estimates were made for them. An intermediate appellate court was created in the middle of 1977, so intermediate appellate court data for 1977 represented only 6 months of activity. The jurisdiction of the Kansas court of last resort was changed as a result of the creation of the new court, so those data between the two years were not comparable. Actual data reported for these courts were used in the calculation of the national total filing and disposition figures.

Civil:

$$\text{Filings} = 11,190 + .056 \times \text{total state expenditures} \quad (5)$$

$$\text{Dispositions} = -10,310 + .98 \times \text{trial court civil filings} \quad (6)$$

Equation (5) is based on data from 21 states, while equation (10) is based on data from only 14. Data from California were excluded from equation (6) when a graph of the data demonstrated that the relationship between filings and dispositions in California was very different from the relationship that existed in other states. Since the filing and disposition volume in California is much greater than it is in other states, it would have had an undue influence on the estimates had it been included in equation (6). Including California would artificially increase the R² value but would also increase the error in the estimate of the number of filings in all of the other states. Therefore, California was excluded from the development of equation (6) and no estimate of civil dispositions in California is given in Table B.

The estimates of the volume of civil filings and dispositions in trial courts in all states but California are given in Table B. These figures may be compared to columns eighteen and nineteen in Table 18 in Part I of this volume.

Criminal:

$$\text{Filings} = 34,768 + .037 \times \text{total state population} \quad (7)$$

$$\text{Dispositions} = 231 + .92 \times \text{trial court criminal filings} \quad (8)$$

Equation (7) was based on data from 17 states, while equation (8) was based on data from 15 states.

The estimates of criminal filings and dispositions for all states are given in Table B and may be compared to columns eighteen and nineteen in Table 30 in Part I of this volume.

Traffic:

$$\text{Filings} = 4,484 + .26 \times \text{state population living within standard metropolitan statistical areas (SMSA pop)} \quad (9)$$

$$\text{Dispositions} = 7,485 + .93 \times \text{trial court traffic filings} \quad (10)$$

The procedure used to estimate the number of traffic cases filed and disposed during 1978 was a modification of that used for 1976. A few states include parking cases as a part of their traffic caseload; most do not. In order to prevent those few states that include parking cases from inflating the estimates for states that do not include parking cases in their caseload, parking cases were subtracted from the traffic caseload where possible before the regression equation was estimated. The states reporting complete traffic data from which parking cases could be eliminated were

California, Hawaii, Illinois, and New Jersey. Equation (9) was estimated with complete traffic filing data (minus parking cases) from 17 states, while equation (10) was estimated with complete dispositions minus parking cases from 14. The estimates given for traffic cases in Table B are for all traffic cases except parking. When the estimates of the number of traffic cases filed and disposed during 1978 were calculated, all known parking data were added back into the total, whether they were complete or not. Since the data estimated and given in Table B do not include all traffic cases, they are not directly comparable to any of the tables contained in Part I of this report.

Juvenile:

$$\text{Filings} = -7,578 + 20.9 \times \sqrt{\text{SMSA pop}} \quad (11)$$

$$\text{Dispositions} = 5,712 + .95 \times \text{trial court juvenile filings} \quad (12)$$

Complete juvenile data were reported by more states than were data for any other category of trial court cases. Filing estimates were based on data from 33 states; disposition estimates were based on data from 22. However, the R² value for measuring the adequacy of the estimation equation was lower for juvenile filings than it was for any of the other equations. This is probably a reflection of the different way each state counts juvenile cases. Equation (11) produced negative estimates of the numbers of the case filings for two states, because of the large negative intercept term and the small number of people who live in SMSAs in those two states. When calculating the estimate of the total number of juvenile cases filed, complete data were available for both of the states, so the national total estimate was unaffected by those two estimates.

B. Calculation of the Estimates of National Totals

For each of the twelve categories of data represented above by an estimation equation, an estimate of the national total volume was calculated. The best estimate of the individual figure for each of the twelve categories of data was identified for each state. Complete data were used when they were available. Where complete data were not available, the estimate of the actual figure that was generated by the appropriate estimation equation was used. Actual figures or estimates for all 50 states and the District of Columbia were added together to produce the estimates of the national totals. For traffic filings and dispositions, parking cases that had been removed from analysis at earlier stages of the estimation procedure as discussed above were added into the total of other traffic cases to produce the estimates of filings and dispositions for all traffic cases. Finally, the estimates of total filings were added together by level of court to produce estimates of the total number of cases filed in all appellate courts and in all trial courts. Total dispositions for appellate and trial courts were produced in a similar manner. The estimates of caseload volume for appellate courts is given in Table 1 and for trial courts in Table 14 in Part I of this volume.

TABLE B: Estimates of filings and dispositions of civil, criminal, traffic, and juvenile cases in trial courts in 1978 by state

State	Civil		Criminal		Traffic ^a		Juvenile	
	Filed	Disposed	Filed	Disposed	Filed	Disposed	Filed	Disposed
Alabama.....	178,848	165,070	176,322	161,825	597,420	562,348	24,282	23,202
Alaska.....	95,132	13,127	49,573	18,802	50,488	87,866	1,296	1,238
Arizona.....	133,492	120,593	127,734	117,296	453,020	428,234	20,132	19,237
Arkansas.....	96,034	83,861	117,507	107,923	219,679	211,515	11,615	8,769
California.....	1,447,394	(b)	877,997	728,532	(b)	(b)	87,392	100,547
Colorado.....	153,801	144,157	136,927	125,721	556,272	524,131	23,157	16,036
Connecticut.....	231,819	193,199	149,037	83,797	705,273	307,242	27,059	14,193
Delaware.....	48,535	37,283	56,847	52,330	105,948	105,886	5,601	8,315
District of Columbia..	102,748	144,906	59,505	26,197	176,742	57,343	9,594	6,100
Florida.....	372,681	457,992	371,927	302,699	1,891,145	1,988,967	89,254	47,064
Georgia.....	223,188	208,550	229,930	210,955	743,609	698,123	27,993	32,338
Hawaii.....	106,358	22,693	69,067	37,257	188,499	189,564	10,171	7,411
Idaho.....	52,766	36,927	68,403	27,009	43,587	205,644	604	7,563
Illinois.....	551,734	666,017	456,918	474,941	2,341,981	2,390,103	55,681	27,885
Indiana.....	215,516	201,027	235,838	216,370	971,328	909,621	33,106	23,302
Iowa.....	162,319	130,718	142,539	162,469	279,739	184,572	14,129	5,919
Kansas.....	129,431	116,611	120,904	111,036	282,039	255,595	14,220	24,816
Kentucky.....	176,761	152,465	168,088	187,063	407,783	231,430	18,698	32,597
Louisiana.....	223,978	209,324	185,146	169,912	644,702	606,262	25,528	24,393
Maine.....	76,234	64,445	75,935	69,823	68,122	70,754	2,859	5,112
Maryland.....	358,916	341,646	190,278	126,081	900,789	642,059	31,594	23,377
Massachusetts.....	474,449	454,939	246,803	226,419	1,270,862	1,187,818	38,983	50,747
Michigan.....	546,826	525,912	374,511	343,460	1,913,636	1,784,804	49,591	47,386
Minnesota.....	253,933	238,699	182,635	167,611	663,359	623,590	26,007	24,850
Mississippi.....	118,769	106,155	126,627	116,281	169,075	164,516	9,208	8,799
Missouri.....	190,412	172,947	214,608	196,913	794,980	745,835	29,209	17,707
Montana.....	55,925	44,530	63,825	58,725	53,043	56,749	1,539	1,471
Nebraska.....	87,403	60,041	92,401	84,914	183,132	77,571	9,910	4,469
Nevada.....	57,392	45,969	61,314	56,424	142,495	139,829	7,793	7,446
New Hampshire.....	55,982	44,586	67,775	62,345	75,502	86,896	4,199	4,102
New Jersey.....	440,263	446,342	306,356	345,054	1,723,232	1,075,888	46,666	88,272
New Mexico.....	74,034	62,288	80,993	74,459	109,015	87,990	5,799	3,642
New York.....	1,541,152	1,500,958	4,381,058	4,015,348	4,013,447	3,735,037	75,266	71,919
North Carolina.....	340,131	318,528	246,655	379,356	649,302	765,225	25,647	20,667
North Dakota.....	48,704	37,449	58,804	17,387	61,989	65,058	2,344	5,455
Ohio.....	504,573	592,994	433,326	39,938	2,192,725	2,044,013	(b)	201,176
Oklahoma.....	141,446	128,393	142,318	130,662	414,428	392,391	18,913	7,779
Oregon.....	155,493	142,167	127,439	117,025	375,580	356,311	17,627	14,004
Pennsylvania.....	588,628	400,933	472,831	433,567	2,418,142	2,253,372	56,703	35,703
Rhode Island.....	83,849	71,913	70,101	64,477	224,279	215,787	11,820	11,294
South Carolina.....	132,646	119,765	147,044	134,993	364,590	346,103	17,251	16,404
South Dakota.....	48,253	37,007	60,207	55,409	54,066	57,699	1,635	1,562
Tennessee.....	273,000	257,396	199,508	183,075	702,973	660,382	27,002	25,801
Texas.....	509,030	488,849	533,122	488,822	2,653,528	2,471,991	59,764	57,106
Utah.....	76,629	64,833	85,128	78,248	267,216	255,666	22,210	22,328
Vermont.....	39,735	11,623	53,155	17,890	4,484	73,539	0	1,048
Virginia.....	348,593	507,928	299,587	310,844	866,797	846,760	(b)	121,074
Washington.....	215,516	162,694	178,242	127,871	690,194	1,243,105	26,684	16,632
West Virginia.....	101,789	89,505	105,656	97,062	175,975	170,924	9,556	5,843
Wisconsin.....	299,176	174,442	205,747	188,792	756,388	709,992	28,300	26,352
Wyoming.....	39,904	28,820	50,681	46,679	4,484	11,649	0	914

^aTraffic estimates do not include parking cases.

^bNo estimates are given for these figures since they were not included in the predictive equation. The actual numbers were used for the compilation of the 1978 estimates of the national filing totals for these types of cases.

All the reported estimates of the national total caseload figures given in Tables 1 and 14 are actually the midpoints of ranges of numbers, each of which contain the actual number it is meant to estimate. As such, the estimates are reported as round numbers in Tables 1 and 14 and

should be considered as "ballpark" estimates of the actual data. They may be compared to the midpoints of the ranges that were reported as estimates of the total caseload in trial and appellate courts in the 1976 Annual Report and to the numbers given in the 1977 Annual Report.

Appendix B: Sources of 1978 state court caseload statistics

STATE	COURTS OF LAST RESORT	INTERMEDIATE APPELLATE COURTS	GENERAL JURISDICTION COURTS	LIMITED JURISDICTION COURTS
Alabama	Annual Report, 1978 (unpublished) (The Administrative Director of the Courts)	Annual Report, 1978 (unpublished) (The Administrative Director of the Courts) and unpublished data provided by the clerk of the Court of Civil Appeals and the Court of Criminal Appeals	Annual Report, 1978 (unpublished) (The Administrative Director of the Courts)	Annual Report, 1978 (unpublished) (The Administrative Director of the Courts)
Alaska	Alaska Court System, 1978 Annual Report (Administrative Director of the Courts) and memo from clerk to Justices of Supreme Court entitled "Supreme Court Activity 1978"	--	Alaska Court System, 1978 Annual Report (Administrative Director of the Courts)	Alaska Court System, 1978 Annual Report (Administrative Director of the Courts)
Arizona	The Arizona Courts, 1978 Judicial Report (Arizona Supreme Court)	The Arizona Courts, 1978 Judicial Report (Arizona Supreme Court)	The Arizona Courts, 1978 Judicial Report (Arizona Supreme Court)	The Arizona Courts, 1978 Judicial Report (Arizona Supreme Court)
Arkansas	Fourteenth Annual Report, 1978 Judicial Statistics (Executive Secretary, Judicial Department)	--	Fourteenth Annual Report, 1978 Judicial Statistics (Executive Secretary, Judicial Department)	Fourteenth Annual Report, 1978 Judicial Statistics (Executive Secretary, Judicial Department)
California	1979 Annual Report of the Administrative Office of the California Courts (Judicial Council of California) and unpublished data provided by the Administrative Office of the Courts	1979 Annual Report of the Administrative Office of the California Courts (Judicial Council of California) and unpublished data provided by the Administrative Office of the Courts	1979 Annual Report of the Administrative Office of the California Courts (Judicial Council of California) and unpublished data provided by the Administrative Office of the Courts	1979 Annual Report of the Administrative Office of the California Courts (Judicial Council of California) and unpublished data provided by the Administrative Office of the Courts
Colorado	Annual Statistical Report of the Colorado Judiciary 1977-78 (Office of the State Court Administrator)	Annual Statistical Report of the Colorado Judiciary 1977-78 (Office of the State Court Administrator)	Annual Statistical Report of the Colorado Judiciary, 1977-78 (Office of the State Court Administrator)	Annual Statistical Report of the Colorado Judiciary, 1977-78 (Office of the State Court Administrator)
Connecticut	Biennial Report of the Connecticut Judicial Department 1976-78 (Chief Court Administrator, Judicial Department)	--	Biennial Report of the Connecticut Judicial Department 1976-78 (Chief Court Administrator, Judicial Department) and unpublished data provided by the Office of the Chief Court Administrator	Biennial Report of the Connecticut Judicial Department 1976-78 (Chief Court Administrator, Judicial Department) and unpublished data provided by the Office of the Chief Court Administrator
Delaware	1978 Annual Report of the Delaware Judiciary Director, Administrative Office of the Courts	--	1978 Annual Report of the Delaware Judiciary Director, Administrative Office of the Courts	1978 Annual Report of the Delaware Judiciary Director, Administrative Office of the Courts
District of Columbia	1978 Annual Report (Joint Committee on Judicial Administration in the District of Columbia and Executive Officer)	--	1978 Annual Report (Joint Committee on Judicial Administration in the District of Columbia and Executive Officer)	--
Florida	Florida Judicial System Statistical Report 1978 (Office of State Courts Administrator) and Supreme Court of Florida January and June Terms, 1978 (unpublished) (Clerk of the Supreme Court)	Florida Judicial System Statistical Report 1978 (Office of State Courts Administrator)	Florida Judicial System Statistical Report 1978 (Office of State Courts Administrator)	Florida Judicial System Statistical Report 1978 (Office of State Courts Administrator)
Georgia	Unpublished data provided by the Clerk of the Supreme Court and "Analysis of the cases and enumerations of error decided by the Supreme Court of Georgia" (J.A. McIntire and P.A. Marlowe)	Unpublished data provided by the Clerk of the Court of Appeals	Fifth Annual Report (Administrative Office of the Courts)	Fifth Annual Report (Administrative Office of the Courts)
Guam	--	--	1978 Annual Report (Superior Court of Guam)	--

-- Indicates that the state has no court at this level.

(continued on next page)

STATE	COURTS OF LAST RESORT	INTERMEDIATE APPELLATE COURTS	GENERAL JURISDICTION COURTS	LIMITED JURISDICTION COURTS
Hawaii	State of Hawaii: Annual Report 1977-1978 (Administrative Director of the Courts)	--	State of Hawaii: Annual Report 1977-78 (Administrative Director of the Courts) and unpublished data provided by the Office of the Administrative Director	State of Hawaii: Annual Report 1977-78 (Administrative Director of the Courts)
Idaho	The Idaho Courts 1978 Annual Report and Appendix (Administrative Office of the Courts)	--	Idaho Courts 1978 Annual Report (Administrative Office of the Courts)	--
Illinois	1978 Annual Report of the Supreme Court of Illinois (Administrative Office of the Illinois Courts)	1978 Annual Report of the Supreme Court of Illinois (Administrative Office of the Illinois Courts)	1978 Annual Report of the Supreme Court of Illinois (Administrative Office of the Illinois Courts)	--
Indiana	1978 Indiana Judicial Report (Division of State Court Administration)	1978 Indiana Judicial Report (Division of State Court Administration)	1978 Indiana Judicial Report (Division of State Court Administration)	1978 Indiana Judicial Report (Division of State Court Administration)
Iowa	1978 and 1979 Annual Statistical Reports (Court Administrator of the Judicial Department)	1978 Annual Statistical Report (Court Administrator of the Judicial Department)	1978 Annual Statistical Report (Court Administrator of the Judicial Department)	--
Kansas	Annual Report on the Courts of Kansas, July 1, 1977 through June 30, 1978 (Office of Judicial Administration)	Annual Report on the Courts of Kansas, July 1, 1977 through June 30, 1978 (Office of Judicial Administration)	Annual Report on the Courts of Kansas, July 1, 1977 through June 30, 1978 (Office of Judicial Administration)	Not available
Kentucky	Annual Report, 1978 (Administrative Office of the Courts)	Annual Report, 1978 (Administrative Office of the Courts)	Annual Report 1978 (Administrative Office of the Courts)	Annual Report, 1977 (Administrative Office of the Courts)
Louisiana	Judicial Council Annual Report with 1978 Statistics and Related Data (Judicial Administrator)	Judicial Council Annual Report with 1978 Statistics and Related Data (Judicial Administrator)	Judicial Council Annual Report with 1978 Statistics and Related Data (Judicial Administrator)	Judicial Council Annual Report with 1978 Statistics and Related Data (Judicial Administrator)
Maine	Annual Report 1978 (Administrative Office of the Courts)	--	Annual Report 1978 (Administrative Office of the Courts)	Annual Report 1978 (Administrative Office of the Courts)
Maryland	Annual Report 1977-78 (Administrative Office of the Courts)	Annual Report 1977-78 (Administrative Office of the Courts)	Annual Report 1977-78 (Administrative Office of the Courts)	Annual Report 1977-78 (Administrative Office of the Courts)
Massachusetts	Unpublished data supplied by the Supreme Judicial Court	Unpublished data supplied by the Supreme Judicial Court	Annual Report--The Office of the Chief Administrative Justice of the Trial Court, 1978 (Chief Administrative Justice)	Annual Report--The Office of the Chief Administrative Justice of the Trial Court, 1978 and 1979 (Chief Administrative Justice)
Michigan	Annual Report 1978-79 (State Court Administrator)	Annual Report 1978-79 (State Court Administrator)	Annual Report 1977-78 (State Court Administrator)	Annual Report 1977-78 (State Court Administrator)
Minnesota	Unpublished data supplied by the Office of the State Court Administrator	--	Unpublished data supplied by the Office of the State Court Administrator	Unpublished data supplied by the Office of the State Court Administrator
Mississippi	12th and 13th Annual Statistical Reports 1977, 1978 (Executive Assistant, Supreme Court)	--	First Annual Report (Mississippi Judicial Council)	First Annual Report (Mississippi Judicial Council)

-- Indicates that the state has no court at this level

(continued on next page)

Sources of 1978 state court caseload statistics (continued)

STATE	COURTS OF LAST RESORT	INTERMEDIATE APPELLATE COURTS	GENERAL JURISDICTION COURTS	LIMITED JURISDICTION COURTS
Missouri	Judicial Department of Missouri Annual Statistical Report 1978 (Office of the State Court Administrator)	Judicial Department of Missouri Annual Statistical Report 1978 (Office of the State Court Administrator)	Judicial Department of Missouri Annual Statistical Report 1978 (Office of the State Court Administrator)	Judicial Department of Missouri Annual Statistical Report 1978 (Office of the State Court Administrator)
Montana	1978 Annual Report (Montana Supreme Court)	--	1978 Annual Report (Montana Supreme Court)	Not available
Nebraska	The Courts of Nebraska 1978 (Office of the State Court Administrator) and unpublished data provided by the Clerk of the Supreme Court	--	The Courts of Nebraska 1978 (Office of the State Court Administrator) and unpublished data provided by the Office of the State Court Administrator	The Courts of Nebraska 1978 (Office of the State Court Administrator) and unpublished data provided by the Office of the State Court Administrator
Nevada	Unpublished data provided by the Administrative Office of the Courts	--	Unpublished data provided by the Clerk of the 2nd District	Not available
New Hampshire	Seventeenth Biennial Report of the Judicial Council of the State of New Hampshire (Chairman, Judicial Council)	--	Seventeenth Biennial Report of the Judicial Council of the State of New Hampshire (Chairman, Judicial Council)	Seventeenth Biennial Report of the Judicial Council of the State of New Hampshire (Chairman, Judicial Council)
New Jersey ..	Annual Report 1977-78 (Administrative Director of the Courts)	Annual Report 1977-78 (Administrative Director of the Courts)	Annual Report 1977-78 (Administrative Director of the Courts)	Annual Report 1977-78 and Proceedings in the Municipal Courts, Sept 1, 1977 to Aug. 31, 1978 (Administrative Director of the Courts)
New Mexico ..	Annual Report 1978 (Judicial Department of the State of New Mexico)	Annual Report 1978 (Judicial Department of the State of New Mexico)	Annual Report 1978 (Judicial Department of the State of New Mexico)	Annual Report, 1978 (Judicial Department of the State of Mexico)
New York	First Annual Report 1979 (Chief Administrator of the Courts)	First Annual Report 1979 (Chief Administrator of the Courts)	First Annual Report 1979 (Chief Administrator of the Courts)	First Annual Report 1979 (Chief Administrator of the Courts)
North Carolina	Supreme Court Caseload Statistics, Spring Term 1978; Fall Term 1978 (unpublished) (Clerk of Supreme Court)	North Carolina Courts 1978 (Administrative Office of the Courts) and unpublished data from Clerk of Court of Appeals	North Carolina Courts 1978 (Administrative Office of the Courts)	North Carolina Courts 1978 (Administrative Office of the Courts)
North Dakota.	Annual Reports, 1977, 1978 (North Dakota Judicial Council)	--	Annual Report, 1978 (North Dakota Judicial Council)	Annual Report, 1978 (North Dakota Judicial Council)
Ohio	Ohio Courts Summary 1978 (Office of the Administrative Director)	Ohio Courts Summary 1978 (Office of the Administrative Director)	Ohio Courts Summary 1978 (Office of the Administrative Director)	Ohio Courts Summary 1978 (Office of the Administrative Director)
Oklahoma	Report on the Judiciary 1978 (Administrative Director of the Courts)	Report on the Judiciary 1978 (Administrative Director of the Courts)	Report on the Judiciary 1978 (Administrative Director of the Courts)	Report on the Judiciary 1978 (Administrative Director of the Courts)
Oregon	25th Annual Report Relating to Judicial Administration in the Courts of Oregon, 1978 (Office of the State Court Administrator)	25th Annual Report Relating to Judicial Administration in the Courts of Oregon, 1978 (Office of the State Court Administrator)	24th and 25th Annual Reports Relating to Judicial Administration in the Courts of Oregon, 1977 and 1978 (Office of the State Court Administrator)	24th and 25th Annual Reports Relating to Judicial Administration in the Courts of Oregon, 1977 and 1978 (Office of the State Court Administrator)

-- Indicates that the state has no court at this level

(continued on next page)

STATE	COURTS OF LAST RESORT	INTERMEDIATE APPELLATE COURTS	GENERAL JURISDICTION COURTS	LIMITED JURISDICTION COURTS
Pennsylvania.	1978 Annual Report (Administrative Office of the Pennsylvania Courts)	1978 Annual Report (Administrative Office of the Pennsylvania Courts)	1978 Annual Report (Administrative Office of the Pennsylvania Courts)	1978 Annual Report (Administrative Office of the Pennsylvania Courts)
Puerto Rico..	Annual Report 1977-78 (Office of Court Administration)	--	Annual Report 1977-78 (Office of Court Administration)	Annual Report 1977-78 (Office of Court Administration)
Rhode Island.	Report on the Judiciary, 1978 (Administrative Office of the Courts)	--	Report on the Judiciary, 1978 (Administrative Office of the Courts)	Report on the Judiciary, 1978 (Administrative Office of the Courts)
South Carolina	Unpublished data provided by the Clerk of the Supreme Court	--	Annual Report, 1979 (The Judicial Department of South Carolina)	Annual Report, 1979 (The Judicial Department of South Carolina)
South Dakota.	Benchmark: Biennial Report of the South Dakota Unified Judicial System FY 1978-1979 (State Court Administrator's Office) and unpublished data provided by the Clerk of the Supreme Court	--	Benchmark: A Biennial Report of the South Dakota Unified Judicial System, FY 1977-1978 (State Court Administrator's Office)	--
Tennessee ...	1978 Annual Report (Executive Secretary, Supreme Court of Tennessee)	1978 Annual Report (Executive Secretary, Supreme Court of Tennessee)	1978 Annual Report (Executive Secretary, Supreme Court of Tennessee)	1978 Annual Report (Executive Secretary, Supreme Court of Tennessee)
Texas	50th Annual Report 1978 (Texas Judicial Council)	50th Annual Report 1978 (Texas Judicial Council)	50th Annual Report 1978 (Texas Judicial Council)	50th Annual Report 1978 (Texas Judicial Council)
Utah	Unpublished data provided by the Clerk of the Supreme Court	--	Annual Report, Utah Courts July 1, 1977-June 30, 1978 (Utah Judicial Council)	Annual Report, Utah Courts July 1, 1977-June 30, 1978 (Utah Judicial Council) and Juvenile Court for the State of Utah, Annual Report, 1978 (Administrative Office of Juvenile Court)
Vermont	Judicial Statistics for Year Ending June 30, 1978 (Office of the Court Administrator)	--	Judicial Statistics for Year Ending June 30, 1978 (Office of the Court Administrator)	Judicial Statistics for Year Ending June 30, 1978 (Office of the Court Administrator)
Virginia	State of the Judiciary Reports 1977, 1978 (Office of the Executive Secretary, Supreme Court)	--	State of the Judiciary Report 1978 (Office of the Executive Secretary, Supreme Court)	State of the Judiciary Report 1978 (Office of the Executive Secretary, Supreme Court)
Washington ..	22nd Annual Report 1978 (Office of the Administrator for the Courts)	22nd Annual Report 1978 (Office of the Administrator for the Courts)	22nd Annual Report 1978 (Office of the Administrator for the Courts)	22nd Annual Report 1978 (Office of the Administrator for the Courts)
West Virginia	Unpublished data provided by the Administrative Office of the Courts	--	Unpublished data provided by the Administrative Office of the Courts	Unpublished data provided by the Administrative Office of the Courts
Wisconsin ...	Unpublished data provided by the Office of the Administrator of the Courts	--	Unpublished data provided by the Office of the Administrator of the Courts	Unpublished data provided by the Office of the Administrator of the Courts
Wyoming	Unpublished data from the Clerk of the Supreme Court and the Office of the Court Coordinator	--	Unpublished data provided by the Office of the Courts Coordinator	Not available

-- Indicates that the state has no court at this level.

NATIONAL CENTER FOR STATE COURTS
National Court Statistics Project

USER EVALUATION
State Court Caseload Statistics: Annual Report, 1978

Dear Reader:

The National Court Statistics Project is interested in your comments and suggestions about this report. We have provided this form for whatever opinions you wish to express about it. Please cut out both of these pages, staple them together, and mail to the preprinted address.

Thank you for your help.

1. For what purpose did you use this report?

2. For that purpose, the report- Met most of my needs
 Met some of my needs Met none of my needs

3. How will this report be useful to you?

Data source Other (please specify) _____
 Teaching material _____
 Reference for article or report Will not be useful to me
(please explain) _____
 General information _____
 Criminal justice program planning _____

4. Which parts of the report, if any, were difficult to understand or use?
How could they be improved?

5. Can you point out specific parts of the text or table notes that are not clear or terms that need to be defined?

6. Are there ways this report could be improved that you have not mentioned?

7. Please suggest other topics you would like to see addressed in future reports using state court caseload data.

8. In what capacity did you use this report?

- Researcher
- Educator
- Student
- Criminal justice agency employee
- Government other than criminal justice - Specify _____
- Other - Specify _____

9. If you used this report as a governmental employee, please indicate the level of government.

- Federal
- County
- Other - Specify _____
- State
- Municipal

10. If you used this report as a criminal justice agency employee, please indicate the sector in which you work.

- Law enforcement (police)
- Corrections
- Legal services and prosecution
- Parole
- Public or private defense services
- Criminal justice planning
- Courts or court administration
- Other criminal justice agency - Specify type _____
- Probation

11. If you used this report as a criminal justice employee, please indicate the type of position you hold. Mark all that apply.

- Agency or institution administrator
- Program or project manager
- General program planner/evaluator/analyst
- Statistician
- Budget planner/evaluator/analyst
- Other - Specify _____
- Operations or management planner/evaluator/analyst

12. Additional comments

Please
Affix
Postage

National Court Statistics Project
National Center for State Courts
300 Newport Avenue
Williamsburg, VA 23185

(fold here)

(fold here)

(Optional)

Name _____ Telephone () - _____

Number and street _____

City _____ State _____ Zip _____

END