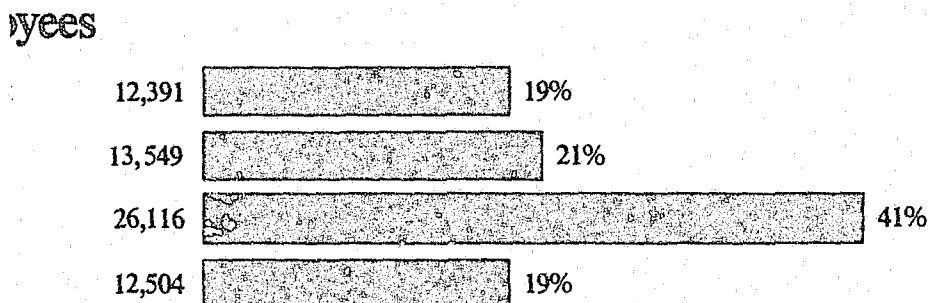
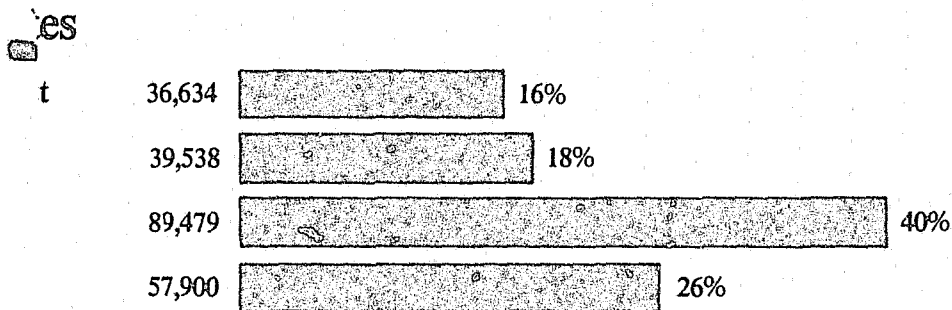
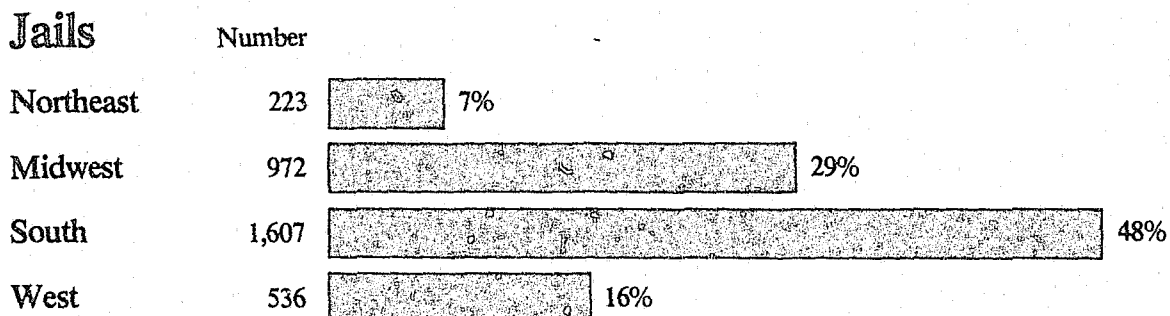




Census of Local Jails, 1983

Vol. IV. The West Data for Individual Jails



112799

Bureau of Justice Statistics reports

(revised November 1988)

Call toll-free 800-732-3277 (local 301-251-5500) to order BJS reports, to be added to one of the BJS mailing lists, or to speak to a reference specialist in statistics at the Justice Statistics Clearinghouse, National Criminal Justice Reference Service, Box 6000, Rockville, MD 20850.

BJS maintains the following mailing lists:

- o Drugs and crime data (new)
- o White-collar crime (new)
- o National Crime Survey (annual)
- o Corrections (annual)
- o Juvenile corrections (annual)
- o Courts (annual)
- o Privacy and security of criminal history information and information policy
- o Federal statistics (annual)
- o BJS bulletins and special reports (approximately twice a month)
- o Sourcebook of Criminal Justice Statistics (annual)

Single copies of reports are free; use NCJ number to order. Postage and handling are charged for bulk orders of single reports. For single copies of multiple titles, up to 10 titles are free; 11-40 titles \$10; more than 40, \$20; libraries call for special rates.

Public-use tapes of BJS data sets and other criminal justice data are available from the Criminal Justice Archive and Information Network, P.O. Box 1248, Ann Arbor, MI 48106 (313-763-5010).

National Crime Survey

Criminal victimization in the U.S.:

- 1986 (final report), NCJ-111456, 9/88
- 1985 (final report), NCJ-104273, 5/87
- 1984 (final report), NCJ-100435, 5/86
- 1983 (final report), NCJ-96459, 10/85

BJS special reports:

- Motor vehicle theft, NCJ-109978, 3/88
- Elderly victims, NCJ-107676, 11/87
- Violent crime trends, NCJ-107217, 11/87
- Robbery victims, NCJ-104638, 4/87
- Violent crime by strangers and nonstrangers, NCJ-103702, 1/87
- Preventing domestic violence against women, NCJ-102037, 8/86
- Crime prevention measures, NCJ-100438, 3/86
- The use of weapons in committing crimes, NCJ-99643, 1/86
- Reporting crimes to the police, NCJ-99432, 12/85
- Locating city, suburban, and rural crime, NCJ-99535, 12/85
- The risk of violent crime, NCJ-97119, 5/85
- The economic cost of crime to victims, NCJ-93450, 4/84
- Family violence, NCJ-93449, 4/84

BJS bulletins:

- Criminal victimization 1987, NCJ-113587, 10/88
- Households touched by crime, 1987, NCJ-111240, 5/88
- The crime of rape, NCJ-96777, 3/85
- Household burglary, NCJ-96021, 1/85
- Violent crime by strangers, NCJ-80829, 4/82
- Crime and the elderly, NCJ-79614, 1/82
- Measuring crime, NCJ-75710, 2/81

- The seasonality of crime victimization, NCJ-111033, 6/88
- Series crimes: Report of a field test (BJS technical report), NCJ-104615, 4/87
- Crime and older Americans information package, NCJ-104569, \$10, 5/87
- Lifetime likelihood of victimization, (BJS technical report), NCJ-104274, 3/87
- Teenage victims, NCJ-103138, 12/86

Response to screening questions in the National Crime Survey (BJS technical report), NCJ-97624, 7/85

Victimization and fear of crime: World perspectives, NCJ-93872, 1/85

The National Crime Survey: Working papers, vol. I: Current and historical perspectives, NCJ-75374, 8/82
vol. II: Methodological studies, NCJ-90307, 12/84

Corrections

BJS bulletins and special reports:

- Capital punishment 1987, NCJ-111939, 7/88
- Drug use and crime: State prison inmate survey, 1986, NCJ-111940, 7/88
- Prisoners in 1987, NCJ-110331, 4/88
- Timed served in prison and on parole 1984, NCJ-108544, 1/88
- Profile of State prison inmates, 1986, NCJ-109926, 1/88
- Imprisonment in four countries, NCJ-103967, 2/87
- Population density in State prisons, NCJ-103204, 12/86
- State and Federal prisoners, 1925-85, 102494, 11/86
- Prison admissions and releases, 1983, NCJ-100582, 3/86
- Examining recidivism, NCJ-96501, 2/85
- Returning to prison, NCJ-95700, 11/84
- Time served in prison, NCJ-93924, 6/84

Historical statistics on prisoners in State and Federal institutions, yearend 1925-86, NCJ-111098, 6/88

Correctional populations in the U.S.

- 1985, NCJ-103957, 2/88
- 1984 census of State adult correctional facilities, NCJ-105585, 7/87
- Historical corrections statistics in the U.S., 1850-1984, NCJ-102529, 4/87

1979 survey of inmates of State correctional facilities and 1979 census of State correctional facilities:

- BJS special reports:**
 - The prevalence of imprisonment, NCJ-93657, 7/85
 - Career patterns in crime, NCJ-88672, 6/83
- BJS bulletins:**
 - Prisoners and drugs, NCJ-87575, 3/83
 - Prisoners and alcohol, NCJ-86223, 1/83
 - Prisons and prisoners, NCJ-80697, 2/82
 - Veterans in prison, NCJ-79232, 11/81

Census of jails and survey of jail inmates:

- BJS bulletins and special reports:**
 - Drunk driving, NCJ-109945, 2/88
 - Jail inmates, 1986, NCJ-107123, 10/87
 - The 1983 jail census, NCJ-95536, 11/84

- Census of local jails, 1983: Data for individual jails, vols. I-IV, Northeast, Midwest, South, West, NCJ-112796-9; vol. V, Selected findings, methodology, summary tables, NCJ-112795, 11/88
- Our crowded jails: A national plight, NCJ-111846, 8/88
- Jail inmates, 1985, NCJ-105586, 7/87
- Profile of jail inmates, 1978, NCJ-65412, 2/81

Parole and probation

- BJS bulletins:**
 - Probation and parole:
 - 1987, NCJ-113948, 11/88
 - 1986, NCJ-108012, 12/87
 - 1985, NCJ-103683, 1/87
 - Setting prison terms, NCJ-76218, 8/83

BJS special reports:

- Time served in prison and on parole, 1984, NCJ-108544, 1/88
- Recidivism of young parolees, NCJ-104916, 5/87

- Parole in the U.S., 1980 and 1981, NCJ-87387, 3/86
- Characteristics of persons entering parole during 1978 and 1979, NCJ-87243, 5/83

Children in custody

- Census of public and private juvenile detention, correctional, and shelter facilities, 1975-85, NCJ-114065, 12/88
- Survey of youth in custody, 1987 (special report), NCJ-113365, 9/88
- Public juvenile facilities, 1985 (bulletin), NCJ-102457, 10/86
- 1982-83 census of juvenile detention and correctional facilities, NCJ-101686, 9/86

Expenditure and employment

- BJS bulletins:**
 - Justice expenditure and employment:
 - 1985, NCJ-104460, 3/87
 - 1983, NCJ-101776, 7/86
 - 1982, NCJ-98327, 8/85

- Justice expenditure and employment:
 - Extracts, 1982 and 1983, NCJ-106629, 8/88
 - Extracts, 1980 and 1981, NCJ-96007, 6/85
 - 1971-79, NCJ-92596, 11/84

Courts

- BJS bulletins:**
 - Criminal defense for the poor, 1986, NCJ-112919, 9/88
 - State felony courts and felony laws, NCJ-106273, 8/87
 - The growth of appeals: 1973-83 trends, NCJ-96381, 2/85
 - Case filings in State courts 1983, NCJ-95111, 10/84

BJS special reports:

- Felony case-processing time, NCJ-101985, 8/86
- Felony sentencing in 18 local jurisdictions, NCJ-97681, 6/85
- The prevalence of guilty pleas, NCJ-96018, 12/84
- Sentencing practices in 13 States, NCJ-95399, 10/84

- Sentencing outcomes in 28 felony courts, NCJ-105743, 5/87
- National criminal defense systems study, NCJ-94702, 10/86

- The prosecution of felony arrests:
 - 1982, NCJ-106990, 5/88
 - 1981, NCJ-101380, 9/86, \$7.60
- Felony laws of the 50 States and the District of Columbia, 1986, NCJ-105066, 2/88, \$14.70
- State court model statistical dictionary, Supplement, NCJ-98326, 9/85
- 1st edition, NCJ-62320, 9/80

Privacy and security

- Compendium of State privacy and security legislation:
 - 1987 overview, NCJ-111097, 9/88
 - 1987 full report (1,497 pages, microfiche only), NCJ-113021, 9/88

- Criminal justice information policy:
 - Public access to criminal history record information, NCJ-111458, 11/88
 - Juvenile records and recordkeeping systems, NCJ-112815, 11/88
 - Automated fingerprint identification systems: Technology and policy issues, NCJ-104342, 4/87
 - Criminal justice "hot" files, NCJ-101850, 12/86
 - Crime control and criminal records (BJS special report), NCJ-99176, 10/85
 - State criminal records repositories (BJS technical report), NCJ-99017, 10/85
 - Data quality of criminal history records, NCJ-98079, 10/85
 - Intelligence and investigative records, NCJ-95787, 4/85
 - Victim/witness legislation: An overview, NCJ-94365, 12/84
 - Proceedings of BJS/SEARCH conference:
 - Open vs. confidential records, NCJ-113560, 11/88
 - Data quality policies and procedures, NCJ-101849, 12/86
 - Information policy and crime control strategies, NCJ-93926, 10/84

Computer crime

- BJS special reports:**
 - Electronic fund transfer fraud, NCJ-96666, 3/85
 - Electronic fund transfer and crime, NCJ-92650, 2/84
- Electronic fund transfer systems fraud, NCJ-100461, 4/86
- Computer security techniques, NCJ-84049, 9/82
- Electronic fund transfer systems and crime, NCJ-83736, 9/82
- Expert witness manual, NCJ-77927, 9/81, \$11.50

Federal justice statistics

- The Federal civil justice system (BJS bulletin), NCJ-104769, 7/87
- Employer perceptions of workplace crime, NCJ-101851, 7/87, \$6

Federal offenses and offenders

- BJS special reports:**
 - Drug law violators, 1980-86, NCJ-111763, 6/88
 - Pretrial release and detention:
 - The Bail Reform Act of 1984, NCJ-109829, 2/88
 - White-collar crime, NCJ-106876, 9/87
 - Pretrial release and misconduct, NCJ-96132, 1/85
- BJS bulletins:**
 - Bank robbery, NCJ-94463, 8/84
 - Federal drug law violators, NCJ-92692, 2/84

General

- BJS bulletins and special reports:**
 - Profile of State and local law enforcement agencies, NCJ-113949, 11/88
 - International crime rates, NCJ-110776, 5/88
 - Tracking offenders, 1984, NCJ-109686, 1/88
 - BJS telephone contacts '87, NCJ-102909, 12/86
 - Tracking offenders: White-collar crime, NCJ-102867, 11/86
 - Police employment and expenditure, NCJ-100117, 2/86
 - Tracking offenders: The child victim, NCJ-95785, 12/84
- Sourcebook of criminal justice statistics, 1987, NCJ-111612, 9/88
- Report to the Nation on crime and justice:
 - Second edition, NCJ-105506, 6/88
 - Technical appendix, NCJ-112011, 8/88
- Drugs & crime data:
 - Rolodex card, 800-666-3332, 8/88
 - Data center & clearinghouse brochure, BC-000092, 2/88
 - A guide to BJS data, NCJ-109956, 2/88
- Criminal justice microcomputer guide and software catalog, NCJ-112178, 8/88
- Proceedings of the third workshop on law and justice statistics, NCJ-112230, 7/88
- BJS data report, 1987, NCJ-110643, 5/88
- BJS annual report, fiscal 1987, NCJ-109928, 4/88
- 1986 directory of automated criminal justice information systems, NCJ-102260, 1/87, \$20
- Publications of BJS, 1971-84: A topical bibliography, TB030012, 10/86, \$17.50
- BJS publications: Selected library in microfiche, 1971-84, PRO30012, 10/86, \$203 domestic
- National survey of crime severity, NCJ-96017, 10/85
- Criminal victimization of District of Columbia residents and Capitol Hill employees, 1982-83, NCJ-97982; Summary, NCJ-98567, 9/85
- How to gain access to BJS data (brochure), BC-000022, 9/84

See order form on last page



Census of Local Jails, 1983

Vol. IV. The West Data for Individual Jails

Alaska
Arizona
California
Colorado
Idaho
Montana
Nevada
New Mexico
Oregon
Utah
Washington
Wyoming

November 1988
NCJ-112799

112799

U.S. Department of Justice
National Institute of Justice

This document has been reproduced exactly as received from the person or organization originating it. Points of view or opinions stated in this document are those of the authors and do not necessarily represent the official position or policies of the National Institute of Justice.

Permission to reproduce this ~~copy~~ material has been granted by

Public Domain/BTS

U.S. Department of Justice

to the National Criminal Justice Reference Service (NCJRS).

Further reproduction outside of the NCJRS system requires permission of the ~~copyright~~ owner.

**U.S. Department of Justice
Bureau of Justice Statistics**

Joseph M. Bessette
Acting Director

Acknowledgments. This report was prepared principally by James J. Stephan of the Bureau of Justice Statistics, under the supervision of Lawrence A. Greenfeld, corrections unit chief, and Phyllis Jo Baunach, supervisory statistician. Betty Ford of the U.S. Bureau of the Census prepared the initial text and tables. The report was edited by Frank Balog. Susan Kline, Sophie Bowen, and Angela Lane provided statistical assistance. Marianne Zawitz assisted in table design.

Marilyn Marbrook, publications unit chief, administered report production, assisted by Jeanne Harris, Christina Cunningham, Yvonne Shields, and Stephanie Terry. Betty Sherman assisted in table production.

Data collection, processing, and table preparation were conducted by Arthur Ciampa of the U.S. Bureau of the Census, assisted by Pauline Fain, under the direction of Diana Cull.

Suggested citation. U.S. Department of Justice, Bureau of Justice Statistics, Census of Local Jails, 1983: Volume IV. Data for Individual Jails in the West, U.S. Government Printing Office, Washington, D.C., 1988.

The Assistant Attorney General, Office of Justice Programs, coordinates the activities of the following program offices and bureaus: the Bureau of Justice Statistics, National Institute of Justice, Bureau of Justice Assistance, Office of Juvenile Justice and Delinquency Prevention, and the Office for Victims of Crime.

Preface

The 1983 National Jail Census, the fourth enumeration of local confinement facilities since 1970, was authorized by the Omnibus Crime Control and Safe Streets Act of 1968, as amended (42 U.S.C. 3732), to assess the needs of the Nation's jails.

The findings of this report were made possible through the patient efforts of administrators and practitioners in the Nation's local correctional facilities. BJS hopes that these data will be useful to Federal, State, and local correctional administrators, researchers, practitioners, and academicians in understanding the characteristics and needs of local correctional facilities.

The 1983 National Jail Census collected data on facilities, inmates, programs, employees, and expenditures for local correctional facilities throughout the country.* The reference date for the census was June 30, 1983. Annual data are for the fiscal year as defined by each facility.

Detailed findings of the 1983 Local Jail Census are presented in five volumes, available separately or together:

Census of Local Jails, 1983:
Volume I. Data for Individual Jails
in the Northeast (NCJ-112796)

Census of Local Jails, 1983:
Volume II. Data for Individual Jails
in the Midwest (NCJ-112797)

Census of Local Jails, 1983:
Volume III. Data for Individual Jails
in the South (NCJ-112798)

Census of Local Jails, 1983:
Volume IV. Data for Individual Jails
in the West (NCJ-112799)

Census of Local Jails, 1983:
Volume V. Selected Findings,
Methodology, and Summary Tables
(NCJ-112795)

Each of the preceding volumes is also available in machine-readable format from the National Criminal Justice Data Archive at the University of Michigan. Contact the archive at P.O. Box 1248, Ann Arbor, MI 48106 (313-763-5010).

*For a discussion of the criteria for inclusion of a facility in the census, see Methodology, volume V, p. vi.

Contents

Preface iii

Data tables for the West by State, county, and facility

1. Inmate population, jail capacity, and jails under court order on June 30, 1983 1
2. Inmate population by detention status on June 30, 1983, and average daily population 8
3. Inmates held for Federal, State, and other local authorities on June 30, 1983 20
4. Inmates held for other authorities on June 30, 1983, for crowding and other reasons 26
5. Population movement during the period July 1, 1982, to June 30, 1983 29
6. Inmate deaths for the period July 1, 1982, through June 30, 1983 35
7. Jails by detention authority and sex of adult/juvenile inmates housed 36
8. Number of confinement units, beds, and inmates by confinement unit use 50
9. Confinement space--general housing units 62
10. Planned changes in jails and cost between June 30, 1983, and June 30, 1986 76
11. Expenditures for fiscal year ending between July 1, 1982, and June 30, 1983 90
12. Number and type of jail payroll employees 96
13. Number and type of jail nonpayroll employees 108
14. Work release and weekend sentence programs 112
15. Jails providing exercise activities 118
16. Jails providing medical screening and assessments 124
17. Jails providing medical physical exams 136
18. Jails with medical facilities and personnel 144

Appendix

- 1983 Jail Census Questionnaire 158

Table 1. Inmate population, jail capacity, and jails under court order on June 30, 1983

[X Indicates Yes or No. State total is sum of X's]

Name of county	Name of jail	Inmate population on June 30, 1983	Rated capacity ¹	Jails under court order for--				Maximum numbers of inmates allowed by court order
				Crowding		Other conditions		
				Yes	No	Yes	No	
Alaska		37	81	1	4	1	4	8
Kenai Peninsula Borough	Seward City Jail	3	14	-	X	-	X	-
Kobuk Census Area	Kotzebue City Jail	18	24	-	X	-	X	-
Kodiak Island Borough	Kodiak City Jail	8	22	-	X	-	X	-
Sitka city and Borough	Sitka City Jail	6	15	-	X	-	X	-
Valdez-Cordova Area	Cordova City Jail	2	6	X	-	X	-	8
Arizona		2,940	3,540	9	22	11	20	2,347
Apache County	County Jail	22	52	-	X	X	-	-
Cochise County	County Jail	70	74	-	X	-	X	-
	Douglas City Jail	11	26	-	X	-	X	-
Cocconino County	County Jail	107	145	-	X	X	-	-
Gila County	County Jail	75	139	-	X	-	X	-
	Miami City Jail	3	5	-	X	-	X	-
Graham County	County Jail	12	39	-	X	-	X	-
Greenlee County	County Jail	9	27	-	X	-	X	-
Maricopa County	Co. Jail-Max. Security	310	288	X	-	X	-	275
	Co. Jail-Med. Security	221	240	X	-	X	-	240
	Co. Jail-Max. Security	728	812	X	-	X	-	896
	County Jail	46	56	X	-	X	-	50
	County Towers Jail	343	360	X	-	X	-	360
	Medical Detention Center	7	24	X	-	X	-	24
	Peoria City Jail	3	11	-	X	-	X	-
	Tolleson City Jail	5	8	-	X	-	X	-
Mohave County	County Jail	71	90	X	-	X	-	90
	County Honor Farm	32	35	-	X	-	X	-
Navajo County	County Jail	75	75	-	X	-	X	-
	Winslow City Jail	33	77	-	X	-	X	-
Pima County	County Detention Center	305	326	X	-	X	-	300
	County Jail Annex	125	146	-	X	-	X	-
	County Jail Substation	7	32	-	X	-	X	-
	South Tucson Town Jail	10	15	-	X	-	X	-
Pinal County	County Jail	86	108	-	X	-	X	-
	Coolidge City Jail	1	6	-	X	-	X	-
	Eloy City Jail	5	24	-	X	-	X	-
Santa Cruz County	County Jail	30	42	-	X	-	X	-
Yavapai County	County Jail	90	118	-	X	-	X	-
Yuma County	County Jail	76	112	X	-	X	-	112
La Paz County	County Jail	22	28	-	X	-	X	-
California		41,720	36,831	15	127	30	112	4,250
Alameda County	Co. Jail-Santa Rita	2,565	1,350	-	X	X	-	-
	County Jail	83	92	X	-	X	-	92
	Co. Male Work Furlough	173	189	-	X	-	X	-
	Co. Female Work Furlough	13	20	-	X	-	X	-
	Oakland City Jail	253	212	-	X	-	X	-
Amador County	County Jail	13	22	-	X	-	X	-
Butte County	County Jail	214	163	-	X	-	X	-
Calaveras County	County Jail	31	50	-	X	-	X	-
Colusa County	County Jail	46	86	-	X	-	X	-
Contra Costa County	Sheriff's Rehab. Center	197	184	-	X	-	X	-
	Work Furlough Center	86	72	-	X	-	X	-
	Co. Detention Facility	454	386	-	X	-	X	-
	Co. Jail-Men's Dormitory	25	25	-	X	-	X	-
Del Norte County	County Jail	37	82	-	X	-	X	-
El Dorado County	County Jail	82	62	-	X	-	X	-
	County Jail	38	32	-	X	-	X	-
Fresno County	County Jail	833	708	-	X	X	-	-
	Industrial Farm	343	350	-	X	-	X	-
Glenn County	County Jail	48	55	-	X	-	X	-
Humboldt County	County Jail	153	173	-	X	-	X	-
Imperial County	County Jail	135	178	-	X	-	X	-
	Minimum Security Jail	205	210	-	X	-	X	-
	Brawley City Jail	2	7	-	X	-	X	-
Inyo County	County Jail	48	47	-	X	-	X	-
Kern County	County Jail	664	316	-	X	-	X	-
	Lerdo Min. Sec. Facility	603	366	-	X	-	X	-
	Lerdo Max. Med. Facility	428	308	-	X	-	X	-
Kings County	County Jail	298	141	-	X	-	X	-
Lake County	County Jail	44	59	-	X	-	X	-
Lassen County	County Jail	30	46	-	X	-	X	-
Los Angeles County	Biscailuz Center	931	906	-	X	X	-	-
	Hall of Justice Jail	1,333	1,750	-	X	X	-	-
	Men's Central Jail	5,720	5,136	-	X	X	-	-
	Honor Rancho-Min. Sec.	1,759	1,408	-	X	X	-	-
	Sybil Brand Institute	1,213	910	-	X	X	-	-
	Honor Rancho-Max. Sec.	1,357	888	-	X	X	-	-
	Burbank City Jail	14	50	-	X	-	X	-
	Glendale City Jail	20	96	-	X	-	X	-
	Lung Beach City Jail	122	164	-	X	-	X	-
	Fasadena City Jail	4	47	-	X	-	X	-
	Torrance City Jail	27	50	-	X	-	X	-
Madera County	County Jail	198	131	-	X	-	X	-
Marin County	County Jail	106	115	-	X	-	X	-
Mariposa County	County Jail	17	19	-	X	X	-	-
Mendocino County	Low Gap Detention Ctr.	78	73	-	X	-	X	-
	Maximum Security Jail	31	36	X	-	X	-	46
Merced County	Branch Jail	155	98	-	X	-	X	-
	County Jail	181	167	-	X	-	X	-
	Los Banos City Jail	4	16	-	X	-	X	-
Modoc County	County Detention Center	8	14	-	X	-	X	-
Mono County	County Jail	7	24	-	X	-	X	-
Monterey County	County Jail	256	239	-	X	-	X	-
	County Rehab. Center	335	280	-	X	-	X	-
Napa County	Dept Of Corrections	108	99	-	X	-	X	-
Nevada County	County Jail	71	57	X	-	X	-	57

See footnotes at end of table.

Table 1. Inmate population, jail capacity, and jails under court order on June 30, 1983—Con.

[X Indicates Yes or No. State total is sum of X's]

Name of county	Name of jail	Inmate population on June 30, 1983	Rated capacity ¹	Jails under court order for—				Maximum numbers of inmates allowed by court order
				Crowding		Other conditions		
				Yes	No	Yes	No	
California—Con.								
Orange County	County Jail	1,828	1,461	-	X	-	X	-
	Theo Lacy Facility	324	413	-	X	-	X	-
	J. A. Musick Facility	241	260	-	X	-	X	-
	Anaheim City Jail	15	44	-	X	-	X	-
	Costa Mesa City Jail	10	24	-	X	-	X	-
	Newport Beach City Jail	19	34	-	X	-	X	-
	San Clemente City Jail	5	10	-	X	-	X	-
	County Jail	142	44	-	X	-	X	-
	Minimum Security Jail	79	44	-	X	-	X	-
	County Jail	25	13	-	X	-	X	-
Plumas County	Banning Rehab. Center	278	284	-	X	-	X	-
	County Jail	464	283	-	X	-	X	-
Riverside County	County Jail	139	148	X	-	X	-	169
	County Jail	60	62	-	X	-	X	-
	Hemet City Jail	4	14	-	X	-	X	-
	Perris City Jail	1	12	-	X	-	X	-
Sacramento County	County Main Jail	531	439	X	-	X	-	479
	Rio Consumnes Corr. Ctr.	933	1,089	X	-	X	-	1,089
	Co. Work Furlough Center	109	96	-	X	-	X	-
San Benito County	County Jail	51	29	-	X	-	X	-
	County Jail	759	842	-	X	-	X	-
San Bernardino County	Glen Helen Rehab. Center	398	635	-	X	-	X	-
	Co. Work Furlough Center	112	94	-	X	-	X	-
San Diego County	Barrett Honor Camp	72	72	-	X	-	X	-
	Descanso Detention Fac.	242	228	-	X	-	X	-
	Camp Morena	85	85	-	X	-	X	-
	LaCima Conserv. Honor Camp	85	85	-	X	-	X	-
	San Jose Honor Camp	115	128	-	X	-	X	-
	West Folk Honor Camp	109	103	-	X	-	X	-
	County Jail	1,025	813	X	-	X	-	750
	Las Colinas Det. Fac.	243	190	-	X	-	X	-
	Vista Detention Facility	348	253	-	X	-	X	-
	South Bay Detention Fac.	322	192	-	X	-	X	-
San Francisco City/Co.	San Francisco Jail No. 1	377	407	-	X	X	-	-
	San Francisco Jail No. 3	590	610	-	X	-	X	-
	San Francisco Jail No. 2	384	372	-	X	-	X	-
	San Francisco Jail No. 4	57	62	-	X	-	X	-
San Joaquin County	Jail Hospital-Ward 7D	18	24	-	X	-	X	-
	County Men's Jail	358	356	-	X	-	X	-
	County Female Jail	80	56	-	X	-	X	-
	Honor Farm	256	350	-	X	-	X	-
San Luis Obispo County	County Jail	172	199	-	X	-	X	-
	County Main Jail	395	250	-	X	-	X	-
San Mateo County	Sheriff's Honor Camp	96	96	-	X	-	X	-
	Co. Work Furlough Fac.	115	108	-	X	-	X	-
	Women's Corr. Facility	85	71	-	X	-	X	-
	Medium Security Facility	84	48	-	X	-	X	-
Santa Barbara County	Co. Detention Facility	376	348	-	X	-	X	-
	Honor Farm	124	143	-	X	-	X	-
	Lompoc City Jail	8	16	-	X	-	X	-
Santa Clara County	County Main Jail	712	581	X	-	X	-	715
	Elmwood Jail	40	40	X	-	X	-	40
	North Co. Detention Fac.	58	58	X	-	X	-	58
	Womens Detention Facility	146	98	-	X	-	X	-
	Co. Jail-Min. Security	985	1,071	-	X	-	X	-
	Elmwood Jail-Mod. Fac.	138	144	X	-	X	-	144
Santa Cruz County	Womens Residential Ctr.	24	28	-	X	-	X	-
	Park Alameda Work Furl.	80	86	X	-	X	-	86
	Elmwood Jail-Medium Sec.	137	140	X	-	X	-	140
	County Jail	120	118	X	-	X	-	118
Shasta County	Rehabilitation Facility	145	154	-	X	-	X	-
	County Water St. Jail	77	92	-	X	-	X	-
	County Jail	149	41	-	X	-	X	-
Siskiyou County	Crystal Creek Center	74	84	-	X	-	X	-
	Co. Detention Annex	40	42	-	X	-	X	-
Solano County	County Jail	53	40	-	X	-	X	-
	Solano County Jail	135	111	-	X	-	X	-
Sonoma County	Co. Detention Facility	63	53	-	X	-	X	-
	County Jail	229	200	-	X	-	X	-
	County Jail	335	232	X	-	X	-	267
Stanislaus County	Minimum Security Jail	140	128	-	X	-	X	-
	County Jail	313	310	-	X	-	X	-
	County Jail	212	210	-	X	-	X	-
	Honor Farm	70	49	-	X	-	X	-
Sutter County	County Women's Facility	111	68	-	X	-	X	-
	County Jail	66	82	-	X	-	X	-
Tehama County	County Jail	9	14	-	X	-	X	-
	County Jail	306	265	-	X	-	X	-
Trinity County	Co. Correctional Center	280	349	-	X	-	X	-
	County Jail	47	46	-	X	-	X	-
Tulare County	Co. Work Furlough Prog.	158	160	-	X	-	X	-
	County Jail	611	400	-	X	X	-	-
Tuolumne County	Honor Farm	331	211	-	X	-	X	-
	Port Hueneme City Jail	5	9	-	X	-	X	-
	County Jail	150	101	-	X	-	X	-
Ventura County	County Prison Farm	75	75	-	X	-	X	-
	County Jail	149	138	-	X	X	-	-
Colorado		2,747	3,473	9	51	9	51	225
Adams County	County Jail	134	125	-	X	-	X	-
	Work Release Annex	7	34	-	X	-	X	-
Alamosa County	County Jail	7	8	-	X	-	X	-
	County Jail	180	141	-	X	-	X	-
Arapahoe County	Aurora City Jail	7	28	-	X	-	X	-
	County Jail	4	5	-	X	-	X	-
Archuleta County	County Jail	3	22	-	X	-	X	-
	Baca County	1	6	-	X	-	X	-
Bent County	County Jail	93	104	-	X	-	X	-
	County Jail	10	25	-	X	-	X	-

See footnotes at end of table.

Table 1. Inmate population, jail capacity, and jails under court order on June 30, 1983—Con.

[X Indicates Yes or No. State total is sum of X's]

Name of county	Name of jail	Inmate population on June 30, 1983	Rated capacity ¹	Jails under court order for—				Maximum numbers of inmates allowed by court order
				Crowding		Other conditions		
				Yes	No	Yes	No	
Colorado—Con.								
Cheyenne County	County Jail	3	12	-	X	-	X	-
Clear Creek County	County Jail	30	38	-	X	-	X	-
Conejos County	County Jail	5	8	X	-	X	-	8
Costilla County	County Jail	4	6	-	X	-	X	-
Delta County	County Jail	17	22	-	X	-	X	-
Denver City and County	County Jail	932	1,000	-	X	-	X	-
Douglas County	County Jail	17	28	-	X	-	X	-
Eagle County	County Corr. Facility	8	6	-	X	-	X	-
Elbert County	County Jail	2	6	X	-	-	X	6
El Paso County	County Jail	235	250	-	X	-	X	-
	Community Corrections	44	44	-	X	-	X	-
Fremont County	County Jail	20	41	X	-	X	-	27
Garfield County	County Jail	32	45	X	-	X	-	45
Gilpin County	County Jail	1	10	-	X	-	X	-
Grand County	County Jail	13	34	-	X	-	X	-
Gunnison County	County Jail	3	18	-	X	-	X	-
Huerfano County	County Jail	6	10	-	X	X	-	-
Jackson County	County Jail	4	4	-	X	-	X	-
Jefferson County	County Jail	122	112	X	-	X	-	65
	Work Ed. Release Program	57	140	-	X	-	X	-
Kit Carson County	County Jail	7	7	X	-	X	-	7
Lake County	County Jail	8	24	-	X	-	X	-
La Plata County	County Jail	32	36	X	-	X	-	36
Larimer County	County Jail	81	158	-	X	-	X	-
Las Animas County	County Jail	15	56	-	X	-	X	-
Lincoln County	County Jail	8	11	-	X	-	X	-
Logan County	County Jail	18	62	-	X	-	X	-
Mesa County	County Jail	80	104	-	X	-	X	-
	County Work Release	39	40	-	X	-	X	-
Moffat County	County Jail	17	20	-	X	-	X	-
	Corr. All. Placement	18	18	-	X	-	X	-
Montezuma County	County Jail	26	45	-	X	-	X	-
Montrose County	County Jail	23	44	-	X	-	X	-
Morgan County	County Jail	14	19	X	-	X	-	19
Otero County	County Jail	10	34	-	X	-	X	-
Phillips County	County Jail	-	8	-	X	-	X	-
Pitkin County	County Jail	4	5	-	X	X	-	-
Prowers County	County Jail	4	16	-	X	-	X	-
Pueblo County	Detention and Corr. Fac.	130	158	-	X	-	X	-
	Detention Fac.-Annex 3	24	24	-	X	-	X	-
Rio Blanco County	County Jail	8	12	-	X	-	X	-
Rio Grande County	County Jail	11	17	-	X	-	X	-
Routt County	County Jail	8	16	-	X	-	X	-
Saguache County	County Jail	13	13	-	X	-	X	-
Sedgwick County	County Jail	-	7	-	X	-	X	-
Summit County	County Jail	13	14	-	X	-	X	-
Teller County	County Jail	15	16	-	X	-	X	-
Washington County	County Jail	3	6	-	X	-	X	-
Weld County	County Jail	117	139	-	X	-	X	-
Yuma County	County Jail	-	12	X	-	-	X	12
Idaho		604	1,468	2	34	2	34	87
Ada County	County Jail	106	209	-	X	-	X	-
Adams County	County Jail	2	9	X	-	-	X	9
Bannock County	County Jail	56	75	-	X	-	X	-
Bear Lake County	Montpelier City Jail	1	27	-	X	-	X	-
Benewah County	County Jail	11	28	-	X	-	X	-
Bingham County	County Jail	15	78	X	-	-	X	78
Blaine County	County Jail	4	33	-	X	X	-	-
Bonneville County	County Jail	48	92	-	X	-	X	-
Boundary County	County Jail	13	12	-	X	-	X	-
Canyon County	County Jail	67	135	-	X	-	X	-
	Nampa City Jail	4	34	-	X	-	X	-
Caribou County	County Jail	2	16	-	X	X	-	-
Cassia County	County Jail	18	34	-	X	-	X	-
Clark County	County Jail	-	8	-	X	-	X	-
Clearwater County	County Jail	8	39	-	X	-	X	-
Elmore County	County Jail	18	24	-	X	-	X	-
Franklin County	County Jail	2	12	-	X	-	X	-
Fremont County	County Jail	5	25	-	X	-	X	-
Gem County	County Jail	8	28	-	X	-	X	-
Gooding County	County Jail	9	32	-	X	-	X	-
Idaho County	County Jail	6	29	-	X	-	X	-
Jefferson County	County Jail	5	23	-	X	-	X	-
Jerome County	County Jail	10	36	-	X	-	X	-
Latah County	County Jail	5	45	-	X	-	X	-
Lemhi County	County Jail	1	8	-	X	-	X	-
Lewis County	County Jail	5	14	-	X	-	X	-
Madison County	County Jail	7	26	-	X	-	X	-
Minidoka County	County Jail	21	33	-	X	-	X	-
Nez Perce County	County Jail	40	57	-	X	-	X	-
Owyhee County	County Jail	1	8	-	X	-	X	-
Payette County	County Jail	15	27	-	X	-	X	-
Power County	County Jail	5	24	-	X	-	X	-
Shoshone County	County Jail	37	62	-	X	-	X	-
Twin Falls County	County Jail	40	78	-	X	-	X	-
Valley County	County Jail	5	16	-	X	-	X	-
Washington County	County Jail	4	32	-	X	-	X	-

See footnotes at end of table.

Table 1. Inmate population, jail capacity, and jails under court order on June 30, 1983—Con.

[X Indicates Yes or No. State total is sum of X's]

Name of county	Name of jail	Inmate population on June 30, 1983	Rated capacity ¹	Jails under court order for—				Maximum numbers of inmates allowed by court order
				Crowding		Other conditions		
				Yes	No	Yes	No	
Montana		405	1,043	2	48	5	45	82
Beaverhead County	County Jail.....	7	26	-	X	-	X	-
Big Horn County	County Jail.....	19	32	-	X	-	X	-
Blaine County	County Jail.....	2	20	-	X	-	X	-
	Harlem City Jail.....	-	10	-	X	-	X	-
Broadwater County	County Jail.....	-	8	-	X	-	X	-
Carbon County	County Jail.....	1	10	-	X	-	X	-
Cascade County	County Jail.....	41	42	-	X	-	X	-
	Great Falls City Jail.....	6	17	-	X	-	X	-
Chouteau County	County Jail.....	8	20	-	X	X	-	-
Custer County	County Jail.....	5	21	X	-	-	X	-
Daniels County	County Jail.....	-	4	-	X	X	-	18
Dawson County	County Jail.....	5	18	-	X	-	X	-
Anaconda-Deer Lodge Co.	County Jail.....	7	22	-	X	-	X	-
Fallon County	County Jail.....	6	10	-	X	-	X	-
Fergus County	County Jail.....	11	39	-	X	-	X	-
Flathead County	County Jail.....	26	35	-	X	-	X	-
Gallatin County	County Jail.....	18	43	-	X	-	X	-
Glacier County	County Jail.....	3	12	-	X	-	X	-
	Cut Bank City Jail.....	1	6	-	X	-	X	-
Granite County	County Jail.....	-	7	-	X	-	X	-
Hill County	County Jail.....	5	28	-	X	-	X	-
	Havre City Jail.....	2	12	-	X	-	X	-
Jefferson County	County Jail.....	5	7	-	X	-	X	-
Lake County	County Jail.....	17	40	-	X	-	X	-
Lewis and Clark County	County Jail.....	23	43	-	X	X	-	-
Liberty County	County Jail.....	-	8	-	X	-	X	-
Lincoln County	County Jail.....	9	24	-	X	-	X	-
Madison County	County Jail.....	3	9	-	X	-	X	-
Mineral County	County Jail.....	4	24	-	X	-	X	-
Missoula County	County Jail.....	59	80	-	X	-	X	-
Musselshell County	County Jail.....	3	10	-	X	-	X	-
Park County	County Jail.....	6	26	-	X	-	X	-
Phillips County	County Jail.....	-	8	-	X	-	X	-
Pondera County	County Jail.....	3	8	-	X	-	X	-
Powder River County	County Jail.....	-	16	-	X	-	X	-
Powell County	County Jail.....	4	16	-	X	-	X	-
Prairie County	County Jail.....	-	11	-	X	-	X	-
Ravalli County	County Jail.....	6	17	-	X	X	-	-
Richland County	County Jail.....	5	22	-	X	-	X	-
Roosevelt County	County Jail.....	2	24	-	X	-	X	-
Rosebud County	County Jail.....	4	24	-	X	-	X	-
Sanders County	County Jail.....	5	26	-	X	-	X	-
Sheridan County	County Jail.....	-	12	-	X	-	X	-
Butte-Silver Bow County	County Jail.....	20	24	-	X	-	X	-
Stillwater County	County Jail.....	4	8	-	X	-	X	-
Teton County	County Jail.....	2	11	-	X	-	X	-
Toole County	County Jail.....	-	9	-	X	-	X	-
Valley County	County Jail.....	5	20	-	X	-	X	-
Wheatland County	County Jail.....	3	10	-	X	-	X	-
Yellowstone County	County Jail.....	40	64	X	-	X	-	64
Nevada		940	1,403	1	22	1	22	252
Churchill County	County Jail.....	13	36	-	X	-	X	-
	Fallon City Jail.....	15	42	-	X	-	X	-
Clark County	County Jail.....	258	252	X	-	X	-	252
	Las Vegas Misdemeanant.....	55	96	-	X	-	X	-
	Henderson City Jail.....	19	30	-	X	-	X	-
	No. Las Vegas City Jail.....	81	115	-	X	-	X	-
Douglas County	County Jail.....	25	46	-	X	-	X	-
Elko County	County Jail.....	36	50	-	X	-	X	-
Esmeralda County	County Jail.....	2	32	-	X	-	X	-
Eureka County	County Jail.....	-	9	-	X	-	X	-
Humboldt County	County Jail.....	12	30	-	X	-	X	-
Lander County	Austin Jail.....	9	14	-	X	-	X	-
Lyon County	County Jail.....	20	40	-	X	-	X	-
Mineral County	Hawthorne Town Jail.....	14	36	-	X	-	X	-
Nye County	County Jail.....	5	22	-	X	-	X	-
	County Jail.....	-	8	-	X	-	X	-
Carson City city area	Carson City Jail.....	32	42	-	X	-	X	-
Pershing County	County Jail.....	6	14	-	X	-	X	-
Washoe County	County Jail.....	99	149	-	X	-	X	-
	County Detention Center.....	83	96	-	X	-	X	-
	Reno City Jail.....	90	158	-	X	-	X	-
	Sparks City Jail.....	56	66	-	X	-	X	-
	County Jail.....	10	20	-	X	-	X	-
New Mexico		1,346	2,189	3	32	1	34	174
Bernalillo County	City-County Jail.....	332	268	-	X	-	X	-
	City-Co. Satellite Jail.....	77	125	-	X	-	X	-
Catron County	County Jail.....	5	10	-	X	-	X	-
Chaves County	County Jail.....	73	120	X	-	-	X	120
Colfax County	County Jail.....	8	8	X	-	X	-	26
Curry County	County Jail.....	36	44	-	X	-	X	-
	Clovis City Jail.....	10	23	X	-	-	X	28
De Baca County	County Jail.....	1	11	-	X	-	X	-
Dona Ana County	County Jail.....	74	203	-	X	-	X	-
Eddy County	County Jail.....	71	52	-	X	-	X	-
	Artesia City Jail.....	14	24	-	X	-	X	-
Grant County	County Jail.....	27	31	-	X	-	X	-
Guadalupe County	County Jail.....	8	26	-	X	-	X	-
Hidalgo County	County Jail.....	26	65	-	X	-	X	-
Lea County	County Jail.....	80	126	-	X	-	X	-
	Hobbs City Jail.....	11	60	-	X	-	X	-
Lincoln County	County Jail.....	11	47	-	X	-	X	-
Los Alamos County	County Jail.....	2	17	-	X	-	X	-

See footnotes at end of table.

Table 1. Inmate population, jail capacity, and jails under court order on June 30, 1983—Con.

[X Indicates Yes or No. State total is sum of X's]

Name of county	Name of jail	Inmate population on June 30, 1983	Rated capacity ¹	Jails under court order for—				Maximum numbers of inmates allowed by court order
				Crowding		Other conditions		
				Yes	No	Yes	No	
New Mexico—Con.								
Luna County	County Jail	20	33	-	X	-	X	-
McKinley County	Gallup City Jail	95	256	-	X	-	X	-
Mora County	County Jail	8	12	-	X	-	X	-
Otero County	County Jail	25	60	-	X	-	X	-
Quay County	County Detention Center	17	23	-	X	-	X	-
Rio Arriba County	County Jail	5	18	-	X	-	X	-
Roosevelt County	County Jail	21	25	-	X	-	X	-
Sandoval County	County Jail	27	40	-	X	-	X	-
San Juan County	County Detention Center	118	144	-	X	-	X	-
Santa Fe County	County Detention Center	34	76	-	X	-	X	-
Sierra County	County Jail	17	30	-	X	-	X	-
Socorro County	County Jail	19	38	-	X	-	X	-
Taos County	County Jail	8	24	-	X	-	X	-
Torrance County	County Jail	21	22	-	X	-	X	-
Union County	Clayton City Jail	4	12	-	X	-	X	-
Valencia County	County Jail	42	44	-	X	-	X	-
Cibola County	Grants City Jail	5	44	-	X	-	X	-
Oregon		2,304	2,746	4	35	3	36	479
Benton County	County Jail	32	27	-	X	-	X	-
Clackamas County	County Jail	111	122	-	X	-	X	-
Clatsop County	Co. Detention Facility	39	36	-	X	-	X	-
	Seaside City Jail	3	7	-	X	-	X	-
Columbia County	County Jail	21	43	-	X	-	X	-
Coos County	County Jail	70	78	X	-	X	-	76
Crook County	Prineville City Jail	18	24	-	X	-	X	-
Curry County	County Jail	12	50	-	X	-	X	-
Deschutes County	County Jail	45	75	-	X	-	X	-
Douglas County	County Jail	74	120	-	X	-	X	-
	Reedsport City Jail	1	11	-	X	-	X	-
	Roseburg City Jail	4	19	-	X	-	X	-
Grant County	County Jail	4	11	-	X	-	X	-
Harney County	County Jail	4	20	-	X	-	X	-
Hood River County	County Jail	15	16	-	X	-	X	-
Jackson County	County Jail	140	176	-	X	-	X	-
	Co. Work Release Center	27	40	-	X	-	X	-
Jefferson County	County Jail	16	22	-	X	-	X	-
Josephine County	County Corr. Facility	84	94	-	X	-	X	-
Klamath County	County Jail	77	133	-	X	-	X	-
Lake County	County Jail	14	16	-	X	-	X	-
Lane County	County Jail	323	305	-	X	X	-	-
	Oakridge City Jail	3	3	-	X	-	X	-
Lincoln County	County Jail	22	41	-	X	-	X	-
Linn County	County Jail	58	67	-	X	-	X	-
Malheur County	Albany City Jail	3	20	-	X	-	X	-
Marion County	County Jail	31	50	-	X	-	X	-
	County Jail	116	117	-	X	-	X	-
	Co. Restitution Center	29	32	-	X	-	X	-
Multnomah County	County Corr. Institution	186	186	-	X	-	X	-
	Rocky Butte Jail	312	314	X	-	X	-	314
	Claire Argow Womens Ctr.	37	43	-	-	-	X	43
Polk County	County Jail	44	44	-	X	-	X	-
Umatilla County	County Jail	61	80	-	X	-	X	-
	Hermiston City Jail	6	12	-	X	-	X	-
Union County	County Corr. Facility	36	46	X	-	-	X	46
Wasco County	County Jail	34	48	-	X	-	X	-
Washington County	County Jail	151	142	-	X	-	X	-
Yamhill County	County Jail	44	56	-	X	-	X	-
Utah		906	1,324	1	23	-	24	6
Beaver County	County Jail	4	12	X	-	-	X	6
Box Elder County	County Jail	22	26	-	-	-	X	-
Cache County	County Jail	24	40	-	X	-	X	-
Carbon County	County Jail	10	24	-	X	-	X	-
Davis County	County Jail	93	101	-	X	-	X	-
Duchesne County	County Jail	20	36	-	X	-	X	-
Emery County	County Jail	6	48	-	X	-	X	-
Garfield County	County Jail	1	6	-	X	-	X	-
Grand County	County Jail	14	22	-	X	-	X	-
Iron County	County Jail	3	32	-	X	-	X	-
Juab County	County Jail	3	26	-	X	-	X	-
Kane County	County Jail	1	20	-	X	-	X	-
Rich County	County Jail	1	9	-	X	-	X	-
Salt Lake County	County Jail	438	411	-	X	-	X	-
San Juan County	County Jail	8	20	-	X	-	X	-
Sanpete County	County Jail	-	6	-	X	-	X	-
Sevier County	County Jail	15	36	-	X	-	X	-
Summit County	County Jail	3	26	-	X	-	X	-
Tooele County	County Jail	13	36	-	X	-	X	-
Uintah County	County Jail	9	27	-	X	-	X	-
Utah County	County Jail	68	144	-	X	-	X	-
Wasatch County	County Jail	4	8	-	X	-	X	-
Washington County	County Jail	27	72	-	X	-	X	-
Weber County	County Jail	120	136	-	X	-	X	-

See footnotes at end of table.

Table 1. Inmate population, jail capacity, and jails under court order on June 30, 1983—Con.

[X Indicates Yes or No. State total is sum of X's]

Name of county	Name of jail	Inmate population on June 30, 1983	Rated capacity ¹	Jails under court order for—				Maximum numbers of inmates allowed by court order
				Crowding		Other conditions		
				Yes	No	Yes	No	
Washington		3,610	4,405	2	63	3	62	341
Adams County	County Jail	5	20	-	X	-	X	-
Asotin County	Clarkston City Jail	6	10	-	X	-	X	-
Benton County	County Jail	39	36	-	X	-	X	-
	Kennewick City Jail	5	10	-	X	-	X	-
	Richland City Jail	8	23	-	X	-	X	-
Chelan County	County Jail	63	50	-	X	-	X	-
	Chelan City Jail	-	15	-	X	-	X	-
	Wenatchee City Jail	46	65	-	X	-	X	-
Clallam County	County Corr. Facility	77	102	-	X	-	X	-
	Forks City Jail	4	11	-	X	-	X	-
Clark County	County Jail	114	88	-	X	-	X	-
	Vancouver City Jail	74	53	-	X	-	X	-
Columbia County	County Jail	1	5	-	X	-	X	-
Cowlitz County	County Jail	60	72	-	X	-	X	-
Ferry County	County Jail	9	22	-	X	-	X	-
Franklin County	County Jail	70	76	-	X	-	X	-
Grant County	County Jail	57	54	-	X	-	X	-
Grays Harbor County	County Jail	79	54	-	X	-	X	-
	Aberdeen City Jail	1	31	-	X	-	X	-
	Hoquiam City Jail	4	8	-	X	-	X	-
Island County	County Jail	27	29	-	X	-	X	-
	Oak Harbor City Jail	6	12	-	X	-	X	-
Jefferson County	County Jail	18	17	-	X	-	X	-
King County	Main Jail	902	1,038	-	X	X	-	-
	No. Rehabilitation Fac.	171	177	-	X	-	X	-
	Auburn City Jail	13	22	-	X	-	X	-
	Enumclaw City Jail	4	9	-	X	-	X	-
	Issaquah City Jail	1	6	-	X	-	X	-
	Kent City Jail	21	22	-	X	-	X	-
	Kirkland City Jail	4	6	-	X	-	X	-
	Renton City Jail	17	32	-	X	-	X	-
Kitsap County	County Jail	97	101	-	X	-	X	-
	Bremerton City Jail	11	24	-	X	-	X	-
Kittitas County	County Jail	27	45	-	X	-	X	-
Klickitat County	County Jail	29	30	-	X	-	X	-
Lewis County	County Jail	58	63	-	X	-	X	-
Lincoln County	County Jail	5	14	-	X	-	X	-
Mason County	County Jail	30	34	-	X	-	X	-
Okanogan County	County Jail	47	52	-	X	-	X	-
	Oroville City Jail	2	18	-	X	-	X	-
Pacific County	County Jail	13	14	-	X	-	X	-
Pend Oreille County	County Jail	15	19	-	X	-	X	-
Pierce County	County Jail	290	359	-	X	-	X	-
	Buckley City Jail	7	16	-	X	-	X	-
	Puyallup City Jail	12	25	-	X	-	X	-
	Sumner City Jail	-	8	-	X	-	X	-
Skagit County	County Jail	22	39	-	X	-	X	-
	Anacortes City Jail	-	4	-	X	-	X	-
	Mount Vernon City Jail	3	11	-	X	-	X	-
Skamania County	County Jail	11	17	-	X	-	X	-
Snohomish County	County Jail	121	135	X	-	X	-	116
	Lynnwood City Jail	18	14	-	X	-	X	-
Spokane County	Geiger Comm. Corr. Cente	157	234	-	X	-	X	-
	County Jail	304	352	-	X	-	X	-
Stevens County	County Jail	8	27	-	X	-	X	-
Thurston County	County Jail	98	94	-	X	-	X	-
	Olympia City Jail	11	19	-	X	-	X	-
Wahkiakum County	County Jail	-	4	-	X	-	X	-
Walla Walla County	County Jail	16	44	-	X	-	X	-
	Walla Walla City Jail	5	15	-	X	-	X	-
Whatcom County	County Jail	80	82	-	X	-	X	-
Whitman County	County Jail	13	24	-	X	-	X	-
Yakima County	County Jail	184	225	X	-	X	-	225
	T. Spanish City Jail	5	22	-	X	-	X	-
	Wapato City Jail	5	44	-	X	-	X	-
Wyoming		341	724	-	26	1	25	-
Albany County	County Jail	11	34	-	X	-	X	-
Big Horn County	County Jail	7	12	-	X	-	X	-
Campbell County	County Jail	38	36	-	X	-	X	-
Carbon County	County Jail	8	42	-	X	-	X	-
Converse County	County Jail	4	33	-	X	-	X	-
Crook County	County Jail	4	16	-	X	-	X	-
Fremont County	County Jail	24	27	-	X	-	X	-
	Riverton City Jail	8	18	-	X	-	X	-
Goshen County	County Jail	7	16	-	X	-	X	-
Hot Springs County	Co. Detention Center	3	17	-	X	-	X	-
Johnson County	County Jail	4	17	-	X	X	-	-
Laramie County	County Jail	31	56	-	X	-	X	-
	Cheyenne City Jail	16	49	-	X	-	X	-
Lincoln County	County Jail	8	38	-	X	-	X	-
Natrona County	County Jail	57	76	-	X	-	X	-
Niobrara County	County Jail	1	11	-	X	-	X	-
Park County	County Jail	24	32	-	X	-	X	-
	Powell City Jail	6	16	-	X	-	X	-
Platte County	County Jail	6	18	-	X	-	X	-
Sheridan County	County Jail	16	50	-	X	-	X	-
Sublette County	County Jail	2	9	-	X	-	X	-
Sweetwater County	County Jail	17	37	-	X	-	X	-
Teton County	County Jail	16	16	-	X	-	X	-
Uinta County	County Jail	16	26	-	X	-	X	-
Washakie County	Worldand City Jail	3	10	-	X	-	X	-
Weston County	County Jail	4	10	-	X	-	X	-

¹Rated capacity is set by State or local correctional authorities.
- Represents zero or rounds to zero.

Table 2. Inmate population by detention status on June 30, 1983, and average daily

Name of county	Name of jail	Inmates by detention status						
		Total inmates	Awaiting arraignment or trial	Awaiting sentence	Serving sentence	Technical violator	Juveniles held for juvenile authority	Other
Alaska		37	10	4	20	-	3	-
Kerai Peninsula Borough	Seward City Jail	3	2	-	1	-	-	-
Kobuk Census Area	Kotzebua City Jail	18	-	-	15	-	3	-
Kodiak Island Borough	Kodiak City Jail	8	4	1	3	-	-	-
Sitka city and Borough	Sitka City Jail	6	2	3	1	-	-	-
Valdez-Cordova Area	Cordova City Jail	2	2	-	-	-	-	-
Arizona		2,940	1,582	96	1,242	20	-	-
Apache County	County Jail	22	12	-	10	-	-	-
Cochise County	County Jail	70	31	9	30	-	-	-
	Douglas City Jail	11	8	-	3	-	-	-
Coconino County	County Jail	107	41	3	63	-	-	-
Gila County	County Jail	75	33	13	29	-	-	-
	Miami City Jail	3	1	-	2	-	-	-
Graham County	County Jail	12	11	-	1	-	-	-
Greenlee County	County Jail	9	-	-	9	-	-	-
Maricopa County	Co. Jail-Max. Security	310	236	-	74	-	-	-
	Co. Jail-Med. Security	221	-	-	221	-	-	-
	Co. Jail-Max. Security	728	416	-	312	-	-	-
	County Jail	46	23	-	23	-	-	-
	County Towers Jail	343	288	-	55	-	-	-
	Medical Detention Center	7	7	-	-	-	-	-
	Peoria City Jail	3	1	-	2	-	-	-
	Tolleson City Jail	5	-	-	5	-	-	-
Mohave County	County Jail	71	57	3	11	-	-	-
	County Honor Farm	32	-	-	32	-	-	-
Navajo County	County Jail	75	54	4	12	5	-	-
	Winslow City Jail	33	6	-	27	-	-	-
Pima County	County Detention Center	305	237	13	45	10	-	-
	County Jail Annex	125	-	-	125	-	-	-
	County Jail Substation	7	2	-	4	1	-	-
	South Tucson Town Jail	10	10	-	-	-	-	-
Pinal County	County Jail	86	33	1	49	3	-	-
	Coolidge City Jail	1	-	-	1	-	-	-
	Eloy City Jail	5	-	-	5	-	-	-
Santa Cruz County	County Jail	30	11	5	13	1	-	-
Yavapai County	County Jail	90	6	39	45	-	-	-
Yuma County	County Jail	76	58	-	18	-	-	-
La Paz County	County Jail	22	-	6	16	-	-	-
California		41,720	19,803	759	20,503	632	6	17
Alameda County	Co. Jail-Santa Rita	2,565	1,643	183	692	47	-	-
	County Jail	83	73	-	10	-	-	-
	Co. Male Work Furlough	173	-	-	173	-	-	-
	Co. Female Work Furlough	13	-	-	13	-	-	-
	Oakland City Jail	253	252	-	1	-	-	-
Amador County	County Jail	13	-	9	4	-	-	-
Butte County	County Jail	214	89	10	115	-	-	-
Calaveras County	County Jail	31	13	-	18	-	-	-
Colusa County	County Jail	46	27	19	-	-	-	-
Contra Costa County	Sheriff's Rehab. Center	197	-	-	197	-	-	-
	Work Furlough Center	86	-	-	86	-	-	-
	Co. Detention Facility	454	344	20	54	36	-	-
	Co. Jail-Men's Dormitory	25	-	-	25	-	-	-
Del Norte County	County Jail	37	6	2	27	2	-	-
El Dorado County	County Jail	82	35	2	45	-	-	-
	County Jail	38	34	-	4	-	-	-
Fresno County	County Jail	833	647	-	160	26	-	-
	Industrial Farm	343	2	-	322	19	-	-
Glenn County	County Jail	48	15	-	33	-	-	-
Humboldt County	County Jail	153	54	5	92	2	-	-
Imperial County	County Jail	135	100	8	27	-	-	-
	Minimum Security Jail	205	-	-	205	-	-	-
	Brawley City Jail	2	1	-	1	-	-	-
Inyo County	County Jail	48	4	-	44	-	-	-
Kern County	County Jail	664	427	30	179	28	-	-
	Lerdo Min. Sec. Facility	603	-	-	603	-	-	-
	Lerdo Max. Med. Facility	428	223	25	175	5	-	-
Kings County	County Jail	298	96	4	198	-	-	-
Lake County	County Jail	44	17	4	23	-	-	-
Lassen County	County Jail	30	12	1	17	-	-	-
Los Angeles County	Biscailuz Center	931	687	-	244	-	-	-
	Hall of Justice Jail	1,333	199	-	1,134	-	-	-
	Men's Central Jail	5,720	4,549	-	1,171	-	-	-
	Honor Rancho-Min. Sec.	1,759	47	-	1,712	-	-	-
	Sybil Brand Institute	1,213	671	-	542	-	-	-
	Honor Rancho-Max. Sec.	1,357	561	-	796	-	-	-
	Burbank City Jail	14	7	-	7	-	-	-
	Glendale City Jail	20	10	-	10	-	-	-
	Long Beach City Jail	122	92	-	30	-	-	-
	Pasadena City Jail	4	2	-	2	-	-	-
	Torrance City Jail	27	20	-	5	-	-	-
Madera County	County Jail	198	89	-	109	-	-	-
Marin County	County Jail	106	78	-	25	3	-	-
Mariposa County	County Jail	17	8	-	9	-	-	-
Mendocino County	Low Gap Detention Ctr.	78	16	-	62	-	-	-
	Maximum Security Jail	31	19	3	9	-	-	-
Merced County	Branch Jail	155	-	-	155	-	-	-
	County Jail	181	74	-	107	-	-	-
	Los Banos City Jail	4	4	-	-	-	-	-
Modoc County	County Detention Center	8	4	-	4	-	-	-
Mono County	County Jail	7	2	-	5	-	-	-
Monterey County	County Jail	256	180	-	69	7	-	-
	County Rehab. Center	335	74	-	261	-	-	-
Napa County	Dept Of Corrections	108	46	3	57	2	-	-
Nevada County	County Jail	71	21	-	50	-	-	-

See footnotes at end of table

population

Average daily population for year ending June 30, 1983					Average daily population on weekends for year ending June 30, 1983	Name of county	Name of jail
Total	Adult		Juvenile				
	Male	Female	Male	Female			
34	32	2	-	-	43	Alaska	
5	5	-	-	-	7	Kenai Peninsula Borough	Seward City Jail
12	12	-	-	-	12	Kobuk Census Area	Kotzebue City Jail
7	6	1	-	-	10	Kodiak Island Borough	Kodiak City Jail
9	8	1	-	-	12	Sitka city and Borough	Sitka City Jail
1	1	-	-	-	2	Valdez-Cordova Area	Cordova City Jail
2,913	2,725	163	25	-	3,175	Arizona	
12	12	-	-	-	20	Apache County	County Jail
60	55	4	1	-	64	Cochise County	County Jail
6	5	1	-	-	6		Douglas City Jail
101	96	5	-	-	115	Coconino County	County Jail
60	58	2	-	-	65	Gila County	County Jail
2	1	1	-	-	4		Miami City Jail
10	10	-	-	-	13	Graham County	County Jail
8	7	1	-	-	9	Greenlee County	County Jail
250	230	-	20	-	270	Maricopa County	Co. Jail-Max. Security
200	200	-	-	-	270		Co. Jail-Med. Security
750	650	100	-	-	800		Co. Jail-Max. Security
45	45	-	-	-	60		County Jail
369	369	-	-	-	369		County Towers Jail
10	9	1	-	-	10		Medical Detention Center
5	5	-	-	-	4		Peoria City Jail
3	3	-	-	-	5		Tolleson City Jail
95	90	5	-	-	100	Mohave County	County Jail
32	32	-	-	-	34		County Honor Farm
75	70	5	-	-	79	Navajo County	County Jail
49	46	3	-	-	51		Winslow City Jail
316	292	22	2	-	320	Pima County	County Detention Center
124	124	-	-	-	136		County Jail Annex
9	9	-	-	-	11		County Jail Substation
8	8	-	-	-	10		South Tucson Town Jail
90	85	4	1	-	110	Pinal County	County Jail
1	1	-	-	-	1		Coolidge City Jail
5	4	1	1	-	8		Eloy City Jail
26	25	1	-	-	32	Santa Cruz County	County Jail
90	87	3	-	-	93	Yavapai County	County Jail
76	72	4	-	-	76	Yuma County	County Jail
26	25	1	-	-	30	La Paz County	County Jail
40,622	36,889	3,667	62	4	43,351	California	
1,698	1,508	190	-	-	1,756	Alameda County	Co. Jail-Santa Rita
85	85	-	-	-	85		County Jail
170	170	-	-	-	170		Co. Male Work Furlough
13	-	13	-	-	13		Co. Female Work Furlough
248	213	35	-	-	254		Oakland City Jail
20	20	-	-	-	18	Amador County	County Jail
210	190	20	-	-	235	Butte County	County Jail
35	33	2	-	-	37	Calaveras County	County Jail
49	47	2	-	-	53	Colusa County	County Jail
183	183	-	-	-	193	Contra Costa County	Sheriff's Rehab. Center
73	43	30	-	-	74		Work Furlough Center
470	424	46	-	-	559		Co. Detention Facility
24	24	-	-	-	24		Co. Jail-Men's Dormitory
43	40	3	-	-	46	Del Norte County	County Jail
85	80	5	-	-	85	El Dorado County	County Jail
36	33	3	-	-	41		County Jail
838	775	63	-	-	870	Fresno County	County Jail
331	298	33	-	-	351		Industrial Farm
48	46	2	-	-	52	Glenn County	County Jail
163	154	9	-	-	167	Humboldt County	County Jail
135	127	8	-	-	135	Imperial County	County Jail
200	200	-	-	-	215		Minimum Security Jail
4	4	-	-	-	7		Brawley City Jail
48	44	4	-	-	58	Inyo County	County Jail
526	411	115	-	-	626	Kern County	County Jail
470	470	-	-	-	510		Merdo Min. Sec. Facility
430	430	-	-	-	470		Merdo Max. Med. Facility
258	230	28	-	-	260	Kings County	County Jail
55	52	3	-	-	65	Lake County	County Jail
30	29	1	-	-	36	Lassen County	County Jail
923	923	-	-	-	943	Los Angeles County	Biscailuz Center
950	906	-	44	-	1,350		Hall of Justice Jail
6,090	6,086	-	4	-	6,193		Men's Central Jail
1,652	1,652	-	-	-	1,754		Honor Rancho-Min. Sec.
1,076	-	1,074	-	-	1,269		Sybil Brand Institute
1,300	1,300	-	-	-	1,360		Honor Rancho-Max. Sec.
25	23	2	-	-	32		Burbank City Jail
20	19	1	-	-	25		Glendale City Jail
125	111	10	3	1	140		Long Beach City Jail
12	11	1	-	-	17		Pasadena City Jail
27	23	2	2	-	28		Torrance City Jail
185	169	16	-	-	200	Madera County	County Jail
119	112	7	-	-	130	Marin County	County Jail
16	15	1	-	-	16	Mariposa County	County Jail
79	69	10	-	-	90	Mendocino County	Low Gap Detention Ctr.
43	43	-	-	-	46		Maximum Security Jail
160	160	-	-	-	200	Merced County	Branch Jail
176	156	20	-	-	182		County Jail
6	5	1	-	-	6		Los Banos City Jail
16	16	-	-	-	16	Modoc County	County Detention Center
7	4	3	-	-	10	Mono County	County Jail
256	200	56	-	-	286	Monterey County	County Jail
330	330	-	-	-	350		County Rehab. Center
89	80	9	-	-	96	Napa County	Dept Of Corrections
79	75	4	-	-	83	Nevada County	County Jail

Table 2. Inmate population by detention status on June 30, 1983, and average daily

Name of county	Name of jail	Inmates by detention status						
		Total inmates	Awaiting arraignment or trial	Awaiting sentence	Serving sentence	Technical violator	Juveniles held for juvenile authority	Other
California—Con.								
Orange County	County Jail	1,828	1,031	-	797	-	-	-
	Theo Lacy Facility	324	-	-	324	-	-	-
	J. A. Musick Facility	241	-	-	241	-	-	-
	Anaheim City Jail	15	12	-	3	-	-	-
	Costa Mesa City Jail	10	5	-	5	-	-	-
	Newport Beach City Jail	19	15	-	3	-	1	-
	San Clemente City Jail	5	4	-	1	-	-	-
Placer County	County Jail	142	84	-	58	-	-	-
	Minimum Security Jail	79	6	-	73	-	-	-
Plumas County	County Jail	25	4	8	13	-	-	-
Riverside County	Banning Rehab. Center	278	-	-	278	-	-	-
	County Jail	464	311	-	153	-	-	-
	County Jail	139	62	-	73	4	-	-
	County Jail	60	6	2	52	-	-	-
Sacramento County	Hemet City Jail	4	4	-	-	-	-	-
	Perris City Jail	1	1	-	-	-	-	-
	County Main Jail	531	422	46	63	-	-	-
San Benito County	Rio Consumnes Corr. Ctr.	933	210	21	644	58	-	-
	Co. Work Furlough Center	109	-	-	109	-	-	-
	County Jail	51	12	3	36	-	-	-
San Bernardino County	County Jail	759	657	-	102	-	-	-
	Glen Helen Rehab. Center	398	3	-	338	54	3	-
San Diego County	Co. Work Furlough Center	112	-	-	112	-	-	-
	Barrett Honor Camp	72	-	-	72	-	-	-
	Descanso Detention Fac.	242	108	4	118	12	-	-
	Camp Morena	85	-	-	85	-	-	-
	LaCima Conv. Honor Camp	85	-	-	85	-	-	-
	San Jose Honor Camp	115	-	-	115	-	-	-
	West Folk Honor Camp	109	-	-	109	-	-	-
San Francisco City/Co.	County Jail	1,025	623	70	284	48	-	-
	Las Colinas Det. Fac.	243	69	22	137	15	-	-
	Vista Detention Facility	348	244	-	104	-	-	-
	South Bay Detention Fac.	322	169	29	121	3	-	-
	San Francisco Jail No. 1	377	349	-	28	-	-	-
	San Francisco Jail No. 3	590	220	-	270	100	-	-
	San Francisco Jail No. 2	384	236	22	46	80	-	-
	San Francisco Jail No. 4	57	-	-	57	-	-	-
	Jail Hospital-Ward 7D	18	14	-	4	-	-	-
	County Men's Jail	358	231	9	113	5	-	-
San Joaquin County	County Female Jail	80	32	1	47	-	-	-
	Honor Farm	256	-	-	256	-	-	-
San Luis Obispo County	County Jail	172	73	9	87	3	-	-
	County Main Jail	395	184	-	194	-	-	17
San Mateo County	Sheriff's Honor Camp	96	-	-	96	-	-	-
	Co. Work Furlough Fac.	115	-	-	115	-	-	-
	Women's Corr. Facility	85	24	5	56	-	-	-
	Medium Security Facility	84	-	-	84	-	-	-
	Co. Detention Facility	376	217	-	152	7	-	-
Santa Barbara County	Honor Farm	124	-	-	124	-	-	-
	Lompoc City Jail	8	6	-	2	-	-	-
	County Main Jail	712	503	55	123	31	-	-
	Elmwood Jail	40	40	-	-	-	-	-
	North Co. Detention Fac.	58	44	8	4	5	-	-
	Womens Detention Facility	146	82	9	55	-	-	-
	Co. Jail-Min. Security	985	272	-	713	-	-	-
Santa Clara County	Elmwood Jail-Mod. Fac.	138	18	-	120	-	-	-
	Womens Residential Ctr.	24	-	-	24	-	-	-
	Park Alameda Work Furl.	80	-	-	80	-	-	-
Santa Cruz County	Elmwood Jail-Medium Sec.	137	123	12	2	-	-	-
	County Jail	120	62	5	45	8	-	-
	Rehabilitation Facility	145	-	-	141	4	-	-
Shasta County	County Water St. Jail	77	43	-	30	4	-	-
	County Jail	149	68	-	79	2	-	-
Siskiyou County	Crystal Creek Center	74	-	-	74	-	-	-
	Co. Detention Annex	40	-	-	40	-	-	-
Solano County	County Jail	53	27	-	22	4	-	-
	County Jail	135	103	-	32	-	-	-
Sonoma County	Solano County Jail	63	52	-	11	-	-	-
	Co. Detention Facility	229	-	-	229	-	-	-
Stanislaus County	County Jail	335	150	16	166	3	-	-
	Minimum Security Jail	140	-	-	140	-	-	-
Sutter County	County Jail	313	195	17	99	2	-	-
	Honor Farm	212	-	-	212	-	-	-
	County Women's Facility	70	20	3	45	2	-	-
Tehama County	County Jail	111	57	12	42	-	-	-
	County Jail	66	17	-	49	-	-	-
Trinity County	County Jail	9	2	1	6	-	-	-
	County Jail	306	177	-	129	-	-	-
Tuolumne County	Co. Correctional Center	280	-	-	280	-	-	-
	County Jail	47	-	8	29	-	-	-
Ventura County	Co. Work Furlough Prog.	158	14	8	158	1	-	-
	County Jail	611	335	37	238	-	-	-
	Honor Farm	331	-	-	331	-	-	-
Yolo County	Port Huene City Jail	5	3	-	2	-	-	-
	County Jail	150	110	5	35	-	-	-
Yuba County	County Prison Farm	75	-	-	75	-	-	-
	County Jail	149	64	-	85	-	-	-
Colorado		2,747	1,567	124	975	79	2	-
Adams County	County Jail	134	84	20	26	3	1	-
	Work Release Annex	7	-	-	7	-	-	-
Alamosa County	County Jail	7	4	-	3	-	-	-
	County Jail	180	102	7	68	3	-	-
Arapahoe County	Aurora City Jail	7	7	-	-	-	-	-
	County Jail	4	2	-	2	-	-	-
Archuleta County	County Jail	3	1	1	-	1	-	-
	County Jail	1	1	-	-	-	-	-
Baca County	County Jail	93	69	4	17	3	-	-
	County Jail	-	-	4	6	-	-	-

See footnotes at end of table.

population—Con.

Average daily population for year ending June 30, 1983					Average daily population on weekends for year ending June 30, 1983	Name of county	Name of jail
Total	Adult		Juvenile				
	Male	Female	Male	Female			
1,975	1,728	240	6	1	2,025	California—Con.	
351	351	-	-	-	440	Orange County	County Jail
238	169	69	-	-	246		Theo Lacy Facility
15	11	4	-	-	44		J. A. Musick Facility
13	13	-	-	-	16		Anaheim City Jail
18	18	-	-	-	20		Costa Mesa City Jail
5	5	-	-	-	8		Newport Beach City Jail
135	126	9	-	-	158	Placer County	San Clemente City Jail
75	70	5	-	-	75		County Jail
17	17	-	-	-	23	Plumas County	Minimum Security Jail
246	246	-	-	-	340	Riverside County	County Jail
472	412	60	-	-	465		Banning Rehab. Center
145	138	7	-	-	160		County Jail
70	68	1	1	-	74		County Jail
3	3	-	-	-	5		County Jail
1	1	-	-	-	5		Hemet City Jail
538	522	16	-	-	538	Sacramento County	Perris City Jail
942	797	145	-	-	987		County Main Jail
109	99	10	-	-	109		Rio Consumnes Corr. Ctr.
59	57	2	-	-	64	San Benito County	Co. Work Furlough Center
769	673	96	-	-	789	San Bernardino County	County Jail
438	436	-	2	-	586		County Jail
105	105	-	-	-	105	San Diego County	Glen Helen Rehab. Center
72	72	-	-	-	72		Co. Work Furlough Center
256	256	-	-	-	268		Barrett Honor Camp
85	85	-	-	-	85		Descanso Detention Fac.
83	83	-	-	-	83		Camp Morena
115	115	-	-	-	115		LaCima Conserv. Honor Camp
							San Jose Honor Camp
103	103	-	-	-	103		West Folk Honor Camp
942	942	-	-	-	1,000		County Jail
226	-	226	-	-	240		Las Colinas Det. Fac.
342	326	16	-	-	370		Vista Detention Facility
273	273	-	-	-	275		South Bay Detention Fac.
385	345	40	-	-	420	San Francisco City/Co.	San Francisco Jail No. 1
550	520	30	-	-	550		San Francisco Jail No. 3
384	337	47	-	-	404		San Francisco Jail No. 2
56	50	6	-	-	56		San Francisco Jail No. 4
16	14	2	-	-	16		Jail Hospital-Ward 7D
409	409	-	-	-	420	San Joaquin County	County Men's Jail
68	-	68	-	-	90		County Female Jail
268	268	-	-	-	329		Honor Farm
307	288	19	-	-	219	San Luis Obispo County	County Jail
355	355	-	-	-	370	San Mateo County	County Main Jail
94	94	-	-	-	94		Sheriff's Honor Camp
111	111	-	-	-	130		Co. Work Furlough Fac.
78	-	78	-	-	84		Women's Corr. Facility
90	90	-	-	-	90		Medium Security Facility
395	343	52	-	-	395	Santa Barbara County	Co. Detention Facility
128	128	-	-	-	131		Honor Farm
8	8	-	-	-	13		Lompoc City Jail
725	725	-	-	-	725	Santa Clara County	County Main Jail
40	40	-	-	-	40		Elmwood Jail
58	58	-	-	-	58		North Co. Detention Fac.
165	-	165	-	-	165		Womens Detention Facility
925	925	-	-	-	960		Co. Jail-Min. Security
138	96	42	-	-	138		Elmwood Jail-Mod. Fac.
20	-	20	-	-	20		Womens Residential Ctr.
80	80	-	-	-	80		Park Alameda Work Furl.
137	137	-	-	-	137		Elmwood Jail-Medium Sec.
112	112	-	-	-	120	Santa Cruz County	County Jail
130	130	-	-	-	144		Rehabilitation Facility
90	72	18	-	-	94		County Water St. Jail
165	149	16	-	-	165	Shasta County	County Jail
76	76	-	-	-	76		Crystal Creek Center
42	42	-	-	-	42		Co. Detention Annex
45	40	5	-	-	55	Siskiyou County	County Jail
116	97	19	-	-	135	Solano County	County Jail
50	50	-	-	-	57		Solano County Jail
214	189	25	-	-	240	Sonoma County	Co. Detention Facility
280	250	30	-	-	280		County Jail
125	125	-	-	-	130		Minimum Security Jail
333	333	-	-	-	358	Stanislaus County	County Jail
238	238	-	-	-	238		Honor Farm
69	-	69	-	-	69		County Women's Facility
114	107	7	-	-	126	Sutter County	County Jail
65	60	5	-	-	73	Tehama County	County Jail
10	9	1	-	-	12	Trinity County	County Jail
297	248	49	-	-	340	Tulare County	County Jail
270	270	-	-	-	340		Co. Correctional Center
47	45	2	-	-	52	Tuolumne County	County Jail
135	123	12	-	-	194	Ventura County	Co. Work Furlough Prog.
984	918	66	-	-	993		County Jail
281	281	-	-	-	281		Honor Farm
2	2	-	-	-	8		Port Hueneme City Jail
148	133	15	-	-	157	Yolo County	County Jail
70	70	-	-	-	90		County Prison Farm
149	128	21	-	-	168	Yuba County	County Jail
2,523	2,164	353	5	1	2,759	Colorado	
146	140	5	1	-	155	Adams County	County Jail
10	10	-	-	-	24		Work Release Annex
8	8	-	-	-	10	Alamosa County	County Jail
160	144	16	-	-	165	Arapahoe County	County Jail
18	14	4	-	-	24		Aurora City Jail
3	3	-	-	-	5	Archuleta County	County Jail
5	5	-	-	-	5	Baca County	County Jail
1	1	-	-	-	1	Bent County	County Jail
100	92	8	-	-	105	Boulder County	County Jail
7	6	-	-	-	10	Chaffee County	County Jail

Table 2. Inmate population by detention status on June 30, 1983, and average daily

Name of county	Name of jail	Inmates by detention status						
		Total inmates	Awaiting arraignment or trial	Awaiting sentence	Serving sentence	Technical violator	Juveniles held for juvenile authority	Other
Colorado—Con.								
Cheyenne County	County Jail.....	3	1	-	2	-	-	-
Clear Creek County	County Jail.....	30	11	-	19	-	-	-
Conejos County	County Jail.....	5	-	-	5	-	-	-
Costilla County	County Jail.....	4	2	2	-	-	-	-
Delta County	County Jail.....	17	6	-	11	-	-	-
Denver City and County	County Jail.....	932	563	-	321	48	-	-
Douglas County	County Jail.....	17	11	1	5	-	-	-
Eagle County	County Corr. Facility.....	8	2	-	5	1	-	-
Elbert County	County Jail.....	2	-	-	2	-	-	-
El Paso County	County Jail.....	235	184	33	18	-	-	-
	Community Corrections.....	44	-	-	44	-	-	-
Fremont County	County Jail.....	20	14	3	3	-	-	-
Garfield County	County Jail.....	32	15	-	14	3	-	-
Gilpin County	County Jail.....	1	-	-	1	-	-	-
Grand County	County Jail.....	13	5	2	6	-	-	-
Gunnison County	County Jail.....	3	2	-	1	-	-	-
Huerfano County	County Jail.....	6	3	2	1	-	-	-
Jackson County	County Jail.....	4	4	-	-	-	-	-
Jefferson County	County Jail.....	122	94	3	25	-	-	-
	Work Ed. Release Program.....	57	-	-	57	-	-	-
Kit Carson County	County Jail.....	7	5	-	1	1	-	-
Lake County	County Jail.....	6	-	1	7	-	-	-
La Plata County	County Jail.....	32	7	10	15	-	-	-
Larimer County	County Jail.....	81	63	3	15	-	-	-
Las Animas County	County Jail.....	15	7	3	5	-	-	-
Lincoln County	County Jail.....	8	1	-	7	-	-	-
Logan County	County Jail.....	18	14	-	2	2	-	-
Mesa County	County Jail.....	80	45	4	31	-	-	-
	County Work Release.....	39	-	-	39	-	-	-
Moffat County	County Jail.....	17	13	1	3	-	-	-
	Corr. Alt. Placement.....	18	-	-	18	-	-	-
Montezuma County	County Jail.....	26	10	3	12	-	1	-
Montrose County	County Jail.....	23	9	3	9	2	-	-
Morgan County	County Jail.....	14	12	-	2	-	-	-
Otero County	County Jail.....	10	6	3	1	-	-	-
Phillips County	County Jail.....	-	-	-	-	-	-	-
Pitkin County	County Jail.....	4	3	-	1	-	-	-
Prowers County	County Jail.....	4	4	-	-	-	-	-
Pueblo County	Detention and Corr. Fac.....	130	90	-	40	-	-	-
	Detention Fac.-Annex 3.....	24	-	-	24	-	-	-
Rio Blanco County	County Jail.....	8	3	-	4	1	-	-
Rio Grande County	County Jail.....	11	7	-	4	-	-	-
Routt County	County Jail.....	8	7	-	1	-	-	-
Saguache County	County Jail.....	13	10	3	-	-	-	-
Sedgwick County	County Jail.....	-	-	-	-	-	-	-
Summit County	County Jail.....	13	10	1	1	1	-	-
Teller County	County Jail.....	15	10	1	4	-	-	-
Washington County	County Jail.....	3	1	-	2	-	-	-
Weld County	County Jail.....	117	43	6	58	10	-	-
Yuma County	County Jail.....	-	-	-	-	-	-	-
Idaho		604	288	15	282	11	7	1
Ada County	County Jail.....	106	74	-	29	3	-	-
Adams County	County Jail.....	2	-	-	2	-	-	-
Bannock County	County Jail.....	56	40	3	13	-	-	-
Bear Lake County	Montpelier City Jail.....	1	1	-	-	-	-	-
Benewah County	County Jail.....	11	2	-	9	-	-	-
Bingham County	County Jail.....	15	5	-	10	-	-	-
Blaine County	County Jail.....	4	-	-	4	-	-	-
Bonneville County	County Jail.....	48	33	-	15	-	-	-
Boundary County	County Jail.....	13	8	-	5	-	-	-
Canyon County	County Jail.....	67	38	-	29	-	-	-
	Nampa City Jail.....	4	3	-	1	-	-	-
Caribou County	County Jail.....	2	-	-	2	-	-	-
Cassia County	County Jail.....	18	4	-	11	3	-	-
Clark County	County Jail.....	-	-	-	-	-	-	-
Clearwater County	County Jail.....	8	-	-	7	1	-	-
Elmore County	County Jail.....	18	7	-	11	-	-	-
Franklin County	County Jail.....	2	-	-	2	-	-	-
Fremont County	County Jail.....	5	1	1	2	1	-	-
Gem County	County Jail.....	8	-	-	8	-	-	-
Gooding County	County Jail.....	9	3	-	6	-	-	-
Idaho County	County Jail.....	6	3	-	3	-	-	-
Jefferson County	County Jail.....	5	4	-	1	-	-	-
Jerome County	County Jail.....	10	8	-	2	-	-	-
Latah County	County Jail.....	5	1	-	3	1	-	-
Lemhi County	County Jail.....	1	1	-	-	-	-	-
Lewis County	County Jail.....	5	-	-	5	-	-	-
Madison County	County Jail.....	7	5	-	2	-	-	-
Minidoka County	County Jail.....	21	6	1	14	-	-	-
Nez Perce County	County Jail.....	40	3	10	27	-	-	-
Owyhee County	County Jail.....	1	1	-	-	-	-	-
Payette County	County Jail.....	15	1	-	12	2	-	-
Power County	County Jail.....	5	2	-	3	-	-	-
Shoshone County	County Jail.....	37	17	-	20	-	-	-
Twin Falls County	County Jail.....	40	14	-	18	-	7	1
Valley County	County Jail.....	5	2	-	3	-	-	-
Washington County	County Jail.....	4	1	-	3	-	-	-

See footnotes at end of table.

population—Con.

Average daily population for year ending June 30, 1983					Average daily population on weekends for year ending June 30, 1983	Name of county	Name of jail
Total	Adult		Juvenile				
	Male	Female	Male	Female			
						Colorado—Con.	
3	3	-	-	-	5	Cheyenne County	County Jail
22	22	-	-	-	36	Clear Creek County	County Jail
5	5	-	-	-	7	Conjos County	County Jail
2	2	-	-	-	5	Costilla County	County Jail
14	12	2	-	-	18	Delta County	County Jail
748	499	249	-	-	794	Denver City and County	County Jail
18	18	-	-	-	24	Douglas County	County Jail
6	6	-	-	-	11	Eagle County	County Corr. Facility
2	2	-	-	-	6	Elbert County	County Jail
223	201	22	-	-	223	El Paso County	County Jail
40	39	1	-	-	40	Community Corrections	Community Corrections
26	25	1	-	-	30	Fremont County	County Jail
32	32	-	-	-	40	Garfield County	County Jail
2	2	-	-	-	4	Gilpin County	County Jail
15	15	-	-	-	18	Grand County	County Jail
3	3	-	-	-	6	Gunnison County	County Jail
8	8	-	-	-	10	Huerfano County	County Jail
2	2	-	-	-	2	Jackson County	County Jail
120	110	10	-	-	128	Jefferson County	County Jail
55	48	7	-	-	55	Work Ed. Release Program	Work Ed. Release Program
4	4	-	-	-	4	Kil Carson County	County Jail
10	10	-	-	-	10	Lake County	County Jail
31	29	1	1	-	38	La Plata County	County Jail
84	80	4	-	-	84	Larimer County	County Jail
14	14	-	-	-	17	Las Animas County	County Jail
8	8	-	-	-	12	Lincoln County	County Jail
15	13	1	1	-	15	Logan County	County Jail
80	79	1	-	-	85	Mesa County	County Jail
39	37	2	-	-	39	County Work Release	County Work Release
20	19	1	-	-	25	Moffat County	County Jail
15	15	-	-	-	15	Corr. Alt. Placement	Corr. Alt. Placement
27	25	2	-	-	37	Montezuma County	County Jail
22	22	-	-	-	25	Montrose County	County Jail
15	14	1	-	-	18	Morgan County	County Jail
10	10	-	-	-	12	Otero County	County Jail
1	1	-	-	-	1	Phillips County	County Jail
9	9	-	-	-	9	Pitkin County	County Jail
7	7	-	-	-	8	Prowers County	County Jail
125	120	5	-	-	137	Pueblo County	Detention and Corr. Fac.
16	16	-	-	-	16	Detention Fac.-Annex 3	Detention Fac.-Annex 3
8	7	1	-	-	9	Rio Blanco County	County Jail
9	9	-	-	-	11	Rio Grande County	County Jail
9	8	1	-	-	11	Routt County	County Jail
8	7	1	-	-	12	Saguache County	County Jail
1	1	-	-	-	1	Sedgwick County	County Jail
14	14	-	-	-	17	Summit County	County Jail
9	9	-	-	-	11	Teller County	County Jail
5	3	-	-	-	5	Washington County	County Jail
105	96	6	2	1	108	Weld County	County Jail
1	1	-	-	-	1	Yuma County	County Jail
661	591	34	29	7	768	Idaho	
113	108	4	1	-	120	Ada County	County Jail
2	2	-	-	-	6	Adams County	County Jail
56	51	3	2	-	68	Bannock County	County Jail
2	1	1	-	-	4	Bear Lake County	Montpelier City Jail
9	8	1	-	-	12	Benawah County	County Jail
15	13	1	1	-	20	Bingham County	County Jail
8	8	-	-	-	3	Blaine County	County Jail
50	44	3	3	-	60	Bonneville County	County Jail
9	8	1	-	-	11	Boundary County	County Jail
75	63	5	6	1	80	Canyon County	County Jail
4	4	-	-	-	8	Nampa City Jail	Nampa City Jail
1	1	-	-	-	2	Caribou County	County Jail
35	28	3	2	2	45	Cassia County	County Jail
1	1	-	-	-	-	Clark County	County Jail
9	8	1	-	-	9	Clearwater County	County Jail
15	15	-	-	-	15	Elmore County	County Jail
2	2	-	-	-	6	Franklin County	County Jail
8	7	1	-	-	11	Fremont County	County Jail
9	9	-	-	-	9	Gem County	County Jail
15	12	1	2	-	15	Gooding County	County Jail
6	6	-	-	-	8	Idaho County	County Jail
10	8	-	1	1	13	Jefferson County	County Jail
10	9	1	-	-	12	Jerome County	County Jail
13	12	1	-	-	15	Latah County	County Jail
1	1	-	-	-	3	Lemhi County	County Jail
7	5	2	-	-	9	Lewis County	County Jail
5	5	-	-	-	10	Madison County	County Jail
21	20	-	1	-	25	Minidoka County	County Jail
35	30	3	2	-	37	Nez Perce County	County Jail
4	4	-	-	-	5	Owyhee County	County Jail
16	16	-	-	-	17	Payette County	County Jail
5	4	-	1	-	5	Power County	County Jail
38	32	1	1	1	45	Shoshone County	County Jail
42	36	2	2	2	45	Twin Falls County	County Jail
5	5	-	-	-	7	Valley County	County Jail
5	5	-	-	-	8	Washington County	County Jail

Table 2. Inmate population by detention status on June 30, 1983, and average daily

Name of county	Name of jail	Inmates by detention status						
		Total inmates	Awaiting arraignment or trial	Awaiting sentence	Serving sentence	Technical violator	Juveniles held for juvenile authority	Other
Montana		405	273	18	101	6	7	-
Beaverhead County	County Jail	7	4	-	3	-	-	-
Big Horn County	County Jail	19	17	-	2	-	-	-
Blaine County	County Jail	2	2	-	-	-	-	-
	Harlem City Jail	-	-	-	-	-	-	-
Broadwater County	County Jail	-	-	-	-	-	-	-
Carbon County	County Jail	1	1	-	-	-	-	-
Cascade County	County Jail	41	37	2	2	-	-	-
	Great Falls City Jail	6	5	-	1	-	-	-
Chouteau County	County Jail	8	2	1	5	-	-	-
Custer County	County Jail	5	-	5	-	-	-	-
Daniels County	County Jail	-	-	-	-	-	-	-
Dawson County	County Jail	5	4	-	-	-	-	-
Anaconda-Deer Lodge Co.	County Jail	7	4	-	2	1	-	-
Fallon County	County Jail	6	1	-	5	-	-	-
Fergus County	County Jail	11	8	-	3	-	-	-
Flathead County	County Jail	26	13	8	7	-	-	-
Gallatin County	County Jail	18	11	-	5	-	3	2
Glacier County	County Jail	3	1	-	2	-	-	-
	Cut Bank City Jail	1	1	-	-	-	-	-
Granite County	County Jail	-	-	-	-	-	-	-
Hill County	County Jail	5	3	-	2	-	-	-
	Havre City Jail	2	-	-	2	-	-	-
Jefferson County	County Jail	5	1	-	4	-	-	-
Lake County	County Jail	17	7	-	10	-	-	-
Lewis and Clark County	County Jail	23	21	-	2	-	-	-
Liberty County	County Jail	-	-	-	-	-	-	-
Lincoln County	County Jail	9	5	-	4	-	-	-
Madison County	County Jail	3	1	1	1	-	-	-
Mineral County	County Jail	4	2	-	2	-	-	-
Missoula County	County Jail	59	38	3	13	3	2	-
Musselshell County	County Jail	3	-	-	3	-	-	-
Park County	County Jail	6	6	-	-	-	-	-
Phillips County	County Jail	-	-	-	-	-	-	-
Pondera County	County Jail	3	1	-	2	-	-	-
Powder River County	County Jail	-	-	-	-	-	-	-
Powell County	County Jail	4	-	-	4	-	-	-
Prairie County	County Jail	-	-	-	-	-	-	-
Ravalli County	County Jail	6	3	3	-	-	-	-
Richland County	County Jail	5	3	-	2	-	-	-
Roosevelt County	County Jail	2	-	-	-	2	-	-
Rosebud County	County Jail	4	3	-	1	-	-	-
Sanders County	County Jail	5	5	-	-	-	-	-
Sheridan County	County Jail	-	-	-	-	-	-	-
Butte-Silver Bow County	County Jail	20	15	-	5	-	-	-
Stillwater County	County Jail	4	3	-	1	-	-	-
Teton County	County Jail	2	-	-	2	-	-	-
Toole County	County Jail	-	-	-	-	-	-	-
Valley County	County Jail	5	5	-	-	-	-	-
Wheatland County	County Jail	3	2	-	1	-	-	-
Yellowstone County	County Jail	40	38	-	2	-	-	-
Nevada		940	588	60	261	25	6	-
Churchill County	County Jail	13	2	-	9	-	2	-
	Fallon City Jail	15	2	-	13	-	-	-
Clark County	County Jail	258	251	-	5	2	-	-
	Las Vegas Misdemeanant	55	19	-	36	-	-	-
	Henderson City Jail	19	14	-	5	-	-	-
	No. Las Vegas City Jail	81	52	-	29	-	-	-
Douglas County	County Jail	25	12	3	9	1	-	-
Elko County	County Jail	36	24	4	4	-	4	-
Esmeralda County	County Jail	2	-	-	1	1	-	-
Eureka County	County Jail	-	-	-	-	-	-	-
Humboldt County	County Jail	12	8	-	1	3	-	-
Lander County	Austin Jail	9	5	-	4	-	-	-
Lyon County	County Jail	20	12	1	7	-	-	-
Mineral County	Hawthorne Town Jail	14	10	4	-	-	-	-
Nye County	County Jail	5	2	-	3	-	-	-
	County Jail	-	-	-	-	-	-	-
Carson City city area	Carson City Jail	32	20	3	7	2	-	-
Pershing County	County Jail	6	5	1	-	-	-	-
Washoe County	County Jail	99	52	13	30	4	-	-
	County Detention Center	83	33	30	8	12	-	-
	Reno City Jail	90	45	-	45	-	-	-
	Sparks City Jail	56	16	-	40	-	-	-
White Pine County	County Jail	10	4	1	5	-	-	-
New Mexico		1,346	705	73	533	32	3	-
Bernalillo County	City-County Jail	332	269	20	31	12	-	-
	City-Co. Satellite Jail	77	20	-	57	-	-	-
Catron County	County Jail	5	5	-	-	-	-	-
Chaves County	County Jail	73	23	3	48	-	-	-
Colfax County	County Jail	8	5	-	3	-	-	-
Curry County	County Jail	36	12	-	24	-	-	-
	Clovis City Jail	10	10	-	-	-	-	-
De Baca County	County Jail	1	-	-	-	1	-	-
Dona Ana County	County Jail	74	46	2	24	2	-	-
Eddy County	County Jail	71	32	3	30	6	-	-
	Artesia City Jail	14	5	-	9	-	-	-
Grant County	County Jail	27	22	-	5	-	-	-
Guadalupe County	County Jail	8	3	-	5	-	-	-
Hidalgo County	County Jail	26	21	1	4	-	-	-
Lea County	County Jail	80	39	-	35	5	1	-
	Hobbs City Jail	11	6	-	5	-	-	-
Lincoln County	County Jail	11	-	5	2	3	-	-
Los Alamos County	County Jail	2	2	-	-	-	-	-
Luna County	County Jail	20	15	-	5	-	-	-
McKinley County	Gallup City Jail	95	5	10	80	-	-	-

See footnotes at end of table.

population—Con.

Average daily population for year ending June 30, 1983					Average daily population on weekends for year ending June 30, 1983	Name of county	Name of jail
Total	Adult		Juvenile				
	Male	Female	Male	Female			
416	388	18	8	2	505	Montana	
8	8	-	-	-	10	Beaverhead County	County Jail
23	22	1	-	-	28	Big Horn County	County Jail
4	4	-	-	-	6	Blaine County	County Jail
4	3	1	-	-	5		Harlem City Jail
2	2	-	-	-	2	Broadwater County	County Jail
1	1	-	-	-	2	Carbon County	County Jail
35	33	2	-	-	40	Cascade County	County Jail
12	12	-	-	-	17		Great Falls City Jail
5	5	-	-	-	6	Chouteau County	County Jail
8	8	-	-	-	8	Custer County	County Jail
1	1	-	-	-	1	Daniels County	County Jail
4	4	-	-	-	6	Dawson County	County Jail
9	9	-	-	-	12	Anaconda-Deer Lodge Co.	County Jail
1	1	-	-	-	1	Fallon County	County Jail
5	5	-	-	-	6	Fergus County	County Jail
28	21	4	2	1	31	Flathead County	County Jail
16	13	2	1	-	20	Gallatin County	County Jail
2	2	-	-	-	2	Glacier County	County Jail
1	1	-	-	-	3		Cut Bank City Jail
2	2	-	-	-	2	Granite County	County Jail
8	8	-	-	-	11	Hill County	County Jail
2	2	-	-	-	4		Havre City Jail
3	3	-	-	-	5	Jefferson County	County Jail
19	19	-	-	-	21	Lake County	County Jail
20	16	2	1	1	27	Lewis and Clark County	County Jail
1	1	-	-	-	1	Liberty County	County Jail
9	8	1	-	-	10	Lincoln County	County Jail
1	1	-	-	-	2	Madison County	County Jail
2	2	-	-	-	3	Mineral County	County Jail
54	49	3	2	-	59	Missoula County	County Jail
3	3	-	-	-	6	Musselshell County	County Jail
2	2	-	-	-	2	Park County	County Jail
2	2	-	-	-	2	Phillips County	County Jail
2	2	-	-	-	3	Pondera County	County Jail
1	1	-	-	-	1	Powder River County	County Jail
7	7	-	-	-	7	Powell County	County Jail
1	1	-	-	-	1	Prairie County	County Jail
7	7	-	-	-	10	Ravalli County	County Jail
14	13	1	-	-	18	Richland County	County Jail
4	4	-	-	-	5	Roosevelt County	County Jail
5	5	-	-	-	6	Rosebud County	County Jail
2	2	-	-	-	2	Sanders County	County Jail
1	1	-	-	-	1	Sheridan County	County Jail
18	18	-	-	-	24	Butte-Silver Bow County	County Jail
2	2	-	-	-	4	Stillwater County	County Jail
1	1	-	-	-	1	Teton County	County Jail
2	2	-	-	-	2	Toole County	County Jail
4	4	-	-	-	7	Valley County	County Jail
1	1	-	-	-	2	Wheatland County	County Jail
47	44	1	2	-	50	Yellowstone County	County Jail
964	853	102	8	1	1,046	Nevada	
16	15	1	-	-	18	Churchill County	County Jail
12	11	1	-	-	14		Fallon City Jail
255	224	25	6	-	257	Clark County	County Jail
64	47	17	-	-	65		Las Vegas Misdemeanant
16	15	1	-	-	18		Henderson City Jail
70	62	8	-	-	85		No. Las Vegas City Jail
27	25	2	-	-	35	Douglas County	County Jail
38	36	2	-	-	41	Elko County	County Jail
2	2	-	-	-	2	Esmeralda County	County Jail
3	3	-	-	-	3	Eureka County	County Jail
17	15	2	-	-	19	Humboldt County	County Jail
5	5	-	-	-	7	Lander County	Auslin Jail
14	10	2	1	1	20	Lyon County	County Jail
8	7	1	1	-	8	Mineral County	Hawthorne Town Jail
8	7	1	-	-	10	Nye County	County Jail
1	1	-	-	-	2		County Jail
35	23	12	-	-	33	Carson City city area	Carson City Jail
5	5	-	-	-	8	Pershing County	County Jail
128	112	16	-	-	129	Washoe County	County Jail
89	89	-	-	-	97		County Detention Center
106	97	9	-	-	125		Reno City Jail
32	30	2	-	-	36		Sparks City Jail
13	12	1	-	-	14	White Pine County	County Jail
1,308	1,201	79	22	6	1,456	New Mexico	
320	292	28	-	-	348	Bernalillo County	City-County Jail
80	80	-	-	-	85		City-Co. Satellite Jail
5	5	-	-	-	7	Catron County	County Jail
68	61	5	2	-	77	Chaves County	County Jail
2	2	-	-	-	2	Coffax County	County Jail
33	32	1	-	-	36	Curry County	County Jail
11	8	1	1	1	15		Clovis City Jail
2	2	-	-	-	2	De Baca County	County Jail
73	60	5	7	1	89	Dona Ana County	County Jail
63	60	3	-	-	68	Eddy County	County Jail
15	10	1	3	1	21		Artesia City Jail
23	20	1	2	-	28	Grant County	County Jail
8	8	-	-	-	8	Guadalupe County	County Jail
14	13	1	-	-	14	Hidalgo County	County Jail
91	82	5	3	1	100	Lea County	County Jail
8	8	-	-	-	21		Hobbs City Jail
5	5	-	-	-	20	Lincoln County	County Jail
5	5	-	-	-	6	Los Alamos County	County Jail
21	19	2	-	-	21	Luna County	County Jail
95	85	10	-	-	98	McKinley County	Gallup City Jail

Table 2. Inmate population by detention status on June 30, 1983, and average daily

Name of county	Name of jail	Inmates by detention status						
		Total inmates	Awaiting arraignment or trial	Awaiting sentence	Serving sentence	Technical violator	Juveniles held for juvenile authority	Other
New Mexico--Con.								
Mora County	County Jail.....	8	6	-	2	-	-	-
Otero County	County Jail.....	25	16	-	9	-	-	-
Quay County	County Detention Center.....	17	14	-	3	-	-	-
Rio Arriba County	County Jail.....	5	-	-	5	-	-	-
Roosevelt County	County Jail.....	21	13	1	7	-	-	-
Sandoval County	County Jail.....	27	15	7	5	-	-	-
San Juan County	County Detention Center.....	118	20	18	80	-	-	-
Santa Fe County	County Detention Center.....	34	24	2	4	3	1	-
Sierra County	County Jail.....	17	5	-	12	-	-	-
Socorro County	County Jail.....	13	10	1	2	-	-	-
Taos County	County Jail.....	8	6	-	2	-	-	-
Torrance County	County Jail.....	21	17	-	4	-	-	-
Union County	Clayton City Jail.....	4	1	-	3	-	-	-
Valencia County	County Jail.....	42	15	-	27	-	-	-
Cibola County	Grants City Jail.....	5	4	-	1	-	-	-
Oregon		2,304	1,198	161	856	89		
Benton County	County Jail.....	32	6	-	26	-	-	-
Clackamas County	County Jail.....	111	62	11	38	-	-	-
Clatsop County	Co. Detention Facility.....	39	24	6	9	-	-	-
	Seaside City Jail.....	3	3	-	-	-	-	-
Columbia County	County Jail.....	21	-	-	21	-	-	-
Coos County	County Jail.....	70	28	4	36	2	-	-
Crook County	Prineville City Jail.....	18	5	2	9	2	-	-
Curry County	County Jail.....	12	3	-	9	-	-	-
Deschutes County	County Jail.....	45	20	4	21	-	-	-
Douglas County	County Jail.....	74	45	7	22	-	-	-
	Reedsport City Jail.....	1	1	-	-	-	-	-
	Roseburg City Jail.....	4	-	-	4	-	-	-
Grant County	County Jail.....	4	4	-	-	-	-	-
Harney County	County Jail.....	4	-	1	3	-	-	-
Hood River County	County Jail.....	15	5	-	10	-	-	-
Jackson County	County Jail.....	140	53	10	74	3	-	-
	Co. Work Release Center.....	27	-	-	27	-	-	-
Jefferson County	County Jail.....	16	6	1	9	-	-	-
Josephine County	County Corr. Facility.....	84	26	10	46	2	-	-
Klamath County	County Jail.....	77	18	-	59	-	-	-
Lake County	County Jail.....	14	1	1	9	3	-	-
Lane County	County Jail.....	323	263	23	35	2	-	-
	Oakridge City Jail.....	-	-	-	-	-	-	-
Lincoln County	County Jail.....	22	14	-	8	-	-	-
Linn County	County Jail.....	58	25	-	1	32	1	-
	Albany City Jail.....	3	2	-	-	-	-	-
Malheur County	County Jail.....	31	24	4	3	-	-	-
Marion County	County Jail.....	116	67	9	39	1	-	-
	Co. Restitution Center.....	29	-	-	29	-	-	-
Multnomah County	County Corr. Institution.....	186	40	5	136	5	-	-
	Rocky Butte Jail.....	312	237	40	10	25	-	-
	Claire Argow Womens Ctr.....	37	22	-	7	8	-	-
Polk County	County Jail.....	44	28	1	14	1	-	-
Umatilla County	County Jail.....	61	12	8	41	-	-	-
	Hermiston City Jail.....	6	-	-	6	-	-	-
Union County	County Corr. Facility.....	36	16	6	13	1	-	-
Wasco County	County Jail.....	34	22	-	12	-	-	-
Washington County	County Jail.....	151	101	5	44	1	-	-
Yamhill County	County Jail.....	44	15	3	26	-	-	-
Utah		906	456	45	388	17		
Beaver County	County Jail.....	4	4	-	-	-	-	-
Box Elder County	County Jail.....	22	6	2	10	4	-	-
Cache County	County Jail.....	24	7	-	17	-	-	-
Carbon County	County Jail.....	10	5	-	5	-	-	-
Davis County	County Jail.....	93	26	5	62	-	-	-
Duchesne County	County Jail.....	20	5	-	15	-	-	-
Emery County	County Jail.....	6	2	-	4	-	-	-
Garfield County	County Jail.....	1	-	-	1	-	-	-
Grand County	County Jail.....	14	5	-	9	-	-	-
Iron County	County Jail.....	9	2	-	5	2	-	-
Juab County	County Jail.....	3	-	-	3	-	-	-
Kane County	County Jail.....	1	-	-	1	-	-	-
Rich County	County Jail.....	-	-	-	-	-	-	-
Salt Lake County	County Jail.....	438	283	28	117	10	-	-
San Juan County	County Jail.....	8	4	-	4	-	-	-
Sanpete County	County Jail.....	-	-	-	-	-	-	-
Sevier County	County Jail.....	15	5	-	10	-	-	-
Summit County	County Jail.....	8	2	-	6	-	-	-
Tooele County	County Jail.....	10	5	-	5	-	-	-
Uintah County	County Jail.....	9	3	-	6	-	-	-
Utah County	County Jail.....	60	14	6	40	-	-	-
Wasatch County	County Jail.....	4	-	-	3	1	-	-
Washington County	County Jail.....	27	14	-	13	-	-	-
Weber County	County Jail.....	120	64	4	52	-	-	-

See footnotes at end of table.

population—Con.

Average daily population for year ending June 30, 1983					Average daily population on weekends for year ending June 30, 1983	Name of county	Name of jail
Total	Adult		Juvenile				
	Male	Female	Male	Female			
						New Mexico—Con.	
3	3	-	-	-	5	Mora County	County Jail
25	23	2	-	-	27	Otero County	County Jail
17	17	-	-	-	18	Quay County	County Detention Center
5	5	-	-	-	9	Rio Arriba County	County Jail
21	21	-	-	-	25	Roosevelt County	County Jail
22	21	1	-	-	25	Sandoval County	County Jail
118	110	7	1	-	118	San Juan County	County Detention Center
29	26	1	1	1	33	Santa Fe County	County Detention Center
20	18	1	1	-	24	Sierra County	County Jail
14	13	1	-	-	14	Socorro County	County Jail
7	6	1	-	-	9	Taos County	County Jail
21	20	-	-	1	22	Torrance County	County Jail
7	6	1	-	-	8	Union County	Clayton City Jail
42	42	-	-	-	44	Valencia County	County Jail
5	4	1	-	-	9	Cibola County	Grants City Jail
2,342	2,213	128	1	-	2,513	Oregon	
28	26	2	-	-	30	Benton County	County Jail
112	107	5	-	-	120	Clackamas County	County Jail
33	32	1	-	-	35	Clatsop County	Co. Detention Facility
1	1	-	-	-	2		Seaside City Jail
21	24	1	-	-	28	Columbia County	County Jail
66	65	1	-	-	69	Coos County	County Jail
18	18	-	-	-	20	Cook County	Prineville City Jail
19	18	1	-	-	20	Curry County	County Jail
57	54	3	-	-	63	Deschutes County	County Jail
84	82	2	-	-	84	Douglas County	County Jail
2	2	-	-	-	3		Reedsport City Jail
7	7	-	-	-	8		Roseburg City Jail
7	6	1	-	-	8	Grant County	County Jail
8	8	-	-	-	8	Harney County	County Jail
15	14	1	-	-	17	Hood River County	County Jail
138	129	9	-	-	148	Jackson County	County Jail
30	30	-	-	-	33		Co. Work Release Center
21	19	2	-	-	24	Jefferson County	County Jail
93	88	5	-	-	100	Josephine County	County Corr. Facility
75	72	3	-	-	93	Klamath County	County Jail
13	13	-	-	-	15	Lake County	County Jail
301	283	18	-	-	309	Lane County	County Jail
1	1	-	-	-	1		Oakridge City Jail
30	29	1	-	-	35	Lincoln County	County Jail
63	61	2	-	-	78	Linn County	County Jail
2	2	-	-	-	6		Albany City Jail
39	34	5	-	-	36	Malheur County	County Jail
127	117	10	-	-	131	Marion County	County Jail
31	31	-	-	-	31		Co. Restitution Center
185	185	-	-	-	205	Multnomah County	County Corr. Institution
310	310	-	-	-	310		Rocky Butte Jail
35	-	35	-	-	40		Claire Argow Womens Ctr.
37	37	-	-	-	45	Polk County	County Jail
62	59	3	-	-	66	Umatilla County	County Jail
4	4	-	-	-	6		Hermiston City Jail
31	28	3	-	-	35	Union County	County Corr. Facility
39	35	3	1	-	49	Wasco County	County Jail
150	138	12	-	-	152	Washington County	County Jail
44	44	-	-	-	50	Yamhill County	County Jail
944	911	33	-	-	1,020	Utah	
5	5	-	-	-	5	Beaver County	County Jail
22	22	-	-	-	30	Box Elder County	County Jail
25	22	3	-	-	35	Cache County	County Jail
10	10	-	-	-	10	Carbon County	County Jail
90	88	2	-	-	98	Davis County	County Jail
16	16	-	-	-	17	Duchesne County	County Jail
6	6	-	-	-	7	Emery County	County Jail
3	3	-	-	-	3	Garfield County	County Jail
9	8	1	-	-	10	Grand County	County Jail
10	9	1	-	-	15	Iron County	County Jail
5	5	-	-	-	6	Juab County	County Jail
1	1	-	-	-	4	Kane County	County Jail
3	3	-	-	-	5	Rich County	County Jail
469	455	14	-	-	470	Salt Lake County	County Jail
9	8	1	-	-	9	San Juan County	County Jail
4	4	-	-	-	5	Sanpete County	County Jail
16	15	1	-	-	17	Sevier County	County Jail
8	8	-	-	-	8	Summit County	County Jail
16	15	1	-	-	20	Tooele County	County Jail
19	18	1	-	-	20	Uintah County	County Jail
60	60	-	-	-	68	Utah County	County Jail
3	3	-	-	-	7	Wasatch County	County Jail
20	19	1	-	-	23	Washington County	County Jail
115	108	7	-	-	128	Weber County	County Jail

Table 2. Inmate population by detention status on June 30, 1983, and average daily

Name of county	Name of jail	Inmates by detention status						
		Total inmates	Awaiting arraignment or trial	Awaiting sentence	Serving sentence	Technical violator	Juveniles held for juvenile authority	Other
Washington		3,610	1,398	146	1,912	137	1	16
Adams County	County Jail	5	1	-	4	-	-	-
Asotin County	Clarksom City Jail	6	6	-	-	-	-	-
Benton County	County Jail	39	22	3	12	2	-	-
	Kennswick City Jail	5	3	-	2	-	-	-
	Richland City Jail	8	1	1	6	-	-	-
Chelan County	County Jail	63	35	2	22	4	-	-
	Chelan City Jail	-	-	-	-	-	-	-
	Wenatchee City Jail	46	25	-	19	2	-	-
Clallam County	County Corr. Facility	77	6	-	64	7	-	-
	Forks City Jail	4	1	-	3	-	-	-
Clark County	County Jail	114	56	6	47	5	-	-
	Vancouver City Jail	74	52	-	22	-	-	-
	County Jail	1	-	-	1	-	-	-
Columbia County	County Jail	60	18	8	28	6	-	-
Cowlitz County	County Jail	9	1	1	7	-	-	-
Ferry County	County Jail	70	42	-	28	-	-	-
Franklin County	County Jail	57	27	-	26	2	-	2
Grant County	County Jail	79	32	-	42	5	-	-
Grays Harbor County	County Jail	1	-	-	1	-	-	-
	Aberdeen City Jail	4	2	-	2	-	-	-
	Hoquian City Jail	27	13	-	14	-	-	-
Island County	Oak Harbor City Jail	6	-	1	5	-	-	-
Jefferson County	County Jail	18	2	-	16	-	-	-
King County	Main Jail	902	356	40	477	29	-	-
	No. Rehabilitation Fac.	171	11	-	160	-	-	-
	Auburn City Jail	13	5	-	8	-	-	-
	Enumclaw City Jail	4	2	-	2	-	-	-
	Issaquah City Jail	1	-	-	1	-	-	-
	Kent City Jail	21	3	-	18	-	-	-
	Kirkland City Jail	4	1	-	3	-	-	-
	Renton City Jail	17	10	1	6	-	-	-
Kitsap County	County Jail	97	31	-	62	4	-	-
	Bremerton City Jail	11	6	-	5	-	-	-
Kittitas County	County Jail	27	10	2	12	2	1	-
Klickitat County	County Jail	29	3	-	23	3	-	-
Lewis County	County Jail	58	30	4	23	1	-	-
Lincoln County	County Jail	5	2	-	3	-	-	-
Mason County	County Jail	30	11	2	17	-	-	-
Okanogan County	County Jail	47	19	21	-	7	-	-
	Oroville City Jail	2	2	-	-	-	-	-
Pacific County	County Jail	13	3	4	6	-	-	-
Pend Oreille County	County Jail	15	7	-	8	-	-	-
Pierce County	County Jail	290	170	10	100	10	-	-
	Buckley City Jail	7	5	-	2	-	-	-
	Puyallup City Jail	12	1	-	1	-	-	10
	Sumner City Jail	-	-	-	-	-	-	-
Skagit County	County Jail	22	15	-	7	-	-	-
	Anacortes City Jail	-	-	-	-	-	-	-
	Mount Vernon City Jail	3	2	-	1	-	-	-
Skamania County	County Jail	11	5	2	2	-	-	-
Snohomish County	County Jail	121	58	5	45	13	-	-
	Lynnwood City Jail	18	9	-	9	-	-	-
Spokane County	Geiger Comm. Corr. Cente	157	-	-	157	-	-	-
	County Jail	304	121	-	183	-	-	-
Stevens County	County Jail	8	1	1	5	1	-	-
Thurston County	County Jail	98	32	6	57	3	-	-
	Olympia City Jail	11	5	-	6	-	-	-
Wahkiakum County	County Jail	-	-	-	-	-	-	-
Walla Walla County	County Jail	16	10	2	3	1	-	-
	Walla Walla City Jail	5	1	-	4	-	-	-
Whatcom County	County Jail	80	33	8	19	16	-	4
Whitman County	County Jail	13	2	2	9	-	-	-
Yakima County	County Jail	184	68	14	90	12	-	-
	Toppenish City Jail	5	3	-	2	-	-	-
	Wapato City Jail	5	-	-	5	-	-	-
Wyoming		341	162	24	145	7	3	-
Albany County	County Jail	11	7	-	4	-	-	-
Big Horn County	County Jail	7	6	-	1	-	-	-
Campbell County	County Jail	38	11	-	27	-	-	-
Carbon County	County Jail	8	2	3	3	-	-	-
Converse County	County Jail	4	1	-	3	-	-	-
Crook County	County Jail	4	1	2	1	-	-	-
Fremont County	County Jail	24	17	1	6	-	-	-
	Riverton City Jail	8	4	4	-	-	-	-
Goshen County	County Jail	7	2	1	4	-	-	-
Hot Springs County	Co. Detention Center	3	2	-	1	-	-	-
Johnson County	County Jail	4	-	-	1	3	-	-
Laramie County	County Jail	31	7	5	15	2	2	-
	Cheyenne City Jail	16	5	-	11	-	-	-
Lincoln County	County Jail	8	1	-	7	-	-	-
Natrona County	County Jail	57	40	4	13	-	-	-
Niobrara County	County Jail	1	1	-	-	-	-	-
Park County	County Jail	24	13	2	8	1	-	-
	Powell City Jail	6	-	2	4	-	-	-
Platte County	County Jail	6	1	-	5	-	-	-
Sheridan County	County Jail	16	6	-	10	-	-	-
Sublette County	County Jail	2	-	-	2	-	-	-
Sweetwater County	County Jail	17	10	-	7	-	-	-
Teton County	County Jail	16	12	-	2	1	1	-
Uinta County	County Jail	16	9	-	7	-	-	-
Washakie County	Worland City Jail	3	3	-	-	-	-	-
Weston County	County Jail	4	1	-	3	-	-	-

- Represents zero or rounds to zero.

population—Con.

Average daily population for year ending June 30, 1983					Average daily population on weekends for year ending June 30, 1983	Name of county	Name of jail
Total	Adult		Juvenile				
	Male	Female	Male	Female			
3,660	3,428	225	6	1	3,902	Washington	
7	7	-	-	-	7	Adams County	County Jail
4	4	-	-	-	9	Asotin County	Clarkston City Jail
36	36	-	-	-	38	Benton County	County Jail
4	4	-	-	-	6		Kennewick City Jail
8	7	-	-	-	14		Richland City Jail
45	40	5	-	-	55	Chelan County	County Jail
3	3	-	-	-	4		Chelan City Jail
38	38	-	-	-	45		Wenatchee City Jail
80	79	1	-	-	86	Clallam County	County Corr. Facility
3	3	-	-	-	4		Forks City Jail
110	105	5	-	-	113	Clark County	County Jail
75	75	-	-	-	80		Vancouver City Jail
1	1	-	-	-	3	Columbia County	County Jail
69	67	2	-	-	66	Cowlitz County	County Jail
8	8	-	-	-	8	Ferry County	County Jail
60	57	3	-	-	68	Franklin County	County Jail
52	50	2	-	-	59	Grant County	County Jail
69	63	6	-	-	77	Grays Harbor County	County Jail
2	2	-	-	-	3		Aberdeen City Jail
2	2	-	-	-	4		Hoquiam City Jail
25	25	-	-	-	29	Island County	County Jail
6	5	1	-	-	10		Oak Harbor City Jail
18	16	2	-	-	18	Jefferson County	County Jail
928	862	61	4	1	935	King County	Main Jail
162	145	17	-	-	170		No. Rehabilitation Fac.
25	23	2	-	-	26		Auburn City Jail
3	3	-	-	-	8		Enumclaw City Jail
16	15	1	-	-	4		Issaquah City Jail
4	4	-	-	-	16		Kent City Jail
21	19	2	-	-	7		Kirkland City Jail
92	82	10	-	-	23		Renton City Jail
13	12	1	-	-	100	Kitsap County	County Jail
28	25	3	-	-	16		Bremerton City Jail
27	25	2	1	-	30	Kititas County	County Jail
52	47	5	-	-	27	Klickitat County	County Jail
6	6	-	-	-	62	Lewis County	County Jail
28	28	-	-	-	7	Lincoln County	County Jail
46	45	1	-	-	30	Mason County	County Jail
7	7	-	-	-	60	Okanogan County	County Jail
14	14	-	-	-	8		Oroville City Jail
15	15	-	-	-	16	Pacific County	County Jail
302	276	25	1	-	17	Pend Oreille County	County Jail
11	10	1	-	-	320	Pierce County	County Jail
5	5	-	-	-	14		Buckley City Jail
2	2	-	-	-	6		Puyallup City Jail
34	31	3	-	-	3		Sumner City Jail
1	1	-	-	-	34	Skagit County	County Jail
4	4	-	-	-	2		Anacortes City Jail
10	10	-	-	-	5		Mount Vernon City Jail
127	122	5	-	-	11	Skamania County	County Jail
18	17	1	-	-	131	Snohomish County	County Jail
157	154	3	-	-	18		Lynnwood City Jail
332	312	20	-	-	157	Spokane County	Geiger Comm. Corr. Cente
9	9	-	-	-	345		County Jail
87	80	7	-	-	20	Stevens County	County Jail
18	18	-	-	-	94	Thurston County	County Jail
1	1	-	-	-	23		Olympia City Jail
18	16	2	-	-	1	Wahkiakum County	County Jail
5	5	-	-	-	21	Walla Walla County	County Jail
84	78	6	-	-	7		Walla Walla City Jail
18	17	1	-	-	88	Whatcom County	County Jail
192	175	17	-	-	20	Whitman County	County Jail
5	4	1	-	-	198	Yakima County	County Jail
5	4	1	-	-	11		Toppenish City Jail
					5		Wapato City Jail
383	316	17	40	10	459	Wyoming	
11	10	1	-	-	15	Albany County	County Jail
7	7	-	-	-	8	Big Horn County	County Jail
38	32	6	-	-	45	Campbell County	County Jail
15	11	4	3	1	20	Carbon County	County Jail
11	9	2	1	-	14	Converse County	County Jail
6	6	-	-	-	8	Crook County	County Jail
29	26	3	-	-	34	Fremont County	County Jail
4	3	1	2	1	10		Riverton City Jail
8	5	3	-	-	8	Goshen County	County Jail
3	3	-	-	-	4	Hot Springs County	Co. Detention Center
9	5	4	2	-	11	Johnson County	County Jail
33	29	4	3	1	35	Laramie County	County Jail
28	16	12	5	4	33		Cheyenne City Jail
14	12	2	3	-	16	Lincoln County	County Jail
55	43	12	10	1	60	Natrona County	County Jail
2	2	-	-	-	4	Niobrara County	County Jail
19	17	2	1	-	19	Park County	County Jail
4	3	1	1	-	6		Powell City Jail
6	5	1	-	-	8	Platte County	County Jail
16	16	-	-	-	20	Shiridan County	County Jail
2	2	-	-	-	4	Sublette County	County Jail
25	20	5	3	-	28	Sweetwater County	County Jail
14	11	3	2	-	18	Teton County	County Jail
17	16	1	-	-	18	Uinta County	County Jail
3	3	-	-	-	8	Washakie County	Worland City Jail
4	4	-	-	-	5	Weston County	County Jail

Table 3. Inmates held for Federal, State, and other local authorities on June 30, 1983

Name of county	Name of jail	Inmate population on June 30, 1983	Inmates held for other authorities				
			Total	Federal		State	Other counties or cities
				Illegal aliens	Other		
Alaska		37	1	-	-	1	-
Kenai Peninsula Borough	Seward City Jail	3	-	-	-	-	-
Kobuk Census Area	Kotzebue City Jail	18	-	-	-	-	-
Kodiak Island Borough	Kodiak City Jail	8	-	-	-	-	-
Sitka city and Borough	Sitka City Jail	6	-	-	-	-	-
Valdez-Cordova Area	Cordova City Jail	2	1	-	-	1	-
Arizona		2,940	247	121	55	45	26
Apache County	County Jail	22	-	-	-	-	-
Cochise County	County Jail	70	14	10	-	-	4
	Douglas City Jail	11	5	-	-	-	4
Cocconino County	County Jail	107	20	20	-	-	-
Gila County	County Jail	75	20	20	-	-	-
	Miami City Jail	12	-	-	-	-	-
Graham County	County Jail	9	1	-	1	-	-
Greenlee County	Co. Jail-Max. Security	310	37	4	9	14	10
Maricopa County	Co. Jail-Med. Security	221	-	-	-	-	-
	Co. Jail-Max. Security	728	86	48	20	13	5
	County Jail	46	4	-	-	2	1
	County Towers Jail	343	21	1	20	-	-
	Medical Detention Center	7	-	-	-	-	-
	Peoria City Jail	3	1	-	-	-	-
	Tolleson City Jail	5	-	-	-	-	-
Mohave County	County Jail	71	-	-	-	-	-
	County Honor Farm	32	-	-	-	-	-
Navajo County	County Jail	75	-	-	-	-	-
	Winslow City Jail	33	2	1	-	1	-
Pima County	County Detention Center	305	10	-	-	10	-
	County Jail Annex	125	-	-	-	-	-
	County Jail Substation	7	-	-	-	-	-
	South Tucson Town Jail	10	7	7	-	-	-
Pinal County	County Jail	86	-	-	-	-	-
	Coolidge City Jail	1	-	-	-	-	-
	Eloy City Jail	5	-	-	-	-	-
Santa Cruz County	County Jail	30	14	7	5	-	2
Yavapai County	County Jail	90	5	-	-	5	-
Yuma County	County Jail	76	-	-	-	-	-
La Paz County	County Jail	22	-	-	-	-	-
California		41,720	2,019	278	139	1,331	271
Alameda County	Co. Jail-Santa Rita	2,565	59	-	-	47	12
	County Jail	83	17	-	-	5	6
	Co. Male Work Furlough	173	2	-	6	-	2
	Co. Female Work Furlough	13	1	-	-	-	-
	Oakland City Jail	253	143	88	-	-	55
Amador County	County Jail	13	4	-	-	-	4
Butte County	County Jail	214	3	-	-	3	-
Calaveras County	County Jail	31	1	-	-	-	1
Colusa County	County Jail	46	20	-	20	-	-
Contra Costa County	Sheriff's Rehab. Center	197	45	-	-	45	8
	Work Furlough Center	86	4	-	-	4	5
	Co. Detention Facility	454	56	13	-	36	7
	Co. Jail-Men's Dormitory	25	4	-	-	1	3
Del Norte County	County Jail	37	2	-	-	2	-
El Dorado County	County Jail	82	13	12	-	-	1
	County Jail	38	-	-	-	-	-
Fresno County	County Jail	833	29	-	29	-	-
	Industrial Farm	343	29	-	-	25	4
Glenn County	County Jail	48	5	3	-	-	2
Humboldt County	County Jail	153	1	-	-	-	1
Imperial County	County Jail	135	15	10	-	2	3
	Minimum Security Jail	205	-	-	-	-	-
	Brawley City Jail	2	-	-	-	-	-
Inyo County	County Jail	48	-	-	-	-	-
Kern County	County Jail	664	48	1	3	24	20
	Leto Min. Sec. Facility	603	50	50	-	-	-
	Leto Max. Med. Facility	428	5	-	-	5	-
Kings County	County Jail	298	5	-	-	4	1
Lake County	County Jail	44	-	-	-	-	-
Lassen County	County Jail	30	-	-	-	-	-
Los Angeles County	Biscailuz Center	931	-	-	-	-	-
	Hall of Justice Jail	1,333	-	-	-	-	-
	Men's Central Jail	5,720	622	-	-	622	-
	Honor Rancho-Min. Sec.	1,759	-	-	-	-	-
	Sybil Brand Institute	1,213	55	-	23	32	-
	Honor Rancho-Max. Sec.	1,357	-	-	-	-	-
	Burbank City Jail	14	1	-	-	1	-
	Glendale City Jail	20	-	-	-	-	-
	Long Beach City Jail	122	-	-	-	-	-
	Pasadena City Jail	4	-	-	-	-	-
	Torrance City Jail	27	-	-	-	-	-
Madera County	County Jail	198	18	18	-	-	-
Marin County	County Jail	106	-	-	-	-	-
Mariposa County	County Jail	17	-	-	-	-	-
Mendocino County	Low Gap Detention Ctr.	78	-	-	-	-	-
	Maximum Security Jail	31	2	1	-	-	1
Merced County	Branch Jail	155	-	-	-	-	-
	County Jail	181	-	-	-	-	-
	Los Banos City Jail	4	-	-	-	-	-
Modoc County	County Detention Center	8	-	-	-	-	-
Mono County	County Jail	7	-	-	-	-	-
Monterey County	County Jail	256	13	1	-	9	3
	County Rehab. Center	335	15	15	-	-	-
Napa County	Dept Of Corrections	108	2	1	-	1	-
Nevada County	County Jail	71	2	-	-	-	2

See footnotes at end of table.

Table 3. Inmates held for Federal, State, and other local authorities on June 30, 1983—Con.

Name of county	Name of jail	Inmate population on June 30, 1983	Inmates held for other authorities				
			Total	Federal		State	Other counties or cities
				Illegal aliens	Other		
California—Con.							
Orange County	County Jail	1,828	22	-	-	4	18
	Theo Lacy Facility	324	-	-	-	-	-
	J. A. Musick Facility	241	-	-	-	-	-
	Anaheim City Jail	15	-	-	-	-	-
	Costa Mesa City Jail	10	-	-	-	-	-
	Newport Beach City Jail	19	-	-	-	-	-
	San Clemente City Jail	5	-	-	-	-	-
Placer County	County Jail	142	-	-	-	-	-
	Minimum Security Jail	79	2	-	-	2	-
Plumas County	County Jail	25	-	-	-	-	-
	Banning Rehab. Center	278	-	-	-	-	-
Riverside County	County Jail	484	-	-	-	-	-
	County Jail	139	6	3	-	3	-
	County Jail	60	1	1	-	-	-
	Hemet City Jail	4	-	-	-	-	-
Sacramento County	Perris City Jail	1	-	-	-	-	-
	County Main Jail	531	62	-	31	27	4
	Rio Consumnes Corr. Ctr.	933	64	5	8	48	3
	Co. Work Furlough Center	109	-	-	-	-	-
San Benito County	County Jail	51	4	3	-	-	1
	County Jail	759	25	-	-	25	-
San Bernardino County	Glen Helen Rehab. Center	398	54	-	-	54	-
	Co. Work Furlough Center	112	-	-	-	-	-
San Diego County	Barrett Honor Camp	72	-	-	-	-	-
	Descanso Detention Fac.	242	10	-	-	10	-
	Camp Morena	85	-	-	-	-	-
	LaCima Consv. Honor Camp	85	-	-	-	-	-
	San Jose Honor Camp	115	-	-	-	-	-
	West Folk Honor Camp	109	-	-	-	-	-
	County Jail	1,025	1	-	1	-	-
San Francisco City/Co.	Las Colinas Det. Fac.	243	2	-	-	2	-
	Vista Detention Facility	348	-	1	-	-	-
	South Bay Detention Fac.	322	18	-	-	18	-
	San Francisco Jail No. 1	377	-	-	-	-	-
	San Francisco Jail No. 3	590	114	-	-	100	14
	San Francisco Jail No. 2	384	46	-	-	46	-
	San Francisco Jail No. 4	57	13	-	1	-	12
San Joaquin County	Jail Hospital-Ward 7D	18	-	-	-	-	-
	County Men's Jail	358	11	4	-	-	7
	County Female Jail	80	1	-	-	-	1
	Honor Farm	256	-	-	-	-	-
San Luis Obispo County	County Jail	172	21	10	-	11	-
	County Main Jail	395	30	-	-	-	20
San Mateo County	Sheriff's Honor Camp	96	-	-	-	-	-
	Co. Work Furlough Fac.	115	-	-	-	-	-
	Women's Corr. Facility	85	-	-	-	-	-
	Medium Security Facility	84	-	-	-	-	-
	Co. Detention Facility	376	14	6	1	7	-
Santa Barbara County	Honor Farm	124	-	-	-	-	-
	Lompoc City Jail	8	-	-	-	-	-
Santa Clara County	County Main Jail	712	39	2	-	37	-
	Elmwood Jail	40	-	-	-	-	-
	North Co. Detention Fac.	58	-	-	-	-	-
	Womens Detention Facility	146	-	-	-	-	-
	Co. Jail-Min. Security	985	20	-	-	-	20
	Elmwood Jail-Mod. Fac.	138	-	-	-	-	-
	Womens Residential Ctr.	24	-	-	-	-	-
Santa Cruz County	Park Alameda Work Furl.	80	-	-	-	-	-
	Elmwood Jail-Medium Sec.	137	-	-	-	-	-
	County Jail	120	45	15	3	15	12
	Rehabilitation Facility	145	3	-	-	3	-
Shasta County	County Water St. Jail	77	35	13	2	12	8
	County Jail	149	-	-	-	-	-
Siskiyou County	Crystal Creek Center	74	-	-	-	-	-
	Co. Detention Annex	40	-	-	-	-	-
Solano County	County Jail	53	-	-	-	-	-
	County Jail	135	6	-	1	5	-
Sonoma County	Solano County Jail	63	-	-	-	-	-
	Co. Detention Facility	229	-	-	-	-	-
	County Jail	335	3	2	1	-	-
Stanislaus County	Minimum Security Jail	140	-	-	-	-	-
	County Jail	313	3	-	-	2	1
	Honor Farm	212	22	-	-	8	14
Sutter County	County Women's Facility	70	3	-	-	-	3
	County Jail	111	8	-	8	-	-
Tehama County	County Jail	66	4	-	1	3	-
	County Jail	9	-	-	-	-	-
Tulare County	County Jail	306	-	-	-	-	-
	Co. Correctional Center	280	-	-	-	-	-
Tuolumne County	County Jail	47	1	-	-	1	-
	Co. Work Furlough Prog.	158	-	-	-	-	-
Ventura County	County Jail	611	-	-	-	-	-
	Honor Farm	331	-	-	-	-	-
Yolo County	Port Huene City Jail	5	-	-	-	-	-
	County Jail	150	8	-	-	8	-
Yuba County	County Prison Farm	75	-	-	-	-	-
	County Jail	149	-	-	-	-	-
Colorado		2,747	310	9	30	192	79
Adams County	County Jail	134	20	-	-	20	-
	Work Release Annex	7	-	-	-	-	-
Alamosa County	County Jail	7	-	-	-	-	-
	County Jail	180	25	-	-	25	-
Arapahoe County	Aurora City Jail	7	-	-	-	-	-
	County Jail	4	-	-	-	-	-
Archuleta County	County Jail	7	-	-	-	-	-
	County Jail	3	-	-	-	-	-
Baca County	County Jail	1	-	-	-	-	-
	County Jail	93	2	-	-	-	2
Bent County	County Jail	1	-	-	-	-	-
	County Jail	93	2	-	-	-	2
Boulder County	County Jail	93	2	-	-	-	2
	County Jail	10	4	-	-	2	2

See footnotes at end of table.

Table 3. Inmates held for Federal, State, and other local authorities on June 30, 1983—Con.

Name of county	Name of jail	Inmate population on June 30, 1983	Inmates held for other authorities				Other counties or cities
			Total	Federal		State	
				Illegal aliens	Other		
Colorado—Con.							
Cheyenne County	County Jail.....	3	-	-	-	-	
Clear Creek County	County Jail.....	30	25	-	-	25	
Conejos County	County Jail.....	5	-	-	-	-	
Costilla County	County Jail.....	4	2	-	2	-	
Delta County	County Jail.....	17	-	-	-	-	
Denver City and County	County Jail.....	932	94	4	18	72	
Douglas County	County Jail.....	17	1	-	-	-	
Eagle County	County Corr. Facility.....	8	-	-	-	-	
Fibert County	County Jail.....	2	-	-	-	-	
El Paso County	County Jail.....	235	-	-	-	-	
	Community Corrections.....	44	-	-	-	-	
Fremont County	County Jail.....	20	2	-	-	2	
Garfield County	County Jail.....	32	10	-	-	10	
Gilpin County	County Jail.....	1	1	-	1	-	
Grand County	County Jail.....	13	2	-	-	2	
Gunnison County	County Jail.....	3	-	-	-	-	
Huerfano County	County Jail.....	6	2	-	-	2	
Jackson County	County Jail.....	4	-	-	-	-	
Jefferson County	County Jail.....	122	31	-	-	31	
	Work Ed. Release Program.....	57	-	-	-	-	
Kit Carson County	County Jail.....	7	-	-	-	-	
Lake County	County Jail.....	8	1	-	-	1	
La Plata County	County Jail.....	32	2	2	-	-	
Larimer County	County Jail.....	81	-	-	-	-	
Las Animas County	County Jail.....	15	1	-	-	1	
Lincoln County	County Jail.....	8	1	-	-	-	
Logan County	County Jail.....	18	11	-	-	11	
Mesa County	County Jail.....	80	4	2	2	-	
	County Work Release.....	39	-	-	-	-	
Moffat County	County Jail.....	17	2	-	-	2	
	Corr. Alt. Placement.....	18	-	-	-	-	
Montezuma County	County Jail.....	26	1	-	-	1	
Montrose County	County Jail.....	23	2	-	-	2	
Morgan County	County Jail.....	14	-	-	-	-	
Otero County	County Jail.....	10	3	-	3	-	
Pitkin County	County Jail.....	4	-	-	-	-	
Prowers County	County Jail.....	4	-	-	-	-	
Pueblo County	Detention and Corr. Fac.....	130	42	-	5	12	
	Detention Fac.-Annex 3.....	24	-	-	-	-	
Rio Blanco County	County Jail.....	8	1	-	-	1	
Rio Grande County	County Jail.....	11	1	-	-	1	
Routt County	County Jail.....	8	-	-	-	-	
Saguache County	County Jail.....	13	4	-	-	4	
Summit County	County Jail.....	13	2	-	-	2	
Teller County	County Jail.....	15	3	-	-	3	
Washington County	County Jail.....	3	1	-	-	1	
Weld County	County Jail.....	117	7	1	1	3	
Idaho							
Ada County	County Jail.....	604	50	8	12	17	
Adams County	County Jail.....	106	22	6	7	9	
Bannock County	County Jail.....	2	-	-	-	-	
Bear Lake County	County Jail.....	56	5	2	3	-	
Benevah County	Montpelier City Jail.....	1	1	-	-	1	
	County Jail.....	11	2	-	-	2	
Bingham County	County Jail.....	15	-	-	-	-	
Blaine County	County Jail.....	4	1	-	-	1	
Bonneville County	County Jail.....	48	-	-	-	-	
Boundary County	County Jail.....	13	-	-	-	-	
Canyon County	County Jail.....	67	-	-	-	-	
	Nampa City Jail.....	4	-	-	-	-	
Caribou County	County Jail.....	2	-	-	-	-	
Cassia County	County Jail.....	18	-	-	-	-	
Clearwater County	County Jail.....	8	1	-	-	1	
Elmore County	County Jail.....	18	1	-	1	-	
Franklin County	County Jail.....	2	-	-	-	-	
Fremont County	County Jail.....	5	1	-	-	1	
Gem County	County Jail.....	8	-	-	-	-	
Gooding County	County Jail.....	9	-	-	-	-	
Idaho County	County Jail.....	6	2	-	-	2	
Jefferson County	County Jail.....	5	-	-	-	-	
Jerome County	County Jail.....	10	1	-	1	-	
Latah County	County Jail.....	5	-	-	-	-	
Lemhi County	County Jail.....	1	-	-	-	-	
Lewis County	County Jail.....	5	-	-	-	-	
Madison County	County Jail.....	7	-	-	-	-	
Minidoka County	County Jail.....	21	5	-	-	1	
Nez Perce County	County Jail.....	40	-	-	-	4	
Owyhee County	County Jail.....	1	-	-	-	-	
Payette County	County Jail.....	15	-	-	-	-	
Power County	County Jail.....	5	-	-	-	-	
Shoshone County	County Jail.....	37	-	-	-	-	
Twin Falls County	County Jail.....	40	8	-	-	2	
Valley County	County Jail.....	5	-	-	-	-	
Washington County	County Jail.....	4	-	-	-	-	

See footnotes at end of table.

Table 3. Inmates held for Federal, State, and other local authorities on June 30, 1983—Con.

Name of county	Name of jail	Inmate population on June 30, 1983	Inmates held for other authorities				
			Total	Federal		State	Other counties or cities
				Illegal aliens	Other		
Montana		405	29	-	12	9	8
Beaverhead County	County Jail	7	-	-	-	-	-
Big Horn County	County Jail	19	2	-	2	-	-
Blaine County	County Jail	2	-	-	-	-	-
Carbon County	County Jail	1	-	-	-	-	-
Cascade County	County Jail	41	4	-	4	-	-
	Great Falls City Jail	6	-	-	-	-	-
Chouteau County	County Jail	8	-	-	-	-	-
Custer County	County Jail	5	-	-	-	-	-
Dawson County	County Jail	5	1	-	-	-	1
Anaconda-Deer Lodge Co.	County Jail	7	1	-	-	-	1
Fallon County	County Jail	6	1	-	-	1	-
Fergus County	County Jail	11	-	-	-	-	-
Flathead County	County Jail	26	-	-	-	-	-
Gallatin County	County Jail	18	-	-	-	-	-
Glacier County	County Jail	3	1	-	-	1	-
	Cut Bank City Jail	1	-	-	-	-	-
Hill County	County Jail	5	-	-	-	-	-
	Have City Jail	2	-	-	-	-	-
Jefferson County	County Jail	5	-	-	-	-	-
Lake County	County Jail	17	8	-	-	3	5
Lewis and Clark County	County Jail	23	-	-	-	-	-
Lincoln County	County Jail	9	1	-	-	1	-
Madison County	County Jail	3	-	-	-	-	-
Mineral County	County Jail	4	-	-	-	-	-
Missoula County	County Jail	59	-	-	-	-	-
Musselshell County	County Jail	3	-	-	-	-	-
Park County	County Jail	6	2	-	-	1	1
Pondera County	County Jail	3	-	-	-	-	-
Powell County	County Jail	4	-	-	-	-	-
Ravalli County	County Jail	6	-	-	-	-	-
Richland County	County Jail	5	-	-	-	-	-
Roosevelt County	County Jail	2	2	-	2	-	-
Rosebud County	County Jail	4	-	-	-	-	-
Sanders County	County Jail	5	-	-	-	-	-
Butte-Silver Bow County	County Jail	20	2	-	2	-	-
Stillwater County	County Jail	4	-	-	-	-	-
Teton County	County Jail	2	2	-	-	2	-
Valley County	County Jail	5	-	-	-	-	-
Wheatland County	County Jail	3	-	-	-	-	-
Yellowstone County	County Jail	40	2	-	2	-	-
Nevada		940	50	20	19	6	5
Churchill County	County Jail	13	-	-	-	-	-
	Fallon City Jail	15	-	-	-	-	-
Clark County	County Jail	258	-	-	-	-	-
	Las Vegas Misdemeanant	55	2	-	2	-	-
	Henderson City Jail	19	1	-	-	-	-
	No. Las Vegas City Jail	81	15	13	2	-	-
Douglas County	County Jail	25	-	-	-	-	-
Elko County	County Jail	36	4	-	3	1	-
Esmeralda County	County Jail	2	-	-	-	-	-
Humboldt County	County Jail	12	2	-	1	-	1
Lander County	Austin Jail	9	-	-	-	-	-
Lyon County	County Jail	20	1	-	-	1	-
Mineral County	Hawthorne Town Jail	14	-	-	-	-	-
Nye County	County Jail	5	-	-	-	-	-
Carson City city area	Carson City Jail	32	-	-	-	-	-
Pershing County	County Jail	6	-	-	-	-	-
Washoe County	County Jail	99	-	-	-	-	-
	County Detention Center	83	-	-	-	-	-
	Reno City Jail	90	2	-	-	2	-
	Sparks City Jail	56	7	-	10	2	2
White Pine County	County Jail	10	2	-	-	-	2
New Mexico		1,346	162	70	33	36	23
Bernalillo County	City-County Jail	332	44	-	31	13	-
	City-Co. Satellite Jail	77	-	-	-	-	-
Catron County	County Jail	5	-	-	-	-	-
Chaves County	County Jail	73	-	-	-	-	-
Colfax County	County Jail	8	5	-	-	4	1
Curry County	County Jail	36	1	-	-	1	-
	Clovis City Jail	10	-	-	-	-	-
De Baca County	County Jail	1	1	-	-	1	-
Dona Ana County	County Jail	74	27	20	-	2	5
Eddy County	County Jail	71	9	-	2	4	3
	Artesia City Jail	14	2	-	-	-	2
Grant County	County Jail	27	2	-	-	-	2
Guadalupe County	County Jail	8	-	-	-	-	-
Hidalgo County	County Jail	26	11	11	-	-	-
Lea County	County Jail	80	5	-	-	3	2
	Hobbs City Jail	11	-	-	-	-	-
Lincoln County	County Jail	11	3	-	-	3	-
Los Alamos County	County Jail	2	-	-	-	-	-
Luna County	County Jail	20	8	8	-	-	-
McKinley County	Gallup City Jail	95	3	3	-	-	-
Mora County	County Jail	8	8	-	-	3	5
Otero County	County Jail	25	-	-	-	-	-
Quay County	County Detention Center	17	-	-	-	-	-
Rio Arriba County	County Jail	5	-	-	-	-	-
Roosevelt County	County Jail	21	-	-	-	-	-
Sandoval County	County Jail	27	-	-	-	-	-
San Juan County	County Detention Center	118	-	-	-	-	-
Santa Fe County	County Detention Center	34	3	-	-	2	1
Sierra County	County Jail	17	1	1	-	-	-
Socorro County	County Jail	13	-	-	-	-	-
Taos County	County Jail	8	-	-	-	-	-

See footnotes at end of table.

Table 3. Inmates held for Federal, State, and other local authorities on June 30, 1983—Con.

Name of county	Name of jail	Inmate population on June 30, 1983	Inmates held for other authorities				
			Total	Federal		State	Other counties or cities
				Illegal aliens	Other		
New Mexico—Con.							
Torrance County	County Jail.....	21	1	-	-	-	1
Union County	Clayton City Jail.....	4	-	-	-	-	-
Valencia County	County Jail.....	42	27	27	-	-	-
Cibola County	Grants City Jail.....	5	1	-	-	-	1
Oregon		2,304	140	8	23	32	77
Benton County	County Jail.....	32	-	-	-	-	-
Clackamas County	County Jail.....	111	-	-	-	-	-
Clatsop County	Co. Detention Facility.....	39	2	-	-	-	2
	Seaside City Jail.....	3	1	-	-	-	1
Columbia County	County Jail.....	21	-	-	-	-	-
Coos County	County Jail.....	70	9	-	-	2	7
Crook County	Prineville City Jail.....	18	2	-	-	-	2
Curry County	County Jail.....	12	1	-	1	-	-
Deschutes County	County Jail.....	45	5	-	-	-	5
Douglas County	County Jail.....	74	5	-	5	-	-
	Reedsport City Jail.....	1	-	-	-	-	-
	Roseburg City Jail.....	4	-	-	-	-	-
Grant County	County Jail.....	4	-	-	-	-	-
Harney County	County Jail.....	4	-	-	-	-	-
Hood River County	County Jail.....	15	-	-	-	-	-
Jackson County	County Jail.....	140	19	4	2	5	8
	Co. Work Release Center.....	27	-	-	-	-	-
Jefferson County	County Jail.....	16	-	-	-	-	-
Josephine County	County Corr. Facility.....	84	1	-	-	-	1
Klamath County	County Jail.....	77	-	-	-	-	-
Lake County	County Jail.....	14	-	-	-	-	-
Lane County	County Jail.....	323	15	-	5	2	8
Lincoln County	County Jail.....	22	-	-	-	-	-
Linn County	County Jail.....	58	1	-	-	1	-
	Albany City Jail.....	3	-	-	-	-	-
Malheur County	County Jail.....	31	1	-	-	-	1
Marion County	County Jail.....	116	1	1	-	-	-
	Co. Restitution Center.....	29	2	-	2	-	-
Multnomah County	County Corr. Institution.....	186	-	-	-	-	-
	Rocky Butte Jail.....	312	52	-	7	15	30
	Claire Argow Womens Ctr.....	37	6	-	1	4	1
Polk County	County Jail.....	44	2	2	-	-	-
Umatilla County	County Jail.....	61	-	-	-	-	-
	Hermiston City Jail.....	6	-	-	-	-	-
Union County	County Corr. Facility.....	36	10	-	-	-	10
Wasco County	County Jail.....	34	-	-	-	-	-
Washington County	County Jail.....	151	5	1	-	3	1
Yamhill County	County Jail.....	44	-	-	-	-	-
Utah		906	63	7	18	23	15
Beaver County	County Jail.....	4	-	-	-	-	-
Box Elder County	County Jail.....	22	-	-	-	-	-
Cache County	County Jail.....	24	4	-	-	-	4
Carbon County	County Jail.....	10	-	-	-	-	-
Davis County	County Jail.....	93	7	3	2	2	-
Duchesne County	County Jail.....	20	-	-	-	-	-
Emery County	County Jail.....	6	2	-	-	2	-
Garfield County	County Jail.....	1	-	-	-	-	-
Grand County	County Jail.....	14	4	-	-	-	4
Iron County	County Jail.....	9	1	-	-	1	-
Juab County	County Jail.....	3	1	-	-	-	1
Kane County	County Jail.....	1	-	-	-	-	-
Salt Lake County	County Jail.....	438	28	2	16	10	-
San Juan County	County Jail.....	8	-	-	-	-	-
Sevier County	County Jail.....	15	5	-	-	3	2
Summit County	County Jail.....	8	-	-	-	-	-
Tocele County	County Jail.....	10	2	2	-	-	-
Uintah County	County Jail.....	9	9	-	-	5	4
Utah County	County Jail.....	60	-	-	-	-	-
Wasatch County	County Jail.....	4	-	-	-	-	-
Washington County	County Jail.....	27	-	-	-	-	-
Weber County	County Jail.....	120	-	-	-	-	-
Washington		3,610	439	44	58	250	87
Adams County	County Jail.....	5	5	-	-	1	4
Asotin County	Clarkston City Jail.....	6	-	-	-	-	-
Benton County	County Jail.....	39	2	2	-	-	-
	Kennewick City Jail.....	5	-	-	-	-	-
	Richland City Jail.....	8	1	-	-	-	1
Chelan County	County Jail.....	63	-	-	-	-	-
	Wenatchee City Jail.....	46	26	16	-	-	10
Clallam County	County Corr. Facility.....	77	30	-	1	29	-
	Forks City Jail.....	4	2	-	-	2	-
C Clark County	County Jail.....	114	-	-	-	-	-
	Vancouver City Jail.....	74	-	-	-	-	-
Columbia County	County Jail.....	1	-	-	-	-	-
Cowlitz County	County Jail.....	60	4	-	-	2	2
Ferry County	County Jail.....	9	1	-	-	-	1
Franklin County	County Jail.....	70	2	-	2	-	-
Grant County	County Jail.....	57	2	-	-	2	-
Grays Harbor County	County Jail.....	79	-	-	-	-	-
	Aberdeen City Jail.....	1	-	-	-	-	-
	Hoquiam City Jail.....	4	-	-	-	-	-
Island County	County Jail.....	27	-	-	-	-	-
	Oak Harbor City Jail.....	7	-	-	-	-	-
Jefferson County	County Jail.....	13	-	-	-	-	-

See footnotes at end of table.

Table 3. Inmates held for Federal, State, and other local authorities on June 30, 1983—Con.

Name of county	Name of jail	Inmate population on June 30, 1983	Inmates held for other authorities				
			Total	Federal		State	Other counties or cities
				Illegal aliens	Other		
Washington—Con.							
King County	Main Jail	902	86	2	1	69	14
	No. Rehabilitation Fac.	171	-	-	-	-	-
	Auburn City Jail	13	1	-	-	-	1
	Enumclaw City Jail	4	-	-	-	-	-
	Issaquah City Jail	1	-	-	-	-	-
	Kent City Jail	21	1	-	-	-	1
	Kirkland City Jail	4	-	-	-	-	-
	Renton City Jail	17	7	6	1	-	-
	County Jail	97	-	-	-	-	-
	Bremerton City Jail	11	2	-	1	1	-
Kitsap County	County Jail	27	1	-	-	1	-
	County Jail	29	-	-	-	-	-
Kittitas County	County Jail	27	1	-	-	-	-
	County Jail	29	-	-	-	-	-
Klickitat County	County Jail	29	-	-	-	-	-
	County Jail	58	11	3	-	-	8
Lewis County	County Jail	5	-	-	-	-	-
	County Jail	30	-	-	-	-	-
Lincoln County	County Jail	30	-	-	-	-	-
	County Jail	47	9	9	-	-	-
Mason County	County Jail	47	-	-	-	-	-
	County Jail	2	-	-	-	-	-
Okanogan County	Oroville City Jail	2	-	-	-	-	-
	County Jail	13	-	-	-	-	-
Pacific County	County Jail	13	-	-	-	-	-
	County Jail	15	1	-	-	-	-
Pend Oreille County	County Jail	15	-	-	-	-	-
	County Jail	290	25	-	10	5	10
Pierce County	Buckley City Jail	7	4	-	4	-	-
	Puyallup City Jail	12	10	-	10	-	-
Skagit County	County Jail	22	-	-	-	-	-
	County Jail	3	-	-	-	-	-
Mount Vernon City Jail	County Jail	11	-	-	-	-	-
	County Jail	11	11	-	-	11	-
Skamania County	County Jail	11	-	-	-	-	-
	County Jail	121	-	-	-	-	-
Snohomish County	Lynnwood City Jail	18	-	-	-	-	-
	County Jail	157	121	-	14	102	5
Spokane County	Geiger Comm. Corr. Cente ..	304	36	2	10	4	20
	County Jail	8	3	-	-	1	2
Stevens County	County Jail	8	-	-	-	-	-
	County Jail	98	2	-	-	2	-
Thurston County	Olympia City Jail	11	-	-	-	-	-
	County Jail	16	-	-	-	-	-
Walla Walla County	County Jail	5	-	-	-	-	-
	Walla Walla City Jail	5	-	-	-	-	-
Whatcom County	County Jail	80	8	3	1	2	2
	County Jail	13	2	-	-	1	2
Whitman County	County Jail	13	-	-	-	-	-
	County Jail	184	20	1	2	16	1
Yakima County	Toppenish City Jail	5	3	-	-	-	3
	Wapato City Jail	5	-	-	-	-	-
Wyoming							
Albany County	County Jail	341	18	-	5	9	4
	County Jail	11	1	-	-	-	1
Big Horn County	County Jail	7	-	-	-	-	-
	County Jail	38	-	-	-	-	-
Campbell County	County Jail	8	2	-	-	2	-
	County Jail	4	-	-	-	-	-
Carbon County	County Jail	4	-	-	-	-	-
	County Jail	4	-	-	-	-	-
Converse County	County Jail	4	-	-	-	-	-
	County Jail	24	1	-	-	-	1
Crook County	County Jail	24	-	-	-	-	-
	County Jail	8	-	-	-	-	-
Fremont County	Riverton City Jail	8	-	-	-	-	-
	County Jail	7	-	-	-	-	-
Goshen County	County Jail	7	-	-	-	-	-
	Co. Detention Center	3	-	-	-	-	-
Hot Springs County	County Jail	3	-	-	-	-	-
	County Jail	4	-	-	-	-	-
Johnson County	County Jail	4	-	-	-	-	-
	County Jail	31	-	-	-	-	-
Laramie County	Cheyenne City Jail	16	1	-	1	-	-
	County Jail	8	-	-	-	-	-
Lincoln County	County Jail	8	-	-	-	-	-
	County Jail	57	3	-	1	2	-
Natrona County	County Jail	1	-	-	-	-	-
	County Jail	1	-	-	-	-	-
Niobrara County	County Jail	1	-	-	-	-	-
	County Jail	24	-	-	-	-	-
Park County	County Jail	6	1	-	-	-	1
	Powell City Jail	6	-	-	-	-	-
Platte County	County Jail	6	1	-	1	-	-
	County Jail	16	-	-	-	-	-
Sheridan County	County Jail	16	-	-	-	-	-
	County Jail	2	-	-	-	-	-
Sublette County	County Jail	2	-	-	-	-	-
	County Jail	17	2	-	-	1	1
Sweetwater County	County Jail	17	-	-	-	-	-
	County Jail	16	4	-	2	2	-
Teton County	County Jail	16	-	-	-	-	-
	County Jail	16	-	-	-	-	-
Uinta County	County Jail	16	-	-	-	-	-
	County Jail	3	-	-	-	-	-
Washakie County	Worland City Jail	3	-	-	-	-	-
	County Jail	4	2	-	-	2	-
Weston County	County Jail	4	-	-	-	-	-
	County Jail	4	2	-	-	2	-

- Represents zero or rounds to zero.

Table 4. Inmates held for other authorities on June 30, 1983, for crowding and other reasons

Name of county	Name of jail	Inmates held as a result of crowding				Inmates held for other reasons							
		Total	Federal	State	Local	Early transfer				Other			
						Total	Federal	State	Local	Total	Federal	State	Local
Alaska		1	-	1	-	-	-	-	-	-	-	-	-
Valdez-Cordova Area	Cordova City Jail	1	-	1	-	-	-	-	-	-	-	-	-
Arizona		72	68	-	4	170	103	45	22	5	5	-	-
Cochise County	County Jail	-	-	-	-	14	10	-	4	-	-	-	-
	Douglas City Jail	4	-	-	4	1	1	-	-	-	-	-	-
Coconino County	County Jail	20	20	-	-	-	-	-	-	-	-	-	-
Gila County	County Jail	20	20	-	-	-	-	-	-	-	-	-	-
Greenlee County	County Jail	1	1	-	-	-	-	-	-	-	-	-	-
Maricopa County	Co. Jail-Max. Security	-	-	-	-	37	13	14	10	-	-	-	-
	Co. Jail-Max. Security	20	20	-	-	66	48	13	5	-	-	-	-
	County Jail	-	-	-	-	4	1	2	1	-	-	-	-
	County Towers Jail	-	-	-	-	21	21	-	-	-	-	-	-
	Peoria City Jail	-	-	-	-	1	-	-	-	-	-	-	-
	Winslow City Jail	-	-	-	-	2	1	1	-	-	-	-	-
	County Detention Center	-	-	-	-	10	-	10	-	-	-	-	-
Santa Cruz County	South Tucson Town Jail	7	7	-	-	6	-	-	-	-	-	-	-
Yavapai County	County Jail	-	-	-	-	9	7	-	2	5	5	-	-
	County Jail	-	-	-	-	5	-	5	-	-	-	-	-
California		272	28	204	40	1,401	282	975	144	346	107	152	87
Alameda County	Co. Jail-Santa Rita	-	-	-	-	59	-	47	12	-	-	-	-
	Co. Male Work Furlough	-	-	-	-	-	-	-	-	17	6	5	6
	Co. Female Work Furlough	-	-	-	-	-	-	-	-	2	-	-	2
	Oakland City Jail	-	-	-	-	-	-	-	-	143	88	-	55
Amador County	County Jail	4	-	-	4	-	-	-	-	-	-	-	-
Butte County	County Jail	-	-	-	-	3	-	3	-	-	-	-	-
Calaveras County	County Jail	-	-	-	-	-	-	-	-	1	-	-	1
Colusa County	County Jail	20	20	-	-	-	-	-	-	-	-	-	-
Contra Costa County	Sheriffs Rehab. Center	-	-	-	-	-	-	-	-	45	-	45	-
	Work Furlough Center	6	-	-	-	-	-	-	-	5	-	-	5
	Co. Detention Facility	36	-	36	-	20	13	-	7	-	-	-	-
	Co. Jail-Men's Dormitory	-	-	-	-	-	-	-	-	4	-	1	3
Del Norte County	County Jail	2	-	2	-	-	-	-	-	-	-	-	-
El Dorado County	County Jail	-	-	-	-	13	-	-	1	-	-	-	-
Fresno County	County Jail	-	-	-	-	29	29	-	-	-	-	-	-
	Industrial Farm	4	-	-	4	-	-	-	-	25	-	25	-
Glenn County	County Jail	-	-	-	-	5	3	-	2	-	-	-	-
Humboldt County	County Jail	-	-	-	-	1	-	-	-	-	-	-	-
Imperial County	County Jail	-	-	-	-	15	10	2	3	-	-	-	-
Kern County	County Jail	-	-	-	-	48	4	24	20	-	-	-	-
	Lerdo Min. Sec. Facility	-	-	-	-	50	50	-	-	-	-	-	-
	Lerdo Max. Med. Facility	-	-	-	-	5	-	5	-	-	-	-	-
	County Jail	5	-	4	1	-	-	-	-	-	-	-	-
	Men's Central Jail	-	-	-	-	622	-	622	-	-	-	-	-
	Sybil Brand Institute	-	-	-	-	55	23	32	-	-	-	-	-
	Burbank City Jail	-	-	-	-	1	-	1	-	-	-	-	-
	County Jail	-	-	-	-	18	18	-	-	-	-	-	-
Monterey County	Maximum Security Jail	-	-	-	-	1	-	-	-	1	1	-	-
	County Jail	-	-	-	-	13	1	9	3	-	-	-	-
	County Rehab. Center	-	-	-	-	15	15	-	-	-	-	-	-
Napa County	Dept Of Corrections	-	-	-	-	2	-	1	-	-	-	-	-
Nevada County	County Jail	-	-	-	-	-	-	-	-	-	-	-	-
Orange County	County Jail	2	-	-	2	-	-	-	-	-	-	-	-
	County Jail	-	-	-	-	22	-	4	18	-	-	-	-
	Minimum Security Jail	-	-	-	-	6	9	3	-	2	-	2	-
	County Jail	-	-	-	-	1	-	-	-	-	-	-	-
Sacramento County	County Main Jail	3	3	-	-	59	28	27	4	-	-	-	-
	Rio Consumnes Corr. Ctr.	52	4	48	-	11	9	-	2	1	-	-	1
San Benito County	County Jail	-	-	-	-	4	3	-	1	-	-	-	-
San Bernardino County	County Jail	-	-	-	-	25	-	25	-	-	-	-	-
	Glen Helen Rehab. Center	-	-	-	-	54	-	54	-	-	-	-	-
	Descanso Detention Fac.	-	-	-	-	-	-	-	-	10	-	10	-
	County Jail	-	-	-	-	-	-	-	-	1	1	-	-
	Las Colinas Det. Fac.	-	-	-	-	-	-	-	-	2	-	2	-
	Vista Detention Facility	-	-	-	-	1	1	-	-	-	-	-	-
	South Bay Detention Fac.	-	-	-	-	18	-	18	-	-	-	-	-
	San Francisco Jail No. 3	114	-	100	14	-	-	-	-	-	-	-	-
	San Francisco Jail No. 2	-	-	-	-	-	-	-	-	46	-	46	-
	San Francisco Jail No. 4	-	-	-	-	-	-	-	-	13	1	-	12
San Joaquin County	County Men's Jail	-	-	-	-	11	4	-	7	-	-	-	-
	County Female Jail	-	-	-	-	1	-	-	1	-	-	-	-
San Luis Obispo County	County Jail	-	-	-	-	-	-	-	-	21	10	11	-
San Mateo County	County Main Jail	-	-	-	-	30	-	10	20	-	-	-	-
Santa Barbara County	Co. Detention Facility	-	-	-	-	14	7	7	-	-	-	-	-
Santa Clara County	County Main Jail	-	-	-	-	39	2	37	-	-	-	-	-
	Co. Jail-Min. Security	-	-	-	-	20	-	-	20	-	-	-	-
Santa Cruz County	County Jail	-	-	-	-	43	18	13	12	2	-	2	-
	Rehabilitation Facility	-	-	-	-	-	-	-	-	3	-	3	-
	County Water St. Jail	-	-	-	-	35	15	12	8	-	-	-	-
Solano County	County Jail	-	-	-	-	6	1	5	-	-	-	-	-
Sonoma County	County Jail	-	-	-	-	3	3	-	-	-	-	-	-
Stanislaus County	County Jail	-	-	-	-	3	-	2	1	-	-	-	-
	Honor Farm	22	-	8	14	-	-	-	-	-	-	-	-
	County Women's Facility	1	-	-	1	-	-	-	-	2	-	-	2
Sutter County	County Jail	-	-	-	-	8	8	-	-	-	-	-	-
Tehama County	County Jail	1	1	-	-	3	-	3	-	-	-	-	-
Tuolumne County	County Jail	-	-	-	-	1	-	1	-	-	-	-	-
Yolo County	County Jail	-	-	-	-	8	-	8	-	-	-	-	-
Colorado		239	12	184	43	65	27	7	31	6	-	1	5
Adams County	County Jail	20	-	20	-	-	-	-	-	-	-	-	-
Arapahoe County	County Jail	25	-	25	-	-	-	-	-	-	-	-	-
Boulder County	County Jail	-	-	-	-	-	-	-	-	2	-	-	2
Chaffee County	County Jail	2	-	-	2	-	-	2	-	-	-	-	-
Clear Creek County	County Jail	-	-	-	-	25	-	-	25	-	-	-	-

See footnotes at end of table.

Table 4. Inmates held for other authorities on June 30, 1983, for crowding and other reasons—Con.

Name of county	Name of jail	Inmates held as a result of crowding				Inmates held for other reasons							
		Total	Federal	State	Local	Early transfer				Other			
						Total	Federal	State	Local	Total	Federal	State	Local
Colorado—Con.													
Costilla County	County Jail.....	2	-	2	-	-	-	-	-	-	-	-	-
Denver City and County	County Jail.....	72	-	72	-	22	22	-	-	-	-	-	-
Douglas County	County Jail.....	-	-	-	-	1	-	-	1	-	-	-	-
Fremont County	County Jail.....	-	-	-	-	2	-	2	-	-	-	-	-
Garfield County	County Jail.....	10	-	10	-	-	-	-	-	-	-	-	-
Gilpin County	County Jail.....	1	1	-	-	-	-	-	-	-	-	-	-
Grand County	County Jail.....	2	-	2	-	-	-	-	-	-	-	-	-
Huerfano County	County Jail.....	1	-	1	-	1	-	1	-	-	-	-	-
Jefferson County	County Jail.....	31	-	31	-	-	-	-	-	-	-	-	-
Lake County	County Jail.....	1	-	1	-	-	-	-	-	-	-	-	-
La Plata County	County Jail.....	2	2	-	-	-	-	-	-	-	-	-	-
Las Animas County	County Jail.....	1	-	1	-	-	-	-	-	-	-	-	-
Lincoln County	County Jail.....	1	-	-	1	-	-	-	-	-	-	-	-
Logan County	County Jail.....	11	-	-	11	-	-	-	-	-	-	-	-
Mesa County	County Jail.....	-	-	-	-	4	4	-	-	-	-	-	-
Moffat County	County Jail.....	2	-	2	-	-	-	-	-	-	-	-	-
Montezuma County	County Jail.....	-	-	-	-	-	-	-	-	1	-	-	-
Montrose County	County Jail.....	2	-	2	-	-	-	-	-	-	-	-	-
Otero County	County Jail.....	3	3	-	-	-	-	-	-	-	-	-	-
Pueblo County	Detention and Corr. Fac.	42	5	12	25	-	-	-	-	-	-	-	-
Rio Blanco County	County Jail.....	-	-	-	-	-	-	-	-	1	-	1	-
Rio Grande County	County Jail.....	-	-	-	-	1	-	-	1	-	-	-	-
Saguache County	County Jail.....	4	-	-	4	-	-	-	-	-	-	-	-
Summit County	County Jail.....	-	-	-	-	2	-	2	-	-	-	-	-
Teller County	County Jail.....	-	-	-	-	1	-	-	1	2	-	-	2
Washington County	County Jail.....	-	-	-	-	1	-	-	1	-	-	-	-
Weld County	County Jail.....	4	1	3	-	3	1	-	2	-	-	-	-
Idaho		4	-	2	2	28	17	7	4	18	3	8	7
Ada County	County Jail.....	2	-	2	-	14	10	4	-	6	3	3	-
Bannock County	County Jail.....	-	-	-	-	5	5	-	-	-	-	-	-
Bear Lake County	Montpelier City Jail	-	-	-	-	-	-	-	-	1	-	1	-
Benewah County	County Jail.....	2	-	-	2	-	-	-	-	-	-	-	-
Blaine County	County Jail.....	-	-	-	-	-	-	-	-	1	-	1	-
Clearwater County	County Jail.....	-	-	-	-	1	-	1	-	-	-	-	-
Elmore County	County Jail.....	-	-	-	-	1	1	-	-	-	-	-	-
Fremont County	County Jail.....	-	-	-	-	1	-	-	1	-	-	-	-
Idaho County	County Jail.....	-	-	-	-	2	-	2	-	-	-	-	-
Jerome County	County Jail.....	-	-	-	-	1	1	-	-	-	-	-	-
Minidoka County	County Jail.....	-	-	-	-	3	-	-	3	2	-	1	1
Twin Falls County	County Jail.....	-	-	-	-	-	-	-	-	8	-	2	6
Montana		-	-	-	-	19	12	5	2	10	-	4	6
Big Horn County	County Jail.....	-	-	-	-	2	2	-	-	-	-	-	-
Cascade County	County Jail.....	-	-	-	-	4	4	-	-	-	-	-	-
Dawson County	County Jail.....	-	-	-	-	-	-	-	-	1	-	-	1
Anaconda-Deer Lodge Co.	County Jail.....	-	-	-	-	1	-	-	1	-	-	-	-
Fallon County	County Jail.....	-	-	-	-	-	-	-	-	1	-	1	-
Glacier County	County Jail.....	-	-	-	-	1	-	1	-	-	-	-	-
Lake County	County Jail.....	-	-	-	-	-	-	-	-	8	-	3	5
Lincoln County	County Jail.....	-	-	-	-	1	-	1	-	-	-	-	-
Park County	County Jail.....	-	-	-	-	2	-	1	1	-	-	-	-
Roosevelt County	County Jail.....	-	-	-	-	2	2	-	-	-	-	-	-
Butte-Silver Bow County	County Jail.....	-	-	-	-	2	2	-	-	-	-	-	-
Teton County	County Jail.....	-	-	-	-	2	2	2	-	-	-	-	-
Yellowstone County	County Jail.....	-	-	-	-	2	2	-	-	-	-	-	-
Nevada		-	-	-	-	47	39	4	4	3	-	2	1
Clark County	Las Vegas Misdemeanant	-	-	-	-	2	2	-	-	-	-	-	-
	Henderson City Jail	-	-	-	-	1	1	-	-	-	-	-	-
	No. Las Vegas City Jail	-	-	-	-	15	15	-	-	-	-	-	-
Elko County	County Jail.....	-	-	-	-	4	3	1	-	-	-	-	-
Humboldt County	County Jail.....	-	-	-	-	2	1	-	1	-	-	-	-
Lyon County	County Jail.....	-	-	-	-	1	-	1	-	-	-	-	-
Washoe County	Reno City Jail	-	-	-	-	-	-	-	-	2	-	2	-
	Sparks City Jail	-	-	-	-	21	17	2	2	-	-	-	-
White Pine County	County Jail.....	-	-	-	-	1	-	-	1	1	-	-	1
New Mexico		39	27	8	4	115	76	27	12	8	-	1	7
Bernalillo County	City-County Jail.....	-	-	-	-	44	31	13	-	-	-	-	-
Colfax County	County Jail.....	4	-	4	-	1	-	-	1	-	-	-	-
Gurry County	County Jail.....	-	-	-	-	-	-	-	-	1	-	1	-
De Baca County	County Jail.....	1	-	1	-	-	-	-	-	-	-	-	-
Dona Ana County	County Jail.....	-	-	-	-	27	20	2	5	-	-	-	-
Eddy County	County Jail.....	-	-	-	-	9	2	4	3	-	-	-	-
	Artesia City Jail	1	-	-	1	-	-	-	-	1	-	-	1
Grant County	County Jail.....	1	-	-	-	1	-	-	1	-	-	-	-
Hidalgo County	County Jail.....	-	-	-	-	11	11	-	-	-	-	-	-
Lea County	County Jail.....	5	-	3	2	-	-	-	-	-	-	-	-
Lincoln County	County Jail.....	-	-	-	-	3	-	3	-	-	-	-	-
Luna County	County Jail.....	-	-	-	-	8	8	-	-	-	-	-	-
McKinley County	Gallup City Jail	-	-	-	-	3	3	-	-	-	-	-	-
Mora County	County Jail.....	-	-	-	-	3	-	2	1	5	-	-	5
Santa Fe County	County Detention Center	-	-	-	-	3	-	-	-	-	-	-	-
Sierra County	County Jail.....	-	-	-	-	1	1	-	-	-	-	-	-
Torrance County	County Jail.....	-	-	-	-	1	-	-	1	-	-	-	-
Valencia County	County Jail.....	-	-	-	-	1	-	-	-	-	-	-	-
Cibola County	Grants City Jail	27	27	-	-	1	-	-	1	-	-	-	-

See footnotes at end of table.

Table 4. Inmates held for other authorities on June 30, 1983, for crowding and other reasons—Con.

Name of county	Name of jail	Inmates held as a result of crowding				Inmates held for other reasons							
		Total	Federal	State	Local	Early transfer				Other			
						Total	Federal	State	Local	Total	Federal	State	Local
Oregon		29	7	15	7	95	21	17	57	16	3	-	13
Clatsop County	Co. Detention Facility -----	2	-	-	2	-	-	-	-	-	-	-	-
	Seaside City Jail -----	-	-	-	-	1	-	-	1	-	-	-	-
Coos County	County Jail -----	-	-	-	-	9	-	2	7	-	-	-	-
Cook County	Prineville City Jail -----	-	-	-	-	2	-	-	2	-	-	-	-
Curry County	County Jail -----	-	-	-	-	-	-	-	-	1	1	-	-
Deschutes County	County Jail -----	-	-	-	-	-	-	-	-	5	-	-	5
Douglas County	County Jail -----	-	-	-	-	5	5	-	-	-	-	-	-
Jackson County	County Jail -----	-	-	-	-	19	6	5	8	-	-	-	-
Josephine County	County Corr. Facility -----	-	-	-	-	1	-	-	1	-	-	-	-
Lane County	County Jail -----	5	5	-	-	10	-	2	8	-	-	-	-
Linn County	County Jail -----	-	-	-	-	1	-	1	-	-	-	-	-
Malheur County	County Jail -----	-	-	-	-	1	-	-	1	-	-	-	-
Marion County	County Jail -----	-	-	-	-	1	1	-	-	-	-	-	-
	Co. Restitution Center -----	2	2	-	-	-	-	-	-	-	-	-	-
	Rocky Butte Jail -----	20	-	15	5	32	7	-	25	-	-	-	-
	Claire Argow Womens Ctr. -----	-	-	-	-	6	1	4	1	-	2	2	-
Polk County	County Jail -----	-	-	-	-	-	-	-	-	2	-	-	-
Union County	County Corr. Facility -----	-	-	-	-	2	-	-	2	8	-	-	8
Washington County	County Jail -----	-	-	-	-	5	1	3	1	-	-	-	-
Utah		7	-	5	2	41	25	11	5	15	-	7	8
Cache County	County Jail -----	-	-	-	-	4	-	-	4	-	-	-	-
Davis County	County Jail -----	2	-	2	-	5	5	-	-	-	-	2	-
Emery County	County Jail -----	-	-	-	-	-	-	-	-	2	-	-	-
Grand County	County Jail -----	-	-	-	-	-	-	-	-	4	-	-	4
Iron County	County Jail -----	-	-	-	-	1	-	1	-	-	-	-	-
Juab County	County Jail -----	-	-	-	-	1	-	-	1	-	-	-	-
Salt Lake County	County Jail -----	-	-	-	-	28	18	10	-	-	-	-	-
Sevier County	County Jail -----	5	-	3	2	-	-	-	-	-	-	-	-
Tooele County	County Jail -----	-	-	-	-	2	2	-	-	-	-	-	-
Uintah County	County Jail -----	-	-	-	-	-	-	-	-	9	-	5	4
Washington		45	10	25	10	239	71	110	58	155	21	115	19
Adams County	County Jail -----	4	-	-	4	1	-	1	-	-	-	-	-
Benton County	County Jail -----	-	-	-	-	2	2	-	-	-	-	-	-
	Richland City Jail -----	1	-	-	1	-	-	-	-	-	-	-	-
	Wenatchee City Jail -----	2	-	-	2	16	16	-	-	8	-	-	8
Chelan County	County Corr. Facility -----	20	-	20	-	-	-	-	-	10	1	9	-
Clallam County	Forks City Jail -----	-	-	-	-	-	-	-	-	2	-	2	-
Cowlitz County	County Jail -----	-	-	-	-	4	-	2	2	-	-	-	-
Ferry County	County Jail -----	1	-	-	1	-	-	-	-	-	-	-	-
Franklin County	County Jail -----	-	-	-	-	-	-	-	-	2	2	-	-
Grant County	County Jail -----	-	-	-	-	2	-	2	-	-	-	-	-
King County	Main Jail -----	-	-	-	-	86	3	69	14	-	-	-	-
	Auburn City Jail -----	-	-	-	-	-	-	-	-	1	-	-	1
	Kent City Jail -----	-	-	-	-	-	-	-	-	1	-	-	1
	Renton City Jail -----	-	-	-	-	7	7	-	-	-	-	-	-
	Bremerton City Jail -----	-	-	-	-	2	1	1	-	-	-	-	-
Kitsap County	County Jail -----	-	-	-	-	1	-	1	-	-	-	-	-
Lewis County	County Jail -----	-	-	-	-	8	-	-	8	3	3	-	-
Okanogan County	County Jail -----	-	-	-	-	9	9	-	-	-	-	-	-
Pend Oreille County	County Jail -----	-	-	-	-	-	-	-	-	1	1	-	-
Pierce County	County Jail -----	-	-	-	-	25	10	5	10	-	-	-	-
	Buckley City Jail -----	-	-	-	-	4	4	-	-	-	-	-	-
	Puyallup City Jail -----	10	10	-	-	-	-	-	-	-	-	-	-
Snohomish County	County Jail -----	4	-	4	-	7	-	7	-	-	-	-	-
Spokane County	Geiger Comm. Corr. Cente -----	-	-	-	-	36	12	4	20	121	14	102	5
	County Jail -----	-	-	-	-	-	-	-	-	-	-	-	-
Stevens County	County Jail -----	3	-	1	2	-	-	-	-	-	-	-	-
Thurston County	County Jail -----	-	-	-	-	2	-	2	-	-	-	-	-
Whatcom County	County Jail -----	-	-	-	-	4	4	-	-	4	-	2	2
Whitman County	County Jail -----	-	-	-	-	-	-	-	-	2	-	-	2
Yakima County	County Jail -----	-	-	-	-	20	3	16	1	-	-	-	-
	Toppenish City Jail -----	-	-	-	-	3	-	-	3	-	-	-	-
Wyoming		2	-	-	2	10	4	4	2	6	1	5	-
Albany County	County Jail -----	-	-	-	-	1	-	-	1	-	-	-	-
Carbon County	County Jail -----	-	-	-	-	-	-	-	-	2	-	2	-
Fremont County	County Jail -----	-	-	-	-	1	-	-	1	-	-	-	-
	Cheyenne City Jail -----	-	-	-	-	1	1	-	-	-	-	-	-
	County Jail -----	-	-	-	-	1	1	-	-	2	-	2	-
	Powell City Jail -----	1	-	-	1	-	-	-	-	-	-	-	-
Platte County	County Jail -----	-	-	-	-	-	-	-	-	1	1	-	-
Sweetwater County	County Jail -----	1	-	-	1	-	-	-	-	1	-	1	-
Teton County	County Jail -----	-	-	-	-	4	2	2	-	-	-	-	-
Weston County	County Jail -----	-	-	-	-	2	-	2	-	-	-	-	-

- Represents zero or rounds to zero.

Table 5. Population movement during the period July 1, 1982, to June 30, 1983—Con.

Name of county	Name of jail	Admissions					Releases				
		Total	Adult		Juvenile		Total	Adult		Juvenile	
			Male	Female	Male	Female		Male	Female	Male	Female
Colorado—Con.											
Cheyenne County	County Jail	120	110	10	-	-	117	107	10	-	-
Clear Creek County	County Jail	1,309	1,309	-	-	-	1,309	1,309	-	-	-
Conejos County	County Jail	551	551	-	-	-	551	551	-	-	-
Costilla County	County Jail	189	188	1	-	-	189	188	1	-	-
Delta County	County Jail	284	239	45	-	-	267	224	43	-	-
Denver City and County	County Jail	17,859	11,910	5,949	-	-	18,738	12,498	6,240	-	-
Douglas County	County Jail	873	871	2	-	-	873	871	2	-	-
Eagle County	County Corr. Facility	504	504	-	-	-	496	496	-	-	-
Elbert County	County Jail	144	144	-	-	-	144	144	-	-	-
El Paso County	County Jail	9,093	7,941	1,129	23	-	8,992	8,070	899	23	-
	Community Corrections	600	558	42	-	-	556	517	39	-	-
Fremont County	County Jail	774	724	50	-	-	774	724	50	-	-
Garfield County	County Jail	780	745	35	-	-	748	715	33	-	-
Gilpin County	County Jail	269	238	31	-	-	268	237	31	-	-
Grand County	County Jail	701	590	63	41	7	688	577	63	41	7
Gunnison County	County Jail	416	416	-	-	-	413	413	-	-	-
Huerfano County	County Jail	800	780	12	8	-	794	774	12	8	-
Jackson County	County Jail	40	29	1	10	-	36	26	-	10	-
Jefferson County	County Jail	5,766	5,685	81	-	-	5,644	5,566	78	-	-
	Work Ed. Release Program	1,042	1,003	39	-	-	985	953	32	-	-
Kit Carson County	County Jail	236	205	16	9	6	231	200	16	9	6
Lake County	County Jail	180	167	8	5	-	172	159	8	5	-
La Plata County	County Jail	2,080	1,990	40	30	20	2,054	1,964	40	30	20
Larimer County	County Jail	7,000	6,667	333	-	-	7,000	6,667	333	-	-
Las Animas County	County Jail	900	899	1	-	-	900	899	1	-	-
Lincoln County	County Jail	334	322	12	-	-	334	322	12	-	-
Logan County	County Jail	1,224	1,013	172	34	5	1,207	996	172	34	5
Mesa County	County Jail	5,532	5,527	5	-	-	5,532	5,527	5	-	-
	County Work Release	104	98	6	-	-	104	98	6	-	-
Moffat County	County Jail	851	761	65	24	1	834	745	64	24	1
	Corr. Alt. Placement	72	72	-	-	-	54	54	-	-	-
Montezuma County	County Jail	1,363	1,143	73	75	72	1,337	1,118	73	75	71
Montrose County	County Jail	1,452	1,302	88	56	6	1,429	1,279	88	56	6
Morgan County	County Jail	1,054	980	60	9	5	1,040	969	59	7	5
Otero County	County Jail	1,084	895	75	86	28	1,084	895	75	86	28
Phillips County	County Jail	18	18	-	-	-	18	18	-	-	-
Pitkin County	County Jail	350	350	-	-	-	348	348	-	-	-
Prowers County	County Jail	427	358	13	47	9	426	357	13	47	9
Pueblo County	Detention and Corr. Fac.	2,740	2,700	40	-	-	2,610	2,571	39	-	-
	Detention Fac.-Annex 3	64	64	-	-	-	60	60	-	-	-
Rio Blanco County	County Jail	462	429	27	6	-	460	427	27	6	-
Rio Grande County	County Jail	315	275	40	-	-	315	275	40	-	-
Routt County	County Jail	950	901	49	-	-	942	894	48	-	-
Saguache County	County Jail	209	150	45	12	2	196	138	44	12	2
Sedgwick County	County Jail	365	362	3	-	-	365	362	3	-	-
Summit County	County Jail	840	783	42	15	-	826	769	42	15	-
Teller County	County Jail	336	317	19	-	-	321	302	19	-	-
Washington County	County Jail	30	30	-	-	-	30	30	-	-	-
Weld County	County Jail	5,691	4,668	548	369	106	5,567	4,542	542	368	106
Yuma County	County Jail	50	48	2	-	-	50	48	2	-	-
Idaho		60,207	52,539	4,122	3,037	509	59,832	52,212	4,099	3,016	505
Ada County	County Jail	10,000	9,554	416	30	-	9,894	9,453	412	29	-
Adams County	County Jail	138	128	5	5	-	138	128	5	5	-
Bannock County	County Jail	2,100	1,500	500	100	-	2,100	1,500	500	100	-
Bear Lake County	Montpelier City Jail	190	120	18	39	13	190	120	18	39	13
Benewah County	County Jail	285	209	32	35	9	274	200	30	35	9
Bingham County	County Jail	5,400	5,292	54	54	-	5,400	5,292	54	54	-
Blaine County	County Jail	320	277	8	34	1	316	273	8	34	1
Bonneville County	County Jail	3,000	2,040	480	480	-	3,000	2,040	480	480	-
Boundary County	County Jail	409	300	45	52	12	396	290	42	52	12
Canyon County	County Jail	2,559	2,108	153	242	56	2,492	2,056	147	233	56
	Nampa City Jail	1,460	1,460	-	-	-	1,460	1,460	-	-	-
Caribou County	County Jail	276	241	21	5	9	274	239	21	5	9
Cassia County	County Jail	1,950	1,250	276	283	141	1,932	1,236	275	281	140
Clark County	County Jail	22	16	3	2	-	22	16	3	2	-
Clearwater County	County Jail	416	364	40	12	1	408	356	40	12	1
Elmore County	County Jail	1,014	1,005	3	6	-	1,014	1,005	3	6	-
Franklin County	County Jail	177	171	3	3	-	177	171	3	3	-
Fremont County	County Jail	240	210	30	-	-	240	210	30	-	-
Gem County	County Jail	450	393	16	33	8	442	386	15	33	8
Gooding County	County Jail	780	624	52	104	-	780	624	52	104	-
Idaho County	County Jail	133	93	18	17	5	127	88	18	16	5
Jefferson County	County Jail	299	204	23	36	36	294	200	23	36	35
Jerome County	County Jail	3,600	3,562	36	2	-	3,600	3,562	36	2	-
Latah County	County Jail	766	646	98	12	10	761	643	97	11	10
Lemhi County	County Jail	83	83	-	-	-	83	83	-	-	-
Lewis County	County Jail	151	128	16	7	-	146	123	16	7	-
Madison County	County Jail	360	350	5	5	-	360	350	5	5	-
Minidoka County	County Jail	1,155	811	110	177	57	1,129	788	108	176	57
Nez Perce County	County Jail	17,155	14,707	1,471	977	-	17,155	14,707	1,471	977	-
Owyhee County	County Jail	155	126	12	13	4	154	125	12	13	4
Payette County	County Jail	915	676	73	122	44	902	663	73	122	44
Power County	County Jail	192	156	2	34	-	192	156	2	34	-
Shoshone County	County Jail	1,509	1,480	12	25	12	1,472	1,425	11	24	12
Twin Falls County	County Jail	1,948	1,675	91	91	91	1,908	1,644	89	86	89
Valley County	County Jail	100	100	-	-	-	100	100	-	-	-
Washington County	County Jail	500	500	-	-	-	500	500	-	-	-

See footnotes at end of table.

Table 6. Inmate deaths for the period July 1, 1982, through June 30, 1983

Name of county	Name of jail	Total number of inmate deaths	Cause of death									
			Natural causes		Suicide		Homicide by other inmate		Other homicide		Other	
			Male	Female	Male	Female	Male	Female	Male	Female	Male	Female
Alaska		1	-	-	1	-	-	-	-	-	-	-
Kobuk Census Area	Kotzebue City Jail	1	-	-	1	-	-	-	-	-	-	-
Arizona		6	-	-	5	-	1	-	-	-	-	-
Cochise County	County Jail	1	-	-	1	-	-	-	-	-	-	-
Coconino County	County Jail	1	-	-	1	-	-	-	-	-	-	-
Maricopa County	Co. Jail-Max. Security	1	-	-	-	-	1	-	-	-	-	-
	County Towers Jail	2	-	-	2	-	-	-	-	-	-	-
Yavapai County	County Jail	1	-	-	1	-	-	-	-	-	-	-
California		80	43	-	26	6	2	-	-	-	3	-
Alameda County	Co. Jail-Santa Rita	1	1	-	-	-	-	-	-	-	-	-
	Oakland City Jail	1	-	-	-	1	-	-	-	-	-	-
Contra Costa County	Co. Detention Facility	2	1	-	1	-	-	-	-	-	-	-
Humboldt County	County Jail	1	1	-	-	-	-	-	-	-	-	-
Inyo County	County Jail	1	-	-	1	-	-	-	-	-	-	-
Kern County	County Jail	1	-	-	1	-	-	-	-	-	-	-
	Leardo Max. Med. Facility	1	-	-	1	-	-	-	-	-	-	-
Kings County	County Jail	1	-	-	-	1	-	-	-	-	-	-
Los Angeles County	Men's Central Jail	20	17	-	2	-	1	-	-	-	-	-
	Honor Rancho-Min. Sec.	1	-	-	-	-	-	-	-	-	1	-
	Honor Rancho-Max. Sec.	1	-	-	-	-	-	-	-	-	1	-
	Glendale City Jail	1	-	-	1	-	-	-	-	-	-	-
	Long Beach City Jail	1	1	-	-	-	-	-	-	-	-	-
	Pasadena City Jail	1	-	-	1	-	-	-	-	-	-	-
Mendocino County	Maximum Security Jail	1	-	-	1	-	-	-	-	-	-	-
Orange County	County Jail	7	5	-	1	1	-	-	-	-	-	-
	J. A. Musick Facility	2	2	-	-	-	-	-	-	-	-	-
	Newport Beach City Jail	1	1	-	-	-	-	-	-	-	-	-
Plumas County	County Jail	1	-	-	1	-	-	-	-	-	-	-
Riverside County	Banning Rehab. Center	1	1	-	-	-	-	-	-	-	-	-
	County Jail	1	-	-	1	-	-	-	-	-	-	-
Sacramento County	County Main Jail	3	1	-	2	-	-	-	-	-	-	-
	Rio Consumnes Corr. Ctr.	2	1	-	1	-	-	-	-	-	-	-
San Bernardino County	County Jail	1	-	-	-	1	-	-	-	-	-	-
San Diego County	County Jail	5	4	-	1	-	-	-	-	-	-	-
	Las Colinas Det. Fac.	1	-	-	-	1	-	-	-	-	-	-
San Francisco County	San Francisco Jail No. 4	1	-	-	-	-	-	-	-	-	1	-
	Jail Hospital-Ward 7D	1	1	-	-	-	-	-	-	-	-	-
San Joaquin County	County Men's Jail	3	-	-	3	-	-	-	-	-	-	-
San Luis Obispo County	County Jail	1	-	-	1	-	-	-	-	-	-	-
	Co. Work Furlough Fac.	1	1	-	-	-	-	-	-	-	-	-
Santa Clara County	Co. Jail-Min. Security	1	-	-	-	-	1	-	-	-	-	-
Shasta County	County Jail	2	2	-	-	-	-	-	-	-	-	-
	Co. Detention Annex	1	1	-	-	-	-	-	-	-	-	-
Solano County	County Jail	1	-	-	-	1	-	-	-	-	-	-
Sonoma County	County Jail	2	-	-	2	-	-	-	-	-	-	-
Stanislaus County	County Jail	2	1	-	1	-	-	-	-	-	-	-
Tulare County	Co. Correctional Center	2	1	-	1	-	-	-	-	-	-	-
	County Jail	1	-	-	1	-	-	-	-	-	-	-
Yolo County	County Jail	1	-	-	1	-	-	-	-	-	-	-
Colorado		4	1	-	3	-	-	-	-	-	-	-
Delta County	County Jail	1	-	-	1	-	-	-	-	-	-	-
Denver City and County	County Jail	1	1	-	-	-	-	-	-	-	-	-
Mesa County	County Jail	1	-	-	1	-	-	-	-	-	-	-
Pueblo County	Detention and Corr. Fac.	1	-	-	1	-	-	-	-	-	-	-
Idaho		1	-	-	1	-	-	-	-	-	-	-
Shoshone County	County Jail	1	-	-	1	-	-	-	-	-	-	-
Montana		3	-	-	2	1	-	-	-	-	-	-
Carbon County	Harlem City Jail	1	-	-	-	1	-	-	-	-	-	-
Missoula County	County Jail	1	-	-	1	-	-	-	-	-	-	-
Nevada		1	1	-	-	-	-	-	-	-	-	-
Washoe County	Reno City Jail	1	1	-	-	-	-	-	-	-	-	-
New Mexico		4	2	-	2	-	-	-	-	-	-	-
Curry County	Clovis City Jail	1	1	-	-	-	-	-	-	-	-	-
Eddy County	Artesia City Jail	1	-	-	1	-	-	-	-	-	-	-
Taos County	County Jail	2	1	-	1	-	-	-	-	-	-	-
Oregon		4	-	-	4	-	-	-	-	-	-	-
Clatsop County	Seaside City Jail	1	-	-	1	-	-	-	-	-	-	-
Jefferson County	County Jail	1	-	-	1	-	-	-	-	-	-	-
Multnomah County	Rocky Butte Jail	1	-	-	1	-	-	-	-	-	-	-
Wasco County	County Jail	1	-	-	1	-	-	-	-	-	-	-
Utah		3	-	-	3	-	-	-	-	-	-	-
Salt Lake County	County Jail	1	-	-	1	-	-	-	-	-	-	-
Uintah County	County Jail	1	-	-	1	-	-	-	-	-	-	-
Washington County	County Jail	1	-	-	1	-	-	-	-	-	-	-
Washington		5	1	-	3	-	-	-	-	-	1	-
King County	Main Jail	1	-	-	-	-	-	-	-	-	1	-
Lincoln County	County Jail	1	-	-	1	-	-	-	-	-	-	-
Pierce County	County Jail	2	1	-	1	-	-	-	-	-	-	-
	Buckley City Jail	1	-	-	1	-	-	-	-	-	-	-
Wyoming		1	-	-	-	1	-	-	-	-	-	-
Archie County	Cheyenne City Jail	1	-	-	-	1	-	-	-	-	-	-

- Represents zero or rounds to zero.

Table 7. Jails by detention authority and sex of adult/juvenile inmates housed

[X indicates YES or NO. State total is sum of X's]

Name of county	Name of jail	Detention authority for—									
		Temporary housing or lock-up				Persons facing local or State criminal charges				Persons facing Federal criminal charges	
		Adult male	Adult female	Juvenile male	Juvenile female	Adult male	Adult female	Juvenile male	Juvenile female	Adult male	Adult female
Alaska		3	3	2	2	5	5	4	4	2	2
Kenai Peninsula Borough	Seward City Jail	X	X	-	-	X	X	-	-	-	-
Kobuk Census Area	Kotzebue City Jail	X	X	X	X	X	X	X	X	-	-
Kodiak Island Borough	Kodiak City Jail	X	X	-	-	X	X	X	X	X	X
Sitka city and Borough	Sitka City Jail	-	-	-	-	X	X	X	X	-	-
Valdez-Cordova Area	Cordova City Jail	-	-	-	-	X	X	X	X	X	X
Arizona		13	11	6	5	26	21	8	5	19	15
Apache County	County Jail	-	-	-	-	X	X	X	X	X	X
Cochise County	County Jail	X	X	-	-	X	X	X	-	X	X
	Douglas City Jail	X	X	-	-	X	X	-	-	X	X
Coconino County	County Jail	-	-	-	-	X	X	-	-	X	X
Gila County	County Jail	-	-	-	-	X	X	-	-	X	X
	Miami City Jail	-	-	-	-	X	X	-	-	X	X
Graham County	County Jail	-	-	-	-	X	X	X	X	X	X
Greenlee County	County Jail	X	X	X	X	X	X	-	-	X	X
Maricopa County	Co. Jail-Max. Security	X	X	X	X	X	X	X	-	X	X
	Co. Jail-Med. Security	-	-	-	-	-	-	-	-	X	X
	Co. Jail-Max. Security	-	-	-	-	X	X	-	-	X	X
	County Jail	X	X	-	-	X	X	-	-	X	X
	County Towers Jail	-	-	-	-	X	X	-	-	X	X
	Medical Detention Center	-	-	-	-	X	X	X	X	X	X
	Peoria City Jail	X	X	-	-	X	X	-	-	X	X
	Tolleson City Jail	X	-	-	-	X	-	-	-	-	-
Mohave County	County Jail	-	-	-	-	X	X	-	-	-	-
Navajo County	County Honor Farm	-	-	-	-	X	X	-	-	-	-
	County Jail	-	-	-	-	X	X	-	-	-	-
Pima County	Winslow City Jail	-	-	-	-	X	X	-	-	X	X
	County Detention Center	X	X	X	X	X	X	X	X	-	-
	County Jail Annex	-	-	-	-	-	-	-	-	-	-
	County Jail Substation	-	-	X	X	X	X	-	-	-	-
	South Tucson Town Jail	X	-	-	-	X	-	-	-	X	-
Pinal County	County Jail	X	X	X	-	X	X	X	-	X	X
	Coolidge City Jail	X	X	-	-	-	-	-	-	-	-
	Eloy City Jail	X	X	X	X	-	-	-	-	-	-
Santa Cruz County	County Jail	-	-	-	-	X	X	-	-	X	X
Yavapai County	County Jail	-	-	-	-	X	X	-	-	X	X
Yuma County	County Jail	-	-	-	-	X	X	-	-	X	X
La Paz County	County Jail	X	X	-	-	X	X	-	-	-	-
California		32	28	19	17	96	76	21	16	39	30
Alameda County	Co. Jail-Santa Rita	X	X	-	-	X	X	-	-	-	-
	County Jail	-	-	-	-	X	-	-	-	-	-
	Co. Male Work Furlough	-	-	-	-	-	-	-	-	-	-
	Co. Female Work Furlough	-	-	-	-	-	-	-	-	-	-
	Oakland City Jail	X	X	-	-	X	X	-	-	X	X
Amador County	County Jail	-	-	-	-	X	X	X	X	X	X
Butte County	County Jail	-	-	-	-	X	X	-	-	X	X
Calaveras County	County Jail	-	-	X	X	X	X	-	-	X	X
Colusa County	County Jail	-	-	-	-	X	X	X	X	X	X
Contra Costa County	Sheriff's Rehab. Center	-	-	-	-	-	-	-	-	-	-
	Work Furlough Center	-	-	-	-	-	-	-	-	-	-
	Co. Detention Facility	-	-	-	-	X	X	-	-	-	-
	Co. Jail-Men's Dormitory	-	-	-	-	-	-	-	-	-	-
Del Norte County	County Jail	-	-	X	X	X	X	X	X	X	X
El Dorado County	County Jail	-	-	-	-	X	X	X	X	X	X
	County Jail	X	X	X	X	X	X	X	X	X	X
Fresno County	County Jail	-	-	-	-	X	X	-	-	-	-
	Industrial Farm	-	-	-	-	-	-	-	-	-	-
Glenn County	County Jail	-	-	-	-	X	X	X	X	X	X
Humboldt County	County Jail	-	-	X	X	X	X	-	-	X	X
Imperial County	County Jail	-	-	-	-	X	X	-	-	X	X
	Minimum Security Jail	-	-	-	-	-	-	-	-	-	-
Inyo County	Brawley City Jail	X	X	-	-	X	X	-	-	X	X
Kern County	County Jail	-	-	-	-	X	X	-	-	-	-
	County Jail	-	-	-	-	X	X	-	-	-	-
	Lerdo Min. Sec. Facility	-	-	-	-	X	-	-	-	X	-
	Lerdo Max. Med. Facility	-	-	-	-	X	-	-	-	-	-
Kings County	County Jail	X	X	-	-	X	X	-	-	-	-
Lake County	County Jail	-	-	-	-	X	X	-	-	-	-
Lassen County	County Jail	-	-	-	-	X	X	X	X	X	X
Los Angeles County	Biscailuz Center	-	-	-	-	X	X	-	-	-	-
	Hall of Justice Jail	-	-	-	-	X	-	-	-	-	-
	Men's Central Jail	-	-	-	-	X	-	X	-	-	-
	Honor Rancho-Min. Sec.	-	-	-	-	-	X	-	-	-	X
	Sybil Brand Institute	-	-	-	-	-	-	-	X	-	-
	Honor Rancho-Max. Sec.	-	-	-	-	X	-	-	-	-	-
	Burbank City Jail	X	X	-	-	X	X	-	-	-	-
	Glendale City Jail	X	X	X	X	X	X	-	-	-	-
	Long Beach City Jail	X	X	X	X	X	X	X	X	-	-
	Pasadena City Jail	X	X	X	X	X	X	-	-	-	-
	Torrance City Jail	X	X	X	X	X	X	-	-	X	X
Madera County	County Jail	-	-	-	-	X	X	-	-	-	-
Marin County	County Jail	-	-	-	-	X	X	-	-	-	-
Mariposa County	County Jail	-	-	-	-	X	X	X	X	X	X
Mendocino County	Low Gap Detention Ctr.	-	-	-	-	X	X	-	-	X	X
	Maximum Security Jail	-	-	-	-	X	X	-	-	X	X
Merced County	Branch Jail	-	-	-	-	X	X	-	-	-	-
	County Jail	-	-	-	-	X	X	-	-	-	-
	Los Banos City Jail	X	X	X	X	X	X	-	-	X	X
Modoc County	County Detention Center	-	-	-	-	X	X	X	X	-	-
Mono County	County Jail	-	-	-	-	X	X	-	-	-	-
Monterey County	County Jail	X	X	-	-	X	X	-	-	X	X
	County Rehab. Center	-	-	-	-	-	-	-	-	-	-
Napa County	Dept Of Corrections	X	X	-	-	X	X	-	-	-	-
Nevada County	County Jail	-	-	-	-	X	X	-	-	-	-

See footnotes at end of table.

Detention authority for—Con.										Name of county	Name of jail
Persons facing Federal criminal charges—Con.		Persons convicted of misdemeanors				Persons convicted of felony charges					
Juvenile male	Juvenile female	Adult male	Adult female	Juvenile male	Juvenile female	Adult male	Adult female	Juvenile male	Juvenile female		
2	2	5	5	2	2	2	2	1	1	Alaska	
-	-	X	X	-	-	-	-	-	-	Kenai Peninsula Borough	Seward City Jail
X	X	X	X	X	X	X	X	X	X	Kobuk Census Area	Kotzebue City Jail
X	X	X	X	X	X	-	-	-	-	Kodiak Island Borough	Kodiak City Jail
-	-	X	X	-	-	-	-	-	-	Sitka city and Borough	Sitka City Jail
-	-	X	X	-	-	-	-	-	-	Valdez-Cordova Area	Cordova City Jail
5	4	31	23	6	5	14	9	3	2	Arizona	
X	X	X	X	X	X	-	-	-	-	Apache County	County Jail
-	-	X	X	-	-	-	-	-	-	Cochise County	County Jail
-	-	X	X	-	-	-	-	-	-	Douglas City Jail	Douglas City Jail
-	-	X	X	-	-	-	-	-	-	Cocconino County	County Jail
-	-	X	X	-	-	-	-	-	-	Gila County	County Jail
X	X	X	X	X	X	-	-	-	-	Miami City Jail	Miami City Jail
X	X	X	X	X	X	X	X	X	X	Graham County	County Jail
X	X	X	X	X	X	X	X	X	X	Greenlee County	County Jail
-	-	X	X	-	-	X	X	-	-	Maricopa County	Co. Jail-Max Security
-	-	X	X	-	-	X	X	-	-		Co. Jail-Med. Security
-	-	X	X	-	-	X	X	-	-		Co. Jail-Max. Security
-	-	X	X	-	-	X	X	-	-		County Jail
X	X	X	X	X	X	X	X	X	X		County Towers Jail
-	-	X	X	-	-	X	X	-	-		Medical Detention Center
-	-	X	X	-	-	X	X	-	-		Peoria City Jail
-	-	X	X	-	-	X	X	-	-		Tolleson City Jail
-	-	X	X	-	-	X	X	-	-	Mohave County	County Jail
-	-	X	X	-	-	X	X	-	-		County Honor Farm
-	-	X	X	-	-	X	X	-	-	Navajo County	County Jail
-	-	X	X	-	-	X	X	-	-		Winslow City Jail
-	-	X	X	-	-	X	X	-	-	Pima County	County Detention Center
-	-	X	X	-	-	X	X	-	-		County Jail Annex
-	-	X	X	-	-	X	X	-	-		County Jail Substation
-	-	X	X	-	-	X	X	-	-		South Tucson Town Jail
-	-	X	X	-	-	X	X	-	-	Pinal County	County Jail
-	-	X	X	-	-	X	X	-	-		Coolidge City Jail
-	-	X	X	-	-	X	X	-	-		Eloy City Jail
-	-	X	X	X	X	-	-	-	-	Santa Cruz County	County Jail
-	-	X	X	-	-	X	X	-	-	Yavapai County	County Jail
-	-	X	X	-	-	X	X	-	-	Yuma County	County Jail
-	-	X	X	-	-	X	X	-	-	La Paz County	County Jail
6	6	127	79	8	7	86	54	6	5	California	
-	-	X	X	-	-	X	X	-	-	Alameda County	Co. Jail-Santa Rita
-	-	X	X	-	-	X	X	-	-		County Jail
-	-	X	X	-	-	X	X	-	-		Co. Male Work Furlough
-	-	X	X	-	-	X	X	-	-		Co. Female Work Furlough
-	-	X	X	X	X	X	X	X	X	Amador County	Oakland City Jail
-	-	X	X	-	-	X	X	-	-	Butte County	County Jail
-	-	X	X	-	-	X	X	-	-	Calaveras County	County Jail
-	-	X	X	-	-	X	X	-	-	Colusa County	County Jail
-	-	X	X	-	-	X	X	-	-	Contra Costa County	Sheriff's Rehab. Center
-	-	X	X	-	-	X	X	-	-		Work Furlough Center
-	-	X	X	-	-	X	X	-	-		Co. Detention Facility
-	-	X	X	-	-	X	X	-	-		Co. Jail-Men's Dormitory
-	-	X	X	X	X	X	X	X	X	Del Norte County	County Jail
X	X	X	X	X	X	X	X	X	X	El Dorado County	County Jail
-	-	X	X	-	-	X	X	-	-		County Jail
-	-	X	X	-	-	X	X	-	-	Fresno County	County Jail
X	X	X	X	X	X	X	X	X	X		Industrial Farm
-	-	X	X	-	-	X	X	-	-	Glenn County	County Jail
-	-	X	X	-	-	X	X	-	-	Humboldt County	County Jail
-	-	X	X	-	-	X	X	-	-	Imperial County	County Jail
-	-	X	X	-	-	X	X	-	-		Minimum Security Jail
-	-	X	X	-	-	X	X	-	-		Brawley City Jail
-	-	X	X	-	-	X	X	-	-	Inyo County	County Jail
-	-	X	X	-	-	X	X	-	-	Kern County	County Jail
-	-	X	X	-	-	X	X	-	-		Lerdo Min. Sec. Facility
-	-	X	X	-	-	X	X	-	-		Lerdo Max. Med. Facility
-	-	X	X	-	-	X	X	-	-	Kings County	County Jail
-	-	X	X	-	-	X	X	-	-	Lake County	County Jail
-	-	X	X	-	-	X	X	-	-	Lassen County	County Jail
-	-	X	X	-	-	X	X	-	-	Los Angeles County	Biscailuz Center
-	-	X	X	-	-	X	X	-	-		Hall of Justice Jail
-	-	X	X	-	-	X	X	-	-		Men's Central Jail
-	-	X	X	-	-	X	X	-	-		Honor Rancho-Min. Sec.
-	-	X	X	-	-	X	X	-	-		Sybil Brand Institute
-	-	X	X	-	-	X	X	-	-		Honor Rancho-Max. Sec.
-	-	X	X	-	-	X	X	-	-		Burbank City Jail
-	-	X	X	-	-	X	X	-	-		Glendale City Jail
-	-	X	X	-	-	X	X	-	-		Long Beach City Jail
-	-	X	X	-	-	X	X	-	-		Pasadena City Jail
-	-	X	X	-	-	X	X	-	-		Torrance City Jail
-	-	X	X	-	-	X	X	-	-	Madera County	County Jail
X	X	X	X	X	X	X	X	X	X	Marin County	County Jail
-	-	X	X	-	-	X	X	-	-	Mariposa County	County Jail
-	-	X	X	-	-	X	X	-	-	Mendocino County	Low Gap Detention Ctr.
-	-	X	X	-	-	X	X	-	-		Maximum Security Jail
-	-	X	X	-	-	X	X	-	-	Merced County	Branch Jail
-	-	X	X	-	-	X	X	-	-		County Jail
-	-	X	X	X	X	X	X	-	-		Los Banos City Jail
-	-	X	X	-	-	X	X	-	-	Modoc County	County Detention Center
-	-	X	X	-	-	X	X	-	-	Mono County	County Jail
-	-	X	X	-	-	X	X	-	-	Monterey County	County Jail
-	-	X	X	-	-	X	X	-	-		County Jail
-	-	X	X	-	-	X	X	-	-	Napa County	County Rehab. Center
-	-	X	X	-	-	X	X	-	-	Nevada County	Dept Of Corrections
-	-	X	X	-	-	X	X	-	-		County Jail

Table 7. Jails by detention authority and sex of adult/juvenile inmates housed—Con.

[X indicates YES or NO. State total is sum of X's]

Name of county	Name of jail	Detention authority for—									
		Temporary housing or lock-up				Persons facing local or State criminal charges				Persons facing Federal criminal charges	
		Adult male	Adult female	Juvenile male	Juvenile female	Adult male	Adult female	Juvenile male	Juvenile female	Adult male	Adult female
California—Con.											
Orange County	County Jail					X	X	X	X	X	X
	Theo Lacy Facility										
	J. A. Musick Facility										
	Anaheim City Jail	X	X	X	X	X	X	X	X		
	Costa Mesa City Jail	X	X	X	X	X	X			X	
	Newport Beach City Jail	X	X	X	X	X	X				
	San Clemente City Jail	X	X	X	X	X	X				
Placer County	County Jail					X	X				
	Minimum Security Jail					X	X			X	X
Plumas County	County Jail					X	X			X	X
Riverside County	Banning Rehab. Center					X	X				
	County Jail	X	X			X	X				
	County Jail					X	X				
	County Jail					X	X	X	X	X	X
	Hemet City Jail	X	X			X	X				
	Perris City Jail	X	X	X	X	X	X				
Sacramento County	County Main Jail	X	X			X	X			X	X
	Rio Consumnes Corr. Ctr.	X	X			X	X			X	X
	Co. Work Furlough Center					X	X				
San Benito County	County Jail			X	X	X	X			X	X
San Bernardino County	County Jail	X	X			X	X				
	Glen Helen Rehab. Center							X			
San Diego County	Co. Work Furlough Center										
	Barrett Honor Camp										
	Descanso Detention Fac.					X					
	Camp Morena										
	LaCima Consv. Honor Camp										
	San Jose Honor Camp										
	West Folk Honor Camp										
	County Jail					X					
	Las Colinas Det. Fac.						X				
	Vista Detention Facility					X	X				
San Francisco City/Co.	South Bay Detention Fac.					X					
	San Francisco Jail No. 1					X	X				
	San Francisco Jail No. 3					X				X	
	San Francisco Jail No. 2	X	X			X	X			X	X
	San Francisco Jail No. 4					X					
	Jail Hospital-Ward 7D					X	X			X	X
San Joaquin County	County Men's Jail	X		X		X		X		X	
	County Female Jail						X				
	Honor Farm										
San Luis Obispo County	County Jail	X	X			X	X			X	X
San Mateo County	County Main Jail	X				X					
	Sheriff's Honor Camp										
	Co. Work Furlough Fac.							X			
	Women's Corr. Facility										
Santa Barbara County	Medium Security Facility										
	Co. Detention Facility					X	X				
	Honor Farm										
Santa Clara County	Lompoc City Jail	X	X			X	X				
	County Main Jail	X				X				X	
	Elmwood Jail					X					
	North Co. Detention Fac.					X					
	Womens Detention Facility						X				
	Co. Jail-Min. Security					X					
	Elmwood Jail-Mod. Fac.										
	Womens Residential Ctr.										
	Park Alameda Work Furl.										
Santa Cruz County	Elmwood Jail-Medium Sec.					X					
	County Jail					X					
	Rehabilitation Facility										
Shasta County	County Water St. Jail					X	X				
	County Jail					X	X			X	X
	Crystal Creek Center										
	Co. Detention Annex	X									
Siskiyou County	County Jail					X	X				
Solano County	County Jail					X	X				
	Solano County Jail					X					
	Co. Detention Facility										
Sonoma County	County Jail	X	X	X	X	X	X	X	X	X	X
	Minimum Security Jail										
Stanislaus County	County Jail					X					
	Honor Farm										
	County Women's Facility		X				X				
Sutter County	County Jail					X	X			X	
Tehama County	County Jail					X	X				
Trinity County	County Jail			X	X	X	X				
Tulare County	County Jail					X	X	X	X		
Tuolumne County	Co. Correctional Center										
Ventura County	County Jail	X	X	X		X	X	X			
	Co. Work Furlough Prog.										
	County Jail					X	X				
	Honor Farm										
Yolo County	Port Hueneme City Jail					X	X			X	X
	County Jail			X	X	X	X			X	X
	County Prison Farm										
Yuba County	County Jail					X	X				

See footnotes at end of table.

Detention authority for--Con.										Name of county	Name of jail	
Persons facing Federal criminal charges--Con.		Persons convicted of misdemeanors				Persons convicted of felony charges						
Juvenile male	Juvenile female	Adult male	Adult female	Juvenile male	Juvenile female	Adult male	Adult female	Juvenile male	Juvenile female			
X	X	X	X	X	X	X	X	X	X	X	California--Con.	
-	-	X	X	X	X	X	X	X	X	X	Orange County	County Jail Theo Lacy Facility J. A. Musick Facility Anaheim City Jail Costa Mesa City Jail Newport Beach City Jail San Clemente City Jail County Jail
-	-	X	X	X	X	X	X	X	X	X	Placer County	Minimum Security Jail County Jail
-	-	X	X	X	X	X	X	X	X	X	Plumas County	Banning Rehab. Center County Jail
-	-	X	X	X	X	X	X	X	X	X	Riverside County	County Jail County Jail Hemat City Jail Perris City Jail County Main Jail
-	-	X	X	X	X	X	X	X	X	X	Sacramento County	Rio Consumnes Corr. Ctr. Co. Work Furlough Center County Jail
-	-	X	X	X	X	X	X	X	X	X	San Benito County	County Jail
-	-	X	X	X	X	X	X	X	X	X	San Bernardino County	County Jail Glen Helen Rehab. Center Co. Work Furlough Center
-	-	X	X	X	X	X	X	X	X	X	San Diego County	Barrett Honor Camp Descanso Detention Fac. Camp Morena LaCima Consv. Honor Camp San Jose Honor Camp
-	-	X	X	X	X	X	X	X	X	X		West Folk Honor Camp County Jail
-	-	X	X	X	X	X	X	X	X	X		Las Colinas Det. Fac. Vista Detention Facility South Bay Detention Fac.
-	-	X	X	X	X	X	X	X	X	X	San Francisco City/Co.	San Francisco Jail No. 1 San Francisco Jail No. 2 San Francisco Jail No. 3 San Francisco Jail No. 4 Jail Hospital-Ward 7D
-	-	X	X	X	X	X	X	X	X	X	San Joaquin County	County Men's Jail County Female Jail Honor Farm
-	-	X	X	X	X	X	X	X	X	X	San Luis Obispo County	County Jail
-	-	X	X	X	X	X	X	X	X	X	San Mateo County	County Main Jail Sheriff's Honor Camp Co. Work Furlough Fac. Women's Corr. Facility Medium Security Facility
-	-	X	X	X	X	X	X	X	X	X	Santa Barbara County	Co. Detention Facility Honor Farm
-	-	X	X	X	X	X	X	X	X	X	Santa Clara County	Lompoc City Jail County Main Jail Elmwood Jail North Co. Detention Fac. Womens Detention Facility Co. Jail-Min. Security Elmwood Jail-Mod. Fac.
-	-	X	X	X	X	X	X	X	X	X		Womens Residential Ctr. Park Alameda Work Furl. Elmwood Jail-Medium Sec.
-	-	X	X	X	X	X	X	X	X	X	Santa Cruz County	County Jail Rehabilitation Facility County Water St. Jail
-	-	X	X	X	X	X	X	X	X	X	Shasta County	County Jail Crystal Creek Center Co. Detention Annex
-	-	X	X	X	X	X	X	X	X	X	Siskiyou County	County Jail
-	-	X	X	X	X	X	X	X	X	X	Solano County	County Jail Solano County Jail Co. Detention Facility
-	-	X	X	X	X	X	X	X	X	X	Sonoma County	County Jail
-	-	X	X	X	X	X	X	X	X	X	Stanislaus County	Minimum Security Jail County Jail Honor Farm County Women's Facility
-	-	X	X	X	X	X	X	X	X	X	Sutter County	County Jail
-	-	X	X	X	X	X	X	X	X	X	Tehama County	County Jail
-	-	X	X	X	X	X	X	X	X	X	Trinity County	County Jail
-	-	X	X	X	X	X	X	X	X	X	Tulare County	County Jail Co. Correctional Center
-	-	X	X	X	X	X	X	X	X	X	Tuolumne County	County Jail
-	-	X	X	X	X	X	X	X	X	X	Ventura County	Co. Work Furlough Prog. County Jail Honor Farm
-	-	X	X	X	X	X	X	X	X	X	Yolo County	Port Hueneville City Jail County Jail
-	-	X	X	X	X	X	X	X	X	X	Yuba County	County Prison Farm County Jail

Table 7. Jails by detention authority and sex of adult/juvenile inmates housed—Con.

[X indicates YES or NO. State total is sum of X's]

Name of county	Name of jail	Detention authority for—									
		Temporary housing or lock-up				Persons facing local or State criminal charges				Persons facing Federal criminal charges	
		Adult male	Adult female	Juvenile male	Juvenile female	Adult male	Adult female	Juvenile male	Juvenile female	Adult male	Adult female
Colorado		11	12	23	21	54	44	14	13	22	18
Adams County	County Jail.....	-	-	X	-	X	X	X	-	-	-
	Work Release Annex.....	-	-	-	-	-	-	-	-	-	-
Alamosa County	County Jail.....	-	-	-	-	X	-	-	-	X	-
Arapahoe County	County Jail.....	X	X	X	X	X	X	-	-	-	-
	Aurora City Jail.....	X	X	-	-	X	X	-	-	-	-
Archuleta County	County Jail.....	-	-	-	-	X	X	X	X	-	-
Baca County	County Jail.....	X	-	-	-	X	X	-	-	X	X
Bent County	County Jail.....	-	-	X	-	X	X	-	-	-	-
Boulder County	County Jail.....	-	-	-	-	X	X	-	-	-	-
Chaffee County	County Jail.....	-	-	X	X	X	X	-	-	-	-
Cheyenne County	County Jail.....	X	X	X	X	X	X	-	-	X	X
Clear Creek County	County Jail.....	-	-	-	-	X	-	-	-	X	-
Conejos County	County Jail.....	-	-	-	-	X	-	-	-	X	-
Costilla County	County Jail.....	X	X	-	-	X	-	-	-	-	-
Delta County	County Jail.....	-	-	-	-	X	X	X	X	X	X
Denver City and County	County Jail.....	-	-	-	-	X	X	-	-	-	-
Douglas County	County Jail.....	-	-	-	-	X	X	-	-	X	X
Eagle County	County Corr. Facility.....	-	-	-	-	X	-	-	-	-	-
Elbert County	County Jail.....	-	-	-	-	X	-	-	-	X	-
El Paso County	County Jail.....	-	-	X	X	X	X	-	-	-	-
	Community Corrections.....	-	-	-	-	-	-	-	-	-	-
Fremont County	County Jail.....	-	-	-	-	X	X	-	-	-	-
Garfield County	County Jail.....	-	-	-	-	X	X	-	-	X	X
Gilpin County	County Jail.....	-	-	-	-	X	X	-	-	-	-
Grand County	County Jail.....	-	-	-	-	X	X	X	X	-	-
Gunnison County	County Jail.....	-	-	-	-	X	X	X	X	-	-
Huerfano County	County Jail.....	-	-	X	X	X	X	-	-	-	-
Jackson County	County Jail.....	X	X	X	X	X	X	X	X	-	-
Jefferson County	County Jail.....	X	X	-	-	X	X	-	-	-	-
	Work Ed. Release Program.....	-	-	-	-	-	-	-	-	-	-
Kit Carson County	County Jail.....	-	X	X	X	X	-	-	-	-	-
Lake County	County Jail.....	-	-	X	X	X	X	-	-	-	-
La Plata County	County Jail.....	-	-	-	-	X	X	X	X	X	X
Larimer County	County Jail.....	-	-	-	-	X	X	-	-	X	X
Las Animas County	County Jail.....	-	-	-	-	X	X	X	X	X	X
Lincoln County	County Jail.....	-	-	X	X	X	X	-	-	X	X
Logan County	County Jail.....	X	X	X	X	X	X	-	-	X	X
Mesa County	County Jail.....	-	-	-	-	X	X	-	-	X	X
	County Work Release.....	-	-	-	-	-	-	-	-	-	-
Moffat County	County Jail.....	-	-	-	-	X	X	X	X	-	-
	Corr. Alt. Placement.....	-	-	-	-	-	-	-	-	-	-
Montezuma County	County Jail.....	-	-	X	X	X	X	-	-	X	X
Montrose County	County Jail.....	-	-	X	X	X	X	X	X	-	-
Morgan County	County Jail.....	-	-	X	X	X	X	X	X	-	-
Otero County	County Jail.....	-	-	-	-	X	X	X	X	X	X
Phillips County	County Jail.....	-	-	X	X	X	X	-	-	X	X
Pitkin County	County Jail.....	-	-	-	-	X	-	-	-	-	-
Prowers County	County Jail.....	-	-	X	X	X	X	-	-	-	-
Pueblo County	Detention and Corr. Fac.....	X	X	-	-	X	X	-	-	X	X
	Detention Fac.-Annex 3.....	-	-	-	-	-	-	-	-	-	-
Rio Blanco County	County Jail.....	-	-	X	X	X	X	-	-	X	X
Rio Grande County	County Jail.....	-	-	-	-	X	X	X	X	X	X
Routt County	County Jail.....	-	-	X	X	X	X	-	-	-	-
Saguache County	County Jail.....	-	-	X	X	X	X	X	X	-	-
Sedgwick County	County Jail.....	-	-	-	-	X	X	-	-	X	X
Summit County	County Jail.....	-	-	X	X	X	X	-	-	X	X
Teller County	County Jail.....	-	X	-	-	X	-	-	-	-	-
Washington County	County Jail.....	-	-	-	-	X	-	-	-	X	-
Weld County	County Jail.....	X	X	X	X	X	X	-	-	X	X
Yuma County	County Jail.....	X	X	X	X	X	X	-	-	-	-
Idaho		6	7	8	8	35	33	31	28	13	12
Ada County	County Jail.....	X	X	X	X	X	X	X	X	X	X
Adams County	County Jail.....	-	-	-	-	X	X	X	X	-	-
Bannock County	County Jail.....	-	-	-	-	X	X	X	X	X	X
Bear Lake County	Montpelier City Jail.....	-	-	-	-	X	X	X	X	-	-
Benewah County	County Jail.....	-	-	-	-	X	X	X	X	-	-
Bingham County	County Jail.....	-	-	-	-	X	X	X	X	-	-
Blaine County	County Jail.....	-	-	X	X	-	-	-	-	-	-
Bonneville County	County Jail.....	-	-	-	-	X	X	X	X	X	X
Boundary County	County Jail.....	-	-	-	-	X	X	X	X	X	X
Canyon County	County Jail.....	X	X	X	X	X	X	X	X	-	-
	Nampa City Jail.....	-	-	-	-	X	X	X	X	-	-
Caribou County	County Jail.....	-	X	X	X	X	X	X	X	X	X
Cassia County	County Jail.....	X	X	X	X	X	X	X	X	X	X
Clark County	County Jail.....	-	-	-	-	X	X	X	X	-	-
Clearwater County	County Jail.....	-	-	-	-	X	X	X	X	-	-
Elmore County	County Jail.....	-	-	-	-	X	X	X	X	X	X
Franklin County	County Jail.....	-	-	-	-	X	X	X	X	-	-
Fremont County	County Jail.....	-	-	-	-	X	X	X	X	X	X
Gem County	County Jail.....	X	X	X	X	X	X	X	X	-	-
Gooding County	County Jail.....	-	-	-	-	X	X	X	X	-	-
Idaho County	County Jail.....	-	-	-	-	X	X	X	X	-	-
Jefferson County	County Jail.....	-	-	-	-	X	X	X	X	X	X
Jerome County	County Jail.....	-	-	-	-	X	X	X	X	X	X
Latah County	County Jail.....	-	-	-	-	X	X	X	X	X	X
Lemhi County	County Jail.....	-	-	-	-	X	X	X	X	X	X
Lewis County	County Jail.....	X	X	X	X	X	X	X	X	X	X

See footnotes at end of table.

Detention authority for—Con.										Name of county	Name of jail
Persons facing Federal criminal charges—Con.		Persons convicted of misdemeanors				Persons convicted of felony charges					
Juvenile male	Juvenile female	Adult male	Adult female	Juvenile male	Juvenile female	Adult male	Adult female	Juvenile male	Juvenile female		
4	4	60	45	6	6	33	27	3	3	Colorado	
-	-	X	X	-	-	X	X	-	-	Adams County	County Jail
-	-	X	-	-	-	X	-	-	-	Adams County	Work Release Annex
-	-	X	-	-	-	X	-	-	-	Alamosa County	County Jail
-	-	X	-	-	-	X	X	-	-	Arapahoe County	County Jail
-	-	X	-	-	-	-	-	-	-	Aurora City Jail	Aurora City Jail
-	-	X	X	-	-	-	-	-	-	Archuleta County	County Jail
-	-	X	X	-	-	X	X	-	-	Baca County	County Jail
-	-	X	-	-	-	-	-	-	-	Bent County	County Jail
-	-	X	X	-	-	X	X	-	-	Boulder County	County Jail
-	-	X	-	-	-	-	-	-	-	Chaffee County	County Jail
-	-	X	X	-	-	X	X	-	-	Cheyenne County	County Jail
-	-	X	-	-	-	-	-	-	-	Clear Creek County	County Jail
-	-	X	-	-	-	X	-	-	-	Conejos County	County Jail
X	X	X	X	X	X	X	X	X	X	Costilla County	County Jail
-	-	X	-	-	-	-	-	-	-	Delta County	County Jail
-	-	X	X	-	-	-	-	-	-	Denver City and County	County Jail
-	-	X	X	-	-	X	X	-	-	Douglas County	County Jail
-	-	X	-	-	-	X	-	-	-	Eagle County	County Corr. Facility
-	-	X	-	-	-	X	-	-	-	Elbert County	County Jail
-	-	X	-	-	-	X	X	-	-	El Paso County	County Jail
-	-	X	-	-	-	X	-	-	-	El Paso County	Community Corrections
-	-	X	-	-	-	X	X	-	-	Fremont County	County Jail
-	-	X	-	-	-	X	X	-	-	Garfield County	County Jail
-	-	X	-	-	-	X	-	-	-	Gilpin County	County Jail
-	-	X	-	-	-	X	X	-	-	Grenad County	County Jail
-	-	X	X	X	X	X	X	X	X	Gunnison County	County Jail
-	-	X	X	-	-	-	-	-	-	Huerfano County	County Jail
-	-	X	-	X	X	-	-	-	-	Jackson County	County Jail
-	-	X	-	-	-	X	X	-	-	Jefferson County	County Jail
-	-	X	-	-	-	X	-	-	-	Jefferson County	Work Ed. Release Program
-	-	X	-	-	-	-	-	-	-	Kit Carson County	County Jail
-	-	X	-	-	-	X	X	-	-	Lake County	County Jail
-	-	X	-	-	-	X	X	-	-	La Plata County	County Jail
X	X	X	X	-	-	X	X	-	-	Larimer County	County Jail
-	-	X	-	-	-	X	X	-	-	Las Animas County	County Jail
-	-	X	X	-	-	X	X	-	-	Lincoln County	County Jail
-	-	X	-	-	-	-	-	-	-	Logan County	County Jail
-	-	X	-	-	-	X	X	-	-	Mesa County	County Jail
-	-	X	X	-	-	X	X	-	-	Mesa County	County Work Release
-	-	X	-	-	-	X	X	-	-	Moffat County	County Jail
-	-	X	X	-	-	X	X	-	-	Moffat County	Corr. Alt. Placement
-	-	X	-	X	X	X	X	-	-	Montezuma County	County Jail
-	-	X	-	-	-	X	X	X	X	Montrose County	County Jail
X	X	X	X	-	-	X	X	-	-	Morgan County	County Jail
-	-	X	X	-	-	-	-	-	-	Otero County	County Jail
-	-	X	-	-	-	-	-	-	-	Phillips County	County Jail
-	-	X	-	-	-	-	-	-	-	Pitkin County	County Jail
-	-	X	X	-	-	-	-	-	-	Prowers County	County Jail
-	-	X	-	-	-	X	X	-	-	Pueblo County	Detention and Corr. Fac.
-	-	X	-	-	-	X	-	-	-	Pueblo County	Detention Fac.-Annex 3
X	X	X	X	X	X	X	X	-	-	Rio Blanco County	County Jail
-	-	X	-	-	-	X	X	-	-	Rio Grande County	County Jail
-	-	X	X	-	-	X	X	-	-	Routt County	County Jail
-	-	X	X	-	-	-	-	-	-	Saguache County	County Jail
-	-	X	X	-	-	-	-	-	-	Sedgwick County	County Jail
-	-	X	X	-	-	-	-	-	-	Summit County	County Jail
-	-	X	-	-	-	-	-	-	-	Teller County	County Jail
-	-	X	X	-	-	-	-	-	-	Washington County	County Jail
-	-	X	-	-	-	X	X	-	-	Weld County	County Jail
-	-	X	-	-	-	-	-	-	-	Yuma County	County Jail
10	8	35	33	30	27	25	23	21	19	Idaho	
-	-	X	X	X	X	X	X	-	-	Ada County	County Jail
X	-	X	X	X	X	X	X	X	X	Adams County	County Jail
-	-	X	X	X	X	X	X	X	X	Bannock County	County Jail
-	-	X	X	X	X	X	X	X	X	Bear Lake County	Montpelier City Jail
-	-	X	X	X	X	X	X	X	X	Benewah County	County Jail
-	-	X	X	X	X	X	X	X	X	Bingham County	County Jail
X	X	X	X	X	X	X	X	X	X	Blaine County	County Jail
X	X	X	X	X	X	X	X	X	X	Bonneville County	County Jail
-	-	X	X	X	X	X	X	X	X	Boundary County	County Jail
X	X	X	X	X	X	X	X	X	X	Canyon County	County Jail
-	-	X	X	X	X	X	X	X	X	Nampa City Jail	Nampa City Jail
X	X	X	X	X	X	X	X	X	X	Caribou County	County Jail
-	-	X	X	X	X	X	X	X	X	Cassia County	County Jail
-	-	X	X	X	X	X	X	X	X	Clark County	County Jail
X	X	X	X	X	X	X	X	X	X	Clearwater County	County Jail
-	-	X	X	X	X	X	X	X	X	Elmore County	County Jail
-	-	X	X	X	X	X	X	X	X	Franklin County	County Jail
-	-	X	X	X	X	X	X	X	X	Fremont County	County Jail
-	-	X	X	X	X	X	X	X	X	Gem County	County Jail
-	-	X	X	X	X	X	X	X	X	Gooding County	County Jail
X	X	X	X	X	X	X	X	X	X	Idaho County	County Jail
X	X	X	X	X	X	X	X	X	X	Jefferson County	County Jail
X	X	X	X	X	X	X	X	X	X	Jerome County	County Jail
X	X	X	X	X	X	X	X	X	X	Latah County	County Jail
X	X	X	X	X	X	X	X	X	X	Lemhi County	County Jail
X	X	X	X	X	X	X	X	X	X	Lewis County	County Jail

Table 7. Jails by detention authority and sex of adult/juvenile inmates housed—Con.

[X indicates YES or NO. State total is sum of X's]

Name of county	Name of jail	Detention authority for—									
		Temporary housing or lock-up				Persons facing local or State criminal charges				Persons facing Federal criminal charges	
		Adult male	Adult female	Juvenile male	Juvenile female	Adult male	Adult female	Juvenile male	Juvenile female	Adult male	Adult female
Idaho—Con.											
Madison County	County Jail	-	-	-	-	X	X	X	X	-	-
Minidoka County	County Jail	-	-	-	-	X	X	X	X	-	-
Nez Perce County	County Jail	-	-	-	-	X	X	X	X	-	-
Owyhee County	County Jail	-	-	-	-	X	X	X	X	-	-
Payette County	County Jail	X	X	X	X	X	X	X	X	X	X
Power County	County Jail	-	-	-	-	X	X	X	X	-	-
Shoshone County	County Jail	-	-	-	-	X	X	X	X	-	-
Twin Falls County	County Jail	-	-	-	-	X	X	X	X	-	-
Valley County	County Jail	-	-	-	-	X	X	X	X	X	-
Washington County	County Jail	-	-	-	-	X	X	X	X	-	-
Montana		15	15	25	25	50	48	34	33	31	29
Beaverhead County	County Jail	-	-	-	-	X	X	X	X	-	-
Big Horn County	County Jail	-	-	-	-	X	X	X	X	X	X
Blaine County	County Jail	-	-	-	-	X	X	X	X	X	X
	Harlem City Jail	-	-	X	X	X	X	-	-	-	-
Broadwater County	County Jail	-	-	-	-	X	X	X	X	X	X
Carbon County	County Jail	X	X	X	X	X	X	X	X	X	X
Cascade County	County Jail	X	X	X	X	X	X	X	X	X	X
	Great Falls City Jail	-	-	X	X	X	X	-	-	X	X
Chouteau County	County Jail	-	-	-	-	X	X	X	X	X	X
Custer County	County Jail	X	X	X	X	X	X	X	X	X	X
Daniels County	County Jail	-	-	-	-	X	X	X	X	X	X
Dawson County	County Jail	-	-	-	-	X	X	X	X	X	X
Anaconda-Deer Lodge Co.	County Jail	X	X	X	X	X	X	X	X	X	X
Fallon County	County Jail	X	X	X	X	X	X	X	X	X	X
Fergus County	County Jail	-	-	-	-	X	X	X	X	X	X
Flathead County	County Jail	X	X	X	X	X	X	X	X	X	X
Gallatin County	County Jail	X	X	X	X	X	X	X	X	X	X
Glacier County	County Jail	X	X	-	-	X	X	-	-	X	X
	Cut Bank City Jail	-	-	-	-	X	X	X	X	X	X
Granite County	County Jail	X	X	X	X	X	X	X	X	X	X
Hill County	County Jail	-	-	X	X	X	X	X	X	X	X
	Havre City Jail	-	-	X	X	X	X	-	-	-	-
Jefferson County	County Jail	-	-	-	-	X	X	X	X	X	X
Lake County	County Jail	-	-	-	-	X	X	X	X	X	X
Lewis and Clark County	County Jail	-	-	-	-	X	X	X	X	X	X
Liberty County	County Jail	-	-	X	X	X	X	-	-	-	-
Lincoln County	County Jail	-	-	X	X	X	X	-	-	-	-
Madison County	County Jail	-	-	X	X	X	X	-	-	X	-
Mineral County	County Jail	-	-	-	-	X	X	X	X	X	X
Missoula County	County Jail	-	-	-	-	X	X	X	X	X	X
Musselshell County	County Jail	X	X	X	X	X	X	X	X	X	X
Park County	County Jail	-	-	-	-	X	X	X	X	X	X
Phillips County	County Jail	X	X	X	X	X	X	-	-	-	-
Pondera County	County Jail	X	X	X	X	X	X	X	X	-	-
Powder River County	County Jail	-	-	X	X	X	X	-	-	-	-
Powell County	County Jail	X	X	X	X	X	X	X	X	-	-
Prairie County	County Jail	-	-	X	X	X	X	-	-	-	-
Ravalli County	County Jail	-	-	-	-	X	X	-	-	-	-
Richland County	County Jail	-	-	-	-	X	X	X	X	-	-
Roosevelt County	County Jail	X	X	X	X	X	X	X	X	X	X
Rosebud County	County Jail	-	-	-	-	X	X	X	X	X	X
Sanders County	County Jail	X	X	X	X	X	X	-	-	X	X
Sheridan County	County Jail	-	-	-	-	X	X	X	X	X	X
Butte-Silver Bow County	County Jail	-	-	-	-	X	X	X	X	X	X
Stillwater County	County Jail	-	-	-	-	X	X	X	X	X	X
Teton County	County Jail	-	-	X	X	X	X	-	-	X	X
Toole County	County Jail	-	-	-	-	X	X	X	X	X	X
Valley County	County Jail	-	-	-	-	X	X	X	X	X	X
Wheatland County	County Jail	-	-	-	-	X	X	X	X	X	X
Yellowstone County	County Jail	-	-	-	-	X	X	X	X	X	X
Nevada		10	10	8	8	23	22	10	9	11	10
Churchill County	County Jail	-	-	-	-	X	X	X	X	-	-
	Fallon City Jail	X	X	X	X	X	X	X	X	X	X
Clark County	County Jail	-	-	-	-	X	X	X	X	X	X
	Las Vegas Misdemeanant	-	-	-	-	X	X	-	-	X	X
	Henderson City Jail	X	X	-	-	X	X	-	-	X	X
	No. Las Vegas City Jail	X	X	-	-	X	X	-	-	-	-
Douglas County	County Jail	-	-	-	-	X	X	-	-	-	-
Elko County	County Jail	X	X	X	X	X	X	X	X	-	-
Esmeralda County	County Jail	X	X	X	X	X	X	X	X	-	-
Eureka County	County Jail	-	-	-	-	X	X	X	X	X	X
Humboldt County	County Jail	X	X	-	-	X	X	-	-	X	X
Lander County	Austin Jail	-	-	X	X	X	X	-	-	X	X
Lyon County	County Jail	X	X	X	X	X	X	X	X	X	X
Mineral County	Hawthorne Town Jail	-	-	X	X	X	X	-	-	X	X
Nye County	County Jail	X	X	X	X	X	X	X	X	-	-
	County Jail	X	X	X	X	X	X	X	X	-	-
Carson City city area	Carson City Jail	-	-	-	-	X	X	-	-	X	X
Pershing County	County Jail	-	-	-	-	X	X	X	X	-	-
Washoe County	County Jail	-	-	-	-	X	X	-	-	-	-
	County Detention Center	-	-	-	-	X	X	-	-	-	-
	Reno City Jail	-	-	-	-	X	X	-	-	-	-
	Sparks City Jail	-	-	-	-	X	X	-	-	X	X
White Pine County	County Jail	X	X	-	-	X	X	-	-	X	X

See footnotes at end of table.

Detention authority for--Con.										Name of county	Name of jail
Persons facing Federal criminal charges--Con.		Persons convicted of misdemeanors				Persons convicted of felony charges					
Juvenile male	Juvenile female	Adult male	Adult female	Juvenile male	Juvenile female	Adult male	Adult female	Juvenile male	Juvenile female		
										Idaho--Con.	
-	-	X	X	X	X	X	X	X	X	Madison County	County Jail
-	-	X	X	X	X	-	-	-	-	Minidoka County	County Jail
-	-	X	X	X	X	X	X	X	X	Nez Perce County	County Jail
-	-	X	X	X	X	-	-	-	-	Owyhee County	County Jail
X	X	X	X	X	X	-	-	-	-	Payette County	County Jail
-	-	X	X	X	X	X	X	X	X	Power County	County Jail
-	-	X	X	X	X	-	-	-	-	Shoshone County	County Jail
-	-	X	X	X	X	-	-	-	-	Twin Falls County	County Jail
-	-	X	X	X	X	X	X	X	X	Valley County	County Jail
-	-	X	X	X	X	X	X	X	X	Washington County	County Jail
22	20	46	44	9	9	19	18	4	4	Montana	
-	-	X	X	-	-	-	-	-	-	Beaverhead County	County Jail
X	X	X	X	-	-	X	X	-	-	Big Horn County	County Jail
X	X	X	X	-	-	-	-	-	-	Blaine County	County Jail
-	-	X	X	-	-	-	-	-	-	Harlem City Jail	
X	X	X	X	-	-	-	-	-	-	Broadwater County	County Jail
X	X	X	X	-	-	-	-	-	-	Carbon County	County Jail
-	-	X	X	-	-	X	X	-	-	Cascade County	County Jail
-	-	X	X	-	-	-	-	-	-	Great Falls City Jail	
-	-	X	X	-	-	X	X	-	-	Chouteau County	County Jail
X	X	X	X	X	X	X	X	X	X	Custer County	County Jail
X	X	X	X	-	-	-	-	-	-	Daniels County	County Jail
X	X	X	X	-	-	-	-	-	-	Dawson County	County Jail
-	-	X	X	-	-	-	-	-	-	Anaconda-Deer Lodge Co.	County Jail
X	X	X	X	X	X	X	X	X	X	Fallon County	County Jail
X	X	X	X	X	X	X	X	X	X	Fergus County	County Jail
-	-	X	X	X	X	-	-	-	-	Flathead County	County Jail
-	-	X	X	-	-	X	X	-	-	Gallatin County	County Jail
X	X	X	X	-	-	-	-	-	-	Glacier County	County Jail
-	-	X	X	-	-	-	-	-	-	Cut Bank City Jail	
-	-	X	X	-	-	-	-	-	-	Granite County	County Jail
-	-	X	X	-	-	-	-	-	-	Hill County	County Jail
-	-	X	X	-	-	X	-	-	-	Havre City Jail	
X	X	X	X	-	-	-	-	-	-	Jefferson County	County Jail
X	X	X	X	X	X	-	-	-	-	Lake County	County Jail
-	-	X	X	X	X	X	X	-	-	Lewis and Clark County	County Jail
-	-	X	X	-	-	-	-	-	-	Liberty County	County Jail
-	-	X	X	-	-	-	-	-	-	Lincoln County	County Jail
-	-	X	X	-	-	-	-	-	-	Madison County	County Jail
X	X	X	X	-	-	-	-	-	-	Mineral County	County Jail
X	X	X	X	X	X	-	-	-	-	Missoula County	County Jail
X	X	X	X	X	X	-	-	-	-	Musselshell County	County Jail
X	X	X	X	-	-	-	-	-	-	Park County	County Jail
-	-	X	X	-	-	X	X	-	-	Phillips County	County Jail
-	-	X	X	X	X	-	-	-	-	Pondera County	County Jail
-	-	X	X	-	-	-	-	-	-	Powder River County	County Jail
-	-	X	X	-	-	-	-	-	-	Powell County	County Jail
-	-	X	X	-	-	-	-	-	-	Prairie County	County Jail
-	-	X	X	-	-	-	-	-	-	Ravalli County	County Jail
X	X	X	X	X	X	-	-	-	-	Richland County	County Jail
-	-	X	X	-	-	X	X	-	-	Roosevelt County	County Jail
-	-	X	X	-	-	-	-	-	-	Rosebud County	County Jail
-	-	X	X	-	-	X	X	-	-	Sanders County	County Jail
X	X	X	X	-	-	-	-	-	-	Sheridan County	County Jail
X	X	X	X	-	-	X	X	-	-	Butte-Silver Bow County	County Jail
X	X	X	X	X	X	-	-	-	-	Stillwater County	County Jail
X	X	X	X	-	-	X	X	-	-	Teton County	County Jail
-	-	X	X	-	-	-	-	-	-	Toole County	County Jail
X	X	X	X	-	-	X	X	-	-	Valley County	County Jail
X	X	X	X	X	X	X	X	X	X	Wheatland County	County Jail
-	-	X	X	-	-	X	X	-	-	Yellowstone County	County Jail
2	2	23	22	4	4	8	7	-	-	Nevada	
-	-	X	X	X	X	-	-	-	-	Churchill County	County Jail
X	X	X	X	-	-	-	-	-	-	Fallon City Jail	
-	-	X	X	-	-	-	-	-	-	County Jail	
-	-	X	X	-	-	-	-	-	-	Clark County	County Jail
-	-	X	X	-	-	-	-	-	-	Las Vegas Misdemeanant	
-	-	X	X	-	-	-	-	-	-	Henderson City Jail	
-	-	X	X	-	-	-	-	-	-	No. Las Vegas City Jail	
-	-	X	X	-	-	X	X	-	-	County Jail	
-	-	X	X	-	-	-	-	-	-	Douglas County	County Jail
-	-	X	X	-	-	-	-	-	-	Elko County	County Jail
-	-	X	X	-	-	-	-	-	-	Esmeralda County	County Jail
-	-	X	X	X	X	X	X	-	-	Eureka County	County Jail
-	-	X	X	-	-	-	-	-	-	Humboldt County	County Jail
-	-	X	X	-	-	X	X	-	-	Lander County	Austin Jail
X	X	X	X	-	-	-	-	-	-	Lyon County	County Jail
-	-	X	X	-	-	X	X	-	-	Mineral County	Hawthorne Town Jail
-	-	X	X	X	X	X	X	-	-	Nye County	County Jail
-	-	X	X	-	-	X	X	-	-	County Jail	
-	-	X	X	-	-	-	-	-	-	Carson City city area	Carson City Jail
-	-	X	X	X	X	-	-	-	-	Pershing County	County Jail
-	-	X	X	-	-	-	-	-	-	Washoe County	County Jail
-	-	X	X	-	-	-	-	-	-	County Detention Center	
-	-	X	X	-	-	X	X	-	-	Reno City Jail	
-	-	X	X	-	-	-	-	-	-	Sparks City Jail	
-	-	X	X	-	-	X	X	-	-	White Pine County	County Jail

Table 7. Jails by detention authority and sex of adult/juvenile inmates housed—Con.

[X indicates YES or NO. State total is sum of X's]

Name of county	Name of jail	Detention authority for—									
		Temporary housing or lock-up				Persons facing local or State criminal charges				Persons facing Federal criminal charges	
		Adult male	Adult female	Juvenile male	Juvenile female	Adult male	Adult female	Juvenile male	Juvenile female	Adult male	Adult female
New Mexico		14	14	16	16	35	32	18	18	16	14
Bernalillo County	City-County Jail.....	X	X	-	-	X	X	-	-	X	X
	City-Co. Satellite Jail.....	-	-	-	-	X	-	-	-	-	-
Catron County	County Jail.....	-	-	X	X	X	X	-	-	-	-
Chaves County	County Jail.....	-	-	-	-	X	X	X	X	X	X
Cofax County	County Jail.....	X	X	-	-	X	X	-	-	-	-
Curry County	County Jail.....	-	-	X	X	X	X	X	X	X	X
	Clovis City Jail.....	X	X	X	X	X	X	-	-	-	-
De Baca County	County Jail.....	-	-	X	X	X	X	-	-	-	-
Dona Ana County	County Jail.....	-	-	-	-	X	X	X	X	X	X
Eddy County	County Jail.....	X	X	-	-	X	X	X	X	X	X
	Artesia City Jail.....	-	-	-	-	X	X	X	X	-	-
Grant County	County Jail.....	X	X	X	X	X	X	X	X	-	-
Guadalupe County	County Jail.....	-	-	-	-	X	X	X	X	-	-
Hidalgo County	County Jail.....	X	X	X	X	X	X	-	-	X	-
Lea County	County Jail.....	-	-	X	X	X	X	-	-	X	X
	Hobbs City Jail.....	-	-	X	X	X	X	-	-	X	X
Lincoln County	County Jail.....	X	X	X	X	X	X	X	X	-	-
Los Alamos County	County Jail.....	X	X	X	X	X	X	X	X	-	-
Luna County	County Jail.....	X	X	X	X	X	X	X	X	-	-
McKinley County	Gallup City Jail.....	-	-	-	-	X	X	-	-	X	X
Mora County	County Jail.....	X	X	-	-	X	X	-	-	X	X
Otero County	County Jail.....	-	-	-	-	X	X	X	X	X	X
Quay County	County Detention Center.....	-	-	-	-	X	X	X	X	-	-
Rio Arriba County	County Jail.....	-	-	-	-	X	X	-	-	-	-
Roosevelt County	County Jail.....	-	-	X	X	X	X	-	-	-	-
Sandoval County	County Jail.....	X	X	-	-	X	X	-	-	-	-
San Juan County	County Detention Center.....	-	-	-	-	X	X	X	X	X	X
Santa Fe County	County Detention Center.....	X	X	X	X	X	X	X	X	X	X
Sierra County	County Jail.....	-	-	-	-	X	X	X	X	X	X
Socorro County	County Jail.....	X	X	X	X	X	X	X	X	-	-
Taos County	County Jail.....	-	-	-	-	X	X	X	X	-	-
Torrance County	County Jail.....	-	-	-	-	X	X	X	X	X	X
Union County	Clayton City Jail.....	-	-	X	X	X	X	-	-	X	-
Valencia County	County Jail.....	-	-	-	-	X	X	-	-	X	-
Cibola County	Grants City Jail.....	X	X	X	X	X	X	X	X	X	X
Oregon		9	9	5	5	36	31	6	3	13	10
Benton County	County Jail.....	-	-	-	-	X	X	-	-	X	X
Clackamas County	County Jail.....	-	-	-	-	X	X	-	-	-	-
Clatsop County	Co. Detention Facility.....	-	-	-	-	X	X	-	-	-	-
	Seaside City Jail.....	X	X	X	X	X	X	-	-	-	-
Columbia County	County Jail.....	-	-	-	-	X	X	-	-	-	-
Coos County	County Jail.....	-	-	-	-	X	X	-	-	-	-
Crook County	Prineville City Jail.....	-	-	-	-	X	X	-	-	-	-
Curry County	County Jail.....	-	-	-	-	X	X	-	-	-	-
Deschutes County	County Jail.....	-	-	-	-	X	X	-	-	-	-
Douglas County	County Jail.....	-	-	-	-	X	X	-	-	X	X
	Reedsport City Jail.....	-	-	-	-	X	X	-	-	-	-
	Roseburg City Jail.....	-	-	-	-	X	X	-	-	-	-
Grant County	County Jail.....	-	-	-	-	X	X	-	-	-	-
Harney County	County Jail.....	X	X	X	X	X	X	X	X	X	X
Hood River County	County Jail.....	-	-	-	-	X	X	-	-	X	X
Jackson County	County Jail.....	-	-	-	-	X	X	X	X	-	-
	Co. Work Release Center.....	-	-	-	-	-	-	-	-	-	-
Jefferson County	County Jail.....	-	-	-	-	X	X	-	-	-	-
Josephine County	County Corr. Facility.....	-	-	-	-	X	X	-	-	-	-
Klamath County	County Jail.....	-	-	-	-	X	X	-	-	-	-
Lake County	County Jail.....	X	X	X	X	X	X	-	-	-	-
Lane County	County Jail.....	-	-	-	-	X	X	-	-	X	X
	Oakridge City Jail.....	X	X	-	-	X	X	-	-	-	-
Lincoln County	County Jail.....	-	-	-	-	X	X	-	-	-	-
Linn County	County Jail.....	-	-	-	-	X	X	-	-	X	X
	Albany City Jail.....	X	X	-	-	X	X	-	-	-	-
Malheur County	County Jail.....	X	X	X	X	X	X	X	X	X	X
Marion County	County Jail.....	X	X	-	-	X	X	X	X	-	-
	Co. Restitution Center.....	-	-	-	-	-	-	-	-	X	-
Multnomah County	County Corr. Institution.....	-	-	-	-	X	X	-	-	X	-
	Rocky Butte Jail.....	-	-	-	-	X	X	-	-	X	-
	Claire Argow Womens Ctr.....	-	-	-	-	-	-	-	-	-	-
Polk County	County Jail.....	X	X	-	-	X	X	-	-	X	-
Umatilla County	County Jail.....	-	-	-	-	X	X	-	-	-	-
	Hermiston City Jail.....	-	-	-	-	X	X	-	-	-	-
Union County	County Corr. Facility.....	X	X	X	X	X	X	X	X	X	X
Wasco County	County Jail.....	-	-	-	-	X	X	X	X	X	X
Washington County	County Jail.....	-	-	-	-	X	X	-	-	X	X
Yamhill County	County Jail.....	-	-	-	-	X	X	X	X	-	-
Utah		7	7	3	3	23	21	1	1	15	12
Beaver County	County Jail.....	-	-	-	-	X	X	-	-	X	-
Box Elder County	County Jail.....	-	-	-	-	X	X	-	-	-	-
Cache County	County Jail.....	X	X	-	-	X	X	-	-	-	-
Carbon County	County Jail.....	-	-	-	-	X	X	-	-	X	X
Davis County	County Jail.....	-	-	-	-	X	X	-	-	X	X
Duchesne County	County Jail.....	-	-	-	-	X	X	-	-	X	X
Emery County	County Jail.....	-	-	-	-	X	X	-	-	X	X
Garfield County	County Jail.....	-	-	-	-	X	X	-	-	X	X
Grand County	County Jail.....	-	-	-	-	X	X	-	-	-	-
Iron County	County Jail.....	X	X	-	-	X	X	-	-	-	-
Juab County	County Jail.....	-	-	X	X	X	X	-	-	-	-
Kane County	County Jail.....	X	X	X	X	X	X	X	X	X	X
Rich County	County Jail.....	-	-	-	-	X	X	-	-	X	X
Salt Lake County	County Jail.....	-	-	X	X	X	X	-	-	X	X
San Juan County	County Jail.....	-	-	-	-	X	X	-	-	-	-

See footnotes at end of table.

Detention authority for--Con.										Name of county	Name of jail
Persons facing Federal criminal charges--Con.		Persons convicted of misdemeanors				Persons convicted of felony charges					
Juvenile male	Juvenile female	Adult male	Adult female	Juvenile male	Juvenile female	Adult male	Adult female	Juvenile male	Juvenile female		
7	5	35	30	14	13	17	14	6	6	New Mexico	
-	-	X	X	-	-	X	X	-	-	Bernalillo County	City-County Jail
-	-	X	X	-	-	X	X	-	-	Bernalillo County	City-Co. Satellite Jail
X	X	X	X	-	-	X	X	-	-	Catron County	County Jail
-	-	X	X	-	-	-	-	-	-	Chaves County	County Jail
-	-	X	X	-	-	-	-	-	-	Collax County	County Jail
-	-	X	X	-	-	-	-	-	-	Curry County	County Jail
-	-	X	X	-	-	-	-	-	-	De Baca County	Clovis City Jail
X	-	X	X	X	-	X	X	-	-	Dona Ana County	County Jail
-	-	X	X	X	-	-	-	-	-	Eddy County	County Jail
-	-	X	X	X	X	-	-	-	-	Grant County	Artesia City Jail
-	-	X	X	X	X	-	-	-	-	Guadalupe County	County Jail
X	-	X	X	X	X	X	X	-	-	Hidalgo County	County Jail
-	-	X	X	-	-	X	X	-	-	Lea County	County Jail
-	-	X	X	X	X	X	X	X	X	Lincoln County	Hobbs City Jail
-	-	X	X	-	-	X	X	-	-	Los Alamos County	County Jail
-	-	X	X	-	-	X	X	-	-	Luna County	County Jail
-	-	X	X	-	-	X	X	-	-	McKinley County	Gallup City Jail
X	X	X	X	X	X	X	X	X	X	Mora County	County Jail
-	-	X	X	X	X	X	X	X	X	Otero County	County Jail
-	-	X	X	-	-	-	-	-	-	Quay County	County Detention Center
-	-	X	X	-	-	-	-	-	-	Rio Arriba County	County Jail
-	-	X	X	-	-	X	-	-	-	Roosevelt County	County Jail
-	-	X	X	-	-	-	-	-	-	Sandoval County	County Jail
-	-	X	X	X	X	X	X	-	-	San Juan County	County Detention Center
X	X	X	X	X	X	-	-	-	-	Santa Fe County	County Detention Center
-	-	X	X	X	X	-	-	X	X	Sierra County	County Jail
-	-	X	X	X	X	X	X	X	X	Socorro County	County Jail
-	-	X	X	-	-	-	-	-	-	Taos County	County Jail
X	X	X	X	X	X	X	X	X	X	Torrance County	County Jail
-	-	X	X	-	-	X	-	-	-	Union County	Clayton City Jail
X	X	X	X	X	X	X	X	X	X	Valencia County	County Jail
-	-	X	X	-	-	-	-	-	-	Cibola County	Grants City Jail
1	1	37	29	6	4	21	16	2	1	Oregon	
-	-	X	X	-	-	X	X	-	-	Benton County	County Jail
-	-	X	X	-	-	-	-	-	-	Clackamas County	County Jail
-	-	X	X	-	-	-	-	-	-	Clatsop County	Co. Detention Facility
-	-	X	X	-	-	-	-	-	-	Columbia County	Seaside City Jail
-	-	X	X	-	-	X	X	-	-	Coos County	County Jail
-	-	X	X	-	-	-	-	-	-	Crook County	Prineville City Jail
-	-	X	X	-	-	-	-	-	-	Curry County	County Jail
-	-	X	X	-	-	-	-	-	-	Deschutes County	County Jail
-	-	X	X	-	-	X	X	-	-	Douglas County	County Jail
-	-	X	X	-	-	-	-	-	-	Grant County	Reedsport City Jail
-	-	X	X	-	-	X	X	-	-	Harney County	Roseburg City Jail
-	-	X	X	-	-	X	X	-	-	Hood River County	County Jail
-	-	X	X	X	X	X	X	-	-	Jackson County	County Jail
-	-	X	X	-	-	X	X	-	-	Jefferson County	Co. Work Release Center
-	-	X	X	-	-	-	-	-	-	Josephine County	County Jail
-	-	X	X	-	-	-	-	-	-	Klamath County	County Corr. Facility
-	-	X	X	-	-	-	-	-	-	Lake County	County Jail
-	-	X	X	-	-	X	X	-	-	Lane County	County Jail
-	-	X	X	-	-	X	X	-	-	Lincoln County	Oakridge City Jail
-	-	X	X	-	-	-	-	-	-	Linn County	County Jail
-	-	X	X	X	X	-	-	-	-	Malheur County	Albany City Jail
-	-	X	X	X	X	X	X	X	X	Marion County	County Jail
-	-	X	X	-	-	X	X	-	-	Multnomah County	Co. Restitution Center
-	-	X	X	-	-	X	X	-	-	Polk County	County Corr. Institution
-	-	X	X	-	-	X	X	-	-	Umatilla County	Rocky Butte Jail
-	-	X	X	-	-	X	X	-	-	Union County	Claire Argow Womens Ctr.
X	X	X	X	X	X	X	X	X	X	Wasco County	County Jail
-	-	X	X	-	-	X	X	-	-	Washington County	County Jail
-	-	X	X	X	X	X	X	-	-	Yamhill County	County Jail
1	1	24	21	-	-	9	9	-	-	Utah	
-	-	X	X	-	-	-	-	-	-	Beaver County	County Jail
-	-	X	X	-	-	X	X	-	-	Box Elder County	County Jail
-	-	X	X	-	-	X	X	-	-	Cache County	County Jail
-	-	X	X	-	-	X	X	-	-	Carbon County	County Jail
-	-	X	X	-	-	-	-	-	-	Davis County	County Jail
-	-	X	X	-	-	-	-	-	-	Duchesne County	County Jail
-	-	X	X	-	-	X	X	-	-	Emery County	County Jail
-	-	X	X	-	-	X	X	-	-	Garfield County	County Jail
-	-	X	X	-	-	X	X	-	-	Grand County	County Jail
-	-	X	X	-	-	-	-	-	-	Iron County	County Jail
X	X	X	X	-	-	X	X	-	-	Juab County	County Jail
-	-	X	X	-	-	X	X	-	-	Kane County	County Jail
-	-	X	X	-	-	X	X	-	-	Rich County	County Jail
-	-	X	X	-	-	X	X	-	-	Salt Lake County	County Jail
-	-	X	X	-	-	-	-	-	-	San Juan County	County Jail

Detention authority for—Con.											Name of county	Name of jail
Persons facing Federal criminal charges—Con.		Persons convicted of misdemeanors				Persons convicted of felony charges						
Juvenile male	Juvenile female	Adult male	Adult female	Juvenile male	Juvenile female	Adult male	Adult female	Juvenile male	Juvenile female			
-	-	X	-	-	-	-	-	-	-	-	Utah—Con.	
-	-	X	X	-	-	X	X	-	-	-	Sanpete County	County Jail
-	-	X	X	-	-	-	-	-	-	-	Sevier County	County Jail
-	-	X	X	-	-	-	-	-	-	-	Summit County	County Jail
-	-	X	X	-	-	X	X	-	-	-	Tooele County	County Jail
-	-	X	X	-	-	-	-	-	-	-	Uintah County	County Jail
-	-	X	X	-	-	-	-	-	-	-	Utah County	County Jail
-	-	X	X	-	-	-	-	-	-	-	Wasatch County	County Jail
-	-	X	X	-	-	-	-	-	-	-	Washington County	County Jail
-	-	X	X	-	-	-	-	-	-	-	Weber County	County Jail
4	4	63	54	10	8	38	33	7	6	Washington		
-	-	X	X	-	-	X	X	-	-	-	Adams County	County Jail
-	-	X	X	-	-	X	X	-	-	-	Asotin County	Clarkston City Jail
-	-	X	X	-	-	X	X	-	-	-	Benton County	County Jail
-	-	X	X	-	-	X	X	-	-	-	Chelan County	Kennewick City Jail
-	-	X	X	-	-	X	X	-	-	-		Richland City Jail
-	-	X	X	-	-	X	X	-	-	-		County Jail
-	-	X	X	-	-	X	X	-	-	-		Chelan City Jail
-	-	X	X	-	-	X	X	-	-	-		Wenatchee City Jail
-	-	X	X	-	-	X	X	-	-	-		County Corr. Facility
-	-	X	X	-	-	X	X	-	-	-		Forks City Jail
-	-	X	X	-	-	X	X	-	-	-		County Jail
-	-	X	X	-	-	X	X	-	-	-	Clark County	Vancouver City Jail
-	-	X	X	-	-	X	X	-	-	-	Columbia County	County Jail
-	-	X	X	X	X	X	X	X	X	X	Cowlitz County	County Jail
-	-	X	X	X	X	X	X	X	X	X	Ferry County	County Jail
-	-	X	X	X	X	X	X	X	X	X	Franklin County	County Jail
-	-	X	X	X	X	X	X	X	X	X	Grant County	County Jail
-	-	X	X	X	X	X	X	X	X	X	Grays Harbor County	County Jail
-	-	X	X	X	X	X	X	X	X	X		Aberdeen City Jail
-	-	X	X	X	X	X	X	X	X	X		Hoquiam City Jail
X	X	X	X	X	X	X	X	X	X	X	Island County	County Jail
-	-	X	X	X	X	X	X	X	X	X		Oak Harbor City Jail
-	-	X	X	X	X	X	X	X	X	X	Jefferson County	County Jail
-	-	X	X	X	X	X	X	X	X	X	King County	Main Jail
-	-	X	X	X	X	X	X	X	X	X		No. Rehabilitation Fac.
-	-	X	X	X	X	X	X	X	X	X		Auburn City Jail
-	-	X	X	X	X	X	X	X	X	X		Enumclaw City Jail
-	-	X	X	X	X	X	X	X	X	X		Issaquah City Jail
-	-	X	X	X	X	X	X	X	X	X		Kent City Jail
-	-	X	X	X	X	X	X	X	X	X		Kirkland City Jail
-	-	X	X	X	X	X	X	X	X	X		Renton City Jail
-	-	X	X	X	X	X	X	X	X	X		County Jail
-	-	X	X	X	X	X	X	X	X	X	Kitsap County	Bremerton City Jail
-	-	X	X	X	X	X	X	X	X	X		County Jail
-	-	X	X	X	X	X	X	X	X	X	Kittitas County	County Jail
-	-	X	X	X	X	X	X	X	X	X	Klickitat County	County Jail
-	-	X	X	X	X	X	X	X	X	X	Lewis County	County Jail
-	-	X	X	X	X	X	X	X	X	X	Lincoln County	County Jail
-	-	X	X	X	X	X	X	X	X	X	Mason County	County Jail
-	-	X	X	X	X	X	X	X	X	X	Okanogan County	County Jail
-	-	X	X	X	X	X	X	X	X	X		Oroville City Jail
-	-	X	X	X	X	X	X	X	X	X	Pacific County	County Jail
X	X	X	X	X	X	X	X	X	X	X	Pend Oreille County	County Jail
X	X	X	X	X	X	X	X	X	X	X	Pierce County	County Jail
-	-	X	X	X	X	X	X	X	X	X		Buckley City Jail
-	-	X	X	X	X	X	X	X	X	X		Puyallup City Jail
-	-	X	X	X	X	X	X	X	X	X		Sumner City Jail
-	-	X	X	X	X	X	X	X	X	X	Skagit County	County Jail
-	-	X	X	X	X	X	X	X	X	X		Anacortes City Jail
-	-	X	X	X	X	X	X	X	X	X		Mount Vernon City Jail
X	X	X	X	X	X	X	X	X	X	X	Skamania County	County Jail
-	-	X	X	X	X	X	X	X	X	X	Snohomish County	County Jail
-	-	X	X	X	X	X	X	X	X	X		Lynnwood City Jail
-	-	X	X	X	X	X	X	X	X	X	Spokane County	Geiger Comm. Corr. Cente
-	-	X	X	X	X	X	X	X	X	X		County Jail
-	-	X	X	X	X	X	X	X	X	X		County Jail
-	-	X	X	X	X	X	X	X	X	X		County Jail
-	-	X	X	X	X	X	X	X	X	X	Stevens County	County Jail
-	-	X	X	X	X	X	X	X	X	X	Thurston County	County Jail
-	-	X	X	X	X	X	X	X	X	X		Olympia City Jail
-	-	X	X	X	X	X	X	X	X	X	Wahkiakum County	County Jail
-	-	X	X	X	X	X	X	X	X	X	Walla Walla County	County Jail
-	-	X	X	X	X	X	X	X	X	X		Walla Walla City Jail
-	-	X	X	X	X	X	X	X	X	X	Whatcom County	County Jail
-	-	X	X	X	X	X	X	X	X	X	Whitman County	County Jail
-	-	X	X	X	X	X	X	X	X	X	Yakima County	County Jail
-	-	X	X	X	X	X	X	X	X	X		Toppenish City Jail
-	-	X	X	X	X	X	X	X	X	X		Wapato City Jail
15	15	26	26	23	23	14	13	13	13	Wyoming		
X	X	X	X	X	X	X	X	X	X	X	Albany County	County Jail
X	X	X	X	X	X	X	X	X	X	X	Big Horn County	County Jail
-	-	X	X	X	X	X	X	X	X	X	Campbell County	County Jail
X	X	X	X	X	X	X	X	X	X	X	Carbon County	County Jail
X	X	X	X	X	X	X	X	X	X	X	Converse County	County Jail
X	X	X	X	X	X	X	X	X	X	X	Crook County	County Jail
-	-	X	X	X	X	X	X	X	X	X	Fremont County	County Jail
-	-	X	X	X	X	X	X	X	X	X		Riverton City Jail
-	-	X	X	X	X	X	X	X	X	X	Goshen County	County Jail
X	X	X	X	X	X	X	X	X	X	X	Hot Springs County	Co. Detention Center
X	X	X	X	X	X	X	X	X	X	X	Johnson County	County Jail
X	X	X	X	X	X	X	X	X	X	X	Laramie County	County Jail
-	-	X	X	X	X	X	X	X	X	X		Cheyenne City Jail
-	-	X	X	X	X	X	X	X	X	X	Lincoln County	County Jail
X	X	X	X	X	X	X	X	X	X	X	Natrona County	County Jail
X	X	X	X	X	X	X	X	X	X	X	Niobrara County	County Jail
X	X	X	X	X	X	X	X	X	X	X	Park County	County Jail
X	X	X	X	X	X	X	X	X	X	X		Powell City Jail

Table 7. Jails by detention authority and sex of adult/juvenile inmates housed—Con.

[X indicates YES or NO. State total is sum of X's]

Name of county	Name of jail	Detention authority for—									
		Temporary housing or lock-up				Persons facing local or State criminal charges				Persons facing Federal criminal charges	
		Adult male	Adult female	Juvenile male	Juvenile female	Adult male	Adult female	Juvenile male	Juvenile female	Adult male	Adult female
Wyoming—Con.											
Platte County	County Jail.....	-	-	-	-	X	X	X	X	-	-
Sheridan County	County Jail.....	-	-	-	-	X	X	X	X	X	X
Sublette County	County Jail.....	-	-	-	-	X	X	X	X	X	X
Sweetwater County	County Jail.....	X	X	X	X	X	X	X	X	X	X
Teton County	County Jail.....	-	-	-	-	X	X	X	X	X	X
Uinta County	County Jail.....	X	X	X	X	X	X	X	X	-	-
Washakie County	Worland City Jail.....	-	-	-	-	X	X	X	X	X	X
Weston County	County Jail.....	-	-	-	-	X	X	X	X	-	-

- Represents zero or rounds to zero.

Detention authority for—Con.										Name of county	Name of jail	
Persons facing Federal criminal charges—Con.		Persons convicted of misdemeanors				Persons convicted of felony charges						
Juvenile male	Juvenile female	Adult male	Adult female	Juvenile male	Juvenile female	Adult male	Adult female	Juvenile male	Juvenile female			
-	-	X	X	X	X	X	X	X	X	X	Wyoming—Con.	
X	X	X	X	X	X	X	X	X	X	X	Platte County	County Jail
X	X	X	X	X	X	X	X	X	X	X	Sheridan County	County Jail
X	X	X	X	X	X	X	X	X	X	X	Sublette County	County Jail
X	X	X	X	X	X	-	-	-	-	-	Sweetwater County	County Jail
X	X	X	X	X	X	-	-	-	-	-	Teton County	County Jail
-	-	X	X	X	X	X	X	X	X	X	Uinta County	County Jail
X	X	X	X	X	X	X	X	X	X	X	Washakie County	Worland City Jail
-	-	X	X	-	-	-	-	-	-	-	Weston County	County Jail

Confinement unit use—Con.												Name of county	Name of jail	
Sick or Injured			Public Inebriates			Mentally ill			Other					
Number of units	Number of beds	Number of inmates	Number of units	Number of beds	Number of inmates	Number of units	Number of beds	Number of inmates	Number of units	Number of beds	Number of inmates			
-	-	-	2	-	-	-	-	-	-	-	-	-	Alaska	
-	-	-	1	-	-	-	-	-	-	-	-	-	Kenai Peninsula Borough	Seward City Jail
-	-	-	-	-	-	-	-	-	-	-	-	-	Kobuk Census Area	Kotzebue City Jail
-	-	-	1	-	-	-	-	-	-	-	-	-	Kodiak Island Borough	Kodiak City Jail
-	-	-	-	-	-	-	-	-	-	-	-	-	Sitka city and Borough	Sitka City Jail
-	-	-	-	-	-	-	-	-	-	-	-	-	Valdez-Cordova Area	Cordova City Jail
13	32	20	12	31	13	72	99	65	10	16	25	Arizona		
-	-	-	-	-	-	-	-	-	-	-	-	-	Apache County	County Jail
-	-	-	-	-	-	-	-	-	-	-	-	-	Cochise County	County Jail
1	1	-	-	-	-	1	8	-	-	-	-	-	Douglas County	Douglas City Jail
-	-	-	-	-	-	-	-	-	-	-	-	-	Cocconino County	County Jail
-	-	-	-	-	-	1	1	-	-	-	-	-	Gila County	County Jail
-	-	-	1	-	-	-	-	-	-	-	-	-	Miami City Jail	Miami City Jail
1	1	-	-	-	-	-	-	-	-	-	-	-	Graham County	County Jail
-	-	-	-	-	-	-	-	-	-	-	-	-	Greenlee County	County Jail
-	-	-	-	-	-	-	-	-	-	-	-	-	Maricopa County	Co. Jail-Max. Security
-	-	-	7	14	6	49	65	44	-	-	-	-	Co. Jail-Med. Security	Co. Jail-Max. Security
-	-	-	-	-	-	-	-	-	-	-	-	-	County Jail	County Towers Jail
8	24	16	1	7	1	-	-	-	-	-	-	-	Medical Detention Center	Peoria City Jail
-	-	-	1	-	-	-	-	-	-	-	-	-	Tolleson City Jail	Tolleson City Jail
-	-	-	1	-	-	-	-	-	-	-	-	-	Mohave County	County Jail
1	1	1	-	-	-	-	-	-	8	16	16	Navajo County	County Honor Farm	
1	1	-	-	-	-	-	-	-	-	-	-	-	County Jail	Winslow City Jail
1	4	3	-	-	-	21	24	21	-	-	-	-	Pima County	County Detention Center
-	-	-	-	-	-	-	-	-	-	-	-	-	County Jail Annex	County Jail Substation
-	-	-	-	-	-	-	-	-	-	-	-	-	South Tucson Town Jail	South Tucson Town Jail
-	-	-	-	-	-	-	-	-	-	-	-	-	Pinal County	County Jail
-	-	-	1	-	-	-	-	-	-	-	-	-	Coolidge City Jail	Coolidge City Jail
-	-	-	-	-	-	-	-	-	-	-	-	-	Eloy City Jail	Eloy City Jail
-	-	-	-	-	-	-	-	-	-	-	-	-	Santa Cruz County	County Jail
-	-	-	-	-	-	-	-	-	-	-	-	-	Yavapai County	County Jail
-	-	-	1	10	6	-	-	-	-	-	-	-	Yuma County	County Jail
-	-	-	-	-	-	-	-	-	-	-	-	-	La Paz County	County Jail
216	1,020	913	106	47	155	97	117	109	321	2,437	2,326	California		
1	32	30	-	-	-	-	-	-	-	-	-	-	Alameda County	Co. Jail-Santa Rita
-	-	-	-	-	-	-	-	-	24	189	173	County Jail	County Jail	
-	-	-	-	-	-	-	-	-	9	20	18	Co. Male Work Furlough	Co. Female Work Furlough	
1	14	15	1	9	13	-	-	-	-	-	-	-	Oakland City Jail	Oakland City Jail
-	-	-	2	-	3	-	-	-	21	24	28	Amador County	County Jail	
-	-	-	1	-	-	1	1	-	-	-	-	-	Butte County	County Jail
-	-	-	-	-	-	3	-	-	-	-	-	-	Calaveras County	County Jail
-	-	-	-	-	-	-	-	-	-	-	-	-	Colusa County	County Jail
15	15	15	-	-	-	15	15	11	15	85	86	Contra Costa County	Sheriff's Rehab. Center	
1	2	1	2	-	-	-	-	-	25	25	25	Work Furlough Center	Co. Detention Facility	
-	-	-	1	-	-	-	-	-	-	-	-	-	Co. Jail-Men's Dormitory	County Jail
1	18	18	4	-	30	-	-	-	35	70	73	Del Norte County	County Jail	
5	5	-	-	-	-	-	-	-	1	80	75	El Dorado County	County Jail	
1	5	2	2	-	-	-	-	-	-	-	-	-	County Jail	County Jail
2	2	1	-	-	-	-	-	-	-	-	-	-	Fresno County	County Jail
-	-	-	1	-	-	-	-	-	-	-	-	-	Industrial Farm	Industrial Farm
1	5	2	2	-	-	-	-	-	-	-	-	-	Glenn County	County Jail
2	2	1	-	-	-	-	-	-	-	-	-	-	Humboldt County	County Jail
-	-	-	-	-	-	-	-	-	-	-	-	-	Imperial County	County Jail
-	-	-	1	-	-	-	-	-	-	-	-	-	Minimum Security Jail	Brawley City Jail
2	8	5	2	-	30	-	-	-	-	-	-	-	County Jail	County Jail
7	7	6	-	-	-	-	-	-	-	-	-	-	Inyo County	County Jail
1	4	11	2	-	11	1	1	1	-	-	-	-	Kern County	County Jail
-	-	-	3	-	-	-	-	-	-	-	-	-	Lerdo Min. Sec. Facility	Lerdo Max. Mad. Facility
-	-	-	1	1	-	-	-	-	-	-	-	-	County Jail	County Jail
-	-	-	-	-	-	-	-	-	-	-	-	-	County Jail	County Jail
-	-	-	-	-	-	-	-	-	-	-	-	-	County Jail	County Jail
23	460	395	-	-	-	-	-	-	15	930	923	Kings County	County Jail	
19	39	39	3	-	-	-	-	-	-	-	-	-	Lake County	County Jail
2	18	3	-	-	-	1	4	4	1	-	-	-	Lassen County	County Jail
-	-	-	-	-	-	-	-	-	-	-	-	-	Los Angeles County	County Jail
-	-	-	2	-	-	-	-	-	-	-	-	-	Biscailuz Center	Hall of Justice Jail
-	-	-	2	-	-	-	-	-	-	-	-	-	Honor Rancho-Min. Sec.	Men's Central Jail
-	-	-	4	-	-	-	-	-	-	-	-	-	Honor Rancho-Max. Sec.	Honor Rancho-Min. Sec.
-	-	-	1	-	-	-	-	-	-	-	-	-	Sybil Brand Institute	Sybil Brand Institute
-	-	-	2	-	-	-	-	-	-	-	-	-	Honor Rancho-Max. Sec.	Honor Rancho-Max. Sec.
-	-	-	2	-	-	-	-	-	-	-	-	-	Burbank City Jail	Burbank City Jail
-	-	-	4	-	-	-	-	-	-	-	-	-	Glendale City Jail	Glendale City Jail
-	-	-	1	-	-	-	-	-	-	-	-	-	Long Beach City Jail	Long Beach City Jail
-	-	-	-	-	-	-	-	-	-	-	-	-	Pasadena City Jail	Pasadena City Jail
2	4	2	2	8	6	1	1	7	-	24	37	Torrance City Jail	County Jail	
-	-	-	-	-	-	-	-	-	-	-	-	-	County Jail	County Jail
-	-	-	-	-	-	-	-	-	-	-	-	-	Marin County	County Jail
-	-	-	-	-	-	-	-	-	-	-	-	-	Mariposa County	County Jail
-	-	-	-	-	-	-	-	-	-	-	-	-	Mendocino County	Low Gap Detention Ctr.
-	-	-	-	-	-	-	-	-	-	-	-	-	Maximum Security Jail	Branch Jail
-	-	-	1	-	-	-	-	-	-	-	-	-	County Jail	County Jail
-	-	-	-	-	-	-	-	-	-	-	-	-	Los Banos City Jail	Los Banos City Jail
-	-	-	1	-	-	-	-	-	-	-	-	-	Modoc County	County Detention Center
-	-	-	-	-	-	-	-	-	-	-	-	-	Mono County	County Jail
-	-	-	-	-	-	-	-	-	2	60	57	Monterey County	County Jail	
-	-	-	-	-	-	-	-	-	1	56	68	County Jail	County Jail	
1	2	2	-	-	-	-	-	-	5	39	31	County Rehab. Center	County Rehab. Center	
-	-	-	-	-	-	-	-	-	-	-	-	-	Dept Of Corrections	Dept Of Corrections
-	-	-	-	-	-	-	-	-	-	-	-	-	Napa County	County Jail
-	-	-	-	-	-	-	-	-	-	-	-	-	Nevada County	County Jail

Confinement unit use--Con.												Name of county	Name of jail
Sick or injured			Public inebriates			Mentally ill			Other				
Number of units	Number of beds	Number of inmates	Number of units	Number of beds	Number of inmates	Number of units	Number of beds	Number of inmates	Number of units	Number of beds	Number of inmates		
27	73	89	4	-	-	-	-	-	-	-	-	California--Con.	
-	-	-	-	-	-	-	-	-	1	100	100	Orange County	County Jail
-	-	-	1	-	-	-	-	-	-	-	-		Theo Lacy Facility
-	-	-	1	-	-	2	-	-	-	-	-		J. A. Musick Facility
-	-	-	1	-	1	-	-	-	1	6	4		Anaheim City Jail
-	-	-	1	-	-	-	-	-	-	-	-		Costa Mesa City Jail
-	-	-	1	-	-	-	-	-	-	-	-		Newport Beach City Jail
-	-	-	-	-	-	-	-	-	-	-	-		San Clemente City Jail
-	-	-	-	-	-	-	-	-	3	12	16	Placer County	County Jail
-	-	-	-	-	-	-	-	-	-	-	-		Minimum Security Jail
1	3	9	-	-	-	-	-	-	-	-	-	Plumas County	County Jail
1	20	28	2	-	-	1	1	3	-	-	-	Riverside County	Banning Rehab. Center
-	-	-	2	-	-	-	-	-	-	-	-		County Jail
-	-	-	1	-	1	-	-	-	-	-	-		County Jail
-	-	-	1	-	-	-	-	-	-	-	-		Hemet City Jail
20	27	28	1	1	4	-	-	-	-	-	-	Sacramento County	Perris City Jail
7	41	22	-	-	-	5	5	1	6	6	5		County Main Jail
-	-	-	1	-	1	-	-	-	-	-	-		Rio Consumnes Corr. Ctr.
-	-	-	-	-	-	-	-	-	-	-	-		Co. Work Furlough Center
7	22	16	-	-	-	10	10	5	-	-	-	San Benito County	County Jail
2	5	5	-	-	-	6	4	1	-	-	-	San Bernardino County	County Jail
-	-	-	-	-	-	-	-	-	68	96	112	San Diego County	Glen Helen Rehab. Center
-	-	-	-	-	-	-	-	-	-	-	-		Co. Work Furlough Center
-	-	-	-	-	-	-	-	-	-	-	-		Barrett Honor Camp
-	-	-	-	-	-	-	-	-	-	-	-		Descanso Detention Fac.
-	-	-	-	-	-	-	-	-	-	-	-		Camp Morena
-	-	-	-	-	-	-	-	-	-	-	-		LaCima Conv. Honor Camp
-	-	-	-	-	-	-	-	-	-	-	-		San Jose Honor Camp
2	19	11	-	-	-	-	1	24	19	-	-		West Folk Honor Camp
1	6	-	2	-	-	-	-	-	-	-	-		County Jail
2	10	7	1	-	1	7	7	10	-	-	-		Las Colinas Det. Fac.
2	2	-	-	-	-	-	-	-	-	-	-		Vista Detention Facility
1	3	1	-	-	-	-	-	-	-	-	-	San Francisco City/Co.	South Bay Detention Fac.
2	2	2	3	-	-	-	-	-	-	-	-		San Francisco Jail No. 1
-	-	-	-	-	-	-	-	-	-	-	-		San Francisco Jail No. 3
12	24	18	-	-	-	-	-	-	-	2	62	57	San Francisco Jail No. 2
4	16	23	1	-	9	3	-	2	-	-	-		San Francisco Jail No. 4
-	-	-	2	1	8	-	-	-	-	-	-	San Joaquin County	Jail Hospital-Ward 7D
-	-	-	1	4	25	2	-	-	-	-	-		County Men's Jail
-	-	-	2	2	8	2	-	-	-	-	-		County Female Jail
6	21	32	2	2	16	1	2	1	-	-	-	San Luis Obispo County	Honor Farm
-	-	-	-	-	-	-	-	-	-	-	-	San Mateo County	County Jail
-	-	-	-	-	-	-	-	-	-	-	-		County Main Jail
-	-	-	-	-	-	-	-	-	-	-	-		Sheriff's Honor Camp
-	-	-	-	-	-	-	-	-	-	-	-		Co. Work Furlough Fac.
-	-	-	-	-	-	-	-	-	-	-	-		Women's Corr. Facility
-	-	-	-	-	-	-	-	-	-	-	-		Medium Security Facility
-	-	-	-	-	-	-	-	-	-	-	-		Co. Detention Facility
2	15	25	7	-	4	12	12	20	-	20	16	Santa Barbara County	Honor Farm
-	-	-	-	-	-	-	-	-	-	-	-		County Main Jail
2	8	4	1	-	-	2	2	2	-	-	-	Santa Clara County	Lompoc City Jail
2	20	15	-	-	-	-	-	-	1	120	109		County Main Jail
-	-	-	-	-	-	-	-	-	-	-	-		Elmwood Jail
-	-	-	-	-	-	-	-	-	-	-	-		North Co. Detention Fac.
-	-	-	-	-	-	-	-	-	-	-	-		Womens Detention Facility
-	-	-	-	-	-	-	-	-	-	-	-		Co. Jail-Min. Security
-	-	-	-	-	-	-	-	-	-	-	-		Elmwood Jail-Mod. Fac.
-	-	-	-	-	-	-	-	-	13	28	24		Womens Residential Ctr.
-	-	-	-	-	-	-	-	-	20	84	80		Park Alameda Work Furl.
-	-	-	-	-	-	-	-	-	-	-	-		Elmwood Jail-Medium Sec.
-	-	-	-	-	-	-	-	-	-	-	-	Santa Cruz County	County Jail
-	-	-	-	-	-	-	-	-	-	-	-		Rehabilitation Facility
-	-	-	-	-	-	-	-	-	-	-	-		County Water St. Jail
-	-	-	4	-	-	-	-	-	-	-	-	Shasta County	County Jail
-	-	-	2	-	3	-	-	-	-	-	-		Crystal Creek Center
-	-	-	1	-	2	-	-	-	-	-	-	Siskiyou County	Co. Detention Annex
-	-	-	-	-	-	-	-	-	-	-	-		County Jail
2	7	7	1	-	-	-	-	-	-	-	-	Sonoma County	County Jail
6	6	6	3	-	2	2	-	-	-	-	-	Stanislaus County	Co. Detention Facility
-	-	-	1	1	1	-	-	-	-	-	-		Minimum Security Jail
1	3	2	3	-	-	-	-	-	6	24	19	Sutter County	County Jail
-	-	-	1	-	-	-	-	-	-	-	-		County Women's Facility
-	-	-	1	-	-	-	-	-	-	-	-	Tehama County	County Jail
1	2	2	1	-	1	-	-	-	-	-	-	Trinity County	County Jail
1	12	1	3	-	1	-	-	-	-	-	-	Tulare County	County Jail
-	-	-	1	-	-	-	-	-	-	-	-		Co. Correctional Center
18	18	15	-	-	-	-	-	-	43	237	158	Tuolumne County	County Jail
-	-	-	-	-	-	-	-	-	-	-	-	Ventura County	Co. Work Furlough Prog.
-	-	-	-	-	-	-	-	-	-	-	-		County Jail
-	-	-	2	-	4	-	-	-	-	-	-		Honor Farm
-	-	-	1	-	2	-	-	-	-	-	-	Yolo County	Port Hueneme City Jail
-	-	-	-	-	-	-	-	-	1	10	10	Yuba County	County Jail
34	44	51	25	8	9	4	2	-	114	429	310	Colorado	County Prison Farm
2	-	-	-	-	-	-	-	-	-	-	-	Adams County	County Jail
-	-	-	-	-	-	-	-	-	2	34	7		Work Release Annex
7	7	10	6	-	6	-	-	-	2	4	2	Alamosa County	County Jail
-	-	-	-	-	-	-	-	-	2	30	17	Arapahoe County	County Jail
-	-	-	-	-	-	-	-	-	-	-	-		County Jail
-	-	-	2	-	-	-	-	-	1	1	1	Archuleta County	Aurora City Jail
-	-	-	-	-	-	-	-	-	-	-	-		County Jail
-	-	-	-	-	-	-	-	-	-	-	-	Baca County	County Jail
-	-	-	-	-	-	-	-	-	-	-	-	Bent County	County Jail
-	-	-	-	-	-	-	-	-	10	10	-	Boulder County	County Jail
-	-	-	-	-	-	-	-	-	-	-	-	Chaffee County	County Jail

Table 8. Number of confinement units, beds, and inmates by confinement unit use—Con.

Name of county	Name of jail	Confinement unit use										
		General housing			Protective custody			Administrative segregation			Disciplinary action	
		Number of units	Number of beds	Number of inmates	Number of units	Number of beds	Number of inmates	Number of units	Number of beds	Number of inmates	Number of units	Number of beds
Colorado—Con.												
Cheyenne County	County Jail.....	4	12	3	-	-	-	-	-	-	-	-
Clear Creek County	County Jail.....	30	30	30	-	-	-	-	-	-	-	-
Conejos County	County Jail.....	5	10	5	-	-	-	-	-	-	-	-
Costilla County	County Jail.....	5	5	3	-	-	-	-	-	-	-	-
Delta County	County Jail.....	12	28	17	-	-	-	-	-	-	-	-
Denver City and County	County Jail.....	233	1,130	733	-	-	-	6	12	11	-	-
Douglas County	County Jail.....	14	28	17	-	-	-	-	-	-	-	-
Eagle County	County Corr. Facility.....	6	6	7	-	-	-	-	-	-	-	-
Elbert County	County Jail.....	9	24	2	-	-	-	-	-	-	-	-
El Paso County	County Jail.....	64	272	202	2	4	4	10	32	23	-	-
	Community Corrections.....	-	-	-	-	-	-	-	-	-	-	-
Fremont County	County Jail.....	20	40	19	1	1	1	-	-	-	-	-
Garfield County	County Jail.....	8	39	24	-	-	-	-	-	-	-	-
Gilpin County	County Jail.....	5	10	1	-	-	-	-	-	-	-	-
Grand County	County Jail.....	17	31	13	-	-	-	1	1	-	-	-
Gunnison County	County Jail.....	11	15	1	-	-	-	3	3	3	-	-
Huerfano County	County Jail.....	4	9	6	-	-	-	-	-	-	-	-
Jackson County	County Jail.....	2	4	4	-	-	-	-	-	-	-	-
Jefferson County	County Jail.....	35	115	120	-	-	-	2	-	2	-	-
	Work Ed. Release Program.....	19	76	9	-	-	-	-	-	-	-	-
Kit Carson County	County Jail.....	1	5	5	-	-	-	-	-	-	-	-
Lake County	County Jail.....	8	24	8	-	-	-	-	-	-	-	-
La Plata County	County Jail.....	14	46	27	-	-	-	-	-	-	-	-
Larimer County	County Jail.....	154	154	81	-	-	-	-	-	-	-	-
Las Animas County	County Jail.....	35	56	15	-	-	-	-	-	-	-	-
Lincoln County	County Jail.....	6	12	8	-	-	-	-	-	-	-	-
Logan County	County Jail.....	14	66	16	-	-	-	-	-	-	-	-
Mesa County	County Jail.....	20	104	80	-	-	-	-	-	-	-	-
	County Work Release.....	-	-	-	-	-	-	-	-	-	-	-
Moffat County	County Jail.....	7	20	17	-	-	-	-	-	-	-	-
	Corr. Alt. Placement.....	4	18	18	-	-	-	-	-	-	-	-
Montezuma County	County Jail.....	19	45	22	-	-	-	-	-	-	-	-
Montrose County	County Jail.....	11	44	23	-	-	-	1	-	-	-	-
Morgan County	County Jail.....	16	16	14	-	-	-	-	-	-	-	-
Otero County	County Jail.....	7	36	10	-	-	-	-	-	-	-	-
Phillips County	County Jail.....	4	8	-	-	-	-	-	-	-	-	-
Pitkin County	County Jail.....	5	5	4	-	-	-	-	-	-	-	-
Prowers County	County Jail.....	8	16	4	-	-	-	-	-	-	-	-
Pueblo County	Detention and Corr. Fac.	160	160	130	-	-	-	-	-	-	-	-
	Detention Fac.-Annex 3.....	-	-	-	-	-	-	-	-	-	-	-
Rio Blanco County	County Jail.....	3	12	7	-	-	-	1	-	-	-	-
Rio Grande County	County Jail.....	11	16	10	-	-	-	-	-	-	-	-
Routt County	County Jail.....	5	16	8	-	-	-	-	-	-	-	-
Saguache County	County Jail.....	5	16	9	-	-	-	-	-	-	-	-
Sedgwick County	County Jail.....	2	5	-	-	-	-	-	-	-	-	-
Summit County	County Jail.....	5	14	12	-	-	-	1	-	2	-	-
Teller County	County Jail.....	14	14	15	-	-	-	-	-	-	-	-
Washington County	County Jail.....	3	6	6	-	-	-	-	-	-	-	-
Weid County	County Jail.....	51	113	96	-	-	-	-	-	-	-	-
Yuma County	County Jail.....	5	12	-	-	-	-	-	-	-	-	-
Idaho		355	1,387	581	5	4	-	9	9	4	1	1
Ada County	County Jail.....	60	176	103	2	-	-	1	1	-	-	-
Adams County	County Jail.....	4	12	2	-	-	-	-	-	-	-	-
Bannock County	County Jail.....	11	75	56	-	-	-	-	-	-	-	-
Bear Lake County	Montpelier City Jail.....	10	26	1	-	-	-	-	-	-	-	-
Benewah County	County Jail.....	4	26	10	-	-	-	-	-	-	-	-
Bingham County	County Jail.....	16	76	15	-	-	-	-	-	-	-	-
Blaine County	County Jail.....	11	34	4	-	-	-	-	-	-	-	-
Bonneville County	County Jail.....	26	93	48	-	-	-	-	-	-	-	-
Boundary County	County Jail.....	8	12	11	-	-	-	-	-	-	-	-
Canyon County	County Jail.....	7	134	67	-	-	-	1	-	-	-	-
	Nampa City Jail.....	9	33	4	-	-	-	-	-	-	-	-
Caribou County	County Jail.....	4	16	2	-	-	-	-	-	-	-	-
Cassia County	County Jail.....	13	30	16	1	-	-	4	4	2	-	-
Clark County	County Jail.....	4	8	-	-	-	-	-	-	-	-	-
Clearwater County	County Jail.....	4	26	6	-	-	-	-	-	-	-	-
Elmore County	County Jail.....	5	22	18	-	-	-	-	-	-	-	-
Franklin County	County Jail.....	3	12	2	-	-	-	-	-	-	-	-
Fremont County	County Jail.....	10	25	5	-	-	-	-	-	-	-	-
Gem County	County Jail.....	6	24	8	-	-	-	-	-	-	-	-
Gooding County	County Jail.....	9	32	9	-	-	-	-	-	-	-	-
Idaho County	County Jail.....	9	27	6	-	-	-	-	-	-	-	-
Jefferson County	County Jail.....	11	23	5	1	-	-	-	-	-	-	-
Jerome County	County Jail.....	9	39	10	-	-	-	-	-	-	-	-
Latah County	County Jail.....	5	40	5	1	4	-	-	-	1	1	-
Lemhi County	County Jail.....	4	8	1	-	-	-	-	-	-	-	-
Lewis County	County Jail.....	5	14	5	-	-	-	-	-	-	-	-
Madison County	County Jail.....	5	26	7	-	-	-	-	-	-	-	-
Minidoka County	County Jail.....	6	32	26	-	-	-	-	-	-	-	-
Nez Perce County	County Jail.....	15	57	40	-	-	-	-	-	-	-	-
Owyhee County	County Jail.....	4	8	1	-	-	-	-	-	-	-	-
Payette County	County Jail.....	10	27	15	-	-	-	-	-	-	-	-
Power County	County Jail.....	11	27	5	-	-	-	-	-	-	-	-
Shoshone County	County Jail.....	12	56	33	-	-	-	1	-	-	-	-
Twin Falls County	County Jail.....	6	64	26	-	-	-	2	4	2	-	-
Valley County	County Jail.....	13	15	5	-	-	-	-	-	-	-	-
Washington County	County Jail.....	6	32	4	-	-	-	-	-	-	-	-

See footnotes at end of table.

Confinement unit use--Con.												Name of county	Name of jail
Sick or Injured			Public Inebriates			Mentally Ill			Other				
Number of units	Number of beds	Number of inmates	Number of units	Number of beds	Number of inmates	Number of units	Number of beds	Number of inmates	Number of units	Number of beds	Number of inmates		
Colorado--Con.													
-	-	-	4	4	1	-	-	-	3	3	-	Cheyenne County	County Jail
-	-	-	-	-	-	-	-	-	-	-	3	Clear Creek County	County Jail
-	-	-	-	-	-	-	-	-	-	-	-	Conjatos County	County Jail
-	-	-	-	-	-	-	-	-	1	1	-	Cosilla County	County Jail
-	-	-	-	-	-	-	-	-	-	-	-	Delta County	County Jail
12	24	35	-	-	-	-	-	-	2	120	96	Denver City and County	County Jail
-	-	-	-	-	-	-	-	-	-	-	-	Douglas County	County Jail
-	-	-	-	-	-	-	-	-	-	-	-	Eagle County	County Corr. Facility
-	-	-	-	-	-	-	-	-	-	-	-	Elbert County	County Jail
-	-	-	1	-	-	-	-	-	-	-	-	El Paso County	County Jail
-	-	-	-	-	-	-	-	-	22	44	44	Community Corrections	Community Corrections
-	-	-	-	-	-	1	-	-	2	8	4	Fremont County	County Jail
-	-	-	-	-	-	-	-	-	-	-	-	Garfield County	County Jail
-	-	-	-	-	-	-	-	-	-	-	-	Gilpin County	County Jail
-	-	-	1	-	-	2	2	-	-	-	-	Grand County	County Jail
-	-	-	-	-	-	-	-	-	-	-	-	Gunnison County	County Jail
-	-	-	-	-	-	-	-	-	-	-	-	Huerfano County	County Jail
-	-	-	-	-	-	-	-	-	-	-	-	Jackson County	County Jail
-	-	-	-	-	-	1	-	-	-	-	-	Jefferson County	County Jail
-	-	-	-	-	-	-	-	-	24	72	48	Work Ed. Release Program	Work Ed. Release Program
-	-	-	-	-	-	-	-	-	2	2	-	Kit Carson County	County Jail
-	-	-	-	-	-	-	-	-	-	-	-	Lake County	County Jail
4	4	-	1	1	-	-	-	-	1	6	5	La Plata County	County Jail
-	-	-	1	-	-	-	-	-	-	-	-	Larimer County	County Jail
-	-	-	-	-	-	-	-	-	-	-	-	Las Animas County	County Jail
-	-	-	1	2	-	-	-	-	-	-	-	Lincoln County	County Jail
-	-	-	-	-	-	-	-	-	-	-	-	Logan County	County Jail
-	-	-	-	-	-	-	-	-	-	-	-	Mesa County	County Jail
-	-	-	-	-	-	-	-	-	20	40	39	County Work Release	County Work Release
-	-	-	-	-	-	-	-	-	-	-	-	Moffat County	County Jail
-	-	-	-	-	-	-	-	-	-	-	-	Corr. Alt. Placement	Corr. Alt. Placement
-	-	-	2	-	1	-	-	-	1	4	3	Montezuma County	County Jail
-	-	-	1	-	-	-	-	-	-	-	-	Montrose County	County Jail
-	-	-	-	-	-	-	-	-	3	3	1	Morgan County	County Jail
-	-	-	1	-	-	-	-	-	-	-	-	Otero County	County Jail
-	-	-	-	-	-	-	-	-	-	-	-	Phillips County	County Jail
-	-	-	-	-	-	-	-	-	-	-	-	Pitkin County	County Jail
3	3	-	-	-	-	-	-	-	-	-	-	Prowers County	County Jail
-	-	-	-	-	-	-	-	-	4	25	24	Detention and Corr. Fac.	Detention Fac.-Annex 3
-	-	-	-	-	-	-	-	-	-	-	-	Pueblo County	County Jail
-	-	-	1	1	1	-	-	-	-	-	-	Rio Blanco County	County Jail
-	-	-	-	-	-	-	-	-	-	-	-	Rio Grande County	County Jail
-	-	-	1	-	-	-	-	-	-	-	-	Routt County	County Jail
-	-	-	-	-	-	-	-	-	-	-	-	Saguache County	County Jail
-	-	-	-	-	-	-	-	-	-	-	-	Sedgwick County	County Jail
-	-	-	1	-	-	-	-	-	-	-	-	Summit County	County Jail
-	-	-	-	-	-	-	-	-	2	2	-	Teller County	County Jail
6	6	6	-	-	-	-	-	-	-	-	-	Washington County	County Jail
-	-	-	1	-	-	-	-	-	10	20	15	Weld County	County Jail
-	-	-	-	-	-	-	-	-	-	-	-	Yuma County	County Jail
1	1	-	8	-	-	1	3	-	6	57	20	Idaho	
-	-	-	-	-	-	-	-	-	2	32	7	Ada County	County Jail
-	-	-	-	-	-	-	-	-	-	-	-	Adams County	County Jail
-	-	-	-	-	-	-	-	-	-	-	-	Bannock County	County Jail
-	-	-	-	-	-	-	-	-	1	1	-	Bear Lake County	Montpelier City Jail
-	-	-	-	-	-	-	-	-	-	-	-	Benewah County	County Jail
-	-	-	-	-	-	-	-	-	-	-	-	Bingham County	County Jail
-	-	-	1	-	-	-	-	-	-	-	-	Blaine County	County Jail
-	-	-	-	-	-	-	-	-	-	-	-	Bonnevile County	County Jail
-	-	-	-	-	-	-	-	-	-	-	-	Boundary County	County Jail
-	-	-	1	-	-	-	-	-	-	-	-	Canyon County	County Jail
-	-	-	-	-	-	-	-	-	-	-	-	Nampa City Jail	Nampa City Jail
-	-	-	-	-	-	-	-	-	-	-	-	Caribou County	County Jail
-	-	-	-	-	-	-	-	-	-	-	-	Cassia County	County Jail
-	-	-	-	-	-	-	-	-	-	-	-	Clark County	County Jail
-	-	-	1	-	-	1	3	-	1	10	1	Clearwater County	County Jail
-	-	-	-	-	-	-	-	-	-	-	-	Elmore County	County Jail
-	-	-	-	-	-	-	-	-	-	-	-	Franklin County	County Jail
-	-	-	1	-	-	-	-	-	-	-	-	Fremont County	County Jail
-	-	-	-	-	-	-	-	-	-	-	-	Gem County	County Jail
-	-	-	-	-	-	-	-	-	-	-	-	Gooding County	County Jail
-	-	-	-	-	-	-	-	-	-	-	-	Idaho County	County Jail
-	-	-	-	-	-	-	-	-	-	-	-	Jefferson County	County Jail
-	-	-	-	-	-	-	-	-	-	-	-	Jerome County	County Jail
1	1	-	1	-	-	-	-	-	-	-	-	Latah County	County Jail
-	-	-	-	-	-	-	-	-	-	-	-	Lemhi County	County Jail
-	-	-	-	-	-	-	-	-	-	-	-	Lewis County	County Jail
-	-	-	-	-	-	-	-	-	-	-	-	Madison County	County Jail
-	-	-	1	-	-	-	-	-	-	-	-	Minidoka County	County Jail
-	-	-	-	-	-	-	-	-	-	-	-	Nez Perce County	County Jail
-	-	-	-	-	-	-	-	-	-	-	-	Owyhee County	County Jail
-	-	-	1	-	-	-	-	-	-	-	-	Payette County	County Jail
-	-	-	-	-	-	-	-	-	-	-	-	Power County	County Jail
-	-	-	-	-	-	-	-	-	1	6	4	Shoshone County	County Jail
-	-	-	-	-	-	-	-	-	1	8	8	Twin Falls County	County Jail
-	-	-	-	-	-	-	-	-	-	-	-	Valley County	County Jail
-	-	-	-	-	-	-	-	-	-	-	-	Washington County	County Jail

Confinement unit use—Con.												Name of county	Name of jail
Sick or injured			Public inebriates			Mentally ill			Other				
Number of units	Number of beds	Number of inmates	Number of units	Number of beds	Number of inmates	Number of units	Number of beds	Number of inmates	Number of units	Number of beds	Number of inmates		
1	-	-	12	1	-	1	-	-	2	12	2	Montana	
-	-	-	1	-	-	-	-	-	1	6	1	Beaverhead County	County Jail
-	-	-	-	-	-	-	-	-	-	-	-	Big Horn County	County Jail
-	-	-	-	-	-	-	-	-	-	-	-	Blaine County	County Jail
-	-	-	-	-	-	-	-	-	-	-	-	Harlem City Jail	
-	-	-	1	-	-	-	-	-	-	-	-	Broadwater County	County Jail
1	-	-	-	-	-	-	-	-	-	-	-	Carbon County	County Jail
-	-	-	-	-	-	-	-	-	-	-	-	Cascade County	County Jail
-	-	-	-	-	-	-	-	-	-	-	-	Great Falls City Jail	
-	-	-	1	-	-	-	-	-	-	-	-	Chouteau County	County Jail
-	-	-	-	-	-	-	-	-	-	-	-	Custer County	County Jail
-	-	-	-	-	-	-	-	-	-	-	-	Daniels County	County Jail
-	-	-	-	-	-	-	-	-	-	-	-	Dawson County	County Jail
-	-	-	-	-	-	-	-	-	-	-	-	Anaconda-Deer Lodge Co.	County Jail
-	-	-	-	-	-	-	-	-	-	-	-	Fallon County	County Jail
-	-	-	1	-	-	-	-	-	-	-	-	Fergus County	County Jail
-	-	-	-	-	-	-	-	-	-	-	-	Flathead County	County Jail
-	-	-	-	-	-	-	-	-	1	6	1	Gallatin County	County Jail
-	-	-	-	-	-	-	-	-	-	-	-	Glacier County	County Jail
-	-	-	-	-	-	-	-	-	-	-	-	Cut Bank City Jail	
-	-	-	-	-	-	-	-	-	-	-	-	Granite County	County Jail
-	-	-	-	-	-	-	-	-	-	-	-	Hill County	County Jail
-	-	-	-	-	-	-	-	-	-	-	-	Havre City Jail	
-	-	-	-	-	-	-	-	-	-	-	-	Jefferson County	County Jail
-	-	-	1	-	-	-	-	-	-	-	-	Lake County	County Jail
-	-	-	-	-	-	-	-	-	-	-	-	Lewis and Clark County	County Jail
-	-	-	-	-	-	-	-	-	-	-	-	Liberty County	County Jail
-	-	-	-	-	-	-	-	-	-	-	-	Lincoln County	County Jail
-	-	-	-	-	-	-	-	-	-	-	-	Madison County	County Jail
-	-	-	-	-	-	1	-	-	-	-	-	Mineral County	County Jail
-	-	-	-	-	-	-	-	-	-	-	-	Missoula County	County Jail
-	-	-	1	-	-	-	-	-	-	-	-	Musselshell County	County Jail
-	-	-	3	-	-	-	-	-	-	-	-	Park County	County Jail
-	-	-	-	-	-	-	-	-	-	-	-	Phillips County	County Jail
-	-	-	-	-	-	-	-	-	-	-	-	Pondera County	County Jail
-	-	-	-	-	-	-	-	-	-	-	-	Powder River County	County Jail
-	-	-	1	1	-	-	-	-	-	-	-	Powell County	County Jail
-	-	-	-	-	-	-	-	-	-	-	-	Prairie County	County Jail
-	-	-	-	-	-	-	-	-	-	-	-	Ravalli County	County Jail
-	-	-	-	-	-	-	-	-	-	-	-	Richland County	County Jail
-	-	-	-	-	-	-	-	-	-	-	-	Roosevelt County	County Jail
-	-	-	-	-	-	-	-	-	-	-	-	Rosebud County	County Jail
-	-	-	1	-	-	-	-	-	-	-	-	Sanders County	County Jail
-	-	-	-	-	-	-	-	-	-	-	-	Sheridan County	County Jail
-	-	-	-	-	-	-	-	-	-	-	-	Butte-Silver Bow County	County Jail
-	-	-	-	-	-	-	-	-	-	-	-	Stillwater County	County Jail
-	-	-	-	-	-	-	-	-	-	-	-	Teton County	County Jail
-	-	-	1	-	-	-	-	-	-	-	-	Toole County	County Jail
-	-	-	-	-	-	-	-	-	-	-	-	Valley County	County Jail
-	-	-	-	-	-	-	-	-	-	-	-	Wheatland County	County Jail
-	-	-	-	-	-	-	-	-	-	-	-	Yellowstone County	County Jail
6	29	26	13	-	5	7	7	5	5	14	5	Nevada	
-	-	-	-	-	-	-	-	-	-	-	-	Churchill County	County Jail
1	22	20	-	-	-	-	-	-	-	-	-	Fallon City Jail	
-	-	-	-	-	-	-	-	-	-	-	-	Clark County	County Jail
-	-	-	2	-	1	-	-	-	-	-	-	Las Vegas Misdemeanant	
-	-	-	2	-	-	1	3	3	-	-	-	Henderson City Jail	
2	4	2	2	-	-	-	-	-	-	-	-	No. Las Vegas City Jail	
1	-	1	1	-	3	1	-	-	-	-	-	Douglas County	County Jail
-	-	-	-	-	-	-	-	-	-	-	-	Elko County	County Jail
-	-	-	-	-	-	-	-	-	-	-	-	Esmeralda County	County Jail
-	-	-	-	-	-	-	-	-	-	-	-	Eureka County	County Jail
-	-	-	-	-	-	-	-	-	-	-	-	Humboldt County	County Jail
-	-	-	1	-	1	-	-	-	5	14	5	Lander County	Austin Jail
-	-	-	1	-	-	-	-	-	-	-	-	Lyon County	County Jail
-	-	-	1	-	-	1	-	-	-	-	-	Mineral County	Hawthorne Town Jail
-	-	-	-	-	-	-	-	-	-	-	-	Nye County	County Jail
-	-	-	1	-	-	-	-	-	-	-	-	Carson City city area	County Jail
-	-	-	-	-	-	-	-	-	-	-	-	Pershing County	County Jail
-	-	-	-	-	-	-	-	-	-	-	-	Washoe County	County Jail
1	3	3	1	-	-	2	4	1	-	-	-	County Detention Center	
1	-	-	1	-	-	2	-	1	-	-	-	Reno City Jail	
-	-	-	-	-	-	-	-	-	-	-	-	Sparks City Jail	
6	6	-	21	3	17	3	2	2	16	99	52	White Pine County	County Jail
-	-	-	-	-	-	-	-	-	-	-	-	New Mexico	
-	-	-	-	-	-	-	-	-	2	56	20	Bernalillo County	City-County Jail
-	-	-	-	-	-	-	-	-	-	-	-	City-Co. Satellite Jail	
-	-	-	2	-	-	-	-	-	-	-	-	Catron County	County Jail
-	-	-	1	-	-	-	-	-	-	-	-	Chaves County	County Jail
-	-	-	-	-	-	-	-	-	-	-	-	Colfax County	County Jail
-	-	-	1	-	3	-	-	-	-	-	-	Curry County	County Jail
-	-	-	-	-	-	-	-	-	-	-	-	Crowley City Jail	
6	6	-	-	-	-	-	-	-	4	16	16	De Baca County	County Jail
-	-	-	1	-	4	1	-	1	1	8	8	Dona Ana County	County Jail
-	-	-	-	-	-	-	-	-	-	-	-	Eddy County	County Jail
-	-	-	-	-	-	-	-	-	3	3	3	Artesia City Jail	
-	-	-	-	-	-	-	-	-	-	-	-	Grant County	County Jail
-	-	-	-	-	-	-	-	-	-	-	-	Guadalupe County	County Jail
-	-	-	2	-	7	-	-	-	-	-	-	Hidalgo County	County Jail
-	-	-	2	-	-	-	-	-	-	-	-	Lea County	County Jail
-	-	-	1	-	-	-	-	-	-	-	-	Hobbs City Jail	
-	-	-	-	-	-	-	-	-	-	-	-	Lincoln County	County Jail
-	-	-	1	1	-	1	1	-	-	-	-	Los Alamos County	County Jail

Table 8. Number of confinement units, beds, and inmates by confinement unit use—Con.

Name of county	Name of jail	Confinement unit use											
		General housing			Protective custody			Administrative segregation			Disciplinary action		
		Number of units	Number of beds	Number of inmates	Number of units	Number of beds	Number of inmates	Number of units	Number of beds	Number of inmates	Number of units	Number of beds	Number of inmates
New Mexico—Con.													
Luna County	County Jail	8	34	18	-	-	-	-	-	-	-	-	
McKinley County	Gallup City Jail	11	256	95	-	-	-	-	-	-	-	-	
Mora County	County Jail	5	12	7	-	-	-	-	-	-	-	-	
Otero County	County Jail	22	64	26	-	-	-	-	-	-	-	-	
Quay County	County Detention Center	5	22	17	-	-	-	-	-	-	-	-	
Rio Arriba County	County Jail	5	18	5	-	-	-	-	-	-	-	-	
Roosevelt County	County Jail	7	15	19	1	1	-	-	-	-	-	-	
Sandoval County	County Jail	15	35	22	-	-	-	-	-	-	-	-	
San Juan County	County Detention Center	96	140	118	-	-	-	4	4	-	-	-	
Santa Fe County	County Detention Center	25	37	21	-	-	-	10	10	9	-	-	
Sierra County	County Jail	12	29	16	-	-	-	-	-	-	1	1	
Socorro County	County Jail	11	40	13	-	-	-	-	-	-	-	-	
Taos County	County Jail	6	20	8	2	4	-	-	-	-	-	-	
Torrance County	County Jail	7	23	21	-	-	-	-	-	-	-	-	
Union County	Clayton City Jail	5	7	4	-	-	-	-	-	-	-	-	
Valencia County	County Jail	10	42	42	-	-	-	-	-	-	-	-	
Cibola County	Grants City Jail	11	44	5	-	-	-	-	-	-	-	-	
Oregon		813	2,525	2,032	53	64	57	38	65	38	10	11	4
Benton County	County Jail	27	27	32	-	-	-	-	-	-	-	-	-
Clackamas County	County Jail	51	124	105	1	6	5	-	-	-	-	-	-
Clatsop County	Co. Detention Facility	12	36	41	-	-	-	-	-	-	-	-	-
	Seaside City Jail	3	6	6	-	-	-	-	-	-	-	-	-
Columbia County	County Jail	18	43	21	-	-	-	-	-	-	-	-	-
Coos County	County Jail	13	30	26	9	9	9	-	-	-	2	2	2
Crook County	Prineville City Jail	6	20	13	-	-	-	-	-	-	-	-	-
Curry County	County Jail	6	41	9	-	-	-	-	-	-	-	-	-
Deschutes County	County Jail	27	54	35	-	-	-	2	4	-	-	-	-
Douglas County	County Jail	108	116	71	-	-	-	-	-	-	2	4	1
	Reedsport City Jail	5	11	7	-	-	-	-	-	-	-	-	-
	Roseburg City Jail	1	18	4	-	-	-	-	-	-	-	-	-
Grant County	County Jail	9	11	6	-	-	-	-	-	-	-	-	-
Harney County	County Jail	8	20	4	-	-	-	-	-	-	-	-	-
Hood River County	County Jail	5	16	15	-	-	-	-	-	-	-	-	-
Jackson County	County Jail	114	171	132	4	5	4	6	5	4	1	1	-
	Co. Work Release Center	1	10	6	-	-	-	-	-	-	-	-	-
Jefferson County	County Jail	4	14	10	-	-	-	1	2	1	-	-	-
Josephine County	County Corr. Facility	16	70	62	10	10	9	-	-	-	-	-	-
Klamath County	County Jail	16	133	77	-	-	-	-	-	-	-	-	-
Lake County	County Jail	5	16	12	-	-	-	-	-	-	-	-	-
Lane County	County Jail	125	269	279	24	24	24	6	6	6	-	-	-
	Oakridge City Jail	3	3	-	-	-	-	-	-	-	-	-	-
Lincoln County	County Jail	14	41	22	-	-	-	-	-	-	-	-	-
Linn County	County Jail	9	56	49	-	-	-	1	10	9	1	1	-
	Albany City Jail	6	20	3	-	-	-	-	-	-	-	-	-
Malheur County	County Jail	14	26	15	-	-	-	3	12	4	-	-	-
Marion County	County Jail	15	86	91	4	8	6	4	8	6	-	-	-
	Co. Reinstitution Center	8	32	29	-	-	-	-	-	-	-	-	-
Multnomah County	County Corr. Institution	4	184	186	-	-	-	-	-	-	-	-	-
	Rocky Butte Jail	34	371	301	-	-	-	6	6	3	-	-	-
	Claire Argow Womens Ctr.	32	57	37	-	-	-	3	-	-	-	-	-
Polk County	County Jail	11	44	44	-	-	-	-	-	-	1	-	-
Umatilla County	County Jail	24	81	61	-	-	-	-	-	-	-	-	-
	Harmiston City Jail	4	12	6	-	-	-	-	-	-	-	-	-
Union County	County Corr. Facility	14	34	25	1	2	-	1	2	1	1	2	1
Wasco County	County Jail	15	48	34	-	-	-	-	-	-	-	-	-
Washington County	County Jail	19	128	128	-	-	-	-	-	-	-	-	-
Yamhill County	County Jail	5	46	37	-	-	-	3	6	4	1	1	-
Utah		409	1,228	839	13	25	15	10	29	8	9	8	7
Beaver County	County Jail	6	12	4	-	-	-	-	-	-	-	-	-
Box Elder County	County Jail	11	20	20	-	-	-	-	-	-	-	-	-
Cache County	County Jail	5	28	22	-	-	-	6	12	2	1	-	-
Carbon County	County Jail	6	24	10	-	-	-	-	-	-	-	-	-
Davis County	County Jail	30	102	93	-	-	-	-	-	-	-	-	-
Duchesne County	County Jail	9	36	20	-	-	-	-	-	-	-	-	-
Emery County	County Jail	12	48	6	-	-	-	1	-	-	-	-	-
Garfield County	County Jail	7	9	1	-	-	-	-	-	-	-	-	-
Grand County	County Jail	8	22	14	-	-	-	-	-	-	-	-	-
Iron County	County Jail	8	32	8	-	-	-	-	-	-	-	-	-
Juab County	County Jail	6	22	3	-	-	-	-	-	-	-	-	-
Kane County	County Jail	9	20	2	2	4	-	-	-	-	-	-	-
Rich County	County Jail	4	7	-	1	2	-	-	-	-	-	-	-
Salt Lake County	County Jail	148	404	429	-	-	-	-	-	-	5	5	4
San Juan County	County Jail	4	16	4	-	-	-	-	-	-	-	-	-
Sanpete County	County Jail	3	9	-	-	-	-	-	-	-	-	-	-
Sevier County	County Jail	11	31	9	-	-	-	1	8	3	-	-	-
Summit County	County Jail	9	18	8	-	-	-	-	-	-	-	-	-
Tooele County	County Jail	9	32	9	-	-	-	1	2	-	-	-	-
Uintah County	County Jail	4	18	6	1	1	-	1	7	3	-	-	-
Utah County	County Jail	40	144	60	-	-	-	-	-	-	-	-	-
Wasatch County	County Jail	2	6	2	-	-	-	-	-	-	-	-	-
Washington County	County Jail	28	70	27	-	-	-	-	-	-	-	-	-
Weber County	County Jail	30	98	82	9	18	15	-	-	-	3	3	3

See footnotes at end of table.

Confinement unit use—Con.												Name of county	Name of jail		
Sick or injured			Public inebriates			Mentally ill			Other						
Number of units	Number of beds	Number of inmates	Number of units	Number of beds	Number of inmates	Number of units	Number of beds	Number of inmates	Number of units	Number of beds	Number of inmates				
												New Mexico—Con.			
-	-	-	1	1	1	1	1	1	-	-	-	-	Luna County	County Jail	
-	-	-	2	-	-	-	-	-	-	-	-	-	-	McKinley County	Gallup City Jail
-	-	-	-	-	-	-	-	-	-	-	-	-	-	Mora County	County Jail
-	-	-	1	-	-	-	-	-	-	-	-	-	-	Otero County	County Jail
-	-	-	1	-	-	-	-	-	-	-	-	-	-	Quay County	County Detention Center
-	-	-	1	-	-	-	-	-	-	-	-	-	-	Rio Arriba County	County Jail
-	-	-	-	-	-	-	-	-	-	2	4	2	-	Roosevelt County	County Jail
-	-	-	1	-	-	-	-	-	-	1	4	2	-	Sandoval County	County Jail
-	-	-	-	-	-	-	-	-	-	-	-	-	-	San Juan County	County Detention Center
-	-	-	1	-	1	-	-	-	-	2	6	1	-	Santa Fe County	County Detention Center
-	-	-	1	1	1	-	-	-	-	-	-	-	-	Sierra County	County Jail
-	-	-	1	-	-	-	-	-	-	-	-	-	-	Socorro County	County Jail
-	-	-	-	-	-	-	-	-	-	-	-	-	-	Taos County	County Jail
-	-	-	-	-	-	-	-	-	-	-	-	-	-	Torrance County	County Jail
-	-	-	1	-	-	-	-	-	-	1	2	-	-	Union County	Clayton City Jail
-	-	-	-	-	-	-	-	-	-	-	-	-	-	Valencia County	County Jail
-	-	-	-	-	-	-	-	-	-	-	-	-	-	Cibola County	Grants City Jail
23	36	20	15	18	14	24	35	20	27	158	116		Oregon		
-	-	-	2	-	1	-	-	-	-	-	-	-	-	Benton County	County Jail
-	-	-	-	-	-	-	-	-	-	-	-	-	-	Clackamas County	County Jail
1	1	1	1	1	-	-	-	-	-	-	-	-	-	Clatsop County	Co. Detention Facility
-	-	-	-	-	-	-	-	-	-	-	-	-	-	Seaside City Jail	
-	-	-	-	-	-	-	-	-	-	-	1	37	33	Columbia County	County Jail
-	-	-	1	-	-	-	-	-	-	1	4	3	33	Coos County	County Jail
-	-	-	2	-	-	-	-	-	-	5	10	3	3	Crook County	Prineville City Jail
-	-	-	-	-	-	-	-	-	-	1	16	12	8	Curry County	County Jail
2	2	1	-	-	-	-	-	-	-	2	8	1	12	Deschutes County	County Jail
-	-	-	-	-	-	-	-	-	-	-	-	-	-	Douglas County	County Jail
-	-	-	1	1	-	-	-	-	-	-	-	-	-	Reedsport City Jail	
-	-	-	-	-	-	-	-	-	-	-	-	-	-	Roseburg City Jail	
-	-	-	-	-	-	-	-	-	-	-	-	-	-	Grant County	County Jail
-	-	-	-	-	-	-	-	-	-	-	-	-	-	Harney County	County Jail
-	-	-	2	-	-	-	-	-	-	-	-	-	-	Hood River County	County Jail
-	-	-	-	-	-	-	-	-	-	-	-	-	-	Jackson County	County Jail
-	-	-	-	-	-	-	-	-	-	3	30	21	5	Jefferson County	Co. Work Release Center
-	-	-	-	-	-	-	-	-	-	1	6	5	5	Jefferson County	County Jail
2	2	2	2	-	1	-	-	-	-	1	12	10	10	Josephine County	County Corr. Facility
-	-	-	-	-	-	-	-	-	-	-	-	-	-	Klamath County	County Jail
6	6	4	-	-	-	20	20	6	-	-	-	-	-	Lake County	County Jail
-	-	-	-	-	-	-	-	-	-	-	-	-	-	Lane County	County Jail
-	-	-	-	-	-	-	-	-	-	-	-	-	-	Oakridge City Jail	
-	-	-	-	-	-	-	-	-	-	-	-	-	-	Lincoln County	County Jail
-	-	-	1	-	-	-	-	-	-	-	-	-	-	Linn County	County Jail
-	-	-	3	16	12	-	-	-	-	-	-	-	-	Malheur County	County Jail
-	-	-	-	-	-	2	13	13	-	-	-	-	-	Marion County	County Jail
-	-	-	-	-	-	-	-	-	-	-	-	-	-	Multnomah County	Co. Restitution Center
9	20	7	-	-	-	2	2	1	-	-	-	-	-	County Corr. Institution	
-	-	-	-	-	-	-	-	-	-	-	-	-	-	Rocky Butte Jail	
-	-	-	-	-	-	-	-	-	-	-	-	-	-	Claire Argow Womens Ctr.	
-	-	-	-	-	-	-	-	-	-	-	-	-	-	Polk County	County Jail
-	-	-	-	-	-	-	-	-	-	-	-	-	-	Umatilla County	County Jail
-	-	-	-	-	-	-	-	-	-	1	8	6	6	Union County	Hermiston City Jail
2	4	4	-	-	-	-	-	-	-	-	-	-	-	Wasco County	County Corr. Facility
1	1	1	-	-	-	-	-	-	-	10	19	19	19	Washington County	County Jail
-	-	-	-	-	-	-	-	-	-	1	8	3	3	Yamhill County	County Jail
5	6	2	21	3	7	-	-	-	16	34	26		Utah		
-	-	-	-	-	-	-	-	-	-	-	-	-	-	Beaver County	County Jail
4	4	-	-	-	-	-	-	-	-	4	8	2	2	Box Elder County	County Jail
-	-	-	1	-	-	-	-	-	-	-	-	-	-	Cache County	County Jail
-	-	-	2	-	-	-	-	-	-	-	-	-	-	Carbon County	County Jail
-	-	-	-	-	-	-	-	-	-	-	-	-	-	Davis County	County Jail
-	-	-	1	-	-	-	-	-	-	-	-	-	-	Duchesne County	County Jail
-	-	-	1	-	-	-	-	-	-	-	-	-	-	Emery County	County Jail
-	-	-	-	-	-	-	-	-	-	-	-	-	-	Garfield County	County Jail
-	-	-	-	-	-	-	-	-	-	-	-	-	-	Grand County	County Jail
-	-	-	-	-	-	-	-	-	-	-	-	-	-	Iron County	County Jail
-	-	-	1	3	-	-	-	-	-	-	-	-	-	Juab County	County Jail
-	-	-	-	-	-	-	-	-	-	-	-	-	-	Kane County	County Jail
-	-	-	-	-	-	-	-	-	-	-	-	-	-	Rich County	County Jail
1	2	2	2	-	3	-	-	-	-	-	-	-	-	Salt Lake County	County Jail
-	-	-	1	-	-	-	-	-	-	1	4	4	4	San Juan County	County Jail
-	-	-	-	-	-	-	-	-	-	-	-	-	-	Sanpete County	County Jail
-	-	-	1	-	-	-	-	-	-	-	-	-	-	Sevier County	County Jail
-	-	-	-	-	-	-	-	-	-	-	-	-	-	Summit County	County Jail
-	-	-	1	-	-	-	-	-	-	1	2	2	2	Tooele County	County Jail
-	-	-	1	-	-	-	-	-	-	-	-	-	-	Uintah County	County Jail
-	-	-	3	-	-	-	-	-	-	-	-	-	-	Utah County	County Jail
-	-	-	1	-	-	-	-	-	-	1	2	1	1	Wasatch County	County Jail
-	-	-	2	-	-	-	-	-	-	-	-	-	-	Washington County	County Jail
-	-	-	3	-	4	-	-	-	-	9	18	17	17	Weber County	County Jail

Confinement unit use - Con.

Sick or injured			Public inebriates			Mentally ill			Other			Name of county	Name of jail
Number of units	Number of beds	Number of inmates	Number of units	Number of beds	Number of inmates	Number of units	Number of beds	Number of inmates	Number of units	Number of beds	Number of inmates		
21	51	22	24	36	15	16	41	29	47	382	338	Washington	
-	-	-	-	-	-	-	-	-	-	-	-	Adams County	County Jail
-	-	-	-	-	-	-	-	-	-	-	-	Asotin County	Clarkston City Jail
-	-	-	-	-	-	-	-	-	1	4	4	Benton County	County Jail
-	-	-	1	6	-	-	-	-	-	-	-	Chelan County	Kennewick City Jail
-	-	-	-	-	-	-	-	-	-	-	-		Richland City Jail
-	-	-	-	-	3	-	-	-	1	6	5	Chelan County	County Jail
1	1	1	1	1	1	-	-	-	3	30	23	Clallam County	Wenatchee City Jail
-	-	-	-	-	-	-	-	-	1	4	2		County Corr. Facility
-	-	-	-	-	-	-	-	-	-	-	-	Clark County	Forks City Jail
-	-	-	-	-	-	-	-	-	-	-	-		County Jail
3	6	2	-	-	-	-	-	-	1	13	15	Columbia County	Vancouver City Jail
-	-	-	-	-	-	-	-	-	-	-	-		County Jail
-	-	-	-	-	-	-	-	-	-	-	-	Cowlitz County	County Jail
-	-	-	-	-	-	-	-	-	-	-	-		County Jail
-	-	-	-	-	-	-	-	-	-	-	-	Ferry County	County Jail
-	-	-	-	-	-	-	-	-	-	-	-		County Jail
-	-	-	-	-	-	-	-	-	-	-	-	Franklin County	County Jail
-	-	-	-	-	-	-	-	-	1	8	14	Grant County	County Jail
-	-	-	-	-	-	-	-	-	-	-	-		County Jail
1	1	-	-	-	-	-	-	-	1	3	2	Grays Harbor County	Aberdeen City Jail
-	-	-	-	-	-	-	-	-	-	-	-		Hoquiam City Jail
-	-	-	-	-	-	-	-	-	-	-	-	Island County	County Jail
-	-	-	-	-	-	-	-	-	1	2	2		Oak Harbor City Jail
1	12	7	-	-	-	2	24	21	12	176	165	Jefferson County	County Jail
-	-	-	-	-	-	-	-	-	-	-	-	King County	Main Jail
-	-	-	-	-	-	-	-	-	2	4	3		No. Rehabilitation Fac.
-	-	-	-	-	-	-	-	-	-	-	-		Auburn City Jail
-	-	-	-	-	-	-	-	-	-	-	-		Enumclaw City Jail
-	-	-	-	-	-	-	-	-	-	-	-		Issaquah City Jail
-	-	-	-	-	-	1	-	-	1	8	7		Kent City Jail
-	-	-	-	-	-	-	-	-	-	-	-		Kirkland City Jail
-	-	-	1	-	-	2	-	-	2	4	1		Renton City Jail
-	-	-	-	-	-	3	1	-	4	31	30	Kitsap County	County Jail
-	-	-	-	-	-	-	-	-	-	-	-		Bremerton City Jail
-	-	-	-	-	-	-	-	-	1	2	2		County Jail
-	-	-	-	-	-	-	-	-	-	-	-	Kittitas County	County Jail
-	-	-	-	-	-	-	-	-	1	14	10	Klickitat County	County Jail
-	-	-	-	-	-	-	-	-	-	-	-		County Jail
-	-	-	-	-	-	-	-	-	-	-	-	Lewis County	County Jail
-	-	-	1	-	1	-	-	-	-	-	-	Lincoln County	County Jail
-	-	-	-	-	-	-	-	-	-	-	-		County Jail
1	-	-	3	-	-	-	-	-	-	-	-	Mason County	County Jail
-	-	-	-	-	-	-	-	-	-	-	-		County Jail
-	-	-	1	-	-	-	-	-	-	-	-	Okanogan County	County Jail
-	-	-	-	-	-	-	-	-	-	-	-		Oroville City Jail
-	-	-	-	-	-	-	-	-	-	-	-	Pacific County	County Jail
8	16	8	3	28	10	3	3	1	-	-	-	Pend Oreille County	County Jail
-	-	-	-	-	-	-	-	-	-	-	-	Pierce County	County Jail
-	-	-	-	-	-	-	-	-	-	-	-		County Jail
-	-	-	-	-	-	-	-	-	-	-	-	Skagit County	Buckley City Jail
-	-	-	-	-	-	-	-	-	-	-	-		Puyallup City Jail
-	-	-	-	-	-	-	-	-	-	-	-		Sumner City Jail
-	-	-	1	-	-	-	-	-	-	-	-		County Jail
-	-	-	-	-	-	-	-	-	-	-	-	Skamania County	Anacortes City Jail
5	10	-	1	-	-	-	-	-	-	-	-	Snohomish County	Mount Vernon City Jail
-	-	-	-	-	-	1	-	-	4	8	8		County Jail
-	-	-	-	-	-	-	-	-	-	-	-		County Jail
1	5	4	2	-	-	3	12	7	-	-	-	Spokane County	Lynnwood City Jail
-	-	-	-	-	-	-	-	-	-	-	-		Geiger Comm. Corr. Cente
-	-	-	-	-	-	-	-	-	-	-	-		County Jail
-	-	-	-	-	-	-	-	-	2	26	24	Stevens County	County Jail
-	-	-	-	-	-	-	-	-	-	-	-	Thurston County	County Jail
-	-	-	1	-	-	-	-	-	-	-	-		Olympia City Jail
-	-	-	-	-	-	-	-	-	-	-	-		County Jail
-	-	-	-	-	-	-	-	-	2	8	1	Wahkiakum County	County Jail
-	-	-	-	-	-	-	-	-	-	-	-	Walla Walla County	County Jail
-	-	-	-	-	-	-	-	-	-	-	-		County Jail
-	-	-	1	-	-	-	-	-	-	-	-	Whatcom County	Walla Walla City Jail
-	-	-	-	-	-	-	-	-	1	12	6		County Jail
-	-	-	1	-	-	-	-	-	4	16	16	Whitman County	County Jail
-	-	-	-	-	-	1	1	-	1	3	3	Yakima County	County Jail
-	-	-	-	-	-	-	-	-	-	-	-		Toppenish City Jail
-	-	-	-	-	-	-	-	-	-	-	-		Wapato City Jail
2	2	1	12	15	13	2	1	-	1	12	12	Wyoming	
-	-	-	-	-	-	-	-	-	-	-	-	Albany County	County Jail
-	-	-	-	-	-	-	-	-	-	-	-	Big Horn County	County Jail
-	-	-	-	-	-	-	-	-	-	-	-	Campbell County	County Jail
-	-	-	-	-	-	-	-	-	-	-	-	Carbon County	County Jail
-	-	-	-	-	-	-	-	-	-	-	-	Converse County	County Jail
-	-	-	-	-	-	-	-	-	-	-	-	Crook County	County Jail
-	-	-	-	-	-	-	-	-	-	-	-	Fremont County	County Jail
-	-	-	2	-	-	-	-	-	-	-	-		Riverton City Jail
-	-	-	1	-	-	-	-	-	-	-	-		County Jail
-	-	-	2	-	-	1	-	-	-	-	-	Goshen County	Co. Detention Center
-	-	-	-	-	-	-	-	-	-	-	-	Hot Springs County	County Jail
-	-	-	-	-	-	-	-	-	-	-	-	Johnson County	County Jail
-	-	-	-	-	-	-	-	-	-	-	-	Laramie County	County Jail
-	-	-	-	-	-	-	-	-	-	-	-		Cheyenne City Jail
-	-	-	-	-	-	-	-	-	-	-	-	Lincoln County	County Jail
-	-	-	2	10	6	-	-	-	1	12	12	Natrona County	County Jail
-	-	-	-	-	-	-	-	-	-	-	-	Niobrara County	County Jail
-	-	-	-	-	-	-	-	-	-	-	-	Park County	County Jail
-	-	-	-	-	-	-	-	-	-	-	-		County Jail
-	-	-	-	-	-	-	-	-	-	-	-	Platte County	Powell City Jail
-	-	-	-	-	-	-	-	-	-	-	-	Sheridan County	County Jail
-	-	-	-	-	-	-	-	-	-	-	-	Sublette County	County Jail
2	2	1	2	3	2	-	-	-	-	-	-	Sweetwater County	County Jail
-	-	-	1	-	2	-	-	-	-	-	-	Teton County	County Jail
-	-	-	-	-	-	-	-	-	-	-	-		County Jail
-	-	-	1	-	3	1	1	-	-	-	-	Uinta County	County Jail
-	-	-	-	-	-	-	-	-	-	-	-	Washakie County	Worland City Jail
-	-	-	-	-	-	-	-	-	-	-	-	Weston County	County Jail

Rated capacity of unit - Con.								Not rated			Name of county	Name of jail
Five to nine persons				Ten or more persons				Number of units	Average number of square feet per unit ¹	Number of inmates in units		
Number of units	Average number of square feet per unit ¹	Number of inmates in units ²	Number of beds	Number of units	Average number of square feet per unit ¹	Number of inmates in units ²	Number of beds					
-	-	-	-	1	420	7	14	-	-	-	Alaska	
-	-	-	-	-	-	-	-	-	-	-	Kenai Peninsula Borough	Seward City Jail
-	-	-	-	-	-	-	-	-	-	-	Kobuk Census Area	Kotzebue City Jail
-	-	-	-	1	420	7	14	-	-	-	Kodiak Island Borough	Kodiak City Jail
-	-	-	-	-	-	-	-	-	-	-	Sitka City and Borough	Sitka City Jail
-	-	-	-	-	-	-	-	-	-	-	Valdez-Cordova Area	Cordova City Jail
26	188	131	184	43	980	889	1,068	3	150	-	Arizona	
5	190	22	45	-	-	-	-	-	-	-	Apache County	County Jail
2	190	10	14	-	-	-	-	-	-	-	Cochise County	County Jail
-	-	-	-	1	280	10	18	-	-	-	Douglas County	Douglas City Jail
-	-	-	-	4	900	85	96	-	-	-	Coconino County	County Jail
-	-	-	-	1	1,200	10	20	-	-	-	Gila County	County Jail
-	-	-	-	-	-	-	-	-	-	-	Miami County	Miami City Jail
1	210	4	6	2	975	5	26	-	-	-	Graham County	County Jail
-	-	-	-	1	841	3	12	-	-	-	Greenlee County	County Jail
-	-	-	-	1	1,200	16	20	-	-	-	Maricopa County	Co. Jail-Max. Security
-	-	-	-	6	2,600	221	240	2	155	-	Maricopa County	Co. Jail-Med. Security
-	-	-	-	-	-	-	-	-	-	-	Maricopa County	Co. Jail-Max. Security
-	-	-	-	-	-	-	-	-	-	-	Maricopa County	County Jail
-	-	-	-	-	-	-	-	-	-	-	Maricopa County	County Towers Jail
-	-	-	-	-	-	-	-	-	-	-	Maricopa County	Peoria City Jail
-	-	-	-	-	-	-	-	-	-	-	Maricopa County	Tolleson City Jail
4	262	33	30	2	754	29	31	-	-	-	Mohave County	County Jail
-	-	-	-	1	2,100	32	35	-	-	-	Mohave County	County Honor Farm
-	-	-	-	1	832	10	10	-	-	-	Navajo County	County Jail
-	-	-	-	4	864	32	64	-	-	-	Navajo County	Winslow City Jail
-	-	-	-	12	310	229	255	-	-	-	Pima County	County Detention Center
-	-	-	-	2	750	115	144	-	-	-	Pima County	County Jail Annex
-	-	-	-	-	-	-	-	-	-	-	Pima County	County Jail Substation
-	-	-	-	1	250	10	15	-	-	-	Pinal County	South Tucson Town Jail
-	-	-	-	-	-	-	-	-	-	-	Pinal County	County Jail
1	125	4	8	-	-	-	-	-	-	-	Pinal County	Coolidge City Jail
-	-	-	-	-	-	-	-	-	-	-	Pinal County	Eloy City Jail
9	230	34	57	1	394	12	12	1	140	-	Santa Cruz County	County Jail
4	240	24	24	3	1,233	70	70	-	-	-	Yavapai County	County Jail
-	-	-	-	-	-	-	-	-	-	-	Yuma County	County Jail
-	-	-	-	-	-	-	-	-	-	-	La Paz County	County Jail
725	199	4,963	4,844	626	1,527	20,106	18,755	64	486	1,101	California	
1	-	-	-	43	1,673	1,229	1,232	4	3,875	919	Alameda County	Co. Jail-Santa Rita
3	182	4	8	-	-	-	-	-	-	-	Alameda County	County Jail
2	378	21	24	7	1,057	162	141	-	-	-	Alameda County	Oakland City Jail
2	648	4	12	-	-	-	-	-	-	-	Alameda County	County Jail
2	608	20	16	7	751	163	130	-	-	-	Amador County	County Jail
8	307	30	61	1	675	7	10	1	56	-	Butte County	County Jail
-	-	-	-	5	2,100	180	188	1	72	-	Calaveras County	County Jail
-	-	-	-	-	-	-	-	-	-	-	Colusa County	County Jail
-	-	-	-	2	1,188	25	44	-	-	-	Contra Costa County	Sheriff's Rehab. Center
-	-	-	-	2	462	18	22	1	80	-	Contra Costa County	Co. Detention Facility
3	248	30	22	20	433	420	364	-	-	-	Del Norte County	County Jail
3	273	22	18	-	-	-	-	-	-	-	El Dorado County	County Jail
-	-	-	-	6	4,207	258	385	-	-	-	Fresno County	County Jail
-	-	-	-	3	667	41	41	-	-	-	Fresno County	Industrial Farm
5	226	28	40	8	503	89	100	-	-	-	Glenn County	County Jail
-	-	-	-	6	-	-	-	-	-	-	Humboldt County	County Jail
-	-	-	-	5	1,800	200	200	-	-	-	Imperial County	County Jail
1	400	-	8	-	-	-	-	-	-	-	Imperial County	Minimum Security Jail
10	331	109	72	18	389	362	194	1	7,200	99	Inyo County	Brawley City Jail
4	416	30	32	10	1,980	635	362	-	-	-	Inyo County	County Jail
5	495	95	40	12	1,413	392	240	-	-	-	Kern County	County Jail
5	650	15	34	8	553	148	96	-	-	-	Kern County	County Jail
1	154	8	6	4	750	30	40	-	-	-	Kings County	County Jail
-	-	-	-	17	2,907	931	906	-	-	-	Lake County	County Jail
308	117	1,841	1,848	8	360	80	80	-	-	-	Lassen County	County Jail
-	-	-	-	28	2,225	1,759	1,664	-	-	-	Los Angeles County	Biscailuz Center
-	-	-	-	12	4,552	1,026	610	-	-	-	Los Angeles County	Hall of Justice Jail
-	-	-	-	12	6,000	1,162	1,020	-	-	-	Los Angeles County	Man's Central Jail
-	-	-	-	-	-	-	-	-	-	-	Los Angeles County	Honor Rancho-Min. Sec.
-	-	-	-	-	-	-	-	-	-	-	Los Angeles County	Sybil Brand Institute
1	280	5	6	-	-	-	-	-	-	-	Los Angeles County	Honor Rancho-Max. Sec.
-	-	-	-	1	1,748	10	40	-	-	-	Los Angeles County	Burbank City Jail
-	-	-	-	4	825	55	75	-	-	-	Los Angeles County	Glendale City Jail
2	137	3	13	-	-	-	-	-	-	-	Los Angeles County	Long Beach City Jail
3	250	7	15	-	-	-	-	-	-	-	Los Angeles County	Pasadena City Jail
15	250	81	90	4	1,142	134	81	3	92	3	Madera County	Torrance City Jail
2	264	11	12	-	-	-	-	1	30	2	Madera County	County Jail
-	-	-	-	-	-	-	-	-	-	-	Marin County	County Jail
-	-	-	-	-	-	-	-	-	-	-	Mariposa County	County Jail
-	-	-	-	-	-	-	-	-	-	-	Mendocino County	County Jail
20	256	176	160	4	1,040	160	100	-	-	-	Mendocino County	Low Gap Detention Ctr.
-	-	-	-	-	-	-	-	-	-	-	Merced County	Maximum Security Jail
-	-	-	-	-	-	-	-	-	-	-	Merced County	Branch Jail
1	266	4	6	-	-	-	-	-	-	-	Merced County	County Jail
2	3,050	27	16	-	-	-	-	-	-	-	Modoc County	Los Banos City Jail
-	-	-	-	3	4,131	220	168	-	-	-	Mono County	County Detention Center
3	808	23	24	-	-	-	-	1	289	10	Monterey County	County Jail
-	-	-	-	-	-	-	-	-	-	-	Monterey County	County Jail
-	-	-	-	-	-	-	-	-	-	-	Monterey County	County Rehab. Center
-	-	-	-	-	-	-	-	-	-	-	Napa County	Dept Of Corrections
-	-	-	-	-	-	-	-	-	-	-	Nevada County	County Jail

Table 9. Confinement space—general housing units—Con.

Name of county	Name of jail	Rated capacity of unit											
		One person			Two persons				Three or four persons				
		Number of units	Average number of square feet per unit ¹	Number of inmates in units ²	Number of beds	Number of units	Average number of square feet per unit ¹	Number of inmates in units ²	Number of beds	Number of units	Average number of square feet per unit ¹	Number of inmates in units ²	Number of beds
California—Con.													
Orange County	County Jail.....	132	54	110	132	-	-	-	32	82	175	128	
	Theo Lacy Facility.....	-	-	-	-	-	-	-	-	-	-	-	
	J. A. Musick Facility.....	-	-	-	-	-	-	-	-	-	-	-	
	Anaheim City Jail.....	-	-	-	2	51	-	4	10	79	15	40	
	Costa Mesa City Jail.....	-	-	-	1	-	-	2	6	120	5	24	
	Newport Beach City Jail.....	-	-	-	5	90	-	2	9	83	19	32	
	San Clemente City Jail.....	-	-	-	1	71	5	10	-	-	-	-	
Placer County	County Jail.....	-	-	-	-	-	-	-	-	-	-	-	
	Minimum Security Jail.....	-	-	-	18	70	36	36	12	70	43	48	
Plumas County	County Jail.....	3	80	1	3	-	-	-	-	-	-	-	
Riverside County	Banning Rehab. Center.....	-	-	-	-	-	-	-	-	-	-	-	
	County Jail.....	14	80	14	14	-	-	-	12	108	81	48	
	County Jail.....	-	-	-	-	-	-	-	2	80	9	8	
	County Jail.....	-	-	-	-	-	-	-	3	78	4	12	
	Hemet City Jail.....	-	-	-	1	36	-	2	4	108	1	12	
	Perris City Jail.....	-	-	-	-	-	-	-	3	194	9	10	
Sacramento County	County Main Jail.....	-	-	-	4	53	3	8	3	90	3	3	
	Rio Consummes Corr. Ctr.....	-	-	-	-	-	-	-	1	-	-	-	
	Co. Work Furlough Center.....	-	-	-	-	-	-	-	-	-	-	-	
San Benito County	County Jail.....	3	204	7	3	-	-	-	-	-	-	-	
San Bernardino County	County Jail.....	32	88	25	32	-	-	-	-	-	-	-	
	Glen Helen Rehab. Center.....	-	-	-	-	-	-	-	8	108	28	32	
San Diego County	Barrett Honor Camp.....	53	65	46	53	-	-	-	-	-	-	-	
	Descanso Detention Fac.....	-	-	-	-	-	-	-	-	-	-	-	
	Camp Morena.....	-	-	-	-	-	-	-	-	-	-	-	
	LaCima Conserv. Honor Camp.....	-	-	-	-	-	-	-	-	-	-	-	
	San Jose Honor Camp.....	-	-	-	-	-	-	-	-	-	-	-	
	West Folk Honor Camp.....	-	-	-	-	-	-	-	-	-	-	-	
	County Jail.....	-	-	-	4	60	4	8	84	54	433	336	
	Las Colinas Det. Fac.....	72	98	115	72	61	128	122	2	92	6	7	
	Vista Detention Facility.....	75	88	92	75	-	-	-	-	-	-	-	
	South Bay Detention Fac.....	192	84	322	192	-	-	-	-	-	-	-	
San Francisco City/Co.	San Francisco Jail No. 1.....	2	64	2	2	36	48	67	72	-	-	-	
	San Francisco Jail No. 3.....	497	48	497	497	-	-	-	-	-	-	-	
	San Francisco Jail No. 2.....	-	-	-	-	35	56	70	70	4	256	16	
San Joaquin County	County Men's Jail.....	-	-	-	-	-	-	-	69	251	354	276	
	County Female Jail.....	1	82	1	1	6	48	12	12	-	-	-	
	Honor Farm.....	-	-	-	-	-	-	-	-	-	-	-	
San Luis Obispo County	County Jail.....	27	71	26	27	-	-	-	3	153	10	12	
San Mateo County	County Main Jail.....	-	-	-	-	-	-	-	-	-	-	-	
	Sheriff's Honor Camp.....	-	-	-	-	-	-	-	-	-	-	-	
	Co. Work Furlough Fac.....	-	-	-	-	-	-	-	-	-	-	-	
	Women's Corr. Facility.....	38	50	46	38	-	-	-	-	-	-	-	
	Medium Security Facility.....	-	-	-	-	-	-	-	-	-	-	-	
Santa Barbara County	Co. Detention Facility.....	-	-	-	-	-	-	-	1	150	4	4	
	Honor Farm.....	-	-	-	-	-	-	-	-	-	-	-	
Santa Clara County	Lompoc City Jail.....	-	-	-	-	126	2	2	4	126	6	14	
	County Main Jail.....	-	-	-	63	54	134	126	7	96	35	28	
	Elmwood Jail.....	-	-	-	-	-	-	-	-	-	-	-	
	North Co. Detention Fac.....	-	-	-	5	75	10	10	10	125	40	40	
	Womens Detention Facility.....	20	61	40	20	-	-	-	-	-	-	-	
	Co. Jail-Min. Security.....	-	-	-	-	-	-	-	-	-	-	-	
	Elmwood Jail-Mod. Fac.....	-	-	-	-	-	-	-	-	-	-	-	
Santa Cruz County	Elmwood Jail-Medium Sec.....	-	-	-	-	-	-	-	-	-	-	-	
	County Jail.....	-	-	-	-	-	-	-	-	-	-	-	
	Rehabilitation Facility.....	64	70	52	64	-	-	-	-	-	-	-	
Shasta County	County Water St. Jail.....	28	35	34	28	12	54	28	24	2	100	9	8
	Crystal Creek Center.....	-	-	-	-	-	-	-	-	-	-	-	
	Co. Detention Annex.....	-	-	-	-	8	48	11	16	1	184	3	4
Siskiyou County	County Jail.....	-	-	-	-	-	-	-	-	24	60	104	96
Solano County	County Jail.....	1	80	1	1	-	-	-	-	12	56	43	48
	Solano County Jail.....	200	74	229	200	-	-	-	-	-	-	-	-
Sonoma County	Co. Detention Facility.....	34	54	42	34	5	60	12	10	6	324	30	24
	County Jail.....	-	-	-	-	-	-	-	-	-	-	-	-
Stanislaus County	Minimum Security Jail.....	64	48	64	64	-	-	-	-	-	-	-	-
	County Jail.....	-	-	-	-	-	-	-	-	-	-	-	-
	Honor Farm.....	-	-	-	-	-	-	-	-	-	-	-	-
Sutter County	County Women's Facility.....	35	74	58	35	-	-	-	-	-	-	-	-
Tehama County	County Jail.....	4	50	4	4	2	56	4	4	21	93	82	84
Tulare County	County Jail.....	20	62	19	20	-	-	-	-	3	105	7	12
	Trinity County.....	14	63	9	14	-	-	-	-	-	-	-	-
	County Jail.....	37	49	37	37	1	130	4	2	6	78	26	23
	Co. Correctional Center.....	-	-	-	-	-	-	-	-	-	-	-	-
Tuolumne County	County Jail.....	-	-	-	-	7	42	12	14	6	61	26	24
Ventura County	County Jail.....	336	69	485	336	-	-	-	-	-	-	-	-
	Honor Farm.....	-	-	-	-	-	-	-	-	-	-	-	-
	Port Hueneville City Jail.....	-	-	-	-	-	-	-	3	327	5	11	
Yolo County	County Jail.....	7	56	12	7	-	-	-	3	180	25	12	
Yuba County	County Prison Farm.....	-	-	-	-	-	-	-	-	-	-	-	-
	County Jail.....	18	80	19	18	-	-	-	-	-	-	-	-
Colorado													
Adams County	County Jail.....	35	45	35	35	1	45	2	2	20	72	80	80
Alamosa County	County Jail.....	5	48	6	5	-	-	-	-	-	-	-	-
Arapahoe County	County Jail.....	48	80	83	48	-	-	-	3	460	13	12	
	Aurora City Jail.....	8	112	8	8	2	225	-	4	-	-	-	-
Archuleta County	County Jail.....	4	40	3	4	-	-	-	-	-	-	-	-
Baca County	County Jail.....	-	-	-	-	5	160	2	10	2	480	1	8
Bent County	County Jail.....	-	-	-	-	4	48	1	8	-	-	-	-
Boulder County	County Jail.....	68	67	82	68	-	-	-	-	-	-	-	-
Chaffee County	County Jail.....	-	-	-	-	1	56	2	2	5	72	12	20

See footnotes at end of table.

Rated capacity of unit—Con.								Not rated			Name of county	Name of jail
Five to nine persons				Ten or more persons				Number of units	Average number of square feet per unit ¹	Number of inmates in units		
Number of units	Average number of square feet per unit ¹	Number of inmates in units ²	Number of beds	Number of units	Average number of square feet per unit ¹	Number of inmates in units ²	Number of beds					
California—Con.												
75	144	609	527	16	1,382	805	688	7	225		Orange County	County Jail Theo Lacy Facility J. A. Musick Facility Anaheim City Jail Costa Mesa City Jail Newport Beach City Jail San Clemente City Jail
				4	3,446	224	310					
					6,600	241	260					
1	800	8	6	6	1,040	113	80				Placer County	County Jail Minimum Security Jail
2	500	24	10								Plumas County	County Jail
4	104	41	32	10	1,785	265	284				Riverside County	Banning Rehab. Center County Jail County Jail County Jail
1	300	8	7	7	400	274	284					
3	130	12	24	1	666	129	138					
					1,319	34	34					
4	197	20	28	33		438	416		75		Sacramento County	Hemat City Jail Perris City Jail County Main Jail
1	323	7	6	6	514	430	441	4	143			Rio Consumnes Corr. Ctr. Co. Work Furlough Center
4		40	24	2	2,770	109	110				San Benito County	County Jail
50	305	366	400	4	864	221	246				San Bernardino County	County Jail
	341			10	2,075	318	543					
				2	3,340	72	72				San Diego County	Glen Helen Rehab. Center Barrett Honor Camp Descanso Detention Fac. Camp Morena LaCima Conserv. Honor Camp
				11	1,144	242	228					
				1	6,500	85	85					
1	460	7	7	5	896	78	78					
				8	774	111	128					
				6	1,137	109	110					
2	150	16	16	12	1,187	476	360					San Jose Honor Camp West Folk Honor Camp County Jail
				3	1,748	166	114	1	250	23		Las Colinas Det. Fac. Vista Detention Facility South Bay Detention Fac.
9	144	36	62	20	469	272	274				San Francisco City/Co.	San Francisco Jail No. 1 San Francisco Jail No. 3 San Francisco Jail No. 2
31	168	194	206	6	4,500	91	100					
					935	102	156				San Joaquin County	County Men's Jail County Female Jail Honor Farm
				1	2,215	47	48	2	640	16		
				7	3,345	256	350				San Luis Obispo County	County Jail
11	305	84	84	2	1,540	52	76				San Mateo County	County Main Jail Sheriff's Honor Camp Co. Work Furlough Fac. Women's Corr. Facility Medium Security Facility
				18	428	318	216	1	225	5		
2	400	16	16	3	2,280	96	96					
				7	749	99	92					
8	420	84	48	2	800	32	24	4	60	4	Santa Barbara County	Co. Detention Facility Honor Farm
24	131	212	192	3	760	67	60					
				3	1,800	94	113					
5	176	45	40	24	490	445	411				Santa Clara County	Lompoc City Jail County Main Jail Elmwood Jail
1	280	8	8	2	2,800	40	40					
				3	2,410	158	88					
				14	4,622	861	935					
24	231	138	144	6	800	137	140					
				7	1,050	100	98					
2	253	14	14	1	6,750	145	154				Santa Cruz County	County Jail Rehabilitation Facility County Water St. Jail County Jail
				3	800	78	65				Shasta County	County Jail Crystal Creek Center Co. Detention Annex
1	568	7	7	2	2,760	61	76					
				3	580	40	42					
				2	680	36	36				Siskiyou County	County Jail
				3	356	28	35	1	247	3	Solano County	County Jail Solano County Jail Co. Detention Facility
1	438	4	8					2	172	12		
				8	494	225	186				Sonoma County	County Jail Minimum Security Jail
1	371	10	6	2	2,530	140	128					
12	223	74	69	13	108	161	156				Stanislaus County	County Jail Honor Farm County Women's Facility
2	170	10	12	3	2,900	212	210					
7	309	40	50								Sutter County	County Jail
25	131	227	200								Tehama County	County Jail
				22	869	271	337				Trinity County	County Jail
											Tulare County	County Jail Co. Correctional Center
											Tuolumne County	County Jail
				8	1,950	317	192	26	100	5	Venturea County	County Jail Honor Farm Port Hueneme City Jail
				7	355	109	80				Yolo County	County Jail
1	250	8	8	1	6,000	72	75					
				6	587	98	112				Yuba County	County Jail County Prison Farm County Jail
33	298	113	205	33	2,023	659	958				Colorado	
1	464	8	8								Adams County	County Jail
											Alamosa County	County Jail
1	6	6	6	2	1,560	39	32				Arapahoe County	County Jail
3	360	7	16									Aurora City Jail
											Archuleta County	County Jail
											Baca County	County Jail
											Bent County	County Jail
											Boulder County	County Jail
											Chaffee County	County Jail

Rated capacity of unit—Con.								Not rated			Name of county	Name of jail	
Five to nine persons				Ten or more persons				Number of units	Average number of square feet per unit ¹	Number of inmates in units			
Number of units	Average number of square feet per unit ¹	Number of inmates in units ²	Number of beds	Number of units	Average number of square feet per unit ¹	Number of inmates in units ²	Number of beds						
Colorado—Con.													
-	-	-	-	-	-	-	-	-	-	-	-	Cheyenne County	County Jail
-	-	-	-	-	-	-	-	-	-	-	-	Clear Creek County	County Jail
-	-	-	-	-	-	-	-	-	-	-	-	Conejos County	County Jail
-	-	-	-	-	-	-	-	-	-	-	-	Costilla County	County Jail
-	-	-	-	-	-	-	-	-	-	-	-	Delta County	County Jail
-	-	-	-	17	3,192	406	698	-	-	-	-	Denver City and County	County Jail
-	-	-	-	-	-	-	-	-	-	-	-	Douglas County	County Jail
-	-	-	-	-	-	-	-	-	-	-	-	Eagle County	County Corr. Facility
-	-	-	-	4	405	72	84	-	-	-	-	Elbert County	County Jail
-	-	-	-	-	-	-	-	-	-	-	-	El Paso County	County Jail
4	389	16	27	-	-	-	-	-	-	-	-	Fremont County	County Jail
-	-	-	-	-	-	-	-	-	-	-	-	Garfield County	County Jail
-	-	-	-	-	-	-	-	-	-	-	-	Gilpin County	County Jail
-	-	-	-	-	-	-	-	-	-	-	-	Grand County	County Jail
-	-	-	-	-	-	-	-	-	-	-	-	Gunnison County	County Jail
1	144	6	6	-	-	-	-	-	-	-	-	Huerfano County	County Jail
1	300	7	7	4	625	54	48	-	-	-	-	Jackson County	County Jail
-	-	-	-	-	-	-	-	-	-	-	-	Jefferson County	County Jail
1	360	5	5	-	-	-	-	-	-	-	-	Kit Carson County	County Jail
2	260	-	12	-	-	-	-	-	-	-	-	Lake County	County Jail
1	124	1	6	-	-	-	-	-	-	-	-	La Plata County	County Jail
-	-	-	-	-	-	-	-	-	-	-	-	Larimer County	County Jail
-	-	-	-	-	-	-	-	-	-	-	-	Las Animas County	County Jail
-	-	-	-	-	-	-	-	-	-	-	-	Lincoln County	County Jail
1	200	-	6	2	225	16	24	-	-	-	-	Logan County	County Jail
1	304	3	6	4	1,200	72	72	-	-	-	-	Mesa County	County Jail
3	150	15	15	-	-	-	-	-	-	-	-	Moffat County	County Jail
3	297	12	22	-	-	-	-	-	-	-	-	Montezuma County	County Jail
-	-	-	-	-	-	-	-	-	-	-	-	Montrose County	County Jail
5	324	10	30	-	-	-	-	-	-	-	-	Morgan County	County Jail
-	-	-	-	-	-	-	-	-	-	-	-	Otero County	County Jail
-	-	-	-	-	-	-	-	-	-	-	-	Phillips County	County Jail
1	120	-	6	-	-	-	-	-	-	-	-	Pitkin County	County Jail
-	-	-	-	-	-	-	-	-	-	-	-	Prowers County	County Jail
1	477	4	6	-	-	-	-	-	-	-	-	Pueblo County	Detention and Corr. Fac.
-	-	-	-	-	-	-	-	-	-	-	-	Rio Blanco County	County Jail
-	-	-	-	-	-	-	-	-	-	-	-	Rio Grande County	County Jail
2	470	7	13	-	-	-	-	-	-	-	-	Routt County	County Jail
1	280	6	8	-	-	-	-	-	-	-	-	Saguache County	County Jail
-	-	-	-	-	-	-	-	-	-	-	-	Sedgwick County	County Jail
-	-	-	-	-	-	-	-	-	-	-	-	Summit County	County Jail
-	-	-	-	-	-	-	-	-	-	-	-	Teller County	County Jail
-	-	-	-	-	-	-	-	-	-	-	-	Washington County	County Jail
-	-	-	-	-	-	-	-	-	-	-	-	Weld County	County Jail
-	-	-	-	-	-	-	-	-	-	-	-	Yuma County	County Jail
44	291	126	287	35	564	232	460	1	100	-	-	Idaho	
4	432	5	24	10	432	60	100	-	-	-	-	Ada County	County Jail
3	136	12	17	4	255	40	46	1	100	-	-	Adams County	County Jail
1	400	7	8	1	600	1	12	-	-	-	-	Bannock County	County Jail
6	240	13	40	-	-	-	-	-	-	-	-	Bear Lake County	Montpelier City Jail
2	160	12	12	-	-	-	-	-	-	-	-	Benewah County	County Jail
2	198	14	14	1	320	10	14	-	-	-	-	Bingham County	County Jail
1	432	5	6	6	1,340	62	128	-	-	-	-	Blaine County	County Jail
2	172	-	12	-	-	-	-	-	-	-	-	Bonneville County	County Jail
-	-	-	-	-	-	-	-	-	-	-	-	Boundary County	County Jail
4	398	6	26	-	-	-	-	-	-	-	-	Canyon County	County Jail
1	240	6	6	-	-	-	-	-	-	-	-	Cariou County	Nampa City Jail
2	300	2	10	-	-	-	-	-	-	-	-	Cassia County	County Jail
-	-	-	-	-	-	-	-	-	-	-	-	Clark County	County Jail
1	150	2	6	-	-	-	-	-	-	-	-	Clearwater County	County Jail
1	450	2	6	-	-	-	-	-	-	-	-	Elmore County	County Jail
2	153	4	15	-	-	-	-	-	-	-	-	Franklin County	County Jail
2	380	2	12	2	745	3	24	-	-	-	-	Fremont County	County Jail
-	-	-	-	-	-	-	-	-	-	-	-	Gem County	County Jail
3	362	4	21	-	-	-	-	-	-	-	-	Gooding County	County Jail
1	672	14	6	1	600	7	12	-	-	-	-	Idaho County	County Jail
1	216	6	6	1	240	7	14	-	-	-	-	Jefferson County	County Jail
1	450	8	8	-	-	-	-	-	-	-	-	Jerome County	County Jail
-	-	-	-	-	-	-	-	-	-	-	-	Latah County	County Jail
2	158	12	16	2	208	16	26	-	-	-	-	Lemhi County	County Jail
-	-	-	-	-	-	-	-	-	-	-	-	Lewis County	County Jail
2	247	2	16	-	-	-	-	-	-	-	-	Madison County	County Jail
-	-	-	-	-	-	-	-	-	-	-	-	Minidoka County	County Jail
-	-	-	-	-	-	-	-	-	-	-	-	Nez Perce County	County Jail
-	-	-	-	-	-	-	-	-	-	-	-	Owyhee County	County Jail
-	-	-	-	-	-	-	-	-	-	-	-	Payette County	County Jail
-	-	-	-	-	-	-	-	-	-	-	-	Power County	County Jail
-	-	-	-	-	-	-	-	-	-	-	-	Shoshone County	County Jail
-	-	-	-	-	-	-	-	-	-	-	-	Twin Falls County	County Jail
-	-	-	-	-	-	-	-	-	-	-	-	Valley County	County Jail
-	-	-	-	-	-	-	-	-	-	-	-	Washington County	County Jail

Table 9. Confinement space—general housing units—Con.

Name of county	Name of jail	Rated capacity of unit											
		One person			Two persons				Three or four persons				
		Number of units	Average number of square feet per unit ¹	Number of inmates in units ²	Number of beds	Number of units	Average number of square feet per unit ¹	Number of inmates in units ²	Number of beds	Number of units	Average number of square feet per unit ¹	Number of inmates in units ²	Number of beds
Montana		149	56	66	149	255	85	150	510	55	128	71	202
Beaverhead County	County Jail	-	-	-	-	7	180	2	14	2	300	4	6
Big Horn County	County Jail	3	54	-	3	9	140	12	18	1	400	-	4
Blaine County	County Jail	-	-	-	-	10	144	2	20	-	-	-	-
	Harlem City Jail	-	-	-	-	5	48	-	10	-	-	-	-
Broadwater County	County Jail	4	40	-	4	1	96	-	2	1	196	-	4
Carbon County	County Jail	-	-	-	-	5	63	1	10	-	-	-	-
Cascade County	County Jail	-	-	-	-	9	77	19	18	2	157	-	6
	Great Falls City Jail	-	-	-	-	1	54	-	2	5	90	6	19
Chouteau County	County Jail	6	48	1	6	-	-	-	-	-	-	-	-
Custer County	County Jail	-	-	-	-	7	80	3	14	-	-	-	-
Daniels County	County Jail	-	-	-	-	4	36	-	8	-	-	-	-
Dawson County	County Jail	-	-	-	-	-	-	-	-	-	-	-	-
Anaconda-Deer Lodge Co.	County Jail	16	38	6	16	-	-	-	-	2	130	1	6
Fallon County	County Jail	2	49	1	2	4	43	5	8	-	-	-	-
Fergus County	County Jail	-	-	-	-	20	140	11	40	-	-	-	-
Flathead County	County Jail	16	40	16	16	8	80	4	16	-	-	-	-
Gallatin County	County Jail	33	70	9	33	1	130	1	2	-	-	-	-
Glacier County	County Jail	-	-	-	-	6	48	3	12	-	-	-	-
	Cut Bank City Jail	2	64	-	2	2	72	1	4	2	100	-	8
Granite County	County Jail	7	100	-	7	-	-	-	-	-	-	-	-
Hill County	County Jail	-	-	-	-	12	48	5	24	1	60	-	4
	Havre City Jail	-	-	-	-	4	120	-	8	2	210	2	8
Jefferson County	County Jail	-	-	-	-	2	70	3	4	1	80	2	3
Lake County	County Jail	-	-	-	-	-	-	-	-	1	310	-	4
Lewis and Clark County	County Jail	30	40	21	30	-	-	-	-	1	200	2	4
Liberty County	County Jail	-	-	-	-	4	72	-	8	-	-	-	-
Lincoln County	County Jail	6	97	4	6	9	73	4	18	-	-	-	-
Madison County	County Jail	-	-	-	-	-	-	-	-	1	324	-	3
Mineral County	County Jail	-	-	-	-	4	72	-	8	4	64	4	16
Missoula County	County Jail	-	-	-	-	1	210	2	2	11	80	32	44
Musselshell County	County Jail	-	-	-	-	6	54	3	12	1	54	-	4
Park County	County Jail	-	-	-	-	10	58	6	20	-	-	-	-
Phillips County	County Jail	2	60	-	2	3	60	-	6	-	-	-	-
Pondera County	County Jail	-	-	-	-	4	48	1	8	-	-	-	-
Powder River County	County Jail	-	-	-	-	8	48	-	16	-	-	-	-
Powell County	County Jail	8	54	4	8	1	108	-	2	-	-	-	-
Prairie County	County Jail	-	-	-	-	6	46	-	12	-	-	-	-
Ravalli County	County Jail	-	-	-	-	2	105	1	4	1	242	2	4
Richland County	County Jail	-	-	-	-	-	-	-	-	7	96	5	21
Roosevelt County	County Jail	-	-	-	-	12	80	2	24	-	-	-	-
Rosebud County	County Jail	-	-	-	-	12	120	4	24	-	-	-	-
Sanders County	County Jail	-	-	-	-	3	54	-	6	2	54	1	7
Sheridan County	County Jail	-	-	-	-	4	80	-	8	2	100	-	8
Butte-Silver Bow County	County Jail	-	-	-	-	10	64	19	20	1	200	-	4
Stillwater County	County Jail	-	-	-	-	4	45	4	8	-	-	-	-
Teton County	County Jail	-	-	-	-	4	42	2	8	1	144	-	3
Toole County	County Jail	8	54	-	8	-	-	-	-	-	-	-	-
Valley County	County Jail	-	-	-	-	10	84	5	20	-	-	-	-
Wheatland County	County Jail	2	66	-	2	4	72	3	8	-	-	-	-
Yellowstone County	County Jail	4	80	4	4	17	96	22	34	3	152	10	12
Nevada		127	66	67	127	190	114	229	380	70	119	119	278
Churchill County	County Jail	-	-	-	-	10	54	9	20	2	156	5	8
	Fallon City Jail	-	-	-	-	-	-	-	-	5	140	2	20
Clark County	County Jail	5	80	5	5	10	164	20	20	42	88	52	168
	Las Vegas Misdemeanant	-	-	-	-	46	180	55	92	-	-	-	-
	Henderson City Jail	-	-	-	-	13	100	14	26	1	240	4	4
	No. Las Vegas City Jail	-	-	-	-	-	-	-	-	-	-	-	-
Douglas County	County Jail	44	73	23	44	-	-	-	-	-	-	-	-
Elko County	County Jail	-	-	-	-	7	169	8	14	3	297	8	12
Esmeralda County	County Jail	-	-	-	-	16	54	2	32	-	-	-	-
Eureka County	County Jail	-	-	-	-	5	184	-	10	-	-	-	-
Humboldt County	County Jail	14	30	8	14	3	60	1	6	-	-	-	-
Lander County	Austin Jail	-	-	-	-	2	81	3	4	-	-	-	-
Lyon County	County Jail	-	-	-	-	20	77	19	40	-	-	-	-
Mineral County	Hawthorne Town Jail	11	56	11	11	-	-	-	-	2	112	3	6
Nye County	County Jail	22	72	5	22	-	-	-	-	-	-	-	-
	County Jail	-	-	-	-	4	80	-	8	-	-	-	-
Carson City city area	Carson City Jail	-	-	-	-	15	79	28	30	3	102	4	12
Pershing County	County Jail	8	85	5	8	3	85	1	6	-	-	-	-
Washoe County	County Jail	3	54	-	3	-	-	-	-	-	-	-	-
	County Detention Center	-	-	-	-	24	100	47	48	8	200	25	32
	Reno City Jail	-	-	-	-	2	54	2	4	2	96	8	8
	Sparks City Jail	-	-	-	-	10	80	20	20	2	100	8	8
White Pine County	County Jail	20	64	10	20	-	-	-	-	-	-	-	-

See footnotes at end of table.

Rated capacity of unit—Con.								Not rated			Name of county	Name of jail
Five to nine persons				Ten or more persons				Number of units	Average number of square feet per unit ¹	Number of inmates in units		
Number of units	Average number of square feet per unit ¹	Number of inmates in units ²	Number of beds	Number of units	Average number of square feet per unit ¹	Number of inmates in units ²	Number of beds					
15	478	34	99	7	721	58	88	6	277	-	Montana	
1	750	7	8	-	-	-	-	-	-	-	Beaverhead County	County Jail
-	-	-	-	-	-	-	-	-	-	-	Big Horn County	County Jail
-	-	-	-	-	-	-	-	-	-	-	Blaine County	County Jail
-	-	-	-	-	-	-	-	-	-	-	Broadwater County	Harlem City Jail
-	-	-	-	-	-	-	-	-	-	-	Carbon County	County Jail
-	-	-	-	1	2,193	22	18	-	-	-	Cascade County	County Jail
-	-	-	-	-	-	-	-	2	600	-	-	Great Falls City Jail
-	-	-	-	1	225	7	14	-	-	-	Chouteau County	County Jail
-	-	-	-	-	-	-	-	-	-	-	Custer County	County Jail
3	600	5	18	-	-	-	-	-	153	-	Daniels County	County Jail
-	-	-	-	-	-	-	-	-	-	-	Dawson County	County Jail
-	-	-	-	-	-	-	-	-	-	-	Anaconda-Deer Lodge Co.	County Jail
1	600	-	8	-	-	-	-	1	145	-	Fallon County	County Jail
-	-	-	-	-	-	-	-	-	-	-	Fergus County	County Jail
-	-	-	-	-	-	-	-	-	-	-	Flathead County	County Jail
-	-	-	-	-	-	-	-	-	-	-	Gallatin County	County Jail
-	-	-	-	-	-	-	-	-	-	-	Glacier County	County Jail
-	-	-	-	-	-	-	-	-	-	-	Granite County	Cut Bank City Jail
-	-	-	-	-	-	-	-	-	-	-	Hill County	County Jail
-	-	-	-	-	-	-	-	-	-	-	Havre City Jail	County Jail
2	450	2	12	2	870	15	24	1	42	-	Jefferson County	County Jail
1	300	-	6	-	-	-	-	-	-	-	Lake County	County Jail
-	-	-	-	-	-	-	-	-	-	-	Lewis and Clark County	County Jail
-	-	-	-	-	-	-	-	-	-	-	Liberty County	County Jail
-	-	-	-	-	-	-	-	-	-	-	Lincoln County	County Jail
1	720	3	6	-	-	-	-	-	-	-	Madison County	County Jail
2	324	7	14	2	384	10	20	-	-	-	Mineral County	County Jail
-	-	-	-	-	-	-	-	-	-	-	Missoula County	County Jail
-	-	-	-	-	-	-	-	-	-	-	Musselshell County	County Jail
-	-	-	-	-	-	-	-	-	-	-	Park County	County Jail
-	-	-	-	-	-	-	-	-	-	-	Phillips County	County Jail
-	-	-	-	-	-	-	-	-	-	-	Pondera County	County Jail
-	-	-	-	-	-	-	-	-	-	-	Powder River County	County Jail
-	-	-	-	-	-	-	-	-	-	-	Powell County	County Jail
-	-	-	-	-	-	-	-	-	-	-	Prairie County	County Jail
1	388	3	9	-	-	-	-	-	-	-	Ravalli County	County Jail
-	-	-	-	-	-	-	-	-	-	-	Richland County	County Jail
-	-	-	-	-	-	-	-	-	-	-	Roosevelt County	County Jail
-	-	-	-	-	-	-	-	-	-	-	Rosebud County	County Jail
-	-	-	-	1	120	4	12	-	-	-	Sanders County	County Jail
1	350	1	6	-	-	-	-	-	-	-	Sheridan County	County Jail
-	-	-	-	-	-	-	-	-	-	-	Butte-Silver Bow County	County Jail
-	-	-	-	-	-	-	-	-	-	-	Stillwater County	County Jail
-	-	-	-	-	-	-	-	-	-	-	Teton County	County Jail
-	-	-	-	-	-	-	-	-	-	-	Toole County	County Jail
-	-	-	-	-	-	-	-	1	120	-	Valley County	County Jail
2	360	6	12	-	-	-	-	-	-	-	Wheatland County	County Jail
-	-	-	-	-	-	-	-	-	-	-	Yellowstone County	County Jail
11	294	40	80	34	793	417	651	-	-	-	Nevada	
1	210	1	8	-	-	-	-	-	-	-	Churchill County	County Jail
2	385	14	14	7	740	13	22	-	-	-	Fallon City Jail	County Jail
-	-	-	-	-	1,155	147	252	-	-	-	Clark County	County Jail
-	-	-	-	-	-	-	-	-	-	-	Las Vegas Misdemeanant	County Jail
1	135	9	9	6	194	65	97	-	-	-	Henderson City Jail	County Jail
-	-	-	-	-	-	-	-	-	-	-	No. Las Vegas City Jail	County Jail
1	290	-	6	1	729	16	18	-	-	-	Douglas County	County Jail
-	-	-	-	-	-	-	-	-	-	-	Elko County	County Jail
-	-	-	-	-	-	-	-	-	-	-	Esméralda County	County Jail
-	-	-	-	-	-	-	-	-	-	-	Eureka County	County Jail
-	-	-	-	-	-	-	-	-	-	-	Humboldt County	County Jail
-	-	-	-	-	-	-	-	-	-	-	Lander County	Austin Jail
2	242	-	16	-	-	-	-	-	-	-	Lyon County	County Jail
-	-	-	-	-	-	-	-	-	-	-	Mineral County	Hawthorne Town Jail
-	-	-	-	-	-	-	-	-	-	-	Nye County	County Jail
-	-	-	-	-	-	-	-	-	-	-	Carson City city area	County Jail
1	960	4	5	6	1,860	81	118	-	-	-	Carson City Jail	County Jail
-	-	-	-	-	-	-	-	-	-	-	Pershing County	County Jail
3	128	12	22	10	299	61	110	-	-	-	Washoe County	County Jail
-	-	-	-	2	675	34	34	-	-	-	County Detention Center	County Jail
-	-	-	-	-	-	-	-	-	-	-	Reno City Jail	County Jail
-	-	-	-	-	-	-	-	-	-	-	Sparks City Jail	County Jail
-	-	-	-	-	-	-	-	-	-	-	White Pine County	County Jail

Rated capacity of unit—Con.								Not rated			Name of county	Name of jail
Five to nine persons				Ten or more persons				Number of units	Average number of square feet per unit ¹	Number of inmates in units		
Number of units	Average number of square feet per unit ¹	Number of inmates in units ²	Number of beds	Number of units	Average number of square feet per unit ¹	Number of inmates in units ²	Number of beds					
41	161	166	279	38	660	365	833	6	89	10	New Mexico	
-	-	-	-	4	497	57	74	-	-	-	Bernalillo County	City-County Jail
8	196	50	64	2	686	20	32	-	-	-	City-Co. Satellite Jail	County Jail
4	120	8	24	-	-	-	-	-	-	-	Catron County	County Jail
2	297	11	12	-	-	-	-	-	-	-	Chaves County	County Jail
1	180	1	8	1	450	7	20	-	-	-	Colfax County	County Jail
1	189	5	8	4	378	47	60	1	120	-	Curry County	County Jail
-	-	-	-	-	-	-	-	-	-	-	De Baca County	Clovis City Jail
-	-	-	-	-	-	-	-	-	-	-	Dona Ana County	County Jail
-	-	-	-	-	-	-	-	-	-	-	Eddy County	County Jail
-	-	-	-	-	-	-	-	-	-	-	Grant County	County Jail
-	-	-	-	2	800	14	52	-	-	-	Guadalupe County	County Jail
5	108	3	30	4	646	58	88	-	-	-	Hidalgo County	County Jail
1	195	2	6	4	333	5	43	-	-	-	Lea County	County Jail
-	-	-	-	-	-	-	-	2	32	-	Lincoln County	Hobbs City Jail
-	-	-	-	-	-	-	-	1	56	-	Los Alamos County	County Jail
-	-	-	-	2	547	12	28	-	-	-	Luna County	County Jail
-	-	-	-	7	1,250	85	240	-	-	-	McKinley County	Gallup City Jail
-	-	-	-	-	-	-	-	1	240	2	Mora County	County Jail
4	75	17	24	1	200	-	10	-	-	-	Otero County	County Jail
2	180	13	16	-	-	-	-	-	-	-	Quay County	County Detention Center
1	400	5	5	-	-	-	-	1	54	8	Rio Arriba County	County Jail
-	-	-	-	-	-	-	-	-	-	-	Roosevelt County	County Jail
-	-	-	-	-	-	-	-	-	-	-	Sandoval County	County Jail
-	-	-	-	-	-	-	-	-	-	-	San Juan County	County Detention Center
1	280	3	8	-	-	-	-	-	-	-	Santa Fe County	County Detention Center
2	240	7	16	-	-	-	-	-	-	-	Sierra County	County Jail
-	-	-	-	-	-	-	-	-	-	-	Socorro County	County Jail
-	-	-	-	-	-	-	-	-	-	-	Taos County	County Jail
4	110	17	28	-	-	-	-	-	-	-	Torrance County	County Jail
4	108	24	24	-	-	-	-	-	-	-	Union County	Clayton City Jail
1	170	-	6	2	160	3	24	-	-	-	Valencia County	County Jail
-	-	-	-	-	-	-	-	-	-	-	Gibola County	Grants City Jail
45	198	217	322	43	1,047	884	1,029	3	779	16	Oregon	
2	700	6	16	2	1,403	36	42	-	-	-	Benton County	County Jail
1	600	8	8	1	600	10	10	1	1,000	5	Clackamas County	County Jail
-	-	-	-	1	630	6	18	-	-	-	Clatsop County	Co. Detention Facility
1	209	2	6	-	-	-	-	-	-	-	Columbia County	Seaside City Jail
-	-	-	-	2	510	4	28	-	-	-	Coos County	County Jail
-	-	-	-	-	-	-	-	-	-	-	Crook County	Prineville City Jail
-	-	-	-	-	-	-	-	-	-	-	Curry County	County Jail
-	-	-	-	-	-	-	-	-	-	-	Deschutes County	County Jail
1	240	-	5	-	-	-	-	-	-	-	Douglas County	County Jail
1	108	-	6	1	608	4	18	-	-	-	Grant County	Reedsport City Jail
-	-	-	-	-	-	-	-	-	-	-	Harney County	Roseburg City Jail
-	-	-	-	2	1,500	48	59	-	-	-	Hood River County	County Jail
-	-	-	-	1	720	6	10	-	-	-	Jackson County	County Jail
-	-	-	-	2	529	18	22	-	-	-	Jefferson County	Co. Work Release Center
13	144	57	104	2	248	20	25	-	-	-	Josephine County	County Jail
1	225	7	8	7	1,137	148	140	-	-	-	Klamath County	County Jail
1	146	-	6	1	200	6	12	-	-	-	Lake County	County Jail
4	158	23	30	1	1,250	17	12	-	-	-	Lane County	Oakridge City Jail
1	150	2	8	-	-	-	-	-	-	-	Lincoln County	County Jail
12	113	67	72	1	531	13	14	2	668	11	Linn County	County Jail
-	-	-	-	4	1,840	186	184	-	-	-	Malheur County	County Jail
-	-	-	-	7	1,528	243	299	-	-	-	Marion County	County Jail
-	-	-	-	1	300	10	15	-	-	-	Multnomah County	Co. Restitution Center
1	180	6	6	2	262	18	21	-	-	-	Polk County	County Corr. Institution
3	247	22	25	2	262	18	21	-	-	-	Umatilla County	Rocky Butte Jail
1	450	4	6	-	-	-	-	-	-	-	Union County	Claire Argow Womens Ctr.
1	360	5	8	-	-	-	-	-	-	-	Wasco County	County Jail
1	250	8	8	3	1,120	60	60	-	-	-	Washington County	County Corr. Facility
-	-	-	-	2	950	31	40	-	-	-	Yamhill County	County Jail
29	191	118	194	25	437	286	316	4	218	18	Utah	
-	-	-	-	1	480	10	10	-	-	-	Beaver County	County Jail
2	336	13	16	-	-	-	-	-	-	-	Box Elder County	County Jail
-	-	-	-	2	400	12	20	-	-	-	Cache County	County Jail
-	-	-	-	-	-	-	-	-	-	-	Carbon County	County Jail
-	-	-	-	-	-	-	-	-	-	-	Davis County	County Jail
-	-	-	-	-	-	-	-	-	-	-	Duchesne County	County Jail
-	-	-	-	-	-	-	-	-	-	-	Emery County	County Jail
-	-	-	-	-	-	-	-	-	-	-	Garfield County	County Jail
-	-	-	-	-	-	-	-	1	64	-	Grand County	County Jail
-	-	-	-	-	-	-	-	-	-	-	Iron County	County Jail

Table 9. Confinement space—general housing units—Con.

Name of county	Name of jail	Rated capacity of unit											
		One person			Two persons				Three or four persons				
		Number of units	Average number of square feet per unit ¹	Number of inmates in units ²	Number of beds	Number of units	Average number of square feet per unit ¹	Number of inmates in units ²	Number of beds	Number of units	Average number of square feet per unit ¹	Number of inmates in units ²	Number of beds
Utah—Con.													
Juab County	County Jail	-	-	-	-	3	49	-	6	1	112	2	4
Kane County	County Jail	-	-	-	-	8	48	1	16	1	90	1	4
Rich County	County Jail	-	120	-	-	-	-	-	1	1	324	-	4
Salt Lake County	County Jail	116	40	116	116	-	-	-	-	-	-	-	-
San Juan County	County Jail	-	-	-	-	2	100	4	4	-	-	-	-
Sanpete County	County Jail	-	-	-	-	-	-	-	-	3	80	-	9
Sevier County	County Jail	8	48	2	8	-	-	-	-	2	385	3	7
Summit County	County Jail	-	-	-	-	9	96	8	18	-	-	-	-
Tooele County	County Jail	-	-	-	-	5	38	6	10	-	-	-	-
Uintah County	County Jail	1	130	1	1	-	-	-	-	1	258	3	3
Utah County	County Jail	4	124	2	4	12	168	4	24	19	316	30	76
Wasatch County	County Jail	-	-	-	-	1	56	1	2	1	80	1	4
Washington County	County Jail	-	-	-	-	27	80	17	54	-	-	-	-
Weber County	County Jail	-	-	-	-	27	77	52	54	-	-	-	-
Washington		500	67	426	500	319	158	455	638	245	140	849	959
Adams County	County Jail	11	72	5	11	4	135	-	8	-	-	-	-
Asotin County	Clarkston City Jail	-	-	-	-	5	72	6	10	-	-	-	-
Benton County	County Jail	-	-	-	-	-	-	-	-	8	56	34	32
	Kennewick City Jail	-	-	-	-	5	120	5	10	-	-	-	-
	Richland City Jail	-	-	-	-	8	42	7	16	-	-	-	-
Chelan County	County Jail	-	-	-	-	-	-	-	-	1	-	-	4
	Chelan City Jail	2	44	-	2	2	52	-	4	1	276	-	8
	Wenatchee City Jail	-	-	-	-	-	-	-	-	2	114	7	8
Ciallam County	County Corr. Facility	40	70	38	40	-	-	-	-	-	-	-	-
	Forks City Jail	-	-	-	-	2	54	1	4	1	96	1	3
Clark County	County Jail	4	96	8	4	2	173	8	4	-	-	-	-
	Vancouver City Jail	-	-	1	-	-	-	-	-	14	96	74	56
Columbia County	County Jail	-	50	-	5	-	-	-	-	-	-	-	-
Cowlitz County	County Jail	37	49	20	37	-	-	-	-	1	225	5	4
Ferry County	County Jail	16	77	8	16	-	-	-	-	-	-	-	-
Franklin County	County Jail	6	48	4	6	-	-	-	-	2	200	8	8
Grant County	County Jail	-	-	-	-	-	-	-	-	-	-	-	-
Grays Harbor County	County Jail	-	-	-	-	11	64	30	22	-	-	-	-
	Aberdeen City Jail	-	-	-	-	3	32	-	6	1	180	1	3
Island County	Hoquiam City Jail	4	120	2	4	4	-	-	-	2	130	6	6
	Oak Harbor City Jail	9	56	7	9	1	63	1	2	2	117	3	8
Jefferson County	County Jail	17	52	18	17	-	-	-	-	2	178	320	324
King County	Main Jail	-	-	-	-	69	52	138	138	81	178	320	324
	No. Rehabilitation Fac.	177	78	171	177	-	-	-	-	-	-	-	-
	Auburn City Jail	-	-	-	-	11	73	14	22	-	-	-	-
	Enumclaw City Jail	-	-	-	-	3	70	1	6	1	210	1	3
	Issaquah City Jail	-	-	-	-	6	86	11	12	-	-	-	-
	Kent City Jail	-	-	-	-	4	144	4	8	-	-	-	-
	Kirkland City Jail	-	-	-	-	2	126	4	4	-	-	-	-
Kitsap County	County Jail	7	48	6	7	1	72	2	2	6	156	20	24
	Bremerton City Jail	5	68	5	5	4	72	5	6	-	-	-	-
Kitititas County	County Jail	27	80	22	27	1	-	-	-	1	300	2	3
Klickitat County	County Jail	-	-	-	-	1	300	-	2	3	243	4	11
Lewis County	County Jail	-	-	-	-	7	200	8	14	-	-	-	-
Lincoln County	County Jail	-	-	-	-	4	134	8	10	6	190	16	21
Mason County	County Jail	4	80	4	4	5	48	2	4	4	90	14	16
Okanogan County	County Jail	-	-	-	-	3	192	4	6	3	80	-	12
	Oroville City Jail	-	-	-	-	2	48	4	4	1	192	3	3
Pacific County	County Jail	-	-	-	-	4	70	6	8	9	212	33	36
Pend Oreille County	County Jail	6	144	3	6	4	70	6	8	9	212	33	36
Pierce County	County Jail	-	-	-	-	3	120	5	10	1	144	-	3
	Buckley City Jail	3	96	2	3	3	72	6	6	2	85	6	7
	Puyallup City Jail	-	-	-	-	4	72	6	8	-	-	-	-
	Sumner City Jail	-	-	-	-	4	72	6	8	-	-	-	-
Skagit County	County Jail	-	-	-	-	2	60	-	4	10	155	22	39
	Anacortes City Jail	-	-	-	-	3	57	1	6	1	93	1	4
	Mount Vernon City Jail	1	48	1	1	1	80	2	2	3	110	8	12
Skamania County	County Jail	2	60	1	2	1	80	2	2	3	76	66	75
Snohomish County	County Jail	18	45	23	18	-	-	-	-	19	80	8	8
	Lynnwood City Jail	-	-	-	-	3	60	7	6	2	80	8	8
Spokane County	Geiger Comm. Corr. Cente	-	-	-	-	117	300	157	234	-	-	-	-
	County Jail	64	48	64	64	2	54	1	4	16	99	60	64
Stevens County	County Jail	22	54	7	22	2	54	1	4	-	-	-	-
Thurston County	County Jail	-	-	-	-	-	-	-	-	5	343	24	20
	Olympia City Jail	3	48	1	3	-	-	-	-	1	168	2	4
Wahkiakum County	County Jail	-	-	-	-	2	40	-	4	-	-	-	-
Walla Walla County	County Jail	-	-	-	-	1	63	1	2	1	520	2	4
	Walla Walla City Jail	-	-	-	-	1	63	1	2	1	63	1	3
Whatcom County	County Jail	-	-	-	-	-	-	-	-	-	-	-	-
Whitman County	County Jail	1	30	1	1	7	48	6	14	-	-	-	-
Yakima County	County Jail	9	40	9	9	-	-	-	-	29	64	95	116
	Toppenish City Jail	-	-	-	-	-	-	-	-	5	56	2	15
	Wapato City Jail	-	-	-	-	-	-	-	-	-	-	-	-

See footnotes at end of table.

Rated capacity of unit--Con.								Not rated			Name of county	Name of jail
Five to nine persons				Ten or more persons				Number of units	Average number of square feet per unit ¹	Number of inmates in units		
Number of units	Average number of square feet per unit ¹	Number of inmates in units ²	Number of beds	Number of units	Average number of square feet per unit ¹	Number of inmates in units ²	Number of beds					
2	112	1	12	--	--	--	--	--	--	--	Utah--Con.	
--	--	--	--	--	--	--	--	--	--	--	Juab County	County Jail
--	--	--	--	--	--	--	--	--	--	--	Kane County	County Jail
12	140	72	72	18	400	223	216	2	375	18	Rich County	County Jail
2	150	--	12	--	--	--	--	--	--	--	Salt Lake County	County Jail
--	--	--	--	--	--	--	--	--	--	--	San Juan County	County Jail
--	--	--	--	1	576	4	16	--	--	--	Sanpate County	County Jail
--	--	--	--	--	--	--	--	--	--	--	Sevier County	County Jail
3	124	3	22	--	--	--	--	1	56	--	Summit County	County Jail
2	198	2	14	--	--	--	--	--	--	--	Tooele County	County Jail
--	--	--	--	--	--	--	--	--	--	--	Uintah County	County Jail
5	326	24	40	--	--	--	--	--	--	--	Utah County	County Jail
--	--	--	--	1	380	10	16	--	--	--	Wasatch County	County Jail
1	260	3	6	2	749	27	38	--	--	--	Washington County	County Jail
--	--	--	--	--	--	--	--	--	--	--	Weber County	County Jail
96	300	558	673	67	655	820	1,059	4	145	1	Washington	
--	--	--	--	--	--	--	--	--	--	--	Adams County	County Jail
--	--	--	--	--	--	--	--	--	--	--	Asotin County	Clarkston City Jail
--	--	--	--	--	--	--	--	--	--	--	Benton County	County Jail
--	--	--	--	--	--	--	--	--	--	--	Chelan County	Kennewick City Jail
4	293	21	29	1	651	26	21	--	--	--	Richland City Jail	County Jail
1	122	--	5	--	--	--	--	--	--	--	Chelan City Jail	County Jail
1	120	5	5	2	450	15	32	--	--	--	Wenatchee City Jail	County Jail
4	192	14	32	--	--	--	--	--	--	--	Clallam County	County Corr. Facility
--	--	--	--	--	--	--	--	--	--	--	Forks City Jail	County Jail
6	235	82	44	1	665	15	12	--	--	--	Clark County	County Jail
--	--	--	--	--	--	--	--	--	--	--	Vancouver City Jail	County Jail
2	682	17	16	--	--	--	--	--	--	--	Columbia County	County Jail
1	360	1	6	--	--	--	--	--	--	--	Cowlitz County	County Jail
3	197	18	18	4	1,268	58	60	--	--	--	Ferry County	County Jail
4	277	26	26	3	299	31	30	--	--	--	Franklin County	County Jail
3	382	--	22	--	--	--	--	1	180	1	Grant County	County Jail
--	--	--	--	--	--	--	--	--	--	--	Grays Harbor County	County Jail
2	321	14	14	--	--	--	--	--	--	--	Aberdeen City Jail	County Jail
--	--	--	--	--	--	--	--	--	--	--	Hoquiam City Jail	County Jail
--	--	--	--	20	645	251	368	--	--	--	Island County	County Jail
--	--	--	--	--	--	--	--	--	--	--	Oak Harbor City Jail	County Jail
--	--	--	--	--	--	--	--	--	--	--	Jefferson County	County Jail
--	--	--	--	--	--	--	--	--	--	--	King County	Main Jail
1	231	3	6	--	--	--	--	2	144	--	No. Rehabilitation Fac.	County Jail
--	--	--	--	--	--	--	--	--	--	--	Auburn City Jail	County Jail
--	--	--	--	--	--	--	--	--	--	--	Enumclaw City Jail	County Jail
3	256	16	24	--	--	--	--	--	--	--	Issaquah City Jail	County Jail
3	266	18	18	1	532	16	16	--	--	--	Kent City Jail	County Jail
2	731	6	16	--	--	--	--	--	--	--	Kirkland City Jail	County Jail
4	375	19	24	1	540	6	10	--	--	--	Renton City Jail	County Jail
4	360	25	29	1	720	11	10	--	--	--	Bremerton City Jail	County Jail
--	--	--	--	--	--	--	--	--	--	--	Kittitas County	County Jail
5	224	16	30	--	--	--	--	--	--	--	Klickitat County	County Jail
1	496	6	5	--	--	--	--	--	--	--	Lewis County	County Jail
2	360	12	12	--	--	--	--	--	--	--	Lincoln County	County Jail
6	325	40	44	15	656	180	240	--	--	--	Mason County	County Jail
--	--	--	--	1	225	--	12	--	--	--	Okanogan County	County Jail
--	--	--	--	--	--	--	--	1	110	--	Oroville City Jail	County Jail
--	--	--	--	--	--	--	--	--	--	--	Pacific County	County Jail
4	193	24	24	--	--	--	--	--	--	--	Pend Oreille County	County Jail
--	--	--	--	--	--	--	--	--	--	--	Pierce County	County Jail
5	234	33	37	11	704	155	164	--	--	--	Buckley City Jail	County Jail
3	534	25	24	1	548	12	10	--	--	--	Puyallup City Jail	County Jail
--	--	--	--	1	546	8	12	--	--	--	Sumner City Jail	County Jail
3	780	18	24	--	--	--	--	--	--	--	Skagit County	County Jail
1	297	2	7	--	--	--	--	--	--	--	Anacortes City Jail	County Jail
7	174	52	52	1	625	16	18	--	--	--	Mount Vernon City Jail	County Jail
7	235	40	56	2	235	20	24	--	--	--	Skamania County	County Jail
4	120	5	24	1	1,000	--	20	--	--	--	Snohomish County	County Jail
--	--	--	--	--	--	--	--	--	--	--	Lynnwood City Jail	County Jail
--	--	--	--	--	--	--	--	--	--	--	Geiger Comm. Corr. Cente	County Jail
--	--	--	--	--	--	--	--	--	--	--	Stevens County	County Jail
--	--	--	--	--	--	--	--	--	--	--	Thurston County	County Jail
--	--	--	--	--	--	--	--	--	--	--	County Jail	County Jail
--	--	--	--	--	--	--	--	--	--	--	Olympia City Jail	County Jail
--	--	--	--	--	--	--	--	--	--	--	Wahkiakum County	County Jail
--	--	--	--	--	--	--	--	--	--	--	Walla Walla County	County Jail
--	--	--	--	--	--	--	--	--	--	--	Walla Walla City Jail	County Jail
--	--	--	--	--	--	--	--	--	--	--	Whatcom County	County Jail
--	--	--	--	--	--	--	--	--	--	--	Whitman County	County Jail
--	--	--	--	--	--	--	--	--	--	--	Yakima County	County Jail
--	--	--	--	--	--	--	--	--	--	--	Toppenish City Jail	County Jail
--	--	--	--	--	--	--	--	--	--	--	Wapato City Jail	County Jail

Table 9. Confinement space—general housing units—Con.

Name of county	Name of jail	Rated capacity of unit											
		One person			Two persons				Three or four persons				
		Number of units	Average number of square feet per unit ¹	Number of inmates in units ²	Number of beds	Number of units	Average number of square feet per unit ¹	Number of inmates in units ²	Number of beds	Number of units	Average number of square feet per unit ¹	Number of inmates in units ²	Number of beds
Wyoming		66	59	32	66	83	80	83	166	51	184	75	196
Albany County	County Jail	2	54	-	2	3	70	-	6	2	120	2	8
Big Horn County	County Jail	-	-	-	-	7	60	25	14	6	120	15	24
Campbell County	County Jail	-	-	-	-	2	163	-	4	2	153	2	8
Carbon County	County Jail	-	-	-	-	-	-	-	-	1	96	-	4
Converse County	County Jail	9	40	-	9	-	-	-	-	4	200	4	12
Crook County	County Jail	4	50	-	4	-	-	-	-	-	-	-	-
Fremont County	County Jail	-	-	-	-	4	54	6	8	4	-	-	-
	Riverton City Jail	-	-	-	-	3	96	3	6	4	114	5	15
Goshen County	County Jail	-	-	-	-	-	-	-	-	1	216	2	4
Hot Springs County	Co. Detention Center	17	56	4	17	-	-	-	-	-	-	-	-
Johnson County	County Jail	15	72	4	15	-	-	-	-	-	-	-	-
Laramie County	County Jail	2	60	2	2	24	60	26	48	2	650	3	8
	Cheyenne City Jail	1	48	13	1	-	-	-	4	4	64	3	16
Lincoln County	County Jail	-	-	-	-	19	100	8	38	-	-	-	-
Natrona County	County Jail	10	60	7	10	-	-	-	6	6	240	12	24
Niobrara County	County Jail	2	80	1	2	1	80	-	2	2	160	-	8
Park County	County Jail	-	-	-	-	-	-	-	4	4	175	9	16
	Powell City Jail	-	-	-	-	-	-	-	-	-	130	4	16
Platte County	County Jail	2	60	-	2	6	80	5	12	1	100	1	4
Sheridan County	County Jail	-	-	-	-	-	-	-	-	-	-	-	-
Sublette County	County Jail	-	-	-	-	1	108	-	2	2	189	2	7
Sweetwater County	County Jail	-	-	-	-	3	144	2	6	3	333	6	10
Teton County	County Jail	-	-	-	-	-	-	-	-	1	154	2	4
Uinta County	County Jail	2	66	1	2	7	69	6	14	-	-	-	-
Washakie County	Worland City Jail	-	-	-	-	1	108	-	2	2	180	3	8
Weston County	County Jail	-	-	-	-	2	60	-	4	-	-	-	-

¹Average number of square feet per unit was determined by taking the sum of the products of the number of units and square feet per unit and dividing the sum of the products by the number of units.
²Number of inmates in confinement units may be reported for a date different from June 30, 1983.
 - Represents zero or rounds to zero.

Rated capacity of unit—Con.								Not rated			Name of county	Name of jail	
Five to nine persons				Ten or more persons				Number of units	Average number of square feet per unit ¹	Number of inmates in units			
Number of units	Average number of square feet per unit ¹	Number of inmates in units ²	Number of beds	Number of units	Average number of square feet per unit ¹	Number of inmates in units ²	Number of beds						
33	272	98	232	6	543	38	62	1	100	--	Wyoming		
3	120	9	24	--	--	--	--	--	--	--	--	Albany County	County Jail
--	--	--	--	--	--	--	--	--	--	--	--	Big Horn County	County Jail
--	--	--	--	--	--	--	--	1	100	--	--	Campbell County	County Jail
4	104	6	32	--	--	--	--	--	--	--	--	Carbon County	County Jail
1	304	4	8	1	432	--	10	--	--	--	--	Converse County	County Jail
--	--	--	--	--	--	--	--	--	--	--	--	Crook County	County Jail
1	625	9	8	1	625	9	10	--	--	--	--	Fremont County	County Jail
2	216	12	16	--	--	--	--	--	--	--	--	Riverton City Jail	
--	--	--	--	--	--	--	--	--	--	--	--	Goshen County	County Jail
--	--	--	--	--	--	--	--	--	--	--	--	Hot Springs County	Co. Detention Center
--	--	--	--	--	--	--	--	--	--	--	--	Johnson County	County Jail
--	--	--	--	--	--	--	--	--	--	--	--	Laramie County	County Jail
7	289	12	52	--	--	--	--	--	--	--	--	Cheyenne City Jail	
3	281	13	20	1	720	9	12	--	--	--	--	Lincoln County	County Jail
--	--	--	--	--	--	--	--	--	--	--	--	Natrona County	County Jail
--	--	--	--	1	480	10	10	--	--	--	--	Niobrara County	County Jail
--	--	--	--	--	--	--	--	--	--	--	--	Park County	County Jail
--	--	--	--	--	--	--	--	--	--	--	--	Powell City Jail	
5	300	6	30	2	500	10	20	--	--	--	--	Platte County	County Jail
--	--	--	--	--	--	--	--	--	--	--	--	Sheridan County	County Jail
3	529	5	18	--	--	--	--	--	--	--	--	Sublette County	County Jail
2	247	12	12	--	--	--	--	--	--	--	--	Sweetwater County	County Jail
--	--	--	--	--	--	--	--	--	--	--	--	Teton County	County Jail
1	199	6	6	--	--	--	--	--	--	--	--	Uinta County	County Jail
--	--	--	--	--	--	--	--	--	--	--	--	Washakie County	Worland City Jail
1	180	4	6	--	--	--	--	--	--	--	--	Weston County	County Jail

Table 10. Planned changes in jails and cost between June 30, 1983, and June 30, 1986

[X Indicates YES or NO. State total is sum of X's]

Name of county	Name of jail	Year jail built	Type of change					
			Build or acquire a new jail				Renovate jail and add beds	
			Change planned		Number of beds	Cost per bed	Change planned	
			Yes	No			Yes	No
Alaska			-	5	-	-	-	5
Kenai Peninsula Borough	Seward City Jail	1965	-	X	-	-	-	X
Kobuk Census Area	Kotzebue City Jail	1976	-	X	-	-	-	X
Kodiak Island Borough	Kodiak City Jail	1950	-	X	-	-	-	X
Sitka city and Borough	Sitka City Jail	1976	-	X	-	-	-	X
Valdez-Cordova Area	Cordova City Jail	1977	-	X	-	-	-	X
Arizona			5	26	1,358	-	-	31
Apache County	County Jail	1978	-	X	-	-	-	X
Cochise County	County Jail	1931	X	-	160	32,000	-	X
	Douglas City Jail	1968	-	X	-	-	-	X
Cocconino County	County Jail	1962	-	X	-	-	-	X
Gila County	County Jail	1981	-	X	-	-	-	X
	Miami City Jail	1967	-	X	-	-	-	X
Graham County	County Jail	1974	-	X	-	-	-	X
Greenlee County	County Jail	1979	-	X	-	-	-	X
Maricopa County	Co. Jail-Max. Security	1965	-	X	-	-	-	X
	Co. Jail-Med. Security	1958	-	X	-	-	-	X
	Co. Jail-Max. Security	1975	X	-	360	36,000	-	X
	County Jail	1977	-	X	-	-	-	X
	County Towers Jail	1982	-	X	-	-	-	X
	Medical Detention Center	1982	-	X	-	-	-	X
	Peoria City Jail	1976	X	-	15	75,555	-	X
Mohave County	Tolleson City Jail	1968	-	X	-	-	-	X
	County Jail	1966	-	X	-	-	-	X
Navajo County	County Honor Farm	1982	-	X	-	-	-	X
	County Jail	1976	-	X	-	-	-	X
Pima County	Winslow City Jail	1973	-	X	-	-	-	X
	County Detention Center	1964	-	X	-	-	-	X
	County Jail Annex	1953	-	X	-	-	-	X
	County Jail Substation	1960	X	-	15	33,333	-	X
Pinal County	South Tucson Town Jail	1974	-	X	-	-	-	X
	County Jail	1953	-	X	-	-	-	X
	Coolidge City Jail	1952	-	X	-	-	-	X
	Eloy City Jail	1952	-	X	-	-	-	X
Santa Cruz County	County Jail	1973	-	X	-	-	-	X
Yavapai County	County Jail	1981	-	X	-	-	-	X
Yuma County	County Jail	1982	X	-	208	25,000	-	X
La Paz County	County Jail	1941	-	X	-	-	-	X
California			16	126	4,516	-	20	122
Alameda County	Co. Jail-Santa Rita	1946	X	-	1,500	50,000	-	X
	County Jail	1937	X	-	700	45,000	-	X
	Co. Male Work Furlough	1973	-	X	-	-	-	X
	Co. Female Work Furlough	1974	-	X	-	-	-	X
	Oakland City Jail	1961	-	X	-	-	X	-
Amador County	County Jail	1940	X	-	42	71,428	-	X
Butte County	County Jail	1965	-	X	-	-	-	X
Calaveras County	County Jail	1963	-	X	-	-	-	X
Colusa County	County Jail	1962	-	X	-	-	-	X
Contra Costa County	Sheriff's Rehab. Center	1937	-	X	-	-	-	X
	Work Furlough Center	1976	-	X	-	-	-	X
	Co. Detention Facility	1981	-	X	-	-	-	X
	Co. Jail-Men's Dormitory	1978	-	X	-	-	-	X
Del Norte County	County Jail	1964	-	X	-	-	-	X
El Dorado County	County Jail	1970	-	X	-	-	-	X
	County Jail	1973	-	X	-	-	X	-
Fresno County	County Jail	1942	-	X	-	-	-	X
	Industrial Farm	1959	-	X	-	-	-	X
Glenn County	County Jail	1930	X	-	80	35,000	-	X
Humboldt County	County Jail	1960	-	X	-	-	X	-
Imperial County	County Jail	1981	-	X	-	-	-	X
	Minimum Security Jail	1964	-	X	-	-	-	X
	Brawley City Jail	1925	-	X	-	-	-	X
Inyo County	County Jail	1958	-	X	-	-	-	X
Kern County	County Jail	1959	-	X	-	-	-	X
	Lerdo Min. Sec. Facility	1940	-	X	-	-	X	-
	Lerdo Max. Med. Facility	1940	-	X	-	-	-	X
Kings County	County Jail	1964	-	X	-	-	-	X
Lake County	County Jail	1969	-	X	-	-	-	X
Lassen County	County Jail	1970	-	X	-	-	-	X
Los Angeles County	Biscailuz Center	1947	-	X	-	-	X	-
	Hall of Justice Jail	1925	-	X	-	-	-	X
	Men's Central Jail	1964	-	X	-	-	X	-
	Honor Rancho-Min. Sec.	1939	X	-	320	7,000	-	X
	Sybil Brand Institute	1963	-	X	-	-	-	X
	Honor Rancho-Max. Sec.	1939	-	X	-	-	-	X
	Burbank City Jail	1961	-	X	-	-	-	X
	Glendale City Jail	1960	-	X	-	-	-	X
	Long Beach City Jail	1960	-	X	-	-	-	X
	Pasadena City Jail	1929	-	X	-	-	-	X
	Torrance City Jail	1981	-	X	-	-	-	X
Madera County	County Jail	1894	X	-	114	12,500	-	X
Marin County	County Jail	1969	-	X	-	-	-	X
Mariposa County	County Jail	1967	-	X	-	-	-	X
Mendocino County	Low Gap Detention Ctr.	1976	-	X	-	-	X	-
	Maximum Security Jail	1951	-	X	-	-	-	X
Merced County	Branch Jail	1948	-	X	-	-	-	X
	County Jail	1968	-	X	-	-	-	X
	Los Banos City Jail	1971	-	X	-	-	-	X
Modoc County	County Detention Center	1979	-	X	-	-	-	X
Mono County	County Jail	1964	-	X	-	-	-	X
Monterey County	County Jail	1977	-	X	-	-	X	-
	County Rehab. Center	1977	-	X	-	-	-	X
Napa County	Dept Of Corrections	1976	X	-	52	48,076	-	X
Nevada County	County Jail	1964	X	-	50	10,515	-	X

See footnotes at end of table.

Type of change--Con.								Name of county	Name of jail
Renovate jail and add beds--Con.		Renovate jail and remove beds		Close part of or entire jail		Number of beds	Number of beds		
Number of beds	Cost per bed	Change planned		Change planned					
		Yes	No	Yes	No				
-	-	-	5	-	-	5	-	Alaska	
-	-	-	X	-	-	X	-	Kenai Peninsula Borough	Seward City Jail
-	-	-	X	-	-	X	-	Kobuk Census Area	Kotzebue City Jail
-	-	-	X	-	-	X	-	Kodiak Island Borough	Kodiak City Jail
-	-	-	X	-	-	X	-	Sitka city and Borough	Sitka City Jail
-	-	-	X	-	-	X	-	Valdez-Cordova Area	Cordova City Jail
-	-	-	31	2	29	334	-	Arizona	
-	-	-	X	-	-	X	-	Apache County	County Jail
-	-	-	X	-	-	X	-	Cochise County	County Jail
-	-	-	X	X	-	X	8	Douglas County	Douglas City Jail
-	-	-	X	-	-	X	-	Coconino County	County Jail
-	-	-	X	-	-	X	-	Gila County	County Jail
-	-	-	X	-	-	X	-	Miami City Jail	Miami City Jail
-	-	-	X	-	-	X	-	Graham County	County Jail
-	-	-	X	-	-	X	-	Greenlee County	County Jail
-	-	-	X	-	-	X	-	Maricopa County	Co. Jail-Max. Security
-	-	-	X	-	-	X	-		Co. Jail-Med. Security
-	-	-	X	-	-	X	-		Co. Jail-Max. Security
-	-	-	X	-	-	X	-		County Jail
-	-	-	X	-	-	X	-		County Towers Jail
-	-	-	X	-	-	X	-		Medical Detention Center
-	-	-	X	-	-	X	-		Peoria City Jail
-	-	-	X	-	-	X	-		Tolleson City Jail
-	-	-	X	-	-	X	-	Mohave County	County Jail
-	-	-	X	-	-	X	-		County Honor Farm
-	-	-	X	-	-	X	-	Navajo County	County Jail
-	-	-	X	X	-	X	326	Pima County	Winslow City Jail
-	-	-	X	-	-	X	-		County Detention Center
-	-	-	X	-	-	X	-		County Jail Annex
-	-	-	X	-	-	X	-		County Jail Substation
-	-	-	X	-	-	X	-		South Tucson Town Jail
-	-	-	X	-	-	X	-	Pinal County	County Jail
-	-	-	X	-	-	X	-		Coolidge City Jail
-	-	-	X	-	-	X	-		Eloy City Jail
-	-	-	X	-	-	X	-	Santa Cruz County	County Jail
-	-	-	X	-	-	X	-	Yavapai County	County Jail
-	-	-	X	-	-	X	-	Yuma County	County Jail
-	-	-	X	-	-	X	-	La Paz County	County Jail
1,815	-	-	142	9	133	574	-	California	
-	-	-	X	-	-	X	-	Alameda County	Co. Jail-Santa Rita
-	-	-	X	-	-	X	-		County Jail
-	-	-	X	-	-	X	-		Co. Male Work Furlough
40	25,000	-	X	-	-	X	-		Co. Female Work Furlough
-	-	-	X	X	-	X	22	Amador County	Oakland City Jail
-	-	-	X	-	-	X	-		County Jail
-	-	-	X	-	-	X	-	Butte County	County Jail
-	-	-	X	-	-	X	-	Calaveras County	County Jail
-	-	-	X	-	-	X	-	Colusa County	County Jail
-	-	-	X	-	-	X	-	Contra Costa County	Sheriff's Rehab. Center
-	-	-	X	-	-	X	-		Work Furlough Center
-	-	-	X	-	-	X	-		Co. Detention Facility
-	-	-	X	-	-	X	-		Co. Jail-Men's Dormitory
64	55,000	-	X	-	-	X	-	Del Norte County	County Jail
-	-	-	X	-	-	X	-	El Dorado County	County Jail
-	-	-	X	-	-	X	-		County Jail
-	-	-	X	-	-	X	-	Fresno County	County Jail
-	-	-	X	-	-	X	-		Industrial Farm
28	31,214	-	X	X	-	X	55	Glenn County	County Jail
-	-	-	X	-	-	X	-	Humboldt County	County Jail
-	-	-	X	-	-	X	-	Imperial County	County Jail
-	-	-	X	-	-	X	-		Minimum Security Jail
-	-	-	X	-	-	X	-		Brawley City Jail
274	938	-	X	-	-	X	-	Inyo County	County Jail
-	-	-	X	-	-	X	-	Kern County	County Jail
-	-	-	X	-	-	X	-		County Jail
-	-	-	X	-	-	X	-		County Jail
-	-	-	X	-	-	X	-		County Jail
-	-	-	X	-	-	X	-		County Jail
98	2,000	-	X	-	-	X	-	Kings County	County Jail
-	-	-	X	-	-	X	-	Lake County	County Jail
-	-	-	X	-	-	X	-	Lassen County	County Jail
118	32,518	-	X	-	-	X	-	Los Angeles County	Biscailuz Center
-	-	-	X	-	-	X	-		Hall of Justice Jail
-	-	-	X	-	-	X	-		Men's Central Jail
-	-	-	X	-	-	X	-		Honor Rancho-Min. Sec.
-	-	-	X	-	-	X	-		Sybil Brand Institute
-	-	-	X	-	-	X	-		Honor Rancho-Max. Sec.
-	-	-	X	-	-	X	-		Burbank City Jail
-	-	-	X	-	-	X	-		Glendale City Jail
-	-	-	X	-	-	X	-		Long Beach City Jail
-	-	-	X	-	-	X	-		Pasadena City Jail
-	-	-	X	-	-	X	-		Torrance City Jail
-	-	-	X	-	-	X	-	Madera County	County Jail
-	-	-	X	-	-	X	-	Marin County	County Jail
-	-	-	X	-	-	X	-	Mariposa County	County Jail
96	32,000	-	X	-	-	X	-	Mendocino County	Low Gap Detention Ctr.
-	-	-	X	X	-	X	36		Maximum Security Jail
-	-	-	X	-	-	X	-	Merced County	Branch Jail
-	-	-	X	-	-	X	-		County Jail
-	-	-	X	-	-	X	-		Los Banos City Jail
-	-	-	X	-	-	X	-	Modoc County	County Detention Center
40	40,000	-	X	-	-	X	-	Mono County	County Jail
-	-	-	X	-	-	X	-	Monterey County	County Jail
-	-	-	X	-	-	X	-		County Rehab. Center
-	-	-	X	-	-	X	-	Napa County	Dept Of Corrections
-	-	-	X	-	-	X	-	Nevada County	County Jail

Table 10. Planned changes in jails and cost between June 30, 1983, and June 30, 1986—Con.

[X Indicates YES or NO. State total is sum of X's]

Name of county	Name of jail	Year jail built	Type of change					
			Build or acquire a new jail			Renovate jail and add beds		
			Change planned		Number of beds	Cost per bed	Change planned	
			Yes	No			Yes	No
California—Con.								
Orange County	County Jail.....	1968	X	-	384	50,000	-	X
	Theo Lacy Facility.....	1959	-	X	-	-	-	X
	J. A. Musick Facility.....	1963	-	X	-	-	-	X
	Anaheim City Jail.....	1963	-	X	-	-	-	X
	Costa Mesa City Jail.....	1967	-	X	-	-	-	X
	Newport Beach City Jail.....	1974	-	X	-	-	-	X
	San Clemente City Jail.....	1963	-	X	-	-	-	X
Placer County	County Jail.....	1935	X	-	82	45,122	-	X
	Minimum Security Jail.....	1978	-	X	-	-	-	X
Plumas County	County Jail.....	1976	-	X	-	-	X	-
Riverside County	Banning Rehab. Center.....	1937	-	X	-	-	-	X
	County Jail.....	1932	-	X	-	-	-	X
	County Jail.....	1958	-	X	-	-	-	X
	County Jail.....	1965	-	X	-	-	-	X
	Hemet City Jail.....	1960	-	X	-	-	-	X
	Perris City Jail.....	1970	-	X	-	-	-	X
Sacramento County	County Main Jail.....	1907	-	X	-	-	-	X
	Rio Consumnes Corr. Ctr.....	1960	-	X	-	-	X	-
	Co. Work Furlough Center.....	1978	X	-	238	21,000	-	X
San Benito County	County Jail.....	1950	-	X	-	-	-	X
San Bernardino County	County Jail.....	1972	-	X	-	-	-	X
	Glen Helen Rehab. Center.....	1960	-	X	-	-	-	X
San Diego County	Co. Work Furlough Center.....	1976	-	X	-	-	-	X
	Barrett Honor Camp.....	1957	-	X	-	-	X	-
	Descanso Detention Fac.....	1962	-	X	-	-	-	X
	Camp Morena.....	1954	-	X	-	-	-	X
	LaCima Conserv. Honor Camp.....	1965	-	X	-	-	-	X
	San Jose Honor Camp.....	1956	-	X	-	-	-	X
	West Folk Honor Camp.....	1965	-	X	-	-	-	X
	County Jail.....	1960	-	X	-	-	-	X
	Las Colinas Det. Fac.....	1977	-	X	-	-	-	X
	Vista Detention Facility.....	1979	-	X	-	-	-	X
San Francisco City/Co.	South Bay Detention Fac.....	1982	-	X	-	-	-	X
	San Francisco Jail No. 1.....	1962	-	X	-	-	-	X
	San Francisco Jail No. 3.....	1961	-	X	-	-	-	X
	San Francisco Jail No. 2.....	1934	-	X	-	-	-	X
	San Francisco Jail No. 4.....	1934	-	X	-	-	X	-
	Jail Hospital-Wrld 7D.....	1975	-	X	-	-	-	X
San Joaquin County	County Men's Jail.....	1959	-	X	-	-	-	X
	County Female Jail.....	1959	-	X	-	-	-	X
	Honor Farm.....	1946	-	X	-	-	-	X
San Luis Obispo County	County Jail.....	1971	-	X	-	-	-	X
San Mateo County	County Main Jail.....	1956	-	X	-	-	-	X
	Sheriff's Honor Camp.....	1963	-	X	-	-	-	X
	Co. Work Furlough Fac.....	1964	-	X	-	-	-	X
	Women's Corr. Facility.....	1980	-	X	-	-	-	X
	Medium Security Facility.....	1971	-	X	-	-	-	X
Santa Barbara County	Co. Detention Facility.....	1970	-	X	-	-	-	X
	Honor Farm.....	1959	X	-	34	1,470	-	X
Santa Clara County	Lompoc City Jail.....	1959	-	X	-	-	-	X
	County Main Jail.....	1958	-	X	-	-	-	X
	Elmwood Jail.....	1983	-	X	-	-	-	X
	North Co. Detention Fac.....	1964	-	X	-	-	-	X
	Womens Detention Facility.....	1963	-	X	-	-	X	-
	Co. Jail-Min. Security.....	1932	X	-	240	8,333	-	X
	Elmwood Jail-Mod. Fac.....	1982	-	X	-	-	X	-
	Womens Residential Ctr.....	1975	-	X	-	-	-	X
	Park Alameda Work Furl.....	1983	-	X	-	-	-	X
Santa Cruz County	Elmwood Jail-Medium Sec.....	1975	-	X	-	-	-	X
	County Jail.....	1937	-	X	-	-	-	X
	Rehabilitation Facility.....	1970	-	X	-	-	-	X
Shasta County	County Water St. Jail.....	1981	-	X	-	-	X	-
	County Jail.....	1939	X	-	240	75,000	-	X
	Crystal Creek Center.....	1958	-	X	-	-	-	X
	Co. Detention Annex.....	1982	-	X	-	-	-	X
Siskiyou County	County Jail.....	1915	-	X	-	-	-	X
Solano County	County Jail.....	1907	-	X	-	-	-	X
	Solano County Jail.....	1942	-	X	-	-	-	X
	Co. Detention Facility.....	1980	-	X	-	-	-	X
Sonoma County	County Jail.....	1966	-	X	-	-	-	X
	Minimum Security Jail.....	1959	-	X	-	-	X	-
Stanislaus County	County Jail.....	1955	-	X	-	-	-	X
	Honor Farm.....	1967	-	X	-	-	X	-
	County Women's Facility.....	1979	-	X	-	-	-	X
Sutter County	County Jail.....	1977	-	X	-	-	X	-
Tehama County	County Jail.....	1977	-	X	-	-	-	X
Trinity County	County Jail.....	1976	-	X	-	-	-	X
Tulare County	County Jail.....	1962	-	X	-	-	-	X
	Co. Correctional Center.....	1978	X	-	192	52,000	X	-
Tuolumne County	County Jail.....	1962	-	X	-	-	-	X
Ventura County	Co. Work Furlough Prog.....	1976	-	X	-	-	-	X
	County Jail.....	1981	-	X	-	-	X	-
	Honor Farm.....	1928	-	X	-	-	-	X
	Port Hueneme City Jail.....	1974	-	X	-	-	-	X
Yolo County	County Jail.....	1969	X	-	248	64,516	-	X
Yuba County	County Prison Farm.....	1941	-	X	-	-	-	X
	County Jail.....	1962	-	X	-	-	-	X
Colorado			7	53	1,432		4	56
Adams County	County Jail.....	1964	X	-	384	42,000	-	X
	Work Release Annex.....	1981	-	X	-	-	-	X
Alamosa County	County Jail.....	1927	-	X	-	-	-	X
Arapahoe County	County Jail.....	1946	X	-	500	22,000	-	X
	Aurora City Jail.....	1980	-	X	-	-	-	X
Archuleta County	County Jail.....	1940	X	-	15	21,552	-	X
Baca County	County Jail.....	1972	-	X	-	-	-	X
Bené County	County Jail.....	1910	-	X	-	-	-	X

See footnotes at end of table.

Type of change—Con.								Name of county	Name of jail
Renovate jail and add beds—Con.		Renovate jail and remove beds			Close part of or entire jail				
Number of beds	Cost per bed	Change planned		Number of beds	Change planned		Number of beds		
		Yes	No		Yes	No			
								California—Con.	
			X			X		Orange County	County Jail Theo Lacy Facility J. A. Musick Facility Anaheim City Jail Costa Mesa City Jail Newport Beach City Jail San Clemente City Jail
30	5,000		X		X		44	Placer County	County Jail Minimum Security Jail
			X		X			Plumas County	County Jail
			X		X			Riverside County	Banning Rehabil. Center County Jail County Jail County Jail Hemet City Jail Perris City Jail
100	45,000		X		X		96	Sacramento County	County Main Jail Rio Consumnes Corr. Ctr. Co. Work Furlough Center County Jail
			X		X			San Benito County	County Jail
			X		X			San Bernardino County	County Jail
36	13,055		X		X			San Diego County	Glen Helen Rehab. Center Co. Work Furlough Center Barrett Honor Camp Descanso Detention Fac. Camp Morena LaCima Consv. Honor Camp San Jose Honor Camp
			X		X				West Folk Honor Camp County Jail
			X		X				Las Colinas Det. Fac. Vista Detention Facility South Bay Detention Fac.
50	20,000		X		X			San Francisco City/Co.	San Francisco Jail No. 1 San Francisco Jail No. 3 San Francisco Jail No. 2 San Francisco Jail No. 4 Jail Hospital-Ward 7D
			X		X			San Joaquin County	County Men's Jail County Female Jail Honor Farm County Jail
			X		X			San Luis Obispo County	County Jail
			X		X			San Mateo County	County Main Jail Sheriff's Honor Camp Co. Work Furlough Fac. Women's Corr. Facility Medium Security Facility Co. Detention Facility Honor Farm
			X		X			Santa Barbara County	Lompoc City Jail County Main Jail Elmwood Jail
48	29,166		X		X			Santa Clara County	North Co. Detention Fac. Womens Detention Facility Co. Jail-Min. Security Elmwood Jail-Mod. Fac.
96	29,166		X		X		86		Womens Residential Ctr. Park Alameda Work Furl. Elmwood Jail-Medium Sec.
			X		X		118	Santa Cruz County	County Jail Rehabilitation Facility County Water St. Jail County Jail
138	36,232		X		X		41	Shasta County	Crystal Creek Center Co. Detention Annex County Jail
			X		X			Siskiyou County	County Jail
			X		X			Solano County	Solano County Jail Co. Detention Facility County Jail
114	52,631		X		X			Sonoma County	Minimum Security Jail
96	3,000		X		X			Stanislaus County	County Jail Honor Farm County Women's Facility
61	15,000		X		X			Sutter County	County Jail
			X		X			Tehama County	County Jail
			X		X			Trinity County	County Jail
76	7,800		X		X			Tulare County	County Jail
			X		X			Tuolumne County	Co. Correctional Center County Jail
212	26,385		X		X			Ventura County	Co. Work Furlough Prog. County Jail Honor Farm Port Hueneme City Jail
			X		X			Yolo County	County Jail
			X		X		76	Yuba County	County Prison Farm County Jail
187		1	59	37	2	58	33	Colorado	
			X		X			Adams County	County Jail Work Release Annex
			X		X			Alamosa County	County Jail
			X		X			Arapahoe County	County Jail
			X		X				Aurora City Jail
			X		X			Archuleta County	County Jail
			X		X			Baca County	County Jail
			X		X			Bent County	County Jail

Table 10. Planned changes in jails and cost between June 30, 1983, and June 30, 1986—Con.

[X Indicates YES or NO. State total is sum of X's]

Name of county	Name of jail	Year jail built	Type of change					
			Build or acquire a new jail				Renovate jail and add beds	
			Change planned		Number of beds	Cost per bed	Change planned	
			Yes	No			Yes	No
Colorado—Con.								
Boulder County	County Jail.....	1976	-	X	-	-	X	-
Chaffee County	County Jail.....	1971	-	X	-	-	-	X
Cheyenne County	County Jail.....	1962	-	X	-	-	X	-
Clear Creek County	County Jail.....	1977	-	X	-	-	-	X
Conejos County	County Jail.....	1960	-	X	-	-	-	X
Costilla County	County Jail.....	1964	-	X	-	-	-	X
Delta County	County Jail.....	1958	-	X	-	-	-	X
Denver City and County	County Jail.....	1956	-	X	-	-	X	-
Douglas County	County Jail.....	1978	-	X	-	-	-	X
Eagle County	County Corr. Facility.....	1930	-	X	-	-	X	-
Elbert County	County Jail.....	1912	-	X	-	-	-	X
El Paso County	County Jail.....	1974	-	X	-	-	-	X
	Community Corrections.....	1982	-	X	-	-	-	X
Fremont County	County Jail.....	1890	-	X	-	-	-	X
Garfield County	County Jail.....	1965	-	X	-	-	-	X
Gilpin County	County Jail.....	1901	-	X	-	-	-	X
Grand County	County Jail.....	1983	-	X	-	-	-	X
Gunnison County	County Jail.....	1980	-	X	-	-	-	X
Huerfano County	County Jail.....	1896	-	X	-	-	-	X
Jackson County	County Jail.....	1913	-	X	-	-	-	X
Jefferson County	County Jail.....	1958	X	-	413	30,000	-	X
	Work Ed. Release Program.....	1981	-	X	-	-	-	X
Kit Carson County	County Jail.....	1948	-	X	-	-	-	X
Lake County	County Jail.....	1957	-	X	-	-	-	X
La Plata County	County Jail.....	1864	-	X	-	-	-	X
Larimer County	County Jail.....	1983	-	X	-	-	-	X
Las Animas County	County Jail.....	1918	-	X	-	-	-	X
Lincoln County	County Jail.....	1971	-	X	-	-	-	X
Logan County	County Jail.....	1956	-	X	-	-	-	X
Mesa County	County Jail.....	1963	-	X	-	-	-	X
	County Work Release.....	1971	-	X	-	-	-	X
Moffat County	County Jail.....	1963	-	X	-	-	-	X
	Corr. Alt. Placement.....	1982	-	X	-	-	-	X
Montezuma County	County Jail.....	1975	-	X	-	-	-	X
Montrose County	County Jail.....	1968	-	X	-	-	-	X
Morgan County	County Jail.....	1921	X	-	60	50,000	-	X
Otero County	County Jail.....	1970	-	X	-	-	-	X
Phillips County	County Jail.....	1930	-	X	-	-	-	X
Pitkin County	County Jail.....	1890	X	-	25	100,000	-	X
Prowers County	County Jail.....	1956	-	X	-	-	-	X
Pueblo County	Detention and Corr. Fac.....	1981	-	X	-	-	-	X
	Detention Fac.-Annex 3.....	1975	-	X	-	-	-	X
Rio Blanco County	County Jail.....	1956	-	X	-	-	-	X
Rio Grande County	County Jail.....	1976	-	X	-	-	-	X
Routt County	County Jail.....	1923	-	X	-	-	-	X
Saguache County	County Jail.....	1957	-	X	-	-	-	X
Sedgwick County	County Jail.....	1938	-	X	-	-	-	X
Summit County	County Jail.....	1972	X	-	35	40,000	-	X
Teller County	County Jail.....	1901	-	X	-	-	-	X
Washington County	County Jail.....	1940	-	X	-	-	-	X
Weld County	County Jail.....	1978	-	X	-	-	-	X
Yuma County	County Jail.....	1964	-	X	-	-	-	X
Idaho				-	36	-	-	36
Ada County	County Jail.....	1977	-	X	-	-	-	X
Adams County	County Jail.....	1914	-	X	-	-	-	X
Bannock County	County Jail.....	1955	-	X	-	-	-	X
Bear Lake County	Montpelier City Jail.....	1916	-	X	-	-	-	X
Benewah County	County Jail.....	1925	-	X	-	-	-	X
Bingham County	County Jail.....	1967	-	X	-	-	-	X
Blaine County	County Jail.....	1973	-	X	-	-	-	X
Bonneville County	County Jail.....	1977	-	X	-	-	-	X
Boundary County	County Jail.....	1981	-	X	-	-	-	X
Canyon County	County Jail.....	1951	-	X	-	-	-	X
	Nampa City Jail.....	1977	-	X	-	-	-	X
Caribou County	County Jail.....	1918	-	X	-	-	-	X
Cassia County	County Jail.....	1974	-	X	-	-	-	X
Clark County	County Jail.....	1977	-	X	-	-	-	X
Clearwater County	County Jail.....	1917	-	X	-	-	-	X
Elmore County	County Jail.....	1976	-	X	-	-	-	X
Franklin County	County Jail.....	1939	-	X	-	-	-	X
Fremont County	County Jail.....	1981	-	X	-	-	-	X
Gem County	County Jail.....	1936	-	X	-	-	-	X
Gooding County	County Jail.....	1969	-	X	-	-	-	X
Idaho County	County Jail.....	1954	-	X	-	-	-	X
Jefferson County	County Jail.....	1974	-	X	-	-	-	X
Jerome County	County Jail.....	1975	-	X	-	-	-	X
Latah County	County Jail.....	1973	-	X	-	-	-	X
Lemhi County	County Jail.....	1976	-	X	-	-	-	X
Lewis County	County Jail.....	1975	-	X	-	-	-	X
Madison County	County Jail.....	1974	-	X	-	-	-	X
Minidoka County	County Jail.....	1974	-	X	-	-	-	X
Nez Perce County	County Jail.....	1924	-	X	-	-	-	X
Owyhee County	County Jail.....	1932	-	X	-	-	-	X
Payette County	County Jail.....	1973	-	X	-	-	-	X
Power County	County Jail.....	1979	-	X	-	-	-	X
Shoshone County	County Jail.....	1973	-	X	-	-	-	X
Twin Falls County	County Jail.....	1911	-	X	-	-	-	X
Valley County	County Jail.....	1958	-	X	-	-	-	X
Washington County	County Jail.....	1940	-	X	-	-	-	X

See footnotes at end of table.

Type of change—Con.								Name of county	Name of jail
Renovate jail and add beds—Con.		Renovate jail and remove beds			Close part of or entire jail				
Number of beds	Cost per bed	Change planned		Number of beds	Change planned		Number of beds		
		Yes	No		Yes	No			
Colorado—Con.									
63	42,000	-	X	-	-	X	-	Boulder County	County Jail
4	10,000	-	X	-	-	X	-	Chaffee County	County Jail
-	-	-	X	-	-	X	-	Cheyenne County	County Jail
-	-	-	X	-	-	X	-	Clear Creek County	County Jail
-	-	-	X	-	-	X	-	Conejos County	County Jail
-	-	-	X	-	-	X	-	Costilla County	County Jail
100	2,375	-	X	-	-	X	-	Jolla County	County Jail
20	28,150	-	X	-	-	X	-	Denver City and County	County Jail
-	-	-	X	-	-	X	-	Douglas County	County Jail
-	-	-	X	-	-	X	-	Eagle County	County Corr. Facility
-	-	-	X	-	-	X	-	Elbert County	County Jail
-	-	-	X	-	-	X	-	El Paso County	County Jail
-	-	-	X	-	-	X	-		Community Corrections
-	-	-	X	-	-	X	-	Fremont County	County Jail
-	-	-	X	-	-	X	-	Garfield County	County Jail
-	-	-	X	-	-	X	-	Gilpin County	County Jail
-	-	-	X	-	-	X	-	Grand County	County Jail
-	-	-	X	-	-	X	-	Gunnison County	County Jail
-	-	-	X	-	-	X	-	Huerfano County	County Jail
-	-	X	-	37	-	X	-	Jackson County	County Jail
-	-	-	X	-	-	X	-	Jefferson County	County Jail
-	-	-	X	-	-	X	-		Work Ed. Release Program
-	-	-	X	-	-	X	-	Kit Carson County	County Jail
-	-	-	X	-	-	X	-	Lake County	County Jail
-	-	-	X	-	-	X	-	La Plata County	County Jail
-	-	-	X	-	-	X	-	Larimer County	County Jail
-	-	-	X	-	-	X	-	Las Animas County	County Jail
-	-	-	X	-	-	X	-	Lincoln County	County Jail
-	-	-	X	-	-	X	-	Logan County	County Jail
-	-	-	X	-	-	X	-	Mesa County	County Jail
-	-	-	X	-	-	X	-		County Work Release
-	-	-	X	-	-	X	-	Moffat County	County Jail
-	-	-	X	-	-	X	-		Corr. Alt. Placement
-	-	-	X	-	-	X	-	Montezuma County	County Jail
-	-	-	X	-	-	X	-	Montrose County	County Jail
-	-	-	X	-	X	-	19	Morgan County	County Jail
-	-	-	X	-	-	X	-	Otero County	County Jail
-	-	-	X	-	-	X	-	Phillips County	County Jail
-	-	-	X	-	-	X	-	Pitkin County	County Jail
-	-	-	X	-	-	X	-	Prowers County	County Jail
-	-	-	X	-	-	X	-	Pueblo County	Detention and Corr. Fac.
-	-	-	X	-	-	X	-		Detention Fac.-Annex 3
-	-	-	X	-	-	X	-	Rio Blanco County	County Jail
-	-	-	X	-	-	X	-	Rio Grande County	County Jail
-	-	-	X	-	-	X	-	Routt County	County Jail
-	-	-	X	-	-	X	-	Saguache County	County Jail
-	-	-	X	-	-	X	-	Sedgwick County	County Jail
-	-	-	X	-	X	-	14	Summit County	County Jail
-	-	-	X	-	-	X	-	Teller County	County Jail
-	-	-	X	-	-	X	-	Washington County	County Jail
-	-	-	X	-	-	X	-	Weld County	County Jail
-	-	-	X	-	-	X	-	Yuma County	County Jail
-	-	-	X	36	-	X	36	Idaho	
-	-	-	X	-	-	X	-	Ada County	County Jail
-	-	-	X	-	-	X	-	Adams County	County Jail
-	-	-	X	-	-	X	-	Bannock County	County Jail
-	-	-	X	-	-	X	-	Bear Lake County	Montpelier City Jail
-	-	-	X	-	-	X	-	Benewah County	County Jail
-	-	-	X	-	-	X	-	Bingham County	County Jail
-	-	-	X	-	-	X	-	Blaine County	County Jail
-	-	-	X	-	-	X	-	Bonneville County	County Jail
-	-	-	X	-	-	X	-	Boundary County	County Jail
-	-	-	X	-	-	X	-	Canyon County	County Jail
-	-	-	X	-	-	X	-		Nampa City Jail
-	-	-	X	-	-	X	-	Caribou County	County Jail
-	-	-	X	-	-	X	-	Cassia County	County Jail
-	-	-	X	-	-	X	-	Clark County	County Jail
-	-	-	X	-	-	X	-	Clearwater County	County Jail
-	-	-	X	-	-	X	-	Elmore County	County Jail
-	-	-	X	-	-	X	-	Franklin County	County Jail
-	-	-	X	-	-	X	-	Fremont County	County Jail
-	-	-	X	-	-	X	-	Gem County	County Jail
-	-	-	X	-	-	X	-	Gooding County	County Jail
-	-	-	X	-	-	X	-	Idaho County	County Jail
-	-	-	X	-	-	X	-	Jefferson County	County Jail
-	-	-	X	-	-	X	-	Jerome County	County Jail
-	-	-	X	-	-	X	-	Latah County	County Jail
-	-	-	X	-	-	X	-	Lemhi County	County Jail
-	-	-	X	-	-	X	-	Lewis County	County Jail
-	-	-	X	-	-	X	-	Madison County	County Jail
-	-	-	X	-	-	X	-	Minidoka County	County Jail
-	-	-	X	-	-	X	-	Nez Perce County	County Jail
-	-	-	X	-	-	X	-	Owyhee County	County Jail
-	-	-	X	-	-	X	-	Payette County	County Jail
-	-	-	X	-	-	X	-	Power County	County Jail
-	-	-	X	-	-	X	-	Shoshone County	County Jail
-	-	-	X	-	-	X	-	Twin Falls County	County Jail
-	-	-	X	-	-	X	-	Valley County	County Jail
-	-	-	X	-	-	X	-	Washington County	County Jail

Table 10. Planned changes in jails and cost between June 30, 1983, and June 30, 1986—Con.

[X Indicates YES or NO. State total is sum of X's]

Name of county	Name of jail	Year jail built	Type of change					
			Build or acquire a new jail			Renovate jail and add beds		
			Change planned		Number of beds	Cost per bed	Change planned	
			Yes	No			Yes	No
Montana			3	47	145			50
Beaverhead County	County Jail.....	1976	-	X	-	-	-	X
Big Horn County	County Jail.....	1979	-	X	-	-	-	X
Blaine County	County Jail.....	1980	-	X	-	-	-	X
	Harlem City Jail.....	1968	-	X	-	-	-	X
Broadwater County	County Jail.....	1935	-	X	-	-	-	X
Carbon County	County Jail.....	1899	-	X	-	-	-	X
Cascade County	County Jail.....	1911	X	-	80	82,500	-	X
	Great Falls City Jail.....	1972	-	X	-	-	-	X
Chouteau County	County Jail.....	1881	-	X	-	-	-	X
Custer County	County Jail.....	1950	-	X	-	-	-	X
Daniels County	County Jail.....	1930	-	X	-	-	-	X
Dawson County	County Jail.....	1920	-	X	-	-	-	X
Anaconda-Deer Lodge Co.	County Jail.....	1900	X	-	20	56,000	-	X
Fallon County	County Jail.....	1975	-	X	-	-	-	X
Fergus County	County Jail.....	1977	-	X	-	-	-	X
Flathead County	County Jail.....	1903	-	X	-	-	-	X
Gallatin County	County Jail.....	1981	-	X	-	-	-	X
Glacier County	County Jail.....	1938	-	X	-	-	-	X
	Cut Bank City Jail.....	1930	-	X	-	-	-	X
Granite County	County Jail.....	1896	-	X	-	-	-	X
Hill County	County Jail.....	1918	-	X	-	-	-	X
	Havre City Jail.....	1971	-	X	-	-	-	X
Jefferson County	County Jail.....	1894	-	X	-	-	-	X
Lake County	County Jail.....	1976	-	X	-	-	-	X
Lewis and Clark County	County Jail.....	1891	X	-	45	70,000	-	X
Liberty County	County Jail.....	1945	-	X	-	-	-	X
Lincoln County	County Jail.....	1979	-	X	-	-	-	X
Madison County	County Jail.....	1876	-	X	-	-	-	X
Mineral County	County Jail.....	1914	-	X	-	-	-	X
Missoula County	County Jail.....	1966	-	X	-	-	-	X
Musselshell County	County Jail.....	1914	-	X	-	-	-	X
Park County	County Jail.....	1977	-	X	-	-	-	X
Phillips County	County Jail.....	1914	-	X	-	-	-	X
Pondera County	County Jail.....	1938	-	X	-	-	-	X
Powder River County	County Jail.....	1980	-	X	-	-	-	X
Powell County	County Jail.....	1978	-	X	-	-	-	X
Prairie County	County Jail.....	1920	-	X	-	-	-	X
Ravalli County	County Jail.....	1976	-	X	-	-	-	X
Richland County	County Jail.....	1930	-	X	-	-	-	X
Roosevelt County	County Jail.....	1975	-	X	-	-	-	X
Rosebud County	County Jail.....	1979	-	X	-	-	-	X
Sanders County	County Jail.....	1981	-	X	-	-	-	X
Sheridan County	County Jail.....	1935	-	X	-	-	-	X
Butte-Silver Bow County	County Jail.....	1907	-	X	-	-	-	X
Stillwater County	County Jail.....	1910	-	X	-	-	-	X
Teton County	County Jail.....	1893	-	X	-	-	-	X
Toole County	County Jail.....	1975	-	X	-	-	-	X
Valley County	County Jail.....	1973	-	X	-	-	-	X
Wheatland County	County Jail.....	1920	-	X	-	-	-	X
Yellowstone County	County Jail.....	1962	-	X	-	-	-	X
Nevada			1	22	860			23
Churchill County	County Jail.....	1973	-	X	-	-	-	X
	Fallon City Jail.....	1931	-	X	-	-	-	X
Clark County	County Jail.....	1960	X	-	860	43,000	-	X
	Las Vegas Misdemeanant.....	1982	-	X	-	-	-	X
	Henderson City Jail.....	1963	-	X	-	-	-	X
	No. Las Vegas City Jail.....	1976	-	X	-	-	-	X
Douglas County	County Jail.....	1915	-	X	-	-	-	X
Elko County	County Jail.....	1911	-	X	-	-	-	X
Esmeralda County	County Jail.....	1907	-	X	-	-	-	X
Eureka County	County Jail.....	1867	-	X	-	-	-	X
Humboldt County	County Jail.....	1977	-	X	-	-	-	X
Lander County	Austin Jail.....	1930	-	X	-	-	-	X
Lyon County	County Jail.....	1976	-	X	-	-	-	X
Mineral County	Hawthorne Town Jail.....	1974	-	X	-	-	-	X
Nye County	County Jail.....	1905	-	X	-	-	-	X
	County Jail.....	1975	-	X	-	-	-	X
Carson City city area	Carson City Jail.....	1966	-	X	-	-	-	X
Pershing County	County Jail.....	1975	-	X	-	-	-	X
Washoe County	County Jail.....	1961	-	X	-	-	-	X
	County Detention Center.....	1981	-	X	-	-	-	X
	Reno City Jail.....	1961	-	X	-	-	-	X
	Sparks City Jail.....	1970	-	X	-	-	-	X
White Pine County	County Jail.....	1976	-	X	-	-	-	X

See footnotes at end of table.

Type of change—Con.								Name of county	Name of jail
Renovate jail and add beds—Con.		Renovate jail and remove beds		Close part of or entire jail		Number of beds			
Number of beds	Cost per bed	Change planned		Change planned					
		Yes	No	Yes	No				
-	-	1	49	4	1	49	43	Montana	
-	-	-	X	-	-	X	-	Beaverhead County	County Jail
-	-	-	X	-	-	X	-	Big Horn County	County Jail
-	-	-	X	-	-	X	-	Blaine County	County Jail
-	-	-	X	-	-	X	-	Broadwater County	Harlem City Jail
-	-	-	X	-	-	X	-	Carbon County	County Jail
-	-	X	-	4	-	-	-	Cascade County	County Jail
-	-	-	X	-	-	X	-	Chouteau County	Great Falls City Jail
-	-	-	X	-	-	X	-	Custer County	County Jail
-	-	-	X	-	-	X	-	Daniels County	County Jail
-	-	-	X	-	-	X	-	Dawson County	County Jail
-	-	-	X	-	-	X	-	Anaconda-Deer Lodge Co.	County Jail
-	-	-	X	-	-	X	-	Fallon County	County Jail
-	-	-	X	-	-	X	-	Fergus County	County Jail
-	-	-	X	-	-	X	-	Flathead County	County Jail
-	-	-	X	-	-	X	-	Gallatin County	County Jail
-	-	-	X	-	-	X	-	Glacier County	County Jail
-	-	-	X	-	-	X	-	Granite County	Cut Bank City Jail
-	-	-	X	-	-	X	-	Hill County	County Jail
-	-	-	X	-	-	X	-	Jefferson County	Havre City Jail
-	-	-	X	-	-	X	-	Lake County	County Jail
-	-	-	X	-	X	-	43	Lewis and Clark County	County Jail
-	-	-	X	-	-	X	-	Liberty County	County Jail
-	-	-	X	-	-	X	-	Lincoln County	County Jail
-	-	-	X	-	-	X	-	Madison County	County Jail
-	-	-	X	-	-	X	-	Mineral County	County Jail
-	-	-	X	-	-	X	-	Missoula County	County Jail
-	-	-	X	-	-	X	-	Musselshell County	County Jail
-	-	-	X	-	-	X	-	Park County	County Jail
-	-	-	X	-	-	X	-	Phillips County	County Jail
-	-	-	X	-	-	X	-	Pondera County	County Jail
-	-	-	X	-	-	X	-	Powder River County	County Jail
-	-	-	X	-	-	X	-	Powell County	County Jail
-	-	-	X	-	-	X	-	Prairie County	County Jail
-	-	-	X	-	-	X	-	Ravalli County	County Jail
-	-	-	X	-	-	X	-	Richland County	County Jail
-	-	-	X	-	-	X	-	Roosevelt County	County Jail
-	-	-	X	-	-	X	-	Rosebud County	County Jail
-	-	-	X	-	-	X	-	Sanders County	County Jail
-	-	-	X	-	-	X	-	Sheridan County	County Jail
-	-	-	X	-	-	X	-	Butte-Silver Bow County	County Jail
-	-	-	X	-	-	X	-	Stillwater County	County Jail
-	-	-	X	-	-	X	-	Teton County	County Jail
-	-	-	X	-	-	X	-	Toole County	County Jail
-	-	-	X	-	-	X	-	Vailey County	County Jail
-	-	-	X	-	-	X	-	Wheatland County	County Jail
-	-	-	X	-	-	X	-	Yellowstone County	County Jail
-	-	-	23	-	-	23	-	Nevada	
-	-	-	X	-	-	X	-	Churchill County	County Jail
-	-	-	X	-	-	X	-	Fallon City Jail	Fallon City Jail
-	-	-	X	-	-	X	-	Clark County	County Jail
-	-	-	X	-	-	X	-	Las Vegas Misdemeanant	Las Vegas Misdemeanant
-	-	-	X	-	-	X	-	Henderson City Jail	Henderson City Jail
-	-	-	X	-	-	X	-	No. Las Vegas City Jail	No. Las Vegas City Jail
-	-	-	X	-	-	X	-	Douglas County	County Jail
-	-	-	X	-	-	X	-	Elko County	County Jail
-	-	-	X	-	-	X	-	Esmeralda County	County Jail
-	-	-	X	-	-	X	-	Eureka County	County Jail
-	-	-	X	-	-	X	-	Humboldt County	County Jail
-	-	-	X	-	-	X	-	Lander County	Austin Jail
-	-	-	X	-	-	X	-	Lyon County	County Jail
-	-	-	X	-	-	X	-	Mineral County	Hawthorne Town Jail
-	-	-	X	-	-	X	-	Nye County	County Jail
-	-	-	X	-	-	X	-	Carson City city area	County Jail
-	-	-	X	-	-	X	-	Pershing County	Carson City Jail
-	-	-	X	-	-	X	-	Washoe County	County Jail
-	-	-	X	-	-	X	-	County Detention Center	County Detention Center
-	-	-	X	-	-	X	-	Reno City Jail	Reno City Jail
-	-	-	X	-	-	X	-	Sparks City Jail	Sparks City Jail
-	-	-	X	-	-	X	-	White Pine County	County Jail

Table 10. Planned changes in jails and cost between June 30, 1983, and June 30, 1986—Con.

[X Indicates YES or NO. State total is sum of X's]

Name of county	Name of jail	Year jail built	Type of change					
			Build or acquire a new jail				Renovate jail and add beds	
			Change planned		Number of beds	Cost per bed	Change planned	
			Yes	No			Yes	No
New Mexico			3	32	386		1	34
Bernalillo County	City-County Jail.....	1978	-	X	-	-	X	-
	City-Co. Satellite Jail.....	1983	-	X	-	-	-	X
Catron County	County Jail.....	1969	-	X	-	-	-	X
Chaves County	County Jail.....	1912	-	X	-	-	-	X
Collax County	County Jail.....	1935	-	X	-	-	-	X
Curry County	County Jail.....	1936	X	-	80	40,000	-	X
	Clovis City Jail.....	1960	-	X	-	-	-	X
De Baca County	County Jail.....	1930	-	X	-	-	-	X
Dona Ana County	County Jail.....	1967	-	X	-	-	-	X
Eddy County	County Jail.....	1913	-	X	-	-	-	X
	Artesia City Jail.....	1978	-	X	-	-	-	X
Grant County	County Jail.....	1975	-	X	-	-	-	X
Guadalupe County	County Jail.....	1960	-	X	-	-	-	X
Hidalgo County	County Jail.....	1971	-	X	-	-	-	X
Lea County	County Jail.....	1937	X	-	206	26,699	-	X
	Hobbs City Jail.....	1952	-	X	-	-	-	X
Lincoln County	County Jail.....	1965	-	X	-	-	-	X
Los Alamos County	County Jail.....	1977	-	X	-	-	-	X
Luna County	County Jail.....	1975	-	X	-	-	-	X
McKinley County	Gallup City Jail.....	1971	-	X	-	-	-	X
Mora County	County Jail.....	1972	-	X	-	-	-	X
Otero County	County Jail.....	1975	-	X	-	-	-	X
Quay County	County Detention Center.....	1979	-	X	-	-	-	X
Rio Arriba County	County Jail.....	1971	-	X	-	-	-	X
Roosevelt County	County Jail.....	1937	-	X	-	-	-	X
Sandoval County	County Jail.....	1926	-	X	-	-	-	X
San Juan County	County Detention Center.....	1981	X	-	100	20,000	-	X
Santa Fe County	County Detention Center.....	1937	-	X	-	-	-	X
Sierra County	County Jail.....	1939	-	X	-	-	-	X
Socorro County	County Jail.....	1970	-	X	-	-	-	X
Taos County	County Jail.....	1933	-	X	-	-	-	X
Torrance County	County Jail.....	1967	-	X	-	-	-	X
Union County	Clayton City Jail.....	1970	-	X	-	-	-	X
Valencia County	County Jail.....	1960	-	X	-	-	-	X
Cibola County	Grants City Jail.....	1971	-	X	-	-	-	X
Oregon			2	37	855			39
Benton County	County Jail.....	1975	-	X	-	-	-	X
Clackamas County	County Jail.....	1983	-	X	-	-	-	X
Clatsop County	Co. Detention Facility.....	1980	-	X	-	-	-	X
	Seaside City Jail.....	1914	-	X	-	-	-	X
Columbia County	County Jail.....	1968	-	X	-	-	-	X
Coos County	County Jail.....	1977	-	X	-	-	-	X
Crook County	Prineville City Jail.....	1957	-	X	-	-	-	X
Curry County	County Jail.....	1973	-	X	-	-	-	X
Deschutes County	County Jail.....	1979	-	X	-	-	-	X
Douglas County	County Jail.....	1976	-	X	-	-	-	X
	Reedsport City Jail.....	1967	-	X	-	-	-	X
	Roseburg City Jail.....	1961	-	X	-	-	-	X
Grant County	County Jail.....	1950	-	X	-	-	-	X
Harney County	County Jail.....	1961	-	X	-	-	-	X
Hood River County	County Jail.....	1953	-	X	-	-	-	X
Jackson County	County Jail.....	1981	-	X	-	-	-	X
	Co. Work Release Center.....	1977	-	X	-	-	-	X
Jefferson County	County Jail.....	1961	-	X	-	-	-	X
Josephine County	County Corr. Facility.....	1975	-	X	-	-	-	X
Klamath County	County Jail.....	1924	-	X	-	-	-	X
Lake County	County Jail.....	1953	-	X	-	-	-	X
Lane County	County Jail.....	1979	-	X	-	-	-	X
	Oakridge City Jail.....	1965	-	X	-	-	-	X
Lincoln County	County Jail.....	1946	-	X	-	-	-	X
Linn County	County Jail.....	1939	-	X	-	-	-	X
	Albany City Jail.....	1965	-	X	-	-	-	X
Malheur County	County Jail.....	1964	-	X	-	-	-	X
Marion County	County Jail.....	1954	X	-	385	32,207	-	X
	Co. Restitution Center.....	1979	-	X	-	-	-	X
Multnomah County	County Corr. Institution.....	1960	-	X	-	-	-	X
	Rocky Butte Jail.....	1946	X	-	470	75,300	-	X
	Claire Argow Womens Ctr.....	1957	-	X	-	-	-	X
Polk County	County Jail.....	1965	-	X	-	-	-	X
Umatilla County	County Jail.....	1954	-	X	-	-	-	X
	Hermiston City Jail.....	1972	-	X	-	-	-	X
Union County	County Corr. Facility.....	1979	-	X	-	-	-	X
Wasco County	County Jail.....	1814	-	X	-	-	-	X
Washington County	County Jail.....	1971	-	X	-	-	-	X
Yamhill County	County Jail.....	1954	-	X	-	-	-	X
Utah			3	21	330		1	23
Beaver County	County Jail.....	1973	-	X	-	-	-	X
Box Elder County	County Jail.....	1920	-	X	-	-	-	X
Cache County	County Jail.....	1964	X	-	100	40,000	-	X
Carbon County	County Jail.....	1958	-	X	-	-	-	X
Davis County	County Jail.....	1962	-	X	-	-	-	X
Duchesne County	County Jail.....	1977	-	X	-	-	-	X
Emery County	County Jail.....	1977	-	X	-	-	-	X
Garfield County	County Jail.....	1938	-	X	-	-	-	X
Grand County	County Jail.....	1965	-	X	-	-	-	X
Iron County	County Jail.....	1932	X	-	70	40,000	-	X
Juab County	County Jail.....	1974	-	X	-	-	-	X
Kane County	County Jail.....	1982	-	X	-	-	-	X
Rich County	County Jail.....	1979	-	X	-	-	-	X
Salt Lake County	County Jail.....	1966	-	X	-	-	-	X
San Juan County	County Jail.....	1956	-	X	-	-	-	X

See footnotes at end of table.

Type of change--Con.								Name of county	Name of jail
Renovate jail and add beds--Con.		Renovate jail and remove beds		Close part of or entire jail					
Number of beds	Cost per bed	Change planned		Number of beds	Change planned		Number of beds		
		Yes	No		Yes	No			
200		-	35	-	1	34	44	New Mexico	
200	22,500	-	X	-	-	X	-	Bernalillo County	City-County Jail
-	-	-	X	-	-	X	-	Bernalillo County	City-Co. Satellite Jail
-	-	-	X	-	-	X	-	Catron County	County Jail
-	-	-	X	-	-	X	-	Chaves County	County Jail
-	-	-	X	-	-	X	-	Colfax County	County Jail
-	-	-	X	-	X	-	44	Curry County	County Jail
-	-	-	X	-	-	X	-	Curry County	Clovis City Jail
-	-	-	X	-	-	X	-	De Baca County	County Jail
-	-	-	X	-	-	X	-	Dona Ana County	County Jail
-	-	-	X	-	-	X	-	Eddy County	County Jail
-	-	-	X	-	-	X	-	Grant County	Artesia City Jail
-	-	-	X	-	-	X	-	Grant County	County Jail
-	-	-	X	-	-	X	-	Guadalupe County	County Jail
-	-	-	X	-	-	X	-	Hidalgo County	County Jail
-	-	-	X	-	-	X	-	Lea County	County Jail
-	-	-	X	-	-	X	-	Lincoln County	Hobbs City Jail
-	-	-	X	-	-	X	-	Lincoln County	County Jail
-	-	-	X	-	-	X	-	Los Alamos County	County Jail
-	-	-	X	-	-	X	-	Luna County	County Jail
-	-	-	X	-	-	X	-	McKinley County	Gallup City Jail
-	-	-	X	-	-	X	-	Mora County	County Jail
-	-	-	X	-	-	X	-	Otero County	County Jail
-	-	-	X	-	-	X	-	Quay County	County Detention Center
-	-	-	X	-	-	X	-	Rio Arriba County	County Jail
-	-	-	X	-	-	X	-	Roosevelt County	County Jail
-	-	-	X	-	-	X	-	Sandoval County	County Jail
-	-	-	X	-	-	X	-	San Juan County	County Detention Center
-	-	-	X	-	-	X	-	Santa Fe County	County Detention Center
-	-	-	X	-	-	X	-	Sierra County	County Jail
-	-	-	X	-	-	X	-	Socorro County	County Jail
-	-	-	X	-	-	X	-	Taos County	County Jail
-	-	-	X	-	-	X	-	Torrance County	County Jail
-	-	-	X	-	-	X	-	Union County	Clayton City Jail
-	-	-	X	-	-	X	-	Valencia County	County Jail
-	-	-	X	-	-	X	-	Cibola County	Grants City Jail
-	-	-	39	-	3	36	474	Oregon	
-	-	-	X	-	-	X	-	Benton County	County Jail
-	-	-	X	-	-	X	-	Clackamas County	County Jail
-	-	-	X	-	-	X	-	Clatsop County	Co. Detention Facility
-	-	-	X	-	-	X	-	Clatsop County	Seaside City Jail
-	-	-	X	-	-	X	-	Columbia County	County Jail
-	-	-	X	-	-	X	-	Coos County	County Jail
-	-	-	X	-	-	X	-	Crook County	Prineville City Jail
-	-	-	X	-	-	X	-	Curry County	County Jail
-	-	-	X	-	-	X	-	Deschutes County	County Jail
-	-	-	X	-	-	X	-	Douglas County	County Jail
-	-	-	X	-	-	X	-	Douglas County	Reedsport City Jail
-	-	-	X	-	-	X	-	Douglas County	Roseburg City Jail
-	-	-	X	-	-	X	-	Grant County	County Jail
-	-	-	X	-	-	X	-	Harney County	County Jail
-	-	-	X	-	-	X	-	Hood River County	County Jail
-	-	-	X	-	-	X	-	Jackson County	County Jail
-	-	-	X	-	-	X	-	Jackson County	Co. Work Release Center
-	-	-	X	-	-	X	-	Jefferson County	County Jail
-	-	-	X	-	-	X	-	Josephine County	County Corr. Facility
-	-	-	X	-	-	X	-	Klamath County	County Jail
-	-	-	X	-	-	X	-	Lake County	County Jail
-	-	-	X	-	-	X	-	Lane County	County Jail
-	-	-	X	-	-	X	-	Lane County	Oakridge City Jail
-	-	-	X	-	-	X	-	Lincoln County	County Jail
-	-	-	X	-	-	X	-	Linn County	County Jail
-	-	-	X	-	-	X	-	Malheur County	Albany City Jail
-	-	-	X	-	-	X	-	Marion County	County Jail
-	-	-	X	-	-	X	-	Marion County	County Jail
-	-	-	X	-	-	X	-	Multnomah County	Co. Restitution Center
-	-	-	X	-	-	X	-	Multnomah County	County Corr. Institution
-	-	-	X	-	-	X	-	Multnomah County	Rocky Butte Jail
-	-	-	X	-	-	X	-	Multnomah County	Claire Argow Womens Ctr.
-	-	-	X	-	-	X	-	Polk County	County Jail
-	-	-	X	-	-	X	-	Umatilla County	County Jail
-	-	-	X	-	-	X	-	Umatilla County	County Jail
-	-	-	X	-	-	X	-	Union County	Hermiston City Jail
-	-	-	X	-	-	X	-	Wasco County	County Corr. Facility
-	-	-	X	-	-	X	-	Washington County	County Jail
-	-	-	X	-	-	X	-	Washington County	County Jail
-	-	-	X	-	-	X	-	Yamhill County	County Jail
8		-	24	-	1	23	27	Utah	
-	-	-	X	-	-	X	-	Beaver County	County Jail
-	-	-	X	-	-	X	-	Box Elder County	County Jail
-	-	-	X	-	-	X	-	Cache County	County Jail
-	-	-	X	-	-	X	-	Carbon County	County Jail
-	-	-	X	-	-	X	-	Davis County	County Jail
-	-	-	X	-	-	X	-	Duchesne County	County Jail
-	-	-	X	-	-	X	-	Emery County	County Jail
-	-	-	X	-	-	X	-	Garfield County	County Jail
-	-	-	X	-	-	X	-	Grand County	County Jail
-	-	-	X	-	-	X	-	Iron County	County Jail
-	-	-	X	-	-	X	-	Juab County	County Jail
-	-	-	X	-	-	X	-	Kane County	County Jail
-	-	-	X	-	-	X	-	Rich County	County Jail
-	-	-	X	-	-	X	-	Salt Lake County	County Jail
-	-	-	X	-	-	X	-	San Juan County	County Jail

Table 10. Planned changes in jails and cost between June 30, 1983, and June 30, 1986—Con.

[X Indicates YES or NO. State total is sum of X's]

Name of county	Name of jail	Year jail built	Type of change						
			Build or acquire a new jail				Renovate jail and add beds		
			Change planned		Number of beds	Cost per bed	Change planned		
			Yes	No			Yes	No	
Utah—Con.									
Sanpete County	County Jail	1935	-	X	-	-	-	-	X
Sevier County	County Jail	1973	-	X	-	-	-	X	-
Summit County	County Jail	1980	-	X	-	-	-	-	X
Tooele County	County Jail	1974	-	X	-	-	-	-	X
Uintah County	County Jail	1958	X	-	60	33,333	-	-	X
Utah County	County Jail	1978	-	X	-	-	-	-	X
Wasatch County	County Jail	1972	-	X	-	-	-	-	X
Washington County	County Jail	1982	-	X	-	-	-	-	X
Weber County	County Jail	1983	-	X	-	-	-	-	X
Washington			22	43	3,798			5	60
Adams County	County Jail	1960	-	X	-	-	-	-	X
Asotin County	Clarkston City Jail	1969	X	-	16	87,500	-	-	X
Benton County	County Jail	1943	X	-	109	55,000	-	-	X
	Kennewick City Jail	1966	-	X	-	-	-	-	X
	Richland City Jail	1958	-	X	-	-	-	-	X
Chelan County	County Jail	1937	X	-	117	51,000	-	-	X
	Chelan City Jail	1937	-	X	-	-	-	-	X
	Wenatchee City Jail	1931	-	X	-	-	-	-	X
Clallam County	County Corr. Facility	1980	-	X	-	-	-	-	X
Clark County	Forks City Jail	1952	X	-	11	65,448	-	-	X
	County Jail	1941	X	-	300	39,000	-	-	X
	Vancouver City Jail	1972	-	X	-	-	-	-	X
Columbia County	County Jail	1887	-	X	-	-	-	-	X
Cowlitz County	County Jail	1976	-	X	-	-	-	-	X
Ferry County	County Jail	1982	-	X	-	-	-	X	-
Franklin County	County Jail	1972	X	-	102	52,288	-	-	X
Grant County	County Jail	1955	-	X	-	-	-	-	X
Grays Harbor County	County Jail	1972	-	X	-	-	-	X	-
	Aberdeen City Jail	1949	-	X	-	-	-	-	X
	Hoquian City Jail	1982	-	X	-	-	-	-	X
Island County	County Jail	1973	-	X	-	-	-	X	-
	Oak Harbor City Jail	1958	-	X	-	-	-	-	X
Jefferson County	County Jail	1890	X	-	25	72,000	-	-	X
King County	Main Jail	1930	X	-	1,080	60,000	-	-	X
	No. Rehabilitation Fac.	1980	-	X	-	-	-	-	X
	Auburn City Jail	1978	-	X	-	-	-	-	X
	Enumclaw City Jail	1975	X	-	11	31,500	-	-	X
	Issaquah City Jail	1965	-	X	-	-	-	-	X
	Kent City Jail	1971	X	-	50	60,000	-	-	X
	Kirkland City Jail	1982	-	X	-	-	-	-	X
	Renton City Jail	1968	-	X	-	-	-	-	X
Kitsap County	County Jail	1974	-	X	-	-	-	-	X
	Bremerton City Jail	1960	-	X	-	-	-	-	X
Kittitas County	County Jail	1983	-	X	-	-	-	-	X
Klickitat County	County Jail	1941	-	X	-	-	-	-	X
Lewis County	County Jail	1927	X	-	68	61,340	-	-	X
Lincoln County	County Jail	1907	X	-	15	86,119	-	-	X
Mason County	County Jail	1929	X	-	45	60,000	-	-	X
Okanogan County	County Jail	1957	X	-	67	75,000	-	-	X
	Oroville City Jail	1938	-	X	-	-	-	-	X
Pacific County	County Jail	1910	X	-	20	100,000	-	-	X
Pend Oreille County	County Jail	1977	-	X	-	-	-	-	X
Pierce County	County Jail	1959	X	-	470	45,000	-	-	X
	Buckley City Jail	1978	-	X	-	-	-	-	X
	Puyallup City Jail	1968	-	X	-	-	-	-	X
	Sumner City Jail	1970	-	X	-	-	-	-	X
Skagit County	County Jail	1924	X	-	83	50,000	-	-	X
	Anacortes City Jail	1952	-	X	-	-	-	-	X
	Mount Vernon City Jail	1963	-	X	-	-	-	-	X
Skamania County	County Jail	1966	-	X	-	-	-	-	X
Snohomish County	County Jail	1966	X	-	277	50,000	-	X	-
Spokane County	Lynnwood City Jail	1971	-	X	-	-	-	-	X
	Geiger Comm. Corr. Cente	1979	-	X	-	-	-	-	X
	County Jail	1970	X	-	483	48,000	-	-	X
Stevens County	County Jail	1973	-	X	-	-	-	-	X
Thurston County	County Jail	1978	-	X	-	-	-	X	-
	Olympia City Jail	1968	-	X	-	-	-	-	X
Wahkiakum County	County Jail	1921	-	X	-	-	-	-	X
Walla Walla County	County Jail	1983	-	X	-	-	-	-	X
	Walla Walla City Jail	1905	-	X	-	-	-	-	X
Whatcom County	County Jail	1949	X	-	140	60,000	-	-	X
Whitman County	County Jail	1927	X	-	34	15,000	-	-	X
Yakima County	County Jail	1942	X	-	275	45,000	-	-	X
	Toppenish City Jail	1920	-	X	-	-	-	-	X
	Wapato City Jail	1907	-	X	-	-	-	-	X
Wyoming			4	22	272			2	24
Albany County	County Jail	1932	-	X	-	-	-	-	X
Big Horn County	County Jail	1966	-	X	-	-	-	-	X
Campbell County	County Jail	1971	X	-	100	70,000	-	-	X
Carbon County	County Jail	1939	-	X	-	-	-	-	X
Converse County	County Jail	1977	-	X	-	-	-	-	X
Crook County	County Jail	1968	-	X	-	-	-	-	X
Fremont County	County Jail	1956	-	X	-	-	-	X	-
	Riverton City Jail	1961	-	X	-	-	-	-	X
Goshan County	County Jail	1928	-	X	-	-	-	-	X
Hot Springs County	Co. Detention Center	1982	-	X	-	-	-	-	X
Johnson County	County Jail	1977	-	X	-	-	-	-	X
Laramie County	County Jail	1918	X	-	100	42,000	-	-	X
	Cheyenne City Jail	1958	-	X	-	-	-	-	X
Lincoln County	County Jail	1979	-	X	-	-	-	-	X
Natrona County	County Jail	1978	-	X	-	-	-	-	X
Niobrara County	County Jail	1913	-	X	-	-	-	-	X
Park County	County Jail	1966	-	X	-	-	-	X	-
	Powell City Jail	1976	-	X	-	-	-	-	X
Platte County	County Jail	1917	-	X	-	-	-	-	X

See footnotes at end of table.

Type of change—Con.								Name of county	Name of jail
Renovate jail and add beds—Con.		Renovate jail and remove beds		Close part of or entire jail		Number of beds	Number of beds		
Number of beds	Cost per bed	Change planned		Change planned					
		Yes	No	Yes	No				
Utah—Con.									
8	6,000	-	X	-	-	-	-	Sanpete County	County Jail
-	-	-	X	-	-	-	-	Sevier County	County Jail
-	-	-	X	-	-	-	-	Summit County	County Jail
-	-	-	X	-	-	-	-	Tooele County	County Jail
-	-	-	X	-	X	-	27	Uintah County	County Jail
-	-	-	X	-	-	-	-	Utah County	County Jail
-	-	-	X	-	-	-	-	Wasatch County	County Jail
-	-	-	X	-	-	-	-	Washington County	County Jail
-	-	-	X	-	-	-	-	Weber County	County Jail
246	-	1	64	309	18	47	1,372	Washington	
-	-	-	X	-	-	X	-	Adams County	County Jail
-	-	-	X	-	X	-	10	Asotin County	Clarkston City Jail
-	-	-	X	-	X	-	36	Benton County	County Jail
-	-	-	X	-	-	X	-	-	Kennewick City Jail
-	-	-	X	-	-	X	-	-	Richland City Jail
-	-	-	X	-	-	X	-	Chelan County	County Jail
-	-	-	X	-	-	X	-	-	Chelan City Jail
-	-	-	X	-	-	X	-	-	Wenatchee City Jail
-	-	-	X	-	-	X	-	-	County Corr. Facility
-	-	-	X	-	-	X	-	Clallam County	Forks City Jail
-	-	-	X	-	X	-	11	-	County Jail
-	-	-	X	-	X	-	141	Clark County	Vancouver City Jail
-	-	-	X	-	-	X	53	-	County Jail
-	-	-	X	-	-	X	-	Columbia County	County Jail
58	25,000	-	X	-	-	X	-	Cowlitz County	County Jail
-	-	-	X	-	-	X	-	Ferry County	County Jail
-	-	-	X	-	X	-	76	Franklin County	County Jail
-	-	-	X	-	-	X	-	Grant County	County Jail
21	10,650	-	X	-	-	X	-	Grays Harbor County	County Jail
-	-	-	X	-	-	X	-	-	Aberdeen City Jail
-	-	-	X	-	-	X	-	-	Hoguan City Jail
50	74,000	-	X	-	-	X	-	Island County	County Jail
-	-	-	X	-	-	X	-	-	Oak Harbor City Jail
-	-	-	X	-	X	-	17	Jefferson County	County Jail
-	-	-	X	-	X	-	405	King County	Main Jail
-	-	-	X	-	-	X	-	-	No. Rehabilitation Fac.
-	-	-	X	-	X	-	-	-	Auburn City Jail
-	-	-	X	-	X	-	9	-	Enumclaw City Jail
-	-	-	X	-	X	-	-	-	Issaquah City Jail
-	-	-	X	-	X	-	22	-	Kent City Jail
-	-	-	X	-	-	X	-	-	Kirkland City Jail
-	-	-	X	-	-	X	-	-	Renton City Jail
-	-	-	X	-	-	X	-	Kitsap County	County Jail
-	-	-	X	-	-	X	-	-	Bremerton City Jail
-	-	-	X	-	-	X	-	Kititas County	County Jail
-	-	-	X	-	-	X	-	Klickitat County	County Jail
-	-	-	X	-	X	-	63	Lewis County	County Jail
-	-	-	X	-	X	-	14	Lincoln County	County Jail
-	-	-	X	-	X	-	34	Mason County	County Jail
-	-	-	X	-	X	-	52	Okanogan County	County Jail
-	-	-	X	-	-	X	-	-	Oroville City Jail
-	-	-	X	-	X	-	14	Pacific County	County Jail
-	-	-	X	-	-	X	-	Pend Oreille County	County Jail
-	-	X	-	309	-	-	-	Pierce County	County Jail
-	-	-	X	-	-	X	-	-	Buckley City Jail
-	-	-	X	-	-	X	-	-	Puyallup City Jail
-	-	-	X	-	-	X	-	-	Sumner City Jail
-	-	-	X	-	X	-	39	Skagit County	County Jail
-	-	-	X	-	-	X	-	-	Anacortes City Jail
-	-	-	X	-	-	X	-	-	Mount Vernon City Jail
60	10,000	-	X	-	-	X	-	Skamania County	County Jail
-	-	-	X	-	-	X	-	Snohomish County	County Jail
-	-	-	X	-	-	X	-	-	Lynnwood City Jail
-	-	-	X	-	X	-	-	Spokane County	Geiger Comm. Corr. Cente
-	-	-	X	-	X	-	352	-	County Jail
57	70,175	-	X	-	-	X	-	Stevens County	County Jail
-	-	-	X	-	-	X	-	Thurston County	County Jail
-	-	-	X	-	-	X	-	-	Olympia City Jail
-	-	-	X	-	-	X	-	Wahkiakum County	County Jail
-	-	-	X	-	-	X	-	Walla Walla County	County Jail
-	-	-	X	-	-	X	-	-	Walla Walla City Jail
-	-	-	X	-	X	-	-	Whatcom County	County Jail
-	-	-	X	-	-	X	24	Whitman County	County Jail
-	-	-	X	-	-	X	-	Yakima County	County Jail
-	-	-	X	-	-	X	-	-	Toppenish City Jail
73	-	-	26	-	5	21	169	Wyoming	
-	-	-	X	-	-	X	-	Albany County	County Jail
-	-	-	X	-	-	X	-	Big Horn County	County Jail
-	-	-	X	-	X	-	38	Campbell County	County Jail
-	-	-	X	-	-	X	-	Carbon County	County Jail
-	-	-	X	-	-	X	-	Converse County	County Jail
47	42,849	-	X	-	-	X	-	Crook County	County Jail
-	-	-	X	-	-	X	-	Fremont County	County Jail
-	-	-	X	-	-	X	-	-	Riverton City Jail
-	-	-	X	-	-	X	-	Goshen County	County Jail
-	-	-	X	-	-	X	-	Hot Springs County	Co. Detention Center
-	-	-	X	-	-	X	-	Johnson County	County Jail
-	-	-	X	-	X	-	55	Laramie County	County Jail
-	-	-	X	-	-	X	49	-	Cheyenne City Jail
-	-	-	X	-	-	X	-	Lincoln County	County Jail
-	-	-	X	-	-	X	-	Natrona County	County Jail
-	-	-	X	-	-	X	-	Niobrara County	County Jail
26	46,000	-	X	-	-	X	-	Park County	County Jail
-	-	-	X	-	-	X	-	-	Powell City Jail
-	-	-	X	-	-	X	-	Platte County	County Jail

Table 10. Planned changes in jails and cost between June 30, 1983, and June 30, 1986—Con.

[X Indicates YES or NO. State total is sum of X's]

Name of county	Name of jail	Year jail built	Type of change					
			Build or acquire a new jail			Renovate jail and add beds		
			Change planned		Number of beds	Cost per bed	Change planned	
			Yes	No			Yes	No
Wyoming—Con.								
Sheridan County	County Jail-----	1982	-	X	-	-	-	X
Sublette County	County Jail-----	1974	-	X	-	-	-	X
Sweetwater County	County Jail-----	1966	-	X	-	-	-	X
Teton County	County Jail-----	1968	X	-	45	37,777	-	X
Uinta County	County Jail-----	1977	-	X	-	-	-	X
Washakie County	Worland City Jail-----	1935	-	X	-	-	-	X
Weston County	County Jail-----	1953	X	-	27	57,407	-	X

- Represents zero or rounds to zero.

Type of change--Con.								Name of county	Name of jail
Renovate jail and add beds--Con.		Renovate jail and remove beds			Close part of or entire jail				
Number of beds	Cost per bed	Change planned		Number of beds	Change planned		Number of beds		
		Yes	No		Yes	No			
-	-	-	X	-	-	X	-	Wyoming--Con.	
-	-	-	X	-	-	X	-	Sheridan County	County Jail
-	-	-	X	-	-	X	-	Sublette County	County Jail
-	-	-	X	-	-	X	-	Sweetwater County	County Jail
-	-	-	X	-	X	-	16	Teton County	County Jail
-	-	-	X	-	-	X	-	Uinta County	County Jail
-	-	-	X	-	-	X	-	Washakie County	Worland City Jail
-	-	-	X	-	X	-	10	Weston County	County Jail

Table 11. Expenditures for fiscal year ending between July 1, 1982, and June 30, 1983—Con.

Name of county	Name of jail	Fiscal year ending	Total expenditure (thousands of dollars)	Operating expenditure (thousands of dollars)			Capital expenditure (thousands of dollars)			
				Total	Salaries and wages	Other ¹	Total	Construction	Equipment	Other ²
Colorado—Con.										
Cheyenne County	County Jail.....	Dec	65	65	38	27	-	-	-	-
Clear Creek County	County Jail.....	Dec	197	196	92	104	1	-	1	-
Conejos County	County Jail.....	June	111	86	51	35	25	25	-	-
Costilla County	County Jail.....	Dec	103	101	92	9	2	-	2	-
Delta County	County Jail.....	Dec	85	84	42	42	1	-	1	-
Denver City and County	County Jail.....	Dec	5,492	5,373	3,738	1,635	119	-	119	-
Douglas County	County Jail.....	June	615	615	224	391	-	-	-	-
Eagle County	County Corr. Facility.....	Dec	813	250	217	33	563	563	-	-
Elbert County	County Jail.....	June	92	92	76	16	-	-	-	-
El Paso County	County Jail.....	Dec	1,928	1,894	1,731	163	34	25	9	-
	Community Corrections.....	Dec	76	76	32	44	-	-	-	-
Fremont County	County Jail.....	Dec	141	130	83	47	11	-	11	-
Garfield County	County Jail.....	Dec	787	436	296	140	350	350	-	-
Gilpin County	County Jail.....	Dec	33	33	28	5	-	-	-	-
Grand County	County Jail.....	Dec	2,038	228	145	83	1,811	1,800	11	-
Gunnison County	County Jail.....	Dec	76	76	63	13	-	-	-	-
Huerfano County	County Jail.....	Dec	76	77	51	26	-	-	-	-
Jackson County	County Jail.....	Dec	44	44	40	4	-	-	-	-
Jefferson County	County Jail.....	Dec	2,164	2,156	1,876	280	7	-	7	-
	Work Ed. Release Program.....	Dec	380	380	252	128	-	-	-	-
Kit Carson County	County Jail.....	Dec	52	52	39	13	-	-	-	-
Lake County	County Jail.....	Dec	100	100	71	29	-	-	-	-
La Plata County	County Jail.....	Dec	519	519	202	317	-	-	-	-
Larimer County	County Jail.....	Dec	1,600	1,600	1,072	528	-	-	-	-
Las Animas County	County Jail.....	June	60	60	50	10	-	-	-	-
Lincoln County	County Jail.....	Dec	55	55	33	22	-	-	-	-
Logan County	County Jail.....	Dec	108	106	69	37	2	2	-	-
Mesa County	County Jail.....	Dec	1,345	545	433	112	800	800	-	-
	County Work Release.....	Dec	344	344	206	138	-	-	-	-
Moffat County	County Jail.....	Dec	182	181	150	31	1	-	1	-
	Corr. Alt. Placement.....	June	141	142	98	44	-	-	-	-
Montezuma County	County Jail.....	Dec	157	157	116	41	-	-	-	-
Montrose County	County Jail.....	Dec	152	151	100	51	-	-	-	-
Morgan County	County Jail.....	Dec	3,409	169	136	33	3,000	3,000	-	-
Otero County	County Jail.....	Dec	86	86	77	9	-	-	-	-
Phillips County	County Jail.....	June	49	49	15	34	-	-	-	-
Pitkin County	County Jail.....	Dec	2,578	78	25	53	2,500	2,500	-	-
Prowers County	County Jail.....	Dec	97	98	67	31	-	-	-	-
Pueblo County	Detention and Corr. Fac.....	Dec	1,773	1,748	1,598	150	25	25	-	-
	Detention Fac.-Annex 3.....	Dec	85	85	73	12	-	-	-	-
Rio Blanco County	County Jail.....	Dec	230	58	42	16	173	171	2	-
Rio Grande County	County Jail.....	Dec	95	92	10	82	3	3	-	-
Routt County	County Jail.....	Dec	150	150	74	76	-	-	-	-
Saguache County	County Jail.....	Dec	65	65	41	24	-	-	-	-
Sedgwick County	County Jail.....	Dec	65	56	46	10	9	9	-	-
Summit County	County Jail.....	June	185	183	138	45	2	2	-	-
Teller County	County Jail.....	Dec	131	128	103	25	3	3	-	-
Washington County	County Jail.....	Dec	85	83	45	38	2	2	-	-
Weld County	County Jail.....	Dec	1,512	1,512	1,136	376	-	-	-	-
Yuma County	County Jail.....	Dec	28	28	19	9	-	-	-	-
Idaho			5,770	5,234	3,536	1,698	536	494	42	-
Ada County	County Jail.....	Sept	778	778	501	277	-	-	-	-
Adams County	County Jail.....	Sept	79	79	72	7	-	-	-	-
Bannock County	County Jail.....	Sept	529	529	317	212	-	-	-	-
Bear Lake County	Montpelier City Jail.....	June	18	19	6	13	-	-	-	-
Benewah County	County Jail.....	June	55	55	35	20	-	-	-	-
Bingham County	County Jail.....	Sept	115	115	60	55	-	-	-	-
Blaine County	County Jail.....	Sept	185	125	28	97	60	60	-	-
Bonneville County	County Jail.....	Sept	332	332	232	100	-	-	-	-
Boundary County	County Jail.....	Sept	90	87	72	15	3	1	2	-
Canyon County	County Jail.....	June	958	533	382	151	425	425	-	-
	Nampa City Jail.....	June	33	33	18	15	-	-	-	-
Caribou County	County Jail.....	Sept	37	37	21	16	-	-	-	-
Cassia County	County Jail.....	June	76	70	56	14	6	4	2	-
Clark County	County Jail.....	Sept	13	13	7	6	1	1	-	-
Clearwater County	County Jail.....	June	91	89	76	13	3	1	2	-
Elmore County	County Jail.....	Nov	167	167	80	87	-	-	-	-
Franklin County	County Jail.....	Sept	52	52	45	7	-	-	-	-
Fremont County	County Jail.....	Sept	50	50	35	15	-	-	-	-
Gem County	County Jail.....	Sept	58	58	43	15	-	-	-	-
Gooding County	County Jail.....	Sept	34	34	18	16	-	-	-	-
Idaho County	County Jail.....	Sept	78	77	43	34	1	-	1	-
Jefferson County	County Jail.....	Sept	120	121	111	10	-	-	-	-
Jerome County	County Jail.....	June	92	92	57	35	-	-	-	-
Latah County	County Jail.....	June	88	86	68	18	2	-	2	-
Lemhi County	County Jail.....	Sept	22	22	11	11	-	-	-	-
Lewis County	County Jail.....	Sept	101	100	93	7	1	-	1	-
Madison County	County Jail.....	June	81	81	64	17	-	-	-	-
Minidoka County	County Jail.....	Sept	96	88	61	27	8	3	5	-
Nez Perce County	County Jail.....	June	546	546	400	146	-	-	-	-
Owyhee County	County Jail.....	Sept	29	29	24	5	-	-	-	-
Payette County	County Jail.....	June	119	115	71	44	4	-	4	-
Power County	County Jail.....	Oct	61	61	49	12	-	-	-	-
Shoshone County	County Jail.....	Sept	169	168	92	76	-	-	-	-
Twin Falls County	County Jail.....	Sept	105	81	58	23	24	-	24	-
Valley County	County Jail.....	Sept	85	85	69	16	-	-	-	-
Washington County	County Jail.....	Nov	228	228	160	68	-	-	-	-

See footnotes at end of table.

Table 11. Expenditures for fiscal year ending between July 1, 1982, and June 30, 1983—Con.

Name of county	Name of jail	Fiscal year ending	Total expenditure (thousands of dollars)	Operating expenditure (thousands of dollars)			Capital expenditure (thousands of dollars)			
				Total	Salaries and wages	Other ¹	Total	Construction	Equipment	Other ²
New Mexico—Con.										
Mora County	County Jail.....	June	19	19	18	1	-	-	-	-
Otero County	County Jail.....	June	484	482	221	261	3	-	3	-
Quay County	County Detention Center.....	June	177	177	115	62	-	-	-	-
Rio Arriba County	County Jail.....	June	46	45	27	18	-	-	-	-
Roosevelt County	County Jail.....	June	64	64	42	22	-	-	-	-
Sandoval County	County Jail.....	June	104	104	65	39	-	-	-	-
San Juan County	County Detention Center.....	June	800	800	536	264	-	-	-	-
Santa Fe County	County Detention Center.....	June	548	544	403	141	5	3	2	-
Sierra County	County Jail.....	June	82	82	43	39	-	-	-	-
Socorro County	County Jail.....	June	62	62	36	26	-	-	-	-
Taos County	County Jail.....	June	206	91	55	36	115	98	17	-
Torrance County	County Jail.....	June	158	151	124	27	7	5	2	-
Union County	Clayton City Jail.....	June	55	55	35	20	-	-	-	-
Valencia County	County Jail.....	June	302	299	146	153	3	3	-	-
Cibola County	Grants City Jail.....	June	72	72	56	16	1	-	1	-
Oregon			23,201	21,628	15,544	6,084	1,561	1,455	106	-
Benton County	County Jail.....	June	222	222	162	60	-	-	-	-
Clackamas County	County Jail.....	June	2,775	1,369	1,035	334	1,406	1,406	-	-
Clatsop County	Co. Detention Facility.....	June	1,059	1,056	491	565	3	-	3	-
	Seaside City Jail.....	June	45	42	42	4	-	-	-	-
Columbia County	County Jail.....	June	232	232	144	88	-	-	-	-
Coos County	County Jail.....	June	1,055	1,055	842	213	-	-	-	-
Crook County	Prineville City Jail.....	Dec	46	46	27	19	-	-	-	-
Curry County	County Jail.....	June	149	148	110	38	1	-	1	-
Deschutes County	County Jail.....	June	414	414	295	119	-	-	-	-
Douglas County	County Jail.....	June	1,152	1,152	1,009	143	-	-	-	-
	Reedsport City Jail.....	June	23	23	15	8	-	-	-	-
	Roseburg City Jail.....	June	47	45	20	25	2	2	-	-
Grant County	County Jail.....	June	68	68	55	13	-	-	-	-
Harney County	County Jail.....	Dec	57	57	42	15	-	-	-	-
Hood River County	County Jail.....	June	79	79	38	41	-	-	-	-
Jackson County	County Jail.....	June	1,880	1,880	1,433	447	-	-	-	-
	Co. Work Release Center.....	June	246	246	112	134	-	-	-	-
Jefferson County	County Jail.....	June	170	166	130	36	4	4	-	-
Josephine County	County Corr. Facility.....	June	805	803	677	126	3	-	3	-
Klamath County	County Jail.....	June	434	434	234	200	-	-	-	-
Lake County	County Jail.....	June	61	60	44	16	-	-	-	-
Lane County	County Jail.....	June	2,049	2,037	1,500	537	12	10	2	-
	Oakridge City Jail.....	June	9	9	8	1	-	-	-	-
Lincoln County	County Jail.....	June	242	242	132	110	-	-	-	-
Linn County	County Jail.....	June	389	389	272	117	-	-	-	-
Malheur County	Albany City Jail.....	June	18	18	9	9	-	-	-	-
Marion County	County Jail.....	June	151	151	80	71	-	-	-	-
	County Jail.....	June	792	789	584	205	-	-	-	-
	Co. Restitution Center.....	June	390	390	198	192	-	-	-	-
Multnomah County	County Corr. Institution.....	June	575	576	359	217	-	-	-	-
	Rocky Butte Jail.....	June	3,095	3,038	2,570	468	48	17	31	-
	Claire Argow Womens Ctr.....	June	928	907	291	616	19	14	5	-
Polk County	County Jail.....	June	359	358	276	82	1	1	-	-
Umatilla County	County Jail.....	June	454	455	273	182	-	-	-	-
	Hermiston City Jail.....	June	91	91	71	20	-	-	-	-
Union County	County Corr. Facility.....	June	278	276	213	63	2	2	-	-
Wasco County	County Jail.....	June	293	293	150	143	-	-	-	-
Washington County	County Jail.....	June	1,930	1,873	1,549	324	58	-	58	-
Yamhill County	County Jail.....	June	223	220	113	107	4	-	4	-
Utah			12,979	7,732	5,424	2,308	4,661	4,564	96	1
Beaver County	County Jail.....	June	61	61	43	18	-	-	-	-
Box Elder County	County Jail.....	Dec	159	156	109	47	3	-	3	-
Cache County	County Jail.....	Dec	151	150	118	32	2	-	2	-
Carbon County	County Jail.....	June	116	116	79	37	-	-	-	-
Davis County	County Jail.....	June	633	633	304	329	-	-	-	-
Duchesne County	County Jail.....	June	148	148	90	58	-	-	-	-
Emery County	County Jail.....	June	235	235	188	47	-	-	-	-
Garfield County	County Jail.....	Dec	31	32	29	3	-	-	-	-
Grand County	County Jail.....	Dec	58	55	36	19	3	-	3	-
Iron County	County Jail.....	Dec	110	110	62	48	-	-	-	-
Juab County	County Jail.....	Dec	132	132	106	26	-	-	-	-
Kane County	County Jail.....	June	75	73	61	12	2	-	2	-
Rich County	County Jail.....	Dec	97	83	71	12	14	3	11	-
Salt Lake County	County Jail.....	Dec	3,996	3,879	2,821	1,058	118	60	58	-
San Juan County	County Jail.....	June	89	90	66	24	-	-	-	-
Sanpete County	County Jail.....	Dec	19	17	2	15	2	1	1	-
Sevier County	County Jail.....	Dec	166	166	116	50	-	-	-	-
Summit County	County Jail.....	June	64	64	35	29	-	-	-	-
Tooele County	County Jail.....	June	116	116	80	36	-	-	-	-
Uintah County	County Jail.....	Dec	77	76	52	24	1	-	1	-
Utah County	County Jail.....	June	482	482	263	219	-	-	-	-
Wasatch County	County Jail.....	Dec	52	52	43	9	-	-	-	-
Washington County	County Jail.....	June	161	161	88	73	-	-	-	-
Weber County	County Jail.....	Dec	5,751	649	563	86	4,516	4,500	15	1

See footnotes at end of table.

Table 11. Expenditures for fiscal year ending between July 1, 1982, and June 30, 1983—Con.

Name of county	Name of jail	Fiscal year ending	Total expenditure (thousands of dollars)	Operating expenditure (thousands of dollars)			Capital expenditure (thousands of dollars)			
				Total	Salaries and wages	Other ¹	Total	Construction	Equipment	Other ²
Washington			54,527	36,407	24,675	11,732	17,959	17,581	378	
Adams County	County Jail.....	Dec	132	130	113	17	2		2	-
Asotin County	Clarkston City Jail.....	Dec	50	50	30	20	-	-	-	-
Benton County	County Jail.....	Dec	323	320	260	60	3	-	3	-
	Kennewick City Jail.....	Dec	49	49	40	9	-	-	-	-
	Richland City Jail.....	Dec	138	138	125	13	-	-	-	-
Chelan County	County Jail.....	Dec	504	304	252	52	200	-	200	-
	Chelan City Jail.....	Dec	27	27	16	11	-	-	-	-
	Wenatchee City Jail.....	Dec	193	191	129	62	1	1	-	-
Clallam County	County Corr. Facility.....	Dec	975	975	759	216	-	-	-	-
	Forks City Jail.....	Dec	55	55	50	5	-	-	-	-
Clark County	County Jail.....	June	931	931	559	372	-	-	-	-
	Vancouver City Jail.....	June	600	600	360	240	-	-	-	-
Columbia County	County Jail.....	Dec	45	44	43	1	-	-	-	-
Cowlitz County	County Jail.....	Dec	498	498	318	180	-	-	-	-
Ferry County	County Jail.....	June	48	48	31	17	-	-	-	-
Franklin County	County Jail.....	Dec	350	350	270	80	-	-	-	-
Grant County	County Jail.....	Dec	254	254	164	90	-	-	-	-
Grays Harbor County	County Jail.....	Dec	427	425	337	88	1	-	1	-
	Aberdeen City Jail.....	Dec	39	39	33	6	-	-	-	-
	Hoquiam City Jail.....	Dec	23	23	21	2	-	-	-	-
Island County	County Jail.....	Dec	3,899	199	160	39	3,700	3,700	-	-
	Oak Harbor City Jail.....	Dec	45	45	37	8	-	-	-	-
Jefferson County	County Jail.....	June	125	125	75	50	-	-	-	-
King County	Main Jail.....	Dec	12,944	12,846	8,153	4,693	98	59	39	-
	No. Rehabilitation Fac.....	Dec	1,193	1,188	828	360	6	6	6	-
	Auburn City Jail.....	Dec	117	114	97	17	4	4	-	-
	Enumclaw City Jail.....	Dec	55	55	33	22	-	-	-	-
	Issaquah City Jail.....	Dec	56	54	46	8	2	-	2	-
	Kent City Jail.....	Dec	208	208	180	28	-	-	-	-
	Kirkland City Jail.....	Dec	52	52	37	15	-	-	-	-
	Renton City Jail.....	Dec	108	106	83	23	2	-	2	-
Kitsap County	County Jail.....	Dec	734	733	559	174	-	-	-	-
	Bremerton City Jail.....	Dec	143	142	113	29	1	1	-	-
Kittitas County	County Jail.....	Dec	3,697	347	299	48	3,350	3,350	-	-
Klickitat County	County Jail.....	Dec	212	212	152	60	-	-	-	-
Lewis County	County Jail.....	Dec	342	340	286	54	3	-	3	-
Lincoln County	County Jail.....	Dec	112	111	101	10	1	1	-	-
Mason County	County Jail.....	Dec	299	299	231	68	-	-	-	-
Okanogan County	County Jail.....	Dec	2,079	342	285	57	1,738	1,738	-	-
	Oroville City Jail.....	Dec	64	64	38	26	-	-	-	-
Pacific County	County Jail.....	Dec	153	152	101	51	-	-	-	-
Pend Oreille County	County Jail.....	Dec	68	68	41	27	-	-	-	-
Pierce County	County Jail.....	Dec	2,262	2,038	1,350	688	63	35	28	-
	Buckley City Jail.....	Dec	67	65	48	17	2	1	1	-
	Puyallup City Jail.....	Dec	46	45	27	18	-	-	-	-
	Sumner City Jail.....	Dec	60	60	57	3	-	-	-	-
Skagit County	County Jail.....	Dec	319	319	195	124	-	-	-	-
	Anacortes City Jail.....	Dec	31	31	21	10	-	-	-	-
	Mount Vernon City Jail.....	Dec	49	49	34	15	-	-	-	-
Skamania County	County Jail.....	Dec	262	262	157	105	-	-	-	-
Snohomish County	County Jail.....	Dec	2,110	2,110	1,183	927	-	-	-	-
	Lynnwood City Jail.....	Dec	157	157	134	23	-	-	-	-
Spokane County	Geiger Comm. Corr. Cente.....	June	2,250	2,250	1,305	945	-	-	-	-
	County Jail.....	Dec	1,921	1,921	1,541	380	-	-	-	-
Stevens County	County Jail.....	Dec	125	125	105	20	-	-	-	-
Thurston County	County Jail.....	Dec	1,058	891	602	289	167	167	-	-
	Olympia City Jail.....	Dec	153	151	111	40	3	3	-	-
Wahkiakum County	County Jail.....	Dec	20	21	19	2	-	-	-	-
Walla Walla County	County Jail.....	Dec	201	201	148	53	-	-	-	-
	Walla Walla City Jail.....	Dec	48	48	39	9	-	-	-	-
Whatcom County	County Jail.....	June	9,238	749	517	232	8,489	8,400	89	-
Whitman County	County Jail.....	Dec	83	82	42	40	1	-	1	-
Yakima County	County Jail.....	Dec	1,493	1,493	1,154	339	-	-	-	-
	Toppenish City Jail.....	Dec	165	40	13	27	125	125	-	-
	Wapato City Jail.....	Dec	46	45	27	18	-	-	-	-
Wyoming			14,046	3,414	2,189	1,225	10,568	10,502	66	
Albany County	County Jail.....	June	152	153	118	35	-	-	-	-
Big Horn County	County Jail.....	June	64	64	42	22	-	-	-	-
Campbell County	County Jail.....	June	4,204	204	175	29	4,000	4,000	-	-
Carbon County	County Jail.....	June	67	67	40	27	-	-	-	-
Converse County	County Jail.....	June	96	97	37	60	-	-	-	-
Crook County	County Jail.....	June	107	107	50	57	-	-	-	-
Fremont County	County Jail.....	June	747	210	127	83	538	538	-	-
	Riverton City Jail.....	June	57	57	45	12	-	-	-	-
Goshen County	County Jail.....	June	130	130	17	113	-	-	-	-
Hot Springs County	Co. Detention Center.....	June	2,751	51	36	15	2,700	2,700	-	-
Johnson County	County Jail.....	June	129	130	93	37	-	-	-	-
Laramie County	County Jail.....	June	127	127	65	62	-	-	-	-
	Cheyenne City Jail.....	June	153	148	98	50	5	5	-	-
Lincoln County	County Jail.....	June	78	69	45	24	9	1	8	-
Natrona County	County Jail.....	June	347	347	215	132	-	-	-	-
Niobrara County	County Jail.....	June	41	41	30	11	-	-	-	-
Park County	County Jail.....	June	157	157	117	40	-	-	-	-
	Powell City Jail.....	June	53	53	38	15	1	1	-	-
Platte County	County Jail.....	June	70	70	37	33	-	-	-	-
Sheridan County	County Jail.....	June	252	252	165	87	-	-	-	-
Sublette County	County Jail.....	June	47	47	40	7	-	-	-	-
Sweetwater County	County Jail.....	June	387	337	245	92	50	-	50	-
Teton County	County Jail.....	July	1,907	207	128	79	1,700	1,700	-	-
Uinta County	County Jail.....	June	235	214	145	69	15	7	8	-
Washakie County	Worland City Jail.....	June	50	50	30	20	-	-	-	-
Weston County	County Jail.....	June	1,637	27	11	16	1,550	1,550	-	-

Note: Because of rounding, detail may not add to totals.
¹Figures include expenditures such as purchase of food, supplies, and contractual services.
²Figures include expenditures such as purchase of land, etc.
 - Represents zero or rounds to zero.

Table 12. Number and type of jail payroll employees

Name of county	Name of jail	Type of employee							
		Total		Administration		Correctional officers		Clerical	
		Full time	Part time	Full time	Part time	Full time	Part time	Full time	Part time
Alaska		31	-	5	-	19	-	7	-
Kenai Peninsula Borough	Seward City Jail	4	-	1	-	3	-	-	-
Kobuk Census Area	Kotzebue City Jail	11	-	1	-	6	-	4	-
Kodiak Island Borough	Kodiak City Jail	3	-	1	-	1	-	1	-
Sitka city and Borough	Sitka City Jail	4	-	1	-	3	-	-	-
Valdez-Cordova Area	Cordova City Jail	9	-	1	-	6	-	2	-
Arizona		751	42	44	4	597	31	47	2
Apache County	County Jail	5	-	1	-	3	-	1	-
Cochise County	County Jail	19	2	3	-	15	-	-	-
	Douglas City Jail	1	4	1	1	3	3	-	-
Coconino County	County Jail	20	-	1	-	15	-	3	-
Gila County	County Jail	17	-	1	-	16	-	-	-
	Miami City Jail	1	4	-	1	-	3	1	-
Graham County	County Jail	3	-	-	-	3	-	-	-
Greenlee County	County Jail	5	2	1	1	2	1	1	-
Maricopa County	Co. Jail-Max. Security	145	-	4	-	99	-	6	-
	Co. Jail-Med. Security	21	-	-	-	11	-	6	-
	Co. Jail-Max. Security	140	-	2	5	132	-	3	-
	County Jail	16	-	1	-	15	-	-	-
	County Towers Jail	61	-	3	-	56	-	2	-
	Medical Detention Center	11	-	-	-	9	-	-	-
	Peoria City Jail	-	5	-	-	-	5	-	-
	Tolleson City Jail	6	1	1	-	1	1	-	-
Mohave County	County Jail	17	1	1	-	15	2	1	-
	County Honor Farm	9	2	3	-	8	-	-	1
Navajo County	County Jail	11	-	3	-	6	-	2	-
	Winslow City Jail	6	8	6	-	2	8	2	-
Pima County	County Detention Center	145	-	6	-	110	-	13	-
	County Jail Annex	19	-	2	-	12	-	2	-
	County Jail Substation	6	-	1	-	5	-	-	-
	South Tucson Town Jail	-	5	-	-	-	3	-	1
Pinal County	County Jail	17	-	-	1	15	-	2	-
	Coolidge City Jail	-	3	-	-	-	3	-	-
	Eloy City Jail	1	2	1	-	-	2	-	-
Santa Cruz County	County Jail	8	-	1	-	7	-	-	-
Yavapai County	County Jail	24	2	2	-	20	-	2	-
Yuma County	County Jail	12	-	2	-	10	-	-	-
La Paz County	County Jail	5	-	-	-	5	-	-	-
California		6,198	264	434	7	4,047	150	1,122	57
Alameda County	Co. Jail-Santa Rita	318	1	3	-	215	-	60	1
	County Jail	21	-	3	-	15	-	3	-
	Co. Male Work Furlough	28	-	1	-	20	-	7	-
	Co. Female Work Furlough	6	-	1	-	5	-	-	-
	Oakland City Jail	98	4	7	-	64	-	26	-
Amador County	County Jail	5	1	1	-	4	1	-	-
Butte County	County Jail	24	-	1	-	20	-	2	-
Calaveras County	County Jail	10	1	1	-	4	1	5	-
Colusa County	County Jail	10	1	1	-	6	-	3	1
Contra Costa County	Sheriffs Rehab. Center	28	-	-	-	21	-	5	-
	Work Furlough Center	14	3	2	-	8	-	4	-
	Co. Detention Facility	131	3	12	-	56	-	33	1
	Co. Jail-Men's Dormitory	5	1	1	-	3	-	1	1
Del Norte County	County Jail	10	-	1	-	7	-	2	-
El Dorado County	County Jail	15	2	1	-	12	2	2	-
	County Jail	8	2	1	-	7	1	1	1
Fresno County	County Jail	141	-	2	-	90	-	36	-
	Industrial Farm	37	-	1	-	25	-	11	-
Glenn County	County Jail	16	-	7	-	9	-	-	-
Humboldt County	County Jail	25	-	3	-	18	-	2	-
Imperial County	County Jail	25	-	2	-	21	-	2	-
	Minimum Security Jail	21	1	1	-	18	-	1	-
	Brawley City Jail	3	1	1	1	1	-	1	-
Inyo County	County Jail	7	-	1	-	5	-	-	-
Kern County	County Jail	45	27	2	1	27	10	13	15
	Lerdo Min. Sec. Facility	41	2	4	1	15	-	19	1
	Lerdo Max. Med. Facility	39	10	2	-	22	5	10	5
Kings County	County Jail	23	-	2	-	18	-	3	-
Lake County	County Jail	13	1	1	-	9	1	3	-
Lassen County	County Jail	4	2	2	-	2	1	-	1
Los Angeles County	Biscailuz Center	105	-	8	-	78	-	17	-
	Hall of Justice Jail	139	-	10	-	104	-	20	-
	Men's Central Jail	566	-	20	-	355	-	25	-
	Honor Rancho-Min. Sec.	108	-	8	-	79	-	16	-
	Sybil Brand Institute	179	-	13	-	103	-	49	-
	Honor Rancho-Max. Sec.	140	-	9	-	85	-	43	-
	Burbank City Jail	7	-	1	-	6	-	-	-
	Glendale City Jail	10	-	1	-	9	-	-	-
	Long Beach City Jail	33	1	3	-	24	-	6	-
	Pasadena City Jail	10	-	1	-	8	-	1	-
	Torrance City Jail	11	-	1	-	9	-	1	-
Madera County	County Jail	36	2	2	-	25	2	7	-
Marin County	County Jail	21	1	1	-	14	-	3	-
Mariposa County	County Jail	11	-	1	-	8	-	2	-
Mendocino County	Low Gap Detention Ctr.	15	1	1	1	11	-	3	-
	Maximum Security Jail	9	1	1	1	8	-	-	-
Merced County	Branch Jail	17	-	-	-	13	-	4	-
	County Jail	27	-	2	-	22	-	3	-
	Los Banos City Jail	1	8	-	-	4	4	-	4
Modoc County	County Detention Center	6	-	2	-	-	-	-	-
Mono County	County Jail	7	-	1	-	3	-	3	-
Monterey County	County Jail	42	-	6	-	27	-	9	-
	County Rehab. Center	27	-	2	-	15	-	10	-
Napa County	Dept Of Corrections	21	3	-	-	14	3	3	-
Nevada County	County Jail	8	-	2	-	5	-	1	-

See footnotes at end of table.

Type of employee—Con.						Name of county	Name of jail
Educational		Professional and technical		Other			
Full time	Part time	Full time	Part time	Full time	Part time		
-	-	-	-	-	-	Alaska	
-	-	-	-	-	-	Kenai Peninsula Borough	Seward City Jail
-	-	-	-	-	-	Kobuk Census Area	Kotzebue City Jail
-	-	-	-	-	-	Kodiak Island Borough	Kodiak City Jail
-	-	-	-	-	-	Sitka city and Borough	Sitka City Jail
-	-	-	-	-	-	Valdez-Cordova Area	Cordova City Jail
1	2	24	1	38	2	Arizona	
-	-	-	-	-	-	Apache County	County Jail
-	2	1	-	-	-	Cochise County	County Jail
-	-	1	-	-	-	Cocconino County	Douglas City Jail
-	-	-	-	-	-	Gila County	County Jail
-	-	-	-	-	-	Graham County	County Jail
-	-	1	-	-	-	Greenlee County	County Jail
-	-	-	-	36	-	Maricopa County	Co. Jail-Max. Security
-	-	-	-	2	-		Co. Jail-Med. Security
-	-	-	-	-	-		Co. Jail-Max. Security
-	-	-	-	-	-		County Jail
-	-	2	-	-	-		County Towers Jail
-	-	-	-	-	-		Medical Detention Center
-	-	-	-	-	-		Peoria City Jail
-	-	-	-	-	-		Tolleson City Jail
-	-	-	1	-	-	Mohave County	County Jail
-	-	-	-	-	-	Navajo County	County Honor Farm
1	-	15	-	-	-	Pima County	County Jail
-	-	3	-	-	-		Winslow City Jail
-	-	-	-	-	-		County Detention Center
-	-	-	-	-	-		County Jail Annex
-	-	-	-	-	-		County Jail Substation
-	-	-	-	-	-		South Tucson Town Jail
-	-	-	-	-	-	Pinal County	County Jail
-	-	-	-	-	-		Coolidge City Jail
-	-	-	-	-	-		Eloy City Jail
-	-	1	-	-	-	Santa Cruz County	County Jail
-	-	-	-	-	2	Yavapai County	County Jail
-	-	-	-	-	-	Yuma County	County Jail
-	-	-	-	-	-	La Paz County	County Jail
41	12	526	38	28	-	California	
2	-	38	-	-	-	Alameda County	Co. Jail-Santa Rita
-	-	-	-	-	-		County Jail
-	-	1	4	-	-		Co. Male Work Furlough
-	-	-	-	-	-		Co. Female Work Furlough
-	-	1	-	-	-	Amador County	Oakland City Jail
-	-	-	-	-	-	Butte County	County Jail
-	-	-	-	-	-	Calaveras County	County Jail
-	-	-	-	-	-	Colusa County	County Jail
-	3	1	-	-	-	Contra Costa County	Sheriff's Rehab. Center
5	-	25	2	-	-		Work Furlough Center
-	-	-	-	-	-		Co. Detention Facility
-	-	-	-	-	-		Co. Jail-Men's Dormitory
-	-	-	-	-	-	Del Norte County	County Jail
-	-	-	-	-	-	El Dorado County	County Jail
3	-	10	-	-	-	Fresno County	County Jail
-	-	-	-	-	-		County Jail
-	-	2	-	-	-	Glenn County	Industrial Farm
-	-	-	-	-	-	Humboldt County	County Jail
-	-	1	1	-	-	Imperial County	County Jail
-	-	-	1	-	-		Minimum Security Jail
-	-	3	1	-	-	Inyo County	Brawley City Jail
-	-	3	1	-	-	Kern County	County Jail
-	-	5	-	-	-		County Jail
-	-	-	-	-	-		Lerdo Min. Sec. Facility
-	-	-	-	-	-		Lerdo Max. Med. Facility
-	-	2	-	-	-	Kings County	County Jail
-	-	5	-	-	-	Lake County	County Jail
-	-	166	-	-	-	Lassen County	County Jail
-	-	5	-	-	-	Los Angeles County	County Jail
-	-	14	-	-	-		Biscailuz Center
-	-	3	-	-	-		Hall of Justice Jail
-	-	-	-	-	-		Men's Central Jail
-	-	-	-	-	-		Honor Rancho-Min. Sec.
-	-	-	-	-	-		Sybil Brand Institute
-	-	-	-	-	-		Honor Rancho-Max. Sec.
-	-	-	-	-	-		Burbank City Jail
-	-	-	-	-	-		Glendale City Jail
-	-	-	-	-	-		Long Beach City Jail
-	-	-	1	-	-		Pasadena City Jail
-	-	-	-	-	-		Torrance City Jail
-	-	2	-	-	-	Madera County	County Jail
-	1	3	-	-	-	Marin County	County Jail
-	-	-	-	-	-	Mariposa County	County Jail
-	-	-	-	-	-	Mendocino County	County Jail
-	-	-	-	-	-		Low Gap Detention Ctr.
-	-	-	-	-	-		Maximum Security Jail
-	-	-	-	-	-	Merced County	Branch Jail
-	-	-	-	-	-		County Jail
-	-	-	-	-	-		Los Banos City Jail
-	-	-	-	-	-	Modoc County	County Detention Center
-	-	-	-	-	-	Mono County	County Jail
-	-	-	-	-	-	Monterey County	County Jail
-	-	-	-	-	-		County Rehab. Center
-	-	2	-	-	-	Napa County	Dept Of Corrections
-	-	-	-	-	-	Nevada County	County Jail

Table 12. Number and type of jail payroll employees—Con.

Name of county	Name of jail	Type of employee							
		Total		Administration		Correctional officers		Clerical	
		Full time	Part time	Full time	Part time	Full time	Part time	Full time	Part time
California—Con.									
Orange County	County Jail	394	51	7	-	235	30	96	13
	Theo Lacy Facility	17	-	-	-	13	-	2	-
	J. A. Musick Facility	37	3	6	-	20	-	3	1
	Anaheim City Jail	6	-	-	-	6	-	-	-
	Costa Mesa City Jail	5	3	-	-	4	2	-	-
	Newport Beach City Jail	4	-	-	-	4	-	-	-
	San Clemente City Jail	4	-	-	-	2	-	1	-
Placer County	County Jail	38	-	7	-	27	-	4	-
	Minimum Security Jail	31	-	8	-	18	-	5	-
	County Jail	4	-	-	-	3	1	-	-
Plumas County	County Jail	60	-	2	-	38	-	12	-
Riverside County	Banning Rehab. Center	59	4	2	-	45	3	8	1
	County Jail	37	3	3	-	31	2	5	-
	County Jail	7	-	-	-	5	-	1	-
	County Jail	3	-	-	-	2	-	-	-
	Hemet City Jail	1	-	-	-	-	-	-	-
	Perris City Jail	1	2	-	-	-	2	-	-
Sacramento County	County Main Jail	123	1	12	-	65	-	19	1
	Rio Consumnes Corr. Ctr.	120	64	24	-	81	63	12	1
	Co. Work Furlough Center	15	-	-	-	10	-	4	-
	County Jail	8	3	2	-	4	2	2	1
San Benito County	County Jail	143	-	7	-	106	-	24	-
San Bernardino County	Glen Helen Rehab. Center	56	-	6	-	33	-	14	-
	Co. Work Furlough Center	23	-	3	-	15	-	4	-
San Diego County	Barrett Honor Camp	14	7	3	-	8	-	3	4
	Descanso Detention Fac.	38	-	4	-	26	-	8	-
	Camp Morona	20	-	3	-	12	-	5	-
	LaCima Consv. Honor Camp	12	-	2	-	9	-	1	-
	San Jose Honor Camp	14	-	3	-	7	-	3	-
	West Folk Honor Camp	24	-	3	-	17	-	4	-
	County Jail	250	-	15	-	99	-	101	-
	Las Colinas Det. Fac.	90	-	9	-	53	-	20	-
	Vista Detention Facility	86	4	-	-	49	-	23	-
	South Bay Detention Fac.	74	-	-	-	50	-	18	-
San Francisco City/Co.	San Francisco Jail No. 1	73	6	3	-	42	-	5	-
	San Francisco Jail No. 3	98	-	3	-	68	-	8	-
	San Francisco Jail No. 2	75	-	3	-	55	-	8	-
	San Francisco Jail No. 4	8	1	1	-	7	1	-	-
	Jail Hospital-Ward 7D	17	-	-	-	-	-	4	-
San Joaquin County	County Men's Jail	71	-	7	-	42	-	17	-
	County Female Jail	16	-	1	-	5	-	2	-
	Honor Farm	22	-	2	-	15	-	3	-
San Luis Obispo County	County Jail	18	-	-	-	10	-	5	-
San Mateo County	County Main Jail	70	3	3	-	49	-	13	-
	Sheriff's Honor Camp	14	-	1	-	12	-	1	-
	Co. Work Furlough Fac.	14	-	-	-	11	-	2	-
	Women's Corr. Facility	14	-	1	-	12	-	1	-
	Medium Security Facility	14	-	-	-	14	-	-	-
Santa Barbara County	Co. Detention Facility	51	-	5	-	30	-	16	-
	Honor Farm	8	-	1	-	7	-	-	-
	Lompoc City Jail	6	-	-	-	6	-	-	-
Santa Clara County	County Main Jail	194	-	8	-	152	-	33	-
	Elmwood Jail	4	1	1	-	3	-	-	-
	North Co. Detention Fac.	6	3	2	1	4	-	-	1
	Womens Detention Facility	34	-	1	-	25	-	4	-
	Co. Jail-Min. Security	60	-	2	-	37	-	8	-
	Elmwood Jail-Mod. Fac.	9	1	-	1	9	-	-	-
	Womens Residential Ctr.	6	-	1	-	3	-	1	-
	Park Alameda Work Furl.	7	-	1	-	6	-	-	-
	Elmwood Jail-Medium Sec.	14	2	2	-	12	-	-	-
Santa Cruz County	County Jail	35	-	2	-	25	-	5	-
	Rehabilitation Facility	10	1	1	-	10	-	-	-
	County Water St. Jail	23	-	-	-	18	-	2	-
Shasta County	County Jail	16	-	2	-	12	-	1	-
	Crystal Creek Center	9	-	-	-	6	-	1	-
	Co. Detention Annex	4	-	-	-	3	-	-	-
Siskiyou County	County Jail	8	-	-	-	5	1	1	-
Solano County	County Jail	24	2	5	-	18	2	1	-
	Solano County Jail	13	1	4	-	9	1	-	-
	Co. Detention Facility	48	6	5	-	33	4	10	2
Sonoma County	County Jail	39	-	3	-	28	-	5	-
	Minimum Security Jail	12	-	2	-	8	-	2	-
Stanislaus County	County Jail	53	-	1	-	41	-	10	-
	Honor Farm	31	2	1	-	24	2	6	-
	County Women's Facility	18	-	1	-	15	-	2	-
Sutter County	County Jail	20	-	1	-	16	1	3	-
Tehama County	County Jail	9	-	2	-	7	-	-	-
Trinity County	County Jail	10	-	1	-	9	-	-	-
Tulare County	County Jail	43	-	6	-	31	-	6	-
	Co. Correctional Center	22	-	2	-	14	-	6	-
Tuolumne County	County Jail	12	-	2	-	9	-	1	-
Ventura County	Co. Work Furlough Prog.	18	-	2	-	10	-	3	-
	County Jail	157	3	4	-	115	-	31	1
	Honor Farm	40	-	5	-	34	-	1	-
	Port Hueneme City Jail	6	-	2	-	-	-	4	-
Yolo County	County Jail	22	-	2	-	17	-	2	-
	County Prison Farm	14	-	1	-	10	-	3	-
Yuba County	County Jail	14	-	1	-	11	-	2	-
Colorado		1,001	104	77	27	762	54	96	11
Adams County	County Jail	50	1	2	-	41	-	5	-
	Work Release Annex	3	-	-	-	3	-	-	-
Alamosa County	County Jail	5	-	1	-	4	-	-	-
Arapahoe County	County Jail	51	-	1	-	45	-	3	-
	Aurora City Jail	13	-	2	-	11	-	-	-
Archuleta County	County Jail	5	1	-	1	5	-	-	-
Baca County	County Jail	1	3	-	-	1	3	-	-
Bent County	County Jail	-	2	-	2	-	-	-	-
Boulder County	County Jail	45	-	9	-	30	-	4	-
Chaffee County	County Jail	-	11	-	1	-	9	-	1

See footnotes at end of table.

Type of employee—Con.						Name of county	Name of jail
Educational		Professional and technical		Other			
Full time	Part time	Full time	Part time	Full time	Part time		
						California—Con.	
5	3	51	5	-	-	Orange County	County Jail Theo Lacy Facility J. A. Musick Facility Anaheim City Jail Costa Mesa City Jail Newport Beach City Jail San Clemente City Jail
8	2	1	-	-	-		
-	-	-	-	-	-		
-	-	-	-	-	-	Placer County	County Jail Minimum Security Jail
-	-	-	-	-	-	Plumas County	County Jail
3	-	5	-	-	-	Riverside County	Banning Rehab. Center County Jail County Jail County Jail Hemet City Jail Perris City Jail County Main Jail
-	-	3	1	-	-		
-	-	-	-	-	-		
-	-	-	-	-	-	Sacramento County	Rio Consumnes Corr. Ctr. Co. Work Furlough Center County Jail
3	-	-	-	27	-		
-	-	-	-	-	-	San Benito County	County Jail
-	-	6	-	-	-	San Bernardino County	County Jail
-	-	3	-	-	-		
-	-	1	-	-	-	San Diego County	Glen Helen Rehab. Center Co. Work Furlough Center Barrett Honor Camp Descanso Detention Fac. Camp Morena LaCima Conv. Honor Camp San Jose Honor Camp
-	2	-	1	-	-		
-	-	-	-	-	-		
-	-	1	-	-	-		
-	-	-	-	-	-		
-	-	35	-	-	-		West Folk Honor Camp County Jail
-	-	11	-	-	-		Las Colinas Det. Fac. Vista Detention Facility South Bay Detention Fac.
1	-	6	4	-	-	San Francisco City/Co.	San Francisco Jail No. 1 San Francisco Jail No. 3 San Francisco Jail No. 2 San Francisco Jail No. 4 Jail Hospital-Ward 7D
-	-	4	-	-	-		
10	-	17	6	-	-		
-	-	10	-	-	-	San Joaquin County	County Men's Jail County Female Jail Honor Farm County Jail
-	-	10	-	-	-		
-	-	12	-	-	-		
-	-	5	-	-	-		
-	-	8	-	-	-	San Luis Obispo County	County Main Jail County Jail
1	-	-	-	1	-		
-	-	-	-	-	-	San Mateo County	County Main Jail County Jail Sheriffs Honor Camp Co. Work Furlough Fac. Women's Corr. Facility Medium Security Facility Co. Detention Facility Honor Farm Lompoc City Jail County Main Jail Elmwood Jail
-	-	5	3	-	-		
-	-	-	-	-	-		
-	-	-	-	-	-	Santa Barbara County	County Jail County Jail Sheriffs Honor Camp Co. Work Furlough Fac. Women's Corr. Facility Medium Security Facility Co. Detention Facility Honor Farm Lompoc City Jail County Main Jail Elmwood Jail
-	-	-	-	-	-		
-	-	1	-	-	-	Santa Clara County	County Main Jail County Jail Elmwood Jail North Co. Detention Fac. Womens Detention Facility Co. Jail-Min. Security Elmwood Jail-Mod. Fac.
-	-	4	1	-	-		
-	-	13	-	-	-		
-	-	-	-	-	-		
-	-	1	-	-	-		Womens Residential Ctr. Park Alameda Work Furl. Elmwood Jail-Medium Sec.
-	-	-	2	-	-	Santa Cruz County	County Jail Rehabilitation Facility County Water St. Jail County Jail
-	-	3	1	-	-		
-	-	1	-	-	-	Shasta County	County Jail County Jail Crystal Creek Center Co. Detention Annex County Jail
-	-	1	-	-	-		
-	-	1	-	-	-	Siskiyou County	County Jail
-	-	-	-	-	-	Solano County	County Jail Solano County Jail Co. Detention Facility County Jail
-	-	3	-	-	-		
-	-	-	-	-	-	Sonoma County	County Jail Minimum Security Jail County Jail
-	-	1	-	-	-	Stanislaus County	County Jail Honor Farm County Women's Facility County Jail
-	1	-	1	-	-		
-	-	-	-	-	-	Sutter County	County Jail
-	-	-	-	-	-	Tehama County	County Jail
-	-	-	-	-	-	Trinity County	County Jail
-	-	-	-	-	-	Tulare County	County Jail
-	-	-	-	-	-		
-	-	-	-	-	-	Tuolumne County	Co. Correctional Center County Jail
-	-	3	-	-	-	Ventura County	Co. Work Furlough Prog. County Jail Honor Farm Port Hueneme City Jail County Jail
-	-	7	2	-	-		
-	-	-	-	-	-		
-	-	1	-	-	-	Yolo County	County Jail
-	-	-	-	-	-	Yuba County	County Prison Farm County Jail
4	2	62	10	-	-	Colorado	
-	-	2	1	-	-	Adams County	County Jail
-	-	-	-	-	-		
-	-	-	-	-	-	Alamosa County	Work Release Annex County Jail
-	-	2	-	-	-	Arapahoe County	County Jail
-	-	-	-	-	-		
-	-	-	-	-	-	Archuleta County	Aurora City Jail County Jail
-	-	-	-	-	-	Baca County	County Jail
-	-	-	-	-	-	Bent County	County Jail
-	-	-	-	-	-	Boulder County	County Jail
-	-	2	1	-	-	Chaffee County	County Jail

Table 12. Number and type of jail payroll employees—Con.

Name of county	Name of jail	Type of employee							
		Total		Administration		Correctional officers		Clerical	
		Full time	Part time	Full time	Part time	Full time	Part time	Full time	Part time
Colorado—Con.									
Cheyenne County	County Jail	-	6	-	6	-	-	-	-
Clear Creek County	County Jail	12	-	1	-	10	-	1	-
Conejos County	County Jail	5	-	1	-	4	-	-	-
Costilla County	County Jail	8	-	3	-	4	-	1	-
Delta County	County Jail	4	3	-	-	2	3	2	-
Denver City and County	County Jail	177	-	3	-	156	-	9	-
Douglas County	County Jail	13	-	3	-	9	-	1	-
Eagle County	County Corr. Facility	12	-	1	-	11	-	-	-
Elbert County	County Jail	6	-	2	-	4	-	-	-
El Paso County	County Jail	84	-	5	-	47	-	24	-
	Community Corrections	2	-	-	-	2	-	-	-
Fremont County	County Jail	7	-	2	-	5	-	-	-
Garfield County	County Jail	16	-	1	-	13	-	2	-
Gilpin County	County Jail	-	4	-	4	-	-	-	-
Grand County	County Jail	8	-	1	-	7	-	-	1
Gunnison County	County Jail	5	-	-	-	4	-	1	-
Huerfano County	County Jail	1	5	1	-	-	5	-	-
Jackson County	County Jail	-	6	-	3	-	2	-	1
Jefferson County	County Jail	77	10	3	-	64	4	4	1
	Work Ed. Release Program	11	-	-	-	10	-	-	-
Kit Carson County	County Jail	-	8	-	4	-	3	-	-
Lake County	County Jail	5	-	-	-	5	-	-	2
La Plata County	County Jail	11	-	2	-	8	-	-	-
Larimer County	County Jail	33	-	2	-	18	-	7	-
Las Animas County	County Jail	9	-	2	-	4	-	3	-
Lincoln County	County Jail	3	2	1	-	2	1	-	1
Logan County	County Jail	8	-	2	-	4	-	2	-
Mesa County	County Jail	27	1	4	-	21	-	1	-
	County Work Release	7	1	1	-	-	-	-	1
Moffat County	County Jail	6	3	1	-	5	3	-	-
	Corr. Alt. Placement	7	1	2	-	4	-	1	1
Montezuma County	County Jail	7	-	2	-	4	-	1	-
Montrose County	County Jail	6	1	1	-	5	-	-	-
Morgan County	County Jail	9	-	2	-	7	-	-	-
Otero County	County Jail	7	1	1	-	5	-	1	1
Phillips County	County Jail	-	3	-	1	-	2	-	-
Pitkin County	County Jail	2	7	2	-	-	7	-	-
Prowers County	County Jail	2	5	-	-	2	5	-	-
Pueblo County	Detention and Corr. Fac.	115	2	2	-	98	-	7	-
	Detention Fac.-Annex 3	8	-	-	-	-	-	2	-
Rio Blanco County	County Jail	3	-	1	-	2	-	-	-
Rio Grande County	County Jail	5	-	1	-	3	-	1	-
Routt County	County Jail	5	-	1	-	5	-	-	-
Saguache County	County Jail	3	4	-	3	-	1	-	-
Sedgwick County	County Jail	4	-	1	-	3	-	-	-
Summit County	County Jail	5	1	1	-	4	-	-	-
Teller County	County Jail	7	-	1	-	5	-	1	-
Washington County	County Jail	1	3	1	-	-	3	-	-
Weld County	County Jail	74	2	2	2	52	-	11	-
Yuma County	County Jail	1	3	-	-	1	3	-	-
Idaho		182	52	30	11	127	34	25	7
Ada County	County Jail	31	1	1	-	28	1	2	-
Adams County	County Jail	6	-	1	-	5	-	-	-
Bannock County	County Jail	8	1	1	-	6	-	1	1
Bear Lake County	Montpelier City Jail	-	5	-	1	-	4	-	-
Benewah County	County Jail	6	-	1	-	4	-	1	-
Bingham County	County Jail	3	2	-	2	3	-	-	-
Blaine County	County Jail	3	-	-	-	2	-	1	-
Bonneville County	County Jail	14	-	2	-	9	-	3	-
Boundary County	County Jail	2	5	1	1	2	3	-	1
Canyon County	County Jail	20	1	1	-	18	-	1	-
	Nampa City Jail	1	-	1	-	-	-	-	-
Caribou County	County Jail	-	5	-	1	-	4	-	-
Cassia County	County Jail	6	1	2	-	4	1	-	-
Clark County	County Jail	-	4	-	1	-	3	-	-
Clearwater County	County Jail	4	-	1	-	2	-	1	-
Elmore County	County Jail	5	-	1	-	3	-	1	-
Franklin County	County Jail	3	-	-	-	3	-	-	-
Fremont County	County Jail	2	-	1	-	1	-	-	-
Gem County	County Jail	2	3	2	-	-	3	-	-
Gooding County	County Jail	2	1	1	-	1	-	-	1
Idaho County	County Jail	3	1	-	1	2	-	1	-
Jefferson County	County Jail	5	-	1	-	4	-	-	-
Jerome County	County Jail	4	-	1	-	3	-	-	-
Latah County	County Jail	5	-	1	-	3	-	1	-
Lemhi County	County Jail	-	1	-	-	-	1	-	-
Lewis County	County Jail	-	7	-	1	-	3	-	3
Madison County	County Jail	3	-	1	-	2	-	-	-
Minidoka County	County Jail	-	6	-	2	-	4	-	-
Nez Perce County	County Jail	17	-	2	-	8	-	7	-
Owyhee County	County Jail	2	1	-	1	1	-	1	-
Payette County	County Jail	5	3	2	-	3	2	-	1
Power County	County Jail	2	-	1	-	-	-	1	-
Shoshone County	County Jail	5	-	1	-	3	-	1	-
Twin Falls County	County Jail	3	5	2	-	1	5	-	-
Valley County	County Jail	5	-	1	-	3	-	1	-
Washington County	County Jail	5	-	1	-	3	-	1	-

See footnotes at end of table.

Type of employee—Con.						Name of county	Name of jail
Educational		Professional and technical		Other			
Full time	Part time	Full time	Part time	Full time	Part time		
						Colorado—Con.	
-	-	-	-	-	-	- Cheyenne County	County Jail
-	-	-	-	-	-	- Clear Creek County	County Jail
-	-	-	-	-	-	- Conejos County	County Jail
-	-	-	-	-	-	- Costilla County	County Jail
-	-	-	-	-	-	- Delta County	County Jail
-	-	9	-	-	-	- Denver City and County	County Jail
-	-	-	-	-	-	- Douglas County	County Jail
-	-	-	-	-	-	- Eagle County	County Corr. Facility
-	-	-	-	-	-	- Elbert County	County Jail
-	-	8	-	-	-	- El Paso County	County Jail
-	-	-	-	-	-	- Fremont County	Community Corrections
-	-	-	-	-	-	- Garfield County	County Jail
-	-	-	-	-	-	- Gilpin County	County Jail
-	-	-	-	-	-	- Grand County	County Jail
-	-	-	-	-	-	- Gunnison County	County Jail
-	-	-	-	-	-	- Huerfano County	County Jail
-	-	6	-	-	-	- Jackson County	County Jail
-	-	1	5	-	-	- Jefferson County	County Jail
-	-	-	-	-	-	- Kit Carson County	Work Ed. Release Program
-	-	-	-	-	-	- Lake County	County Jail
-	-	-	-	-	-	- La Plata County	County Jail
-	-	6	-	-	-	- Larimer County	County Jail
-	-	-	-	-	-	- Las Animas County	County Jail
-	-	-	-	-	-	- Lincoln County	County Jail
-	-	1	-	-	-	- Logan County	County Jail
-	-	6	1	-	-	- Mesa County	County Jail
-	-	-	-	-	-	- Moffat County	County Work Release
-	-	-	-	-	-	- Montezuma County	County Jail
-	-	-	1	-	-	- Montrose County	Corr. Alt. Placement
-	-	-	-	-	-	- Morgan County	County Jail
-	-	-	-	-	-	- Otero County	County Jail
-	-	-	-	-	-	- Phillips County	County Jail
-	-	-	-	-	-	- Pitkin County	County Jail
-	-	-	-	-	-	- Prowers County	County Jail
4	2	8	-	-	-	- Pueblo County	Detention and Corr. Fac.
-	-	2	-	-	-	- Rio Blanco County	Detention Fac.-Annex 3
-	-	-	-	-	-	- Rio Grande County	County Jail
-	-	-	-	-	-	- Routt County	County Jail
-	-	-	-	-	-	- Saguache County	County Jail
-	-	-	-	-	-	- Sedgwick County	County Jail
-	-	-	1	-	-	- Summit County	County Jail
-	-	-	-	-	-	- Teller County	County Jail
-	-	9	-	-	-	- Washington County	County Jail
-	-	-	-	-	-	- Weld County	County Jail
-	-	-	-	-	-	- Yuma County	County Jail
						Idaho	
-	-	-	-	-	-	- Ada County	County Jail
-	-	-	-	-	-	- Adams County	County Jail
-	-	-	-	-	-	- Bannock County	County Jail
-	-	-	-	-	-	- Bear Lake County	Montpelier City Jail
-	-	-	-	-	-	- Benewah County	County Jail
-	-	-	-	-	-	- Bingham County	County Jail
-	-	-	-	-	-	- Blaine County	County Jail
-	-	-	-	-	-	- Bonneville County	County Jail
-	-	-	-	-	-	- Boundary County	County Jail
-	-	-	-	-	-	- Canyon County	County Jail
-	-	-	-	-	-	- Caribou County	Nampa City Jail
-	-	-	-	-	-	- Cassia County	County Jail
-	-	-	-	-	-	- Clark County	County Jail
-	-	-	-	-	-	- Clearwater County	County Jail
-	-	-	-	-	-	- Elmore County	County Jail
-	-	-	-	-	-	- Franklin County	County Jail
-	-	-	-	-	-	- Fremont County	County Jail
-	-	-	-	-	-	- Gem County	County Jail
-	-	-	-	-	-	- Gooding County	County Jail
-	-	-	-	-	-	- Idaho County	County Jail
-	-	-	-	-	-	- Jefferson County	County Jail
-	-	-	-	-	-	- Jerome County	County Jail
-	-	-	-	-	-	- Latah County	County Jail
-	-	-	-	-	-	- Lemhi County	County Jail
-	-	-	-	-	-	- Lewis County	County Jail
-	-	-	-	-	-	- Madison County	County Jail
-	-	-	-	-	-	- Minidoka County	County Jail
-	-	-	-	-	-	- Nez Perce County	County Jail
-	-	-	-	-	-	- Owyhee County	County Jail
-	-	-	-	-	-	- Payette County	County Jail
-	-	-	-	-	-	- Power County	County Jail
-	-	-	-	-	-	- Shoshone County	County Jail
-	-	-	-	-	-	- Twin Falls County	County Jail
-	-	-	-	-	-	- Valley County	County Jail
-	-	-	-	-	-	- Washington County	County Jail

Table 12. Number and type of jail payroll employees—Con.

Name of county	Name of jail	Type of employee							
		Total		Administration		Correctional officers		Clerical	
		Full time	Part time	Full time	Part time	Full time	Part time	Full time	Part time
Montana		187	102	45	25	118	58	23	15
Beaverhead County	County Jail	6	--	2	--	1	--	3	--
Big Horn County	County Jail	4	2	1	--	3	2	--	--
Blaine County	County Jail	2	2	--	1	1	--	1	--
	Harlem City Jail	5	1	1	--	3	1	1	--
Broadwater County	County Jail	1	--	1	--	--	--	--	--
Carbon County	County Jail	--	3	--	3	--	--	--	--
Cascade County	County Jail	9	8	2	4	6	--	1	3
	Great Falls City Jail	6	--	3	--	3	--	--	--
Chouteau County	County Jail	4	2	--	2	4	--	--	--
Custer County	County Jail	--	6	--	4	--	1	--	1
Daniels County	County Jail	5	--	1	--	4	--	--	--
Dawson County	County Jail	4	1	2	--	2	--	--	1
Anaconda-Deer Lodge Co.	County Jail	4	--	1	--	3	--	--	--
Fallon County	County Jail	--	3	--	--	--	3	--	--
Fergus County	County Jail	6	1	2	--	4	1	--	--
Flathead County	County Jail	5	1	2	--	2	--	1	1
Gallatin County	County Jail	14	2	1	--	12	--	1	2
Glacier County	County Jail	--	2	--	--	--	2	--	--
	Cut Bank City Jail	5	--	1	--	4	--	1	--
Granite County	County Jail	2	6	1	--	--	6	1	--
Hill County	County Jail	1	4	1	--	--	4	--	--
	Havre City Jail	--	3	--	--	--	3	--	--
Jefferson County	County Jail	2	--	--	--	2	--	--	--
Lake County	County Jail	9	--	1	--	6	--	2	--
Lewis and Clark County	County Jail	7	3	1	--	6	1	--	1
Liberty County	County Jail	--	3	--	3	--	--	--	--
Lincoln County	County Jail	4	--	1	--	3	--	--	--
Madison County	County Jail	--	4	--	2	--	1	--	1
Mineral County	County Jail	4	6	1	--	3	6	--	--
Missoula County	County Jail	19	3	2	--	15	--	1	1
Musselshell County	County Jail	2	--	1	--	1	--	--	--
Park County	County Jail	--	7	--	1	--	6	--	--
Phillips County	County Jail	--	6	--	1	--	3	--	2
Pondera County	County Jail	--	3	--	--	--	3	--	--
Powder River County	County Jail	3	--	1	--	3	--	--	--
Powell County	County Jail	6	--	--	--	2	--	3	--
Prairie County	County Jail	4	--	2	--	--	--	2	--
Ravalli County	County Jail	1	3	--	2	1	1	--	--
Richland County	County Jail	6	--	1	--	4	--	1	--
Roosevelt County	County Jail	3	--	1	--	1	--	1	--
Rosebud County	County Jail	5	--	4	--	1	--	--	--
Sanders County	County Jail	2	4	1	--	1	3	--	1
Sheridan County	County Jail	1	--	--	--	1	--	--	--
Butte-Silver Bow County	County Jail	7	1	2	--	4	1	1	--
Stillwater County	County Jail	--	3	--	--	--	3	--	--
Teton County	County Jail	--	4	--	1	--	2	--	1
Toole County	County Jail	2	--	1	--	1	--	--	--
Valley County	County Jail	5	--	1	--	2	1	2	--
Wheatland County	County Jail	--	5	--	1	--	4	--	--
Yellowstone County	County Jail	12	--	2	--	10	--	--	--
Nevada		386	39	36	12	283	17	53	6
Churchill County	County Jail	2	2	1	--	1	2	--	--
	Fallon City Jail	--	17	--	6	--	10	--	--
Clark County	County Jail	163	--	6	--	120	--	30	--
	Las Vegas Misdemeanant	48	--	6	--	34	--	4	--
	Henderson City Jail	5	--	1	--	4	--	--	--
	No. Las Vegas City Jail	16	4	1	2	12	--	3	--
Douglas County	County Jail	9	--	2	--	6	--	1	--
Elko County	County Jail	8	1	1	--	7	1	--	--
Esmeralda County	County Jail	--	9	--	2	--	3	--	4
Eureka County	County Jail	1	--	1	--	--	--	--	--
Humboldt County	County Jail	6	--	1	--	4	--	1	--
Lander County	Austin Jail	3	--	--	--	3	--	--	--
Lyon County	County Jail	6	--	1	--	5	--	--	--
Mineral County	Hawthorne Town Jail	4	2	--	1	3	--	1	1
Nye County	County Jail	5	--	2	--	2	--	1	--
	County Jail	1	2	1	1	--	--	--	1
Carson City city area	Carson City Jail	10	--	4	--	6	--	--	--
Pershing County	County Jail	9	--	2	--	2	--	4	--
Washoe County	County Jail	33	--	1	--	26	--	5	--
	County Detention Center	12	--	1	--	10	--	--	--
	Reno City Jail	31	1	2	--	26	--	3	--
	Sparks City Jail	12	--	1	--	11	--	--	--
White Pine County	County Jail	2	1	1	--	1	1	--	--
New Mexico		452	65	53	16	297	28	69	18
Bernalillo County	City-County Jail	154	--	4	--	102	--	24	--
	City-Co. Satellite Jail	18	--	3	--	12	--	1	--
Catron County	County Jail	--	5	--	1	--	3	--	1
Chaves County	County Jail	21	--	1	--	12	--	7	--
Colfax County	County Jail	--	3	--	1	--	1	--	1
Curry County	County Jail	8	--	1	--	4	--	2	--
	Clovis City Jail	7	--	2	--	2	--	3	--
De Baca County	County Jail	--	4	--	--	--	3	--	1
Dona Ana County	County Jail	23	5	4	5	15	1	1	--
Eddy County	County Jail	15	8	4	1	7	3	3	7
	Artesia City Jail	7	--	2	--	4	--	1	--
Grant County	County Jail	10	--	1	--	8	--	1	--
Guadalupe County	County Jail	3	6	--	1	2	5	1	--
Hidalgo County	County Jail	3	1	1	--	2	--	--	1
Lea County	County Jail	10	1	1	--	9	1	--	--
	Hobbs City Jail	4	--	1	--	3	--	--	--
Lincoln County	County Jail	8	--	3	--	3	--	2	--
Los Alamos County	County Jail	2	--	2	2	--	--	--	--
Luna County	County Jail	7	6	2	--	3	4	2	2
McKinley County	Gallup City Jail	15	1	1	--	12	--	2	--

See footnotes at end of table.

Type of employee--Con.						Name of county	Name of jail
Educational		Professional and technical		Other			
Full time	Part time	Full time	Part time	Full time	Part time		
-	-	1	4	-	-	Montana	
-	-	-	-	-	-	Beaverhead County	County Jail
-	-	-	-	-	-	Big Horn County	County Jail
-	-	-	-	-	-	Blaine County	County Jail
-	-	-	-	-	-		Harlem City Jail
-	-	-	-	-	-	Broadwater County	County Jail
-	-	-	-	-	-	Carbon County	County Jail
-	-	-	1	-	-	Cascade County	County Jail
-	-	-	-	-	-		Great Falls City Jail
-	-	-	-	-	-	Chouteau County	County Jail
-	-	-	-	-	-	Custer County	County Jail
-	-	-	-	-	-	Daniels County	County Jail
-	-	-	-	-	-	Dawson County	County Jail
-	-	-	-	-	-	Anaconda-Deer Lodge Co.	County Jail
-	-	-	-	-	-	Fallon County	County Jail
-	-	-	-	-	-	Fergus County	County Jail
-	-	-	-	-	-	Flathead County	County Jail
-	-	-	-	-	-	Gallatin County	County Jail
-	-	-	-	-	-	Glacier County	County Jail
-	-	-	-	-	-		Cut Bank City Jail
-	-	-	-	-	-	Granite County	County Jail
-	-	-	-	-	-	Hill County	County Jail
-	-	-	-	-	-		Havre City Jail
-	-	-	-	-	-	Jefferson County	County Jail
-	-	-	-	-	-	Lake County	County Jail
-	-	-	1	-	-	Lewis and Clark County	County Jail
-	-	-	-	-	-	Liberty County	County Jail
-	-	-	-	-	-	Lincoln County	County Jail
-	-	-	-	-	-	Madison County	County Jail
-	-	1	2	-	-	Mineral County	County Jail
-	-	-	-	-	-	Missoula County	County Jail
-	-	-	-	-	-	Musselshell County	County Jail
-	-	-	-	-	-	Park County	County Jail
-	-	-	-	-	-	Phillips County	County Jail
-	-	-	-	-	-	Pondera County	County Jail
-	-	-	-	-	-	Powder River County	County Jail
-	-	-	-	-	-	Powell County	County Jail
-	-	-	-	-	-	Prairie County	County Jail
-	-	-	-	-	-	Ravalli County	County Jail
-	-	-	-	-	-	Richland County	County Jail
-	-	-	-	-	-	Roosevelt County	County Jail
-	-	-	-	-	-	Rosebud County	County Jail
-	-	-	-	-	-	Sanders County	County Jail
-	-	-	-	-	-	Sheridan County	County Jail
-	-	-	-	-	-	Butte-Silver Bow County	County Jail
-	-	-	-	-	-	Stillwater County	County Jail
-	-	-	-	-	-	Teton County	County Jail
-	-	-	-	-	-	Toole County	County Jail
-	-	-	-	-	-	Valley County	County Jail
-	-	-	-	-	-	Wheatland County	County Jail
-	-	-	-	-	-	Yellowstone County	County Jail
1	-	13	4	-	-	Nevada	
-	-	-	-	-	-	Churchill County	County Jail
-	-	7	1	-	-		Fallon City Jail
-	-	4	-	-	-	Clark County	County Jail
-	-	-	-	-	-		Las Vegas Misdemeanant
-	-	-	-	-	-		Henderson City Jail
-	-	-	2	-	-		No. Las Vegas City Jail
-	-	-	-	-	-	Douglas County	County Jail
-	-	-	-	-	-	Elko County	County Jail
-	-	-	-	-	-	Esmeralda County	County Jail
-	-	-	-	-	-	Eureka County	County Jail
-	-	-	-	-	-	Humboldt County	County Jail
-	-	-	-	-	-	Lander County	Austin Jail
-	-	-	-	-	-	Lyon County	County Jail
-	-	-	-	-	-	Mineral County	Hawthorne Town Jail
-	-	-	-	-	-	Nye County	County Jail
-	-	-	-	-	-		County Jail
-	-	-	-	-	-	Carson City city area	Carson City Jail
1	-	-	-	-	-	Pershing County	County Jail
-	-	1	-	-	-	Washoe County	County Jail
-	-	-	-	-	-		County Detention Center
-	-	-	-	-	-		Reno City Jail
-	-	-	1	-	-		Sparks City Jail
-	-	-	-	-	-	White Pine County	County Jail
-	-	33	3	-	-	New Mexico	
-	-	24	-	-	-	Bernalillo County	City-County jail
-	-	2	-	-	-		City-Co. Satellite Jail
-	-	-	-	-	-	Catron County	County Jail
-	-	1	-	-	-	Chaves County	County Jail
-	-	-	-	-	-	Colfax County	County Jail
-	-	1	-	-	-	Curry County	County Jail
-	-	-	-	-	-		County Jail
-	-	-	-	-	-		Clovis City Jail
-	-	-	-	-	-	De Baca County	County Jail
-	-	3	-	-	-	Dona Ana County	County Jail
-	-	1	-	-	-	Eddy County	County Jail
-	-	-	-	-	-		County Jail
-	-	-	-	-	-		Artesia City Jail
-	-	-	-	-	-	Grant County	County Jail
-	-	-	-	-	-	Guadalupe County	County Jail
-	-	-	-	-	-	Hidalgo County	County Jail
-	-	-	-	-	-	Lea County	County Jail
-	-	-	-	-	-		Hobbs City Jail
-	-	-	-	-	-	Lincoln County	County Jail
-	-	-	-	-	-	Los Alamos County	County Jail
-	-	-	-	-	-	Luna County	County Jail
-	-	-	1	-	-	McKinley County	Gallup City Jail

Table 12. Number and type of jail payroll employees—Con.

Name of county	Name of jail	Type of employee							
		Total		Administration		Correctional officers		Clerical	
		Full time	Part time	Full time	Part time	Full time	Part time	Full time	Part time
New Mexico—Con.									
Mora County	County Jail.....	4	-	1	-	1	-	2	-
Otero County	County Jail.....	14	-	3	-	7	-	4	-
Quay County	County Detention Center.....	12	-	1	-	10	-	1	-
Rio Arriba County	County Jail.....	2	3	1	-	1	3	-	-
Roosevelt County	County Jail.....	3	-	1	-	2	-	-	-
Sandoval County	County Jail.....	7	-	1	-	5	-	1	-
San Juan County	County Detention Center.....	26	-	2	-	21	-	3	-
Santa Fe County	County Detention Center.....	28	4	2	2	22	-	4	1
Sierra County	County Jail.....	4	-	1	-	3	-	-	-
Socorro County	County Jail.....	5	-	1	-	4	-	-	-
Taos County	County Jail.....	4	1	-	1	3	-	1	-
Torrance County	County Jail.....	12	-	3	-	6	-	3	-
Union County	Clayton City Jail.....	3	3	-	1	3	-	-	2
Valencia County	County Jail.....	13	1	3	-	9	-	-	-
Cibola County	Grants City Jail.....	-	11	-	1	-	8	-	2
Oregon		588	38	53	4	421	21	86	3
Benton County	County Jail.....	10	-	1	-	9	-	-	-
Clackamas County	County Jail.....	26	-	1	-	15	-	8	-
Clatsop County	Co. Detention Facility.....	19	-	2	-	14	-	3	-
	Seaside City Jail.....	2	4	-	1	-	3	2	-
Columbia County	County Jail.....	9	-	1	-	8	-	-	-
Coos County	County Jail.....	16	2	3	-	12	-	1	-
Crook County	Prineville City Jail.....	2	1	-	-	2	1	-	-
Curry County	County Jail.....	6	1	1	-	5	1	-	-
Deschutes County	County Jail.....	10	-	2	-	6	-	1	-
Douglas County	County Jail.....	35	-	3	-	30	-	1	-
	Reedsport City Jail.....	1	4	1	-	-	4	-	-
	Roseburg City Jail.....	-	5	-	1	-	3	-	1
Grant County	County Jail.....	5	-	1	-	4	-	-	-
Harney County	County Jail.....	3	-	-	-	3	-	-	-
Hood River County	County Jail.....	3	-	1	-	2	-	-	-
Jackson County	County Jail.....	42	1	5	-	34	-	2	-
	Co. Work Release Center.....	4	-	-	-	3	-	1	-
Jefferson County	County Jail.....	5	-	1	-	3	-	1	-
Josephine County	County Corr. Facility.....	19	1	1	-	17	-	1	-
Klamath County	County Jail.....	15	1	1	-	8	-	6	1
Lake County	County Jail.....	4	-	1	-	3	-	-	-
Lane County	County Jail.....	68	-	4	-	39	-	19	-
	Oakridge City Jail.....	-	1	-	1	-	-	-	-
Lincoln County	County Jail.....	11	-	1	-	9	-	1	-
Linn County	County Jail.....	15	-	1	-	12	-	1	-
	Albany City Jail.....	1	2	-	1	-	1	-	-
Malheur County	County Jail.....	4	2	1	-	3	2	-	-
Marion County	County Jail.....	18	-	1	-	15	-	1	-
	Co. Restitution Center.....	7	1	1	-	3	-	2	1
Multnomah County	County Corr. Institution.....	16	1	1	-	9	-	3	-
	Rocky Butte Jail.....	79	1	5	-	56	-	12	-
	Claire Argow Womens Ctr.....	15	-	1	-	7	-	6	-
Polk County	County Jail.....	11	2	1	-	8	1	2	-
Umatilla County	County Jail.....	21	1	3	-	16	-	2	-
	Hermiston City Jail.....	3	-	1	-	2	-	-	-
Union County	County Corr. Facility.....	10	-	1	-	9	-	-	-
Wasco County	County Jail.....	7	6	1	-	5	6	1	-
Washington County	County Jail.....	55	2	2	-	42	-	8	-
Yamhill County	County Jail.....	9	-	1	-	8	-	-	-
Utah		245	35	27	9	182	19	14	7
Beaver County	County Jail.....	3	2	-	-	2	2	1	-
Box Elder County	County Jail.....	5	-	1	-	4	-	-	-
Cache County	County Jail.....	5	4	1	-	4	2	-	2
Carbon County	County Jail.....	6	-	1	-	4	-	1	-
Davis County	County Jail.....	19	-	1	-	14	-	3	-
Duchesne County	County Jail.....	3	8	-	1	2	6	1	1
Emery County	County Jail.....	6	-	-	-	6	-	-	-
Garfield County	County Jail.....	3	-	-	-	3	-	-	-
Grand County	County Jail.....	3	1	-	1	3	-	-	-
Iron County	County Jail.....	3	-	-	-	3	-	-	-
Juab County	County Jail.....	7	-	2	-	4	-	1	-
Kane County	County Jail.....	-	3	-	1	-	1	-	1
Rich County	County Jail.....	3	1	2	-	-	1	1	-
Salt Lake County	County Jail.....	106	-	13	-	75	-	-	-
San Juan County	County Jail.....	4	-	-	-	4	-	-	-
Sanpete County	County Jail.....	-	7	-	6	-	-	-	1
Sevier County	County Jail.....	7	-	-	-	6	-	1	-
Summit County	County Jail.....	2	2	1	-	1	2	-	-
Tooele County	County Jail.....	6	3	1	-	4	1	1	2
Uintah County	County Jail.....	4	-	1	-	2	-	1	-
Utah County	County Jail.....	15	-	-	-	14	-	-	-
Wasatch County	County Jail.....	1	4	1	-	-	4	-	-
Washington County	County Jail.....	6	-	-	-	6	-	-	-
Weber County	County Jail.....	28	-	2	-	21	-	3	-

See footnotes at end of table.

Type of employee—Con.						Name of county	Name of jail
Educational		Professional and technical		Other			
Full time	Part time	Full time	Part time	Full time	Part time		
						New Mexico—Con.	
-	-	-	-	-	-	- Mora County	County Jail
-	-	-	-	-	-	- Otero County	County Jail
-	-	-	-	-	-	- Quay County	County Detention Center
-	-	-	-	-	-	- Rio Arriba County	County Jail
-	-	-	-	-	-	- Roosevelt County	County Jail
-	-	-	-	-	-	- Sandoval County	County Jail
-	-	-	-	-	-	- San Juan County	County Detention Center
-	-	-	-	1	-	- Santa Fe County	County Detention Center
-	-	-	-	-	-	- Sierra County	County Jail
-	-	-	-	-	-	- Socorro County	County Jail
-	-	-	-	-	-	- Taos County	County Jail
-	-	-	-	-	-	- Torrance County	County Jail
-	-	1	-	-	-	- Union County	Clayton City Jail
-	-	-	1	-	-	- Valencia County	County Jail
-	-	-	-	-	-	- Cibola County	Grants City Jail
1	1	27	9	-	-	- Oregon	
-	-	-	-	-	-	- Benton County	County Jail
-	-	2	-	-	-	- Clackamas County	County Jail
-	-	-	-	-	-	- Clatsop County	Co. Detention Facility
-	-	-	-	-	-	- Columbia County	Seaside City Jail
-	-	-	-	2	-	- Coos County	County Jail
-	-	-	-	-	-	- Crook County	County Jail
-	-	-	-	-	-	- Curry County	Prineville City Jail
-	-	1	-	-	-	- Deschutes County	County Jail
-	-	1	-	-	-	- Douglas County	County Jail
-	-	-	-	-	-	- Grant County	Reedsport City Jail
-	-	-	-	-	-	- Harney County	Roseburg City Jail
-	-	-	-	-	-	- Hood River County	County Jail
-	-	1	-	-	-	- Jackson County	County Jail
-	-	-	1	-	-	- Jefferson County	Co. Work Release Center
-	-	-	-	-	-	- Josephine County	County Jail
-	-	-	1	-	-	- Klamath County	County Corr. Facility
-	-	-	-	-	-	- Lake County	County Jail
-	-	6	-	-	-	- Lane County	County Jail
-	-	-	-	-	-	- Lincoln County	Oakridge City Jail
-	-	1	-	-	-	- Linn County	County Jail
-	-	-	-	-	-	- Malheur County	County Jail
-	-	1	-	-	-	- Marion County	County Jail
-	-	4	-	-	-	- Multnomah County	Co. Restitution Center
-	1	6	-	-	-	- Polk County	County Corr. Institution
-	-	1	-	-	-	- Umatilla County	Rocky Butte Jail
-	-	-	1	-	-	- Union County	Claire Argow Womens Ctr.
-	-	-	-	-	-	- Wasco County	County Jail
-	-	2	-	2	-	- Washington County	County Jail
-	-	-	-	-	-	- Yamhill County	County Jail
12	-	10	-	-	-	- Utah	
-	-	-	-	-	-	- Beaver County	County Jail
-	-	-	-	-	-	- Box Elder County	County Jail
-	-	-	-	-	-	- Cache County	County Jail
-	-	1	-	-	-	- Carbon County	County Jail
-	-	-	-	-	-	- Davis County	County Jail
-	-	-	-	-	-	- Duchesne County	County Jail
-	-	-	-	-	-	- Emery County	County Jail
-	-	-	-	-	-	- Garfield County	County Jail
-	-	-	-	-	-	- Grand County	County Jail
-	-	-	-	-	-	- Iron County	County Jail
-	-	-	-	-	-	- Juab County	County Jail
-	-	-	-	-	-	- Kane County	County Jail
-	-	-	-	-	-	- Rich County	County Jail
12	-	6	-	-	-	- Salt Lake County	County Jail
-	-	-	-	-	-	- San Juan County	County Jail
-	-	-	-	-	-	- Sanpete County	County Jail
-	-	-	-	-	-	- Sevier County	County Jail
-	-	-	-	-	-	- Summit County	County Jail
-	-	-	-	-	-	- Tooele County	County Jail
-	-	-	-	-	-	- Uintah County	County Jail
-	-	1	-	-	-	- Utah County	County Jail
-	-	-	-	-	-	- Wasatch County	County Jail
-	-	-	-	-	-	- Washington County	County Jail
-	-	2	-	-	-	- Weber County	County Jail

Table 12. Number and type of jail payroll employees—Con.

Name of county	Name of jail	Type of employee							
		Total		Administration		Correctional officers		Clerical	
		Full time	Part time	Full time	Part time	Full time	Part time	Full time	Part time
Washington		950	157	80	34	658	89	134	14
Adams County	County Jail	5	2	1	1	3		1	
Asotin County	Clarkston City Jail	1	3			1	3		
Benton County	County Jail	9	1	1		8			
	Kennewick City Jail	4		1		2	1		
	Richland City Jail	4		1		3			
Chelan County	County Jail	10	4	2		8			
	Chelan City Jail		4				3		
	Wenatchee City Jail	7	2		2	6		1	
Clallam County	County Corr. Facility	28		2		21		3	
	Forks City Jail	2		2		3			
Clark County	County Jail	25		2		20		3	
	Vancouver City Jail	15		2		11		2	1
Columbia County	County Jail		1		1		3		
Cowlitz County	County Jail	15		2		13			
Ferry County	County Jail	2		1		1			
Franklin County	County Jail	12	2	2		10			
Grant County	County Jail	6	2		3	5		1	
Grays Harbor County	County Jail	15	2	1		11		3	1
	Aberdeen City Jail	1					1		
	Hoquiam City Jail		3				2		
Island County	County Jail	10	2		2	8		2	
	Oak Harbor City Jail	2	1		1	2			
Jefferson County	County Jail	4	5	1		2	4	1	1
King County	Main Jail	278	10	14		187	10	45	8
	No. Rehabilitation Fac.	35		3					
	Auburn City Jail	7		2		5			
	Enumclaw City Jail	7			1		6		
	Issaquah City Jail	1	3			1	3		
	Kent City Jail	7		1		6			
	Kirkland City Jail		6				6		
	Renton City Jail	6		2		4			
Kitsap County	County Jail	24				20		2	
	Bremerton City Jail	6		2		4			
Kittitas County	County Jail	10	1	1		8		1	
Klickitat County	County Jail	11				9		1	
Lewis County	County Jail	13	2	1		10	1	2	
Lincoln County	County Jail	5		1		4			
Mason County	County Jail	12	3	1		10	1	1	
Okanogan County	County Jail	9	1	1		7		1	
	Oroville City Jail	2	1		1	2			
Pacific County	County Jail	5		1		3		1	
Pend Oreille County	County Jail	1	3						
Pierce County	County Jail	64	4	3		45	2	14	
	Buckley City Jail		5		5				
	Puyallup City Jail	3				3			
	Sumner City Jail		8		1		7		
Skagit County	County Jail	13		1		12			
	Anacortes City Jail		4		4				
	Mount Vernon City Jail		8		2		3		3
Skamania County	County Jail		10		1		9		
Snohomish County	County Jail	51		5		31		5	
	Lynnwood City Jail		13		2		6		5
Spokane County	Geiger Comm. Corr. Cente	52		10		20		15	
	County Jail	62		2		54		6	
Stevens County	County Jail	4	3	1		3	3		
Thurston County	County Jail	20	4	1		15	2	4	
	Olympia City Jail	6	1	1		5			
Wahkiakum County	County Jail		4				4		
Walla Walla County	County Jail	6		1		3		2	
	Walla Walla City Jail	2	2		1	2			1
Whatcom County	County Jail	21	2	1		18		1	
Whitman County	County Jail		8		2		3		2
Yakima County	County Jail	37		1		28		8	
	Toppenish City Jail	1			1	1			
	Wapato City Jail		4		1		3		
Wyoming		120	21	26	6	77	8	10	7
Albany County	County Jail	7		1		6			
Big Horn County	County Jail	5		1		3		1	
Campbell County	County Jail	9		2		5		1	
Carbon County	County Jail	4		1		2		1	
Converse County	County Jail	2		1		1			
Crook County	County Jail	2		1		1			
Fremont County	County Jail	5	2	1		4	2		
	Riverton City Jail		6		1		3		2
Goshen County	County Jail	1	4		1		2		1
Hot Springs County	Co. Detention Center	3		1		2			
Johnson County	County Jail	6		1		1		4	
Laramie County	County Jail	3	1		1	3			
	Cheyenne City Jail	6	1	2		3		1	1
Lincoln County	County Jail	5		1		3		1	
Natrona County	County Jail	16		1		9			
Niobrara County	County Jail	2		1		1			
Park County	County Jail	6	2	1		4	1	1	1
	Powell City Jail		5		3				2
Platte County	County Jail	2		1		1			
Sheridan County	County Jail	9		1		8			
Sublette County	County Jail	2		1		1			
Sweetwater County	County Jail	9		3		6			
Teton County	County Jail	6		1		5			
Uinta County	County Jail	8		1		7			
Washakie County	Worldand City Jail	2		1		1			
Weston County	County Jail	1		1					

Note: Figures include those staff on the payroll who worked in the jail for the 24 hour period of June 30, 1983

- Represents zero or rounds to zero.

Type of employee—Con.						Name of county	Name of jail
Educational		Professional and technical		Other			
Full time	Part time	Full time	Part time	Full time	Part time		
-	-	78	20	-	-	Washington	
-	-	-	1	-	-	Adams County	County Jail
-	-	-	-	-	-	Asotin County	Clarkston City Jail
-	-	-	-	-	-	Benton County	County Jail
-	-	-	-	-	-		Kennewick City Jail
-	-	-	1	-	-		Richland City Jail
-	-	-	-	-	-	Chelan County	County Jail
-	-	-	-	-	-		Chelan City Jail
-	-	2	-	-	-		Wenatchee City Jail
-	-	-	-	-	-	Clallam County	County Corr. Facility
-	-	-	-	-	-		Forks City Jail
-	-	-	-	-	-	Clark County	County Jail
-	-	-	-	-	-		Vancouver City Jail
-	-	-	-	-	-	Columbia County	County Jail
-	-	-	1	-	-	Cowlitz County	County Jail
-	-	-	2	-	-	Ferry County	County Jail
-	-	-	-	-	-	Franklin County	County Jail
-	-	-	1	-	-	Grant County	County Jail
-	-	-	-	-	-	Grays Harbor County	County Jail
-	-	-	-	-	-		Aberdeen City Jail
-	-	-	-	-	-		Hoquian City Jail
-	-	-	-	-	-	Island County	County Jail
-	-	-	-	-	-		Oak Harbor City Jail
-	-	32	-	-	-	Jefferson County	County Jail
-	-	24	-	-	-	King County	Main Jail
-	-	-	-	-	-		No. Rehabilitation Fac.
-	-	-	-	-	-		Auburn City Jail
-	-	-	-	-	-		Enumclaw City Jail
-	-	-	-	-	-		Issaquah City Jail
-	-	-	-	-	-		Kent City Jail
-	-	-	-	-	-		Kirkland City Jail
-	-	-	-	-	-		Renton City Jail
-	-	-	-	-	-	Kitsap County	County Jail
-	-	-	1	-	-		Bremerton City Jail
-	-	-	1	-	-	Kittitas County	County Jail
-	-	-	1	-	-	Klickitat County	County Jail
-	-	-	1	-	-	Lewis County	County Jail
-	-	-	2	-	-	Lincoln County	County Jail
-	-	-	1	-	-	Mason County	County Jail
-	-	-	-	-	-	Okanogan County	County Jail
-	-	-	-	-	-		Oroville City Jail
-	-	-	-	-	-	Pacific County	County Jail
-	-	2	2	-	-	Pend Oreille County	County Jail
-	-	-	-	-	-	Pierce County	County Jail
-	-	-	-	-	-		Buckley City Jail
-	-	-	-	-	-		Puyallup City Jail
-	-	-	-	-	-		Sumner City Jail
-	-	-	-	-	-	Skagit County	County Jail
-	-	-	-	-	-		Anacortes City Jail
-	-	-	-	-	-		Mount Vernon City Jail
-	-	10	-	-	-	Skamania County	County Jail
-	-	-	-	-	-	Snohomish County	County Jail
-	-	7	-	-	-	Spokane County	Lynnwood City Jail
-	-	-	-	-	-		Geiger Comm. Corr. Cente
-	-	-	2	-	-		County Jail
-	-	-	1	-	-	Stevens County	County Jail
-	-	-	-	-	-	Thurston County	County Jail
-	-	-	-	-	-		Olympia City Jail
-	-	-	-	-	-	Wahkiakum County	County Jail
-	-	-	-	-	-	Walla Walla County	County Jail
-	-	1	2	-	-		Walla Walla City Jail
-	-	-	1	-	-	Whatcom County	County Jail
-	-	-	-	-	-	Whitman County	County Jail
-	-	-	-	-	-	Yakima County	County Jail
-	-	-	-	-	-		Toppenish City Jail
-	-	-	-	-	-		Wapato City Jail
-	-	7	-	-	-	Wyoming	
-	-	-	-	-	-	Albany County	County Jail
-	-	1	-	-	-	Big Horn County	County Jail
-	-	-	-	-	-	Campbell County	County Jail
-	-	-	-	-	-	Carbon County	County Jail
-	-	-	-	-	-	Converse County	County Jail
-	-	-	-	-	-	Crook County	County Jail
-	-	-	-	-	-	Fremont County	County Jail
-	-	-	-	-	-		Riverton City Jail
-	-	-	-	-	-	Goshen County	County Jail
-	-	-	-	-	-	Hot Springs County	Co. Detention Center
-	-	-	-	-	-	Johnson County	County Jail
-	-	-	-	-	-	Laramie County	County Jail
-	-	-	-	-	-		Cheyenne City Jail
-	-	6	-	-	-	Lincoln County	County Jail
-	-	-	-	-	-	Natrona County	County Jail
-	-	-	-	-	-	Niobrara County	County Jail
-	-	-	-	-	-	Park County	County Jail
-	-	-	-	-	-		Powell City Jail
-	-	-	-	-	-	Platte County	County Jail
-	-	-	-	-	-	Sheridan County	County Jail
-	-	-	-	-	-	Sublette County	County Jail
-	-	-	-	-	-	Sweetwater County	County Jail
-	-	-	-	-	-	Teton County	County Jail
-	-	-	-	-	-		County Jail
-	-	-	-	-	-	Uinta County	County Jail
-	-	-	-	-	-	Washakie County	Worland City Jail
-	-	-	-	-	-	Weston County	County Jail

Table 13. Number and type of jail nonpayroll employees

Name of county	Name of jail	Type of employee							
		Total		Administration		Correctional officers		Clerical	
		Full time	Part time	Full time	Part time	Full time	Part time	Full time	Part time
Arizona		2	58	-	-	-	-	-	-
Maricopa County	Co. Jail-Max. Security -----	-	9	-	-	-	-	-	-
	Co. Jail-Med. Security -----	-	6	-	-	-	-	-	-
	Co. Jail-Max. Security -----	-	26	-	-	-	-	-	-
	County Jail -----	-	2	-	-	-	-	-	-
	County Towers Jail -----	-	13	-	-	-	-	-	-
	Medical Detention Center -----	2	-	-	-	-	-	-	-
Yavapai County	County Jail -----	-	2	-	-	-	-	-	-
California		196	90	1	-	6	-	34	21
	County Jail -----	3	-	-	-	-	-	-	-
Contra Costa County	Co. Male Work Furlough -----	-	2	-	-	-	-	-	-
	Sheriff's Rehab. Center -----	-	2	-	-	-	-	-	-
	Co. Detention Facility -----	-	2	-	-	-	-	-	-
	County Jail -----	1	1	-	-	-	-	-	-
Imperial County	County Jail -----	2	-	-	-	-	-	-	-
Kern County	County Jail -----	1	2	-	-	-	-	-	-
	Lerdo Min. Sec. Facility -----	1	2	-	-	-	-	-	-
Lake County	County Jail -----	-	2	-	-	-	-	-	-
Los Angeles County	Biscailuz Center -----	2	-	-	-	-	-	-	-
	Men's Central Jail -----	7	-	-	-	-	-	-	-
	Honor Rancho-Min. Sec. -----	13	-	-	-	-	-	-	-
	Sybil Brand Institute -----	10	-	-	-	-	-	-	-
	Honor Rancho-Max. Sec. -----	5	-	-	-	-	-	-	-
Madera County	County Jail -----	3	1	-	-	-	-	-	1
Mariposa County	County Jail -----	1	-	-	-	-	-	1	-
Monterey County	County Jail -----	8	2	-	-	-	-	1	1
	County Rehab. Center -----	2	-	-	-	-	-	-	-
Placer County	County Jail -----	1	2	-	-	-	-	-	-
	Minimum Security Jail -----	3	-	-	-	-	-	-	-
	County Jail -----	-	5	-	-	-	-	-	-
	County Jail -----	-	1	-	-	-	-	-	-
Sacramento County	County Main Jail -----	19	-	-	-	-	-	4	-
	Rio Consumnes Corr. Ctr. -----	33	23	-	-	-	-	10	6
San Bernardino County	County Jail -----	1	-	-	-	-	-	-	-
San Diego County	Descanso Detention Fac. -----	2	-	-	-	-	-	2	-
	Camp Morena -----	9	-	1	-	6	-	2	-
	San Jose Honor Camp -----	-	2	-	-	-	-	-	2
	West Folk Honor Camp -----	2	1	-	-	-	-	2	-
	Las Colinas Det. Fac. -----	2	-	-	-	-	-	-	-
	South Bay Detention Fac. -----	-	16	-	-	-	-	-	11
San Luis Obispo County	County Jail -----	5	2	-	-	-	-	1	-
San Mateo County	County Main Jail -----	3	-	-	-	-	-	-	-
	Sheriff's Honor Camp -----	2	3	-	-	-	-	2	-
	Co. Work Furlough Fac. -----	2	-	-	-	-	-	2	-
	Women's Corr. Facility -----	2	-	-	-	-	-	-	-
Santa Barbara County	Co. Detention Facility -----	8	1	-	-	-	-	-	-
Santa Clara County	County Main Jail -----	15	-	-	-	-	-	-	-
	Womens Detention Facility -----	1	-	-	-	-	-	-	-
	Womens Residential Ctr. -----	2	-	-	-	-	-	-	-
Solano County	County Jail -----	1	-	-	-	-	-	-	-
	Solano County Jail -----	1	-	-	-	-	-	-	-
	Co. Detention Facility -----	1	-	-	-	-	-	-	-
Stanislaus County	Honor Farm -----	-	3	-	-	-	-	-	-
Tehama County	County Jail -----	8	-	-	-	-	-	-	-
Tulare County	County Jail -----	-	4	-	-	-	-	-	-
	Co. Correctional Center -----	2	3	-	-	-	-	-	-
Tuolumne County	County Jail -----	1	-	-	-	-	-	-	-
Ventura County	County Jail -----	-	3	-	-	-	-	-	-
Yuba County	Honor Farm -----	9	-	-	-	-	-	7	-
	County Jail -----	2	-	-	-	-	-	-	-
Colorado		10	11	-	-	-	-	-	-
Boulder County	County Jail -----	-	1	-	-	-	-	-	-
Clear Creek County	County Jail -----	-	1	-	-	-	-	-	-
Delta County	County Jail -----	1	-	-	-	-	-	-	-
La Plata County	County Jail -----	1	3	-	-	-	-	-	-
Moffat County	County Jail -----	-	4	-	-	-	-	-	-
Morgan County	County Jail -----	4	-	-	-	-	-	-	-
Rio Blanco County	County Jail -----	-	2	-	-	-	-	-	-
Weld County	County Jail -----	4	-	-	-	-	-	-	-
Idaho		1	1	-	-	-	-	-	-
Canyon County	County Jail -----	-	1	-	-	-	-	-	-
Shoshone County	County Jail -----	1	-	-	-	-	-	-	-
Montana		-	1	-	-	-	-	-	-
Park County	County Jail -----	-	1	-	-	-	-	-	-
Nevada		6	4	-	-	-	-	-	-
Clark County	Las Vegas Misdemeanant -----	3	2	-	-	-	-	-	-
	No. Las Vegas City Jail -----	-	2	-	-	-	-	-	-
Douglas County	County Jail -----	3	-	-	-	-	-	-	-
New Mexico		2	13	-	10	-	-	-	-
Dona Ana County	County Jail -----	-	12	-	10	-	-	-	-
Otero County	County Jail -----	1	1	-	-	-	-	-	-
San Juan County	County Detention Center -----	1	-	-	-	-	-	-	-
Oregon		6	12	2	1	-	-	3	-
Clatsop County	Co. Detention Facility -----	-	3	-	-	-	-	-	-
Crook County	Prineville City Jail -----	1	-	-	-	-	-	1	-
Jackson County	County Jail -----	1	-	-	-	-	-	-	-
Lane County	County Jail -----	4	4	2	1	-	-	2	-
Multnomah County	Rocky Butte Jail -----	-	3	-	-	-	-	-	-
Polk County	County Jail -----	-	2	-	-	-	-	-	-

See footnotes at end of table.

Type of employee—Con.						Name of county	Name of jail
Educational		Professional and technical		Other			
Full time	Part time	Full time	Part time	Full time	Part time		
-	-	2	58	-	-	Arizona	
-	-	-	9	-	-	Maricopa County	Co. Jail-Max. Security
-	-	-	6	-	-		Co. Jail-Med. Security
-	-	-	26	-	-		Co. Jail-Max. Security
-	-	-	2	-	-		County Jail
-	-	-	13	-	-		County Towers Jail
-	-	2	-	-	-		Medical Detention Center
-	-	-	2	-	-	Yavapai County	County Jail
52	12	102	57	1	-	California	
-	-	3	-	-	-		County Jail
-	2	-	-	-	-	Contra Costa County	Co. Male Work Furlough
-	2	-	-	-	-		Sheriffs Rehab. Center
-	-	-	7	-	-		Co. Detention Facility
-	-	1	1	-	-		County Jail
2	-	1	2	-	-	Imperial County	County Jail
-	-	1	1	-	-	Kern County	County Jail
-	1	1	2	-	-	Lake County	Gerdo Min. Sec. Facility
-	-	-	-	-	-	Los Angeles County	County Jail
2	-	-	-	-	-		Biscailuz Center
7	-	-	-	-	-		Men's Central Jail
13	-	-	-	-	-		Honor Rancho-Min. Sec.
10	-	-	-	-	-		Sybil Brand Institute
5	-	-	-	-	-		Honor Rancho-Max. Sec.
-	-	3	-	-	-	Madera County	County Jail
-	-	5	1	-	-	Mariposa County	County Jail
2	-	2	2	-	-	Monterey County	County Jail
-	-	1	2	-	-		County Rehab. Center
-	-	3	4	-	-	Placer County	County Jail
-	1	-	-	-	-		Minimum Security Jail
-	1	-	-	-	-		County Jail
-	-	15	-	-	-	Sacramento County	County Jail
2	-	21	17	-	-		County Main Jail
-	-	-	-	1	-	San Bernardino County	Rio Consumnes Corr. Ctr.
-	-	-	-	-	-	San Diego County	County Jail
-	-	-	-	-	-		Descanso Detention Fac.
-	-	-	-	-	-		Camp Morena
-	1	-	-	-	-		San Jose Honor Camp
2	-	-	-	-	-		West Folk Honor Camp
-	-	-	-	-	-		Las Colinas Det. Fac.
2	-	-	5	-	-	San Luis Obispo County	South Bay Detention Fac.
3	-	2	2	-	-		County Jail
-	-	-	3	-	-	San Mateo County	County Main Jail
-	-	-	-	-	-		Sheriffs Honor Camp
-	-	2	8	-	-		Co. Work Furlough Fac.
-	-	8	1	-	-	Santa Barbara County	Women's Corr. Facility
-	-	15	-	-	-	Santa Clara County	Co. Detention Facility
1	-	2	-	-	-		County Main Jail
-	-	1	-	-	-		Womens Detention Facility
-	-	1	-	-	-		Womens Residential Ctr.
-	-	1	-	-	-	Solano County	County Jail
-	1	-	-	-	-		Solano County Jail
-	-	-	-	-	-		Co. Detention Facility
-	-	1	2	-	-	Stanislaus County	Honor Farm
-	-	8	2	-	-	Tehama County	County Jail
-	-	2	2	-	-	Tulare County	County Jail
-	-	1	9	-	-	Tuolumne County	Co. Correctional Center
-	-	2	9	-	-	Ventura County	County Jail
1	-	1	-	-	-	Yuba County	County Jail
4	1	6	10	-	-	Colorado	
-	1	-	-	-	-	Boulder County	County Jail
-	-	-	1	-	-	Clear Creek County	County Jail
-	-	1	3	-	-	Delta County	County Jail
-	-	1	4	-	-	La Plata County	County Jail
-	-	-	-	-	-	Moffat County	County Jail
1	-	3	-	-	-	Morgan County	County Jail
3	-	1	-	-	-	Rio Blanco County	County Jail
-	-	-	-	-	-	Weld County	County Jail
-	-	1	1	-	-	Idaho	
-	-	-	1	-	-	Canyon County	County Jail
-	-	1	-	-	-	Shoshone County	County Jail
-	-	-	1	-	-	Montana	
-	-	-	1	-	-	Park County	County Jail
-	-	6	2	-	-	Nevada	
-	-	3	2	-	-	Clark County	Las Vegas Misdemeanant
-	-	3	-	-	-	Douglas County	No. Las Vegas City Jail
-	-	2	3	-	-	New Mexico	County Jail
-	-	-	2	-	-	Dona Ana County	County Jail
-	-	1	1	-	-	Otero County	County Jail
-	-	1	-	-	-	San Juan County	County Detention Center
1	2	-	9	-	-	Oregon	
-	-	-	3	-	-	Clatsop County	Co. Detention Facility
-	-	-	-	-	-	Crook County	Prineville City Jail
1	-	-	-	-	-	Jackson County	County Jail
-	1	-	2	-	-	Lane County	County Jail
-	1	-	2	-	-	Multnomah County	County Jail
-	-	-	2	-	-	Polk County	Rocky Butte Jail
-	-	-	2	-	-		County Jail

Table 13. Number and type of jail nonpayroll employees—Con.

Name of county	Name of jail	Type of employee							
		Total		Administration		Correctional officers		Clerical	
		Full time	Part time	Full time	Part time	Full time	Part time	Full time	Part time
Utah		-	7	-	-	-	-	-	-
Tooele County	County Jail.....	-	2	-	-	-	-	-	-
Wasatch County	County Jail.....	-	1	-	-	-	-	-	-
Weber County	County Jail.....	-	4	-	-	-	-	-	-
Washington		55	19	2	-	-	1	5	-
Clallam County	County Corr. Facility.....	2	-	-	-	-	-	-	-
Cowlitz County	County Jail.....	-	2	-	-	-	-	-	-
Grant County	County Jail.....	-	1	-	-	-	-	-	-
Island County	County Jail.....	-	2	-	-	-	-	-	-
	Oak Harbor City Jail.....	1	-	-	-	-	-	-	-
King County	Main Jail.....	47	-	2	-	-	-	4	-
	Auburn City Jail.....	-	1	-	-	-	-	-	-
	Issaquah City Jail.....	1	-	-	-	-	-	-	-
	Kent City Jail.....	-	1	-	-	-	-	-	-
Kitsap County	County Jail.....	-	1	-	-	-	-	-	-
	Bremerton City Jail.....	-	1	-	-	-	-	-	-
Snohomish County	County Jail.....	-	2	-	-	-	-	-	-
Spokane County	County Jail.....	3	-	-	-	-	-	-	-
Stevens County	County Jail.....	-	1	-	-	-	1	-	-
Walla Walla County	County Jail.....	-	1	-	-	-	-	-	-
Yakima County	County Jail.....	-	4	-	-	-	-	-	-
	Toppenish City Jail.....	1	-	-	-	-	-	1	-

Note: Figures include staff not on payroll, e.g., those under contractual agreement, Federal grants and college interns who worked at the jail during the 24 hour period of June 30, 1983. Community volunteers are excluded.

- Represents zero or rounds to zero.

Type of employee--Con.						Name of county	Name of jail
Educational		Professional and technical		Other			
Full time	Part time	Full time	Part time	Full time	Part time		
-	-	-	7	-	-	Utah	
-	-	-	2	-	-	- Tooele County	County Jail
-	-	-	1	-	-	- Wasatch County	County Jail
-	-	-	4	-	-	- Weber County	County Jail
5	2	43	16	-	-	Washington	
-	-	2	-	-	-	- Clallam County	County Corr. Facility
-	-	-	2	-	-	- Cowlitz County	County Jail
-	-	-	1	-	-	- Grant County	County Jail
-	-	-	2	-	-	- Island County	County Jail
3	-	1	-	-	-	- King County	Oak Harbor City Jail
-	-	38	-	-	-		Main Jail
-	-	1	1	-	-		Auburn City Jail
-	-	-	-	-	-		Issaquah City Jail
-	-	-	1	-	-		Kent City Jail
-	-	-	1	-	-	- Kitsap County	County Jail
-	-	-	1	-	-		Bremerton City Jail
-	1	-	1	-	-	- Snohomish County	County Jail
2	1	1	1	-	-	- Spokane County	County Jail
-	-	-	1	-	-	- Stevens County	County Jail
-	-	-	1	-	-	- Walla Walla County	County Jail
-	-	-	4	-	-	- Yakima County	County Jail
-	-	-	-	-	-		Toppenish City Jail

Table 14. Work release and weekend sentence programs

[X indicates characteristic present. State total is sum of X's]

Name of county	Name of jail	Work release programs				Weekend sentence programs			
		Jail has a work release program		Number of inmates participating		Jail has a weekend sentence program		Number of inmates participating	
		Yes	No	Males	Females	Yes	No	Males	Females
Alaska		4	1	4	-	2	3	1	-
Kenai Peninsula Borough	Seward City Jail	X	-	2	-	-	X	-	-
Kobuk Census Area	Kotzebue City Jail	-	X	-	-	-	X	-	-
Kodiak Island Borough	Kodiak City Jail	X	-	-	-	X	-	1	-
Sitka city and Borough	Sitka City Jail	X	-	1	-	-	X	-	-
Valdez-Cordova Area	Cordova City Jail	X	-	1	-	X	-	-	-
Arizona		19	12	237	27	19	12	106	4
Apache County	County Jail	X	-	4	-	X	-	4	-
Cochise County	County Jail	X	-	4	-	X	-	2	-
	Douglas City Jail	X	-	1	-	-	X	-	-
Cocconino County	County Jail	X	-	15	-	X	-	3	-
Gila County	County Jail	X	-	7	-	X	-	2	-
	Miami City Jail	X	-	1	1	X	-	1	1
Graham County	County Jail	-	X	-	-	X	-	2	-
Greenlee County	County Jail	-	X	-	-	-	X	-	-
Maricopa County	Co. Jail-Max. Security	-	X	-	-	-	X	-	-
	Co. Jail-Med. Security	X	-	110	-	X	-	50	-
	Co. Jail-Max. Security	X	-	7	23	-	-	-	-
	County Jail	-	X	-	-	-	X	-	-
	County Towers Jail	-	X	-	-	-	X	-	-
	Medical Detention Center	-	X	-	-	-	X	-	-
	Peoria City Jail	-	X	-	-	-	X	-	-
	Tolleson City Jail	X	-	-	-	X	-	2	-
Mohave County	County Jail	X	-	5	2	X	-	3	2
	County Honor Farm	X	-	10	-	X	-	2	-
Navajo County	County Jail	X	-	1	-	X	-	2	-
	Winslow City Jail	X	-	-	1	X	-	2	-
Pima County	County Detention Center	-	X	-	-	-	X	-	-
	County Jail Annex	X	-	52	-	X	-	14	-
	County Jail Substation	X	-	1	-	-	X	-	-
	South Tucson Town Jail	X	-	1	-	X	-	1	-
Pinal County	County Jail	-	X	-	-	X	-	-	-
	Coolidge City Jail	-	X	-	-	-	X	-	-
	Eloy City Jail	X	-	4	-	X	-	1	-
Santa Cruz County	County Jail	-	X	-	-	-	X	11	1
Yavapai County	County Jail	X	-	10	-	X	-	3	-
Yuma County	County Jail	-	X	-	-	-	X	-	-
La Paz County	County Jail	X	-	4	-	X	-	1	-
California		63	79	2,413	202	80	62	2,005	295
Alameda County	Co. Jail-Santa Rita	-	X	-	-	X	-	68	2
	County Jail	-	X	-	-	-	X	-	-
	Co. Male Work Furlough	X	-	173	-	-	-	-	-
	Co. Female Work Furlough	X	-	-	13	-	-	-	-
	Oakland City Jail	-	X	-	-	-	X	-	-
Amador County	County Jail	-	X	-	-	-	X	-	-
Butte County	County Jail	X	-	24	3	X	-	25	-
Calaveras County	County Jail	X	-	4	-	X	-	2	-
Colusa County	County Jail	-	X	-	-	-	X	-	-
Contra Costa County	Sheriff's Rehab. Center	-	X	-	-	-	X	10	-
	Work Furlough Center	X	-	71	6	X	-	10	2
	Co. Detention Facility	-	X	-	-	-	X	60	16
	Co. Jail-Men's Dormitory	X	-	25	1	X	-	3	-
Del Norte County	County Jail	X	-	22	-	X	-	8	-
El Dorado County	County Jail	-	X	-	-	-	X	4	2
	County Jail	-	X	-	-	-	X	4	1
Fresno County	County Jail	X	-	63	7	X	-	100	20
	Industrial Farm	X	-	65	6	X	-	10	4
Glenn County	County Jail	X	-	7	-	X	-	5	-
Humboldt County	County Jail	-	X	-	-	-	X	10	2
Imperial County	County Jail	-	X	-	-	-	X	-	-
	Minimum Security Jail	X	-	2	-	X	-	15	-
	Brawley City Jail	-	X	-	-	-	X	2	-
Inyo County	County Jail	X	-	2	-	X	-	5	-
Kern County	County Jail	-	X	-	-	-	X	58	-
	Lerdo Min. Sec. Facility	-	X	-	-	-	X	40	-
	Lerdo Max. Med. Facility	-	X	-	-	-	X	40	-
	County Jail	-	X	-	-	-	X	2	-
Kings County	County Jail	-	X	-	-	-	X	4	-
Lake County	County Jail	-	X	-	-	-	X	3	-
Lassen County	County Jail	X	-	8	-	X	-	-	-
Los Angeles County	Biscailuz Center	-	X	-	-	-	X	-	-
	Hall of Justice Jail	X	-	148	-	X	-	325	-
	Men's Central Jail	-	X	-	-	-	X	-	-
	Honor Rancho-Min. Sec.	-	X	-	-	-	X	-	-
	Sybil Brand Institute	-	X	-	-	X	-	-	30
	Honor Rancho-Max. Sec.	-	X	-	-	-	X	-	-
	Burbank City Jail	-	X	-	-	X	-	5	-
	Glendale City Jail	-	X	-	-	-	X	-	-
	Long Beach City Jail	-	X	-	-	-	X	15	-
	Pasadena City Jail	-	X	-	-	-	X	5	-
	Torrance City Jail	-	X	-	-	-	X	2	1
Madera County	County Jail	X	-	38	-	X	-	30	2
Marin County	County Jail	-	X	-	-	-	X	-	-
Mariposa County	County Jail	-	X	-	-	-	X	-	-
Mendocino County	Low Gap Detention Ctr.	X	-	15	1	X	-	20	5
	Maximum Security Jail	-	X	-	-	-	X	-	-
Merced County	Branch Jail	X	-	67	-	X	-	20	-
	County Jail	-	X	-	-	-	X	-	6
	Los Banos City Jail	-	X	-	-	-	X	-	-
Modoc County	County Detention Center	-	X	-	-	-	X	-	-
Mono County	County Jail	X	-	1	1	X	-	20	1
Monterey County	County Jail	X	-	38	3	X	-	14	5
	County Rehab. Center	X	-	40	3	X	-	7	1
Napa County	Dept Of Corrections	X	-	23	1	X	-	4	1
Nevada County	County Jail	X	-	8	-	X	-	4	1

See footnotes at end of table.

Table 14. Work release and weekend sentence programs—Con.

[X indicates characteristic present. State total is sum of X's]

Name of county	Name of jail	Work release programs				Weekend sentence programs			
		Jail has a work release program		Number of inmates participating		Jail has a weekend sentence program		Number of inmates participating	
		Yes	No	Males	Females	Yes	No	Males	Females
California—Con.									
Orange County	County Jail	X	-	130	11	X	-	90	27
	Theo Lacy Facility	X	-	104	-	X	-	90	-
	J. A. Musick Facility	X	-	-	10	X	-	-	12
	Anaheim City Jail	-	X	-	-	-	X	-	-
	Costa Mesa City Jail	-	X	-	-	-	X	-	-
	Newport Beach City Jail	-	X	-	-	-	X	-	-
Placer County	San Clemente City Jail	-	X	-	-	-	X	-	-
	County Jail	X	-	10	2	X	-	21	3
Plumas County	Minimum Security Jail	X	-	7	-	X	-	2	-
Riverside County	County Jail	X	-	4	-	X	-	2	-
	Banning Rehab. Center	X	-	127	6	X	-	105	1
	County Jail	-	X	-	-	-	X	3	2
	County Jail	-	X	-	-	-	X	21	2
	County Jail	-	X	-	-	-	X	2	-
	Hemet City Jail	-	X	-	-	-	X	-	-
Sacramento County	Perris City Jail	-	X	-	-	-	X	-	-
	County Main Jail	-	X	-	-	-	X	-	-
San Benito County	Rio Consumnes Corr. Ctr.	X	-	106	15	X	-	76	20
	Co. Work Furlough Center	X	-	99	10	-	X	-	-
San Bernardino County	County Jail	X	-	13	-	X	-	4	1
	Glen Helen Rehab. Center	-	X	-	-	X	-	150	20
San Diego County	Co. Work Furlough Center	X	-	83	-	-	X	-	-
	Barrett Honor Camp	-	X	-	-	-	X	-	-
	Descanso Detention Fac.	X	-	8	-	X	-	12	-
	Camp Morena	-	X	-	-	-	X	-	-
	LaCima Conserv. Honor Camp	-	X	-	-	-	X	-	-
	San Jose Honor Camp	-	X	-	-	-	X	-	-
San Francisco City/Co.	West Folk Honor Camp	-	X	-	-	-	X	-	-
	County Jail	X	-	20	-	X	-	17	-
	Las Colinas Det. Fac.	X	-	-	15	X	-	-	2
	Vista Detention Facility	X	-	3	-	X	-	15	2
	South Bay Detention Fac.	-	X	-	-	-	X	2	-
	San Francisco Jail No. 1	-	X	-	-	-	X	-	-
San Joaquin County	San Francisco Jail No. 3	-	X	-	-	-	X	-	-
	San Francisco Jail No. 2	-	X	-	-	-	X	25	5
	San Francisco Jail No. 4	X	-	54	8	X	-	-	-
	Jail Hospital-Ward 7D	-	X	-	-	-	X	-	-
San Luis Obispo County	County Men's Jail	-	X	-	-	X	-	8	4
	County Female Jail	X	-	-	3	X	-	-	15
San Mateo County	Honor Farm	X	-	30	1	X	-	76	-
	County Jail	-	X	-	-	-	X	21	3
Santa Barbara County	County Main Jail	-	X	-	-	-	X	-	-
	Sheriff's Honor Camp	-	X	-	-	-	X	-	-
	Co. Work Furlough Fac.	X	-	96	-	X	-	25	-
	Women's Corr. Facility	X	-	-	14	X	-	-	12
Santa Clara County	Medium Security Facility	-	X	-	-	-	X	-	-
	Co. Detention Facility	X	-	30	4	-	X	-	-
Santa Cruz County	Honor Farm	X	-	27	-	-	X	-	-
	Lompoc City Jail	-	X	-	-	-	X	-	-
	County Main Jail	-	X	-	-	-	X	-	-
	Elmwood Jail	-	X	-	-	-	X	-	-
	North Co. Detention Fac.	-	X	-	-	-	X	-	-
	Womens Detention Facility	-	X	-	-	-	X	-	-
Shasta County	Co. Jail-Min. Security	X	-	107	-	X	-	25	10
	Elmwood Jail-Mod. Fac.	-	X	-	-	-	X	-	-
Siskiyou County	Womens Residential Ctr.	X	-	-	22	-	X	-	-
	Park Alameda Work Furl.	X	-	80	-	-	X	-	-
Solano County	Elmwood Jail-Medium Sec.	-	X	-	-	-	X	-	-
	County Jail	-	X	-	-	-	X	-	-
Sonoma County	Rehabilitation Facility	X	-	39	-	X	-	30	-
	County Water St. Jail	-	X	-	-	-	X	-	4
Stanislaus County	County Jail	-	X	-	-	-	X	-	-
	Crystal Creek Center	X	-	5	-	-	X	-	-
Sutter County	Co. Detention Annex	X	-	4	1	X	-	10	2
	County Jail	-	X	-	-	-	X	-	-
Tehama County	Solano County Jail	-	X	-	-	-	X	-	-
	Co. Detention Facility	X	-	20	2	X	-	43	7
Tulare County	County Jail	X	-	40	1	-	X	5	-
	Minimum Security Jail	X	-	76	-	-	X	-	-
Tuolumne County	Honor Farm	X	-	17	19	-	X	-	-
	County Women's Facility	X	-	2	2	X	-	14	2
Ventura County	County Jail	X	-	4	1	X	-	7	1
	County Jail	-	X	-	-	-	X	2	-
Yuba County	County Jail	-	X	-	-	-	X	-	15
	Co. Correctional Center	X	-	60	-	X	-	70	-
Colorado	County Jail	X	-	5	-	X	-	5	-
	Co. Work Furlough Prog.	X	-	142	16	X	-	51	8
Adams County	County Jail	-	X	-	-	-	X	-	-
	Honor Farm	-	X	-	-	-	X	-	-
Alamosa County	Port Hueneme City Jail	-	X	-	-	-	X	-	-
	County Jail	X	-	16	2	X	-	4	5
Arapahoe County	County Prison Farm	X	-	3	-	X	-	20	-
	County Jail	X	-	3	-	X	-	10	1
Archuleta County	County Jail	31	29	306	23	44	16	177	12
	County Jail	-	X	-	-	-	X	-	-
Baca County	Work Release Annex	X	-	7	-	X	-	25	-
	County Jail	X	-	3	-	X	-	14	-
Bent County	County Jail	X	-	18	1	X	-	2	-
	Aurora City Jail	-	X	-	-	-	X	3	-
Boulder County	County Jail	X	-	1	-	X	-	2	-
	County Jail	-	X	-	-	-	X	1	-
	County Jail	X	-	10	-	X	-	15	-

See footnotes at end of table.

Table 14. Work release and weekend sentence programs—Con.

[X indicates characteristic present. State total is sum of X's]

Name of county	Name of jail	Work release programs				Weekend sentence programs			
		Jail has a work release program		Number of inmates participating		Jail has a weekend sentence program		Number of inmates participating	
		Yes	No	Males	Females	Yes	No	Males	Females
Colorado—Con.									
Chaffee County	County Jail	-	X	-	-	X	-	3	-
Cheyenne County	County Jail	-	X	-	-	X	-	-	-
Clear Creek County	County Jail	-	X	-	-	X	-	2	-
Conejos County	County Jail	X	-	3	-	X	-	2	-
Costilla County	County Jail	X	-	1	-	X	-	1	-
Delta County	County Jail	X	-	2	-	X	-	3	-
Denver City and County	County Jail	X	-	88	3	X	-	10	2
Douglas County	County Jail	-	X	-	-	X	-	6	-
Eagle County	County Corr. Facility	-	X	-	-	X	-	2	-
Elbert County	County Jail	X	-	1	-	X	-	3	-
El Paso County	County Jail	-	X	-	-	-	X	-	-
	Community Corrections	X	-	41	3	-	X	-	-
Fremont County	County Jail	-	X	-	-	X	-	4	-
Garfield County	County Jail	X	-	4	-	X	-	4	4
Gilpin County	County Jail	-	X	-	-	X	-	2	-
Grand County	County Jail	-	X	-	-	X	-	3	1
Gunnison County	County Jail	X	-	-	6	X	-	2	1
Huerfano County	County Jail	-	X	-	-	X	-	2	-
Jackson County	County Jail	-	X	-	-	-	X	-	-
Jefferson County	County Jail	-	X	-	-	X	-	6	2
	Work Ed. Release Program	X	-	39	9	-	X	-	-
Kit Carson County	County Jail	X	-	1	-	X	-	2	-
Lake County	County Jail	-	X	-	-	-	X	-	-
La Plata County	County Jail	X	-	5	-	X	-	1	-
Larimer County	County Jail	-	X	-	-	-	X	-	-
Las Animas County	County Jail	X	-	3	-	X	-	2	-
Lincoln County	County Jail	X	-	3	-	X	-	-	-
Logan County	County Jail	X	-	2	-	-	X	-	-
Mesa County	County Jail	-	X	-	-	X	-	5	-
	County Work Release	-	X	-	-	-	X	-	-
Moffat County	County Jail	-	X	-	-	X	-	4	-
	Corr. Alt. Placement	X	-	18	-	-	X	-	-
Montezuma County	County Jail	X	-	2	-	X	-	3	-
Montrose County	County Jail	X	-	5	-	X	-	1	-
Morgan County	County Jail	X	-	1	-	X	-	1	-
Otero County	County Jail	X	-	2	-	X	-	1	-
Phillips County	County Jail	-	X	-	-	-	X	-	-
Pitkin County	County Jail	-	X	-	-	X	-	2	-
Prowers County	County Jail	-	X	-	-	-	X	-	-
Pueblo County	Detention and Corr. Fac.	-	X	-	-	X	-	12	1
	Detention Fac.-Annex 3	X	-	24	-	-	X	-	-
Rio Blanco County	County Jail	X	-	3	-	X	-	3	-
Rio Grande County	County Jail	X	-	1	-	X	-	1	-
Routt County	County Jail	-	X	-	-	X	-	1	-
Saguache County	County Jail	-	X	-	-	X	-	3	-
Sedgwick County	County Jail	-	X	-	-	X	-	-	-
Summit County	County Jail	X	-	-	-	X	-	3	-
Teller County	County Jail	X	-	2	-	X	-	2	-
Washington County	County Jail	X	-	2	-	X	-	3	-
Weld County	County Jail	X	-	14	1	X	-	10	1
Yuma County	County Jail	-	X	-	-	-	X	-	-
Idaho		33	3	81	3	30	6	57	7
Ada County	County Jail	X	-	14	-	X	-	3	-
Adams County	County Jail	X	-	1	-	X	-	-	-
Bannock County	County Jail	X	-	3	-	X	-	3	-
Bear Lake County	Montpelier City Jail	X	-	1	-	X	-	2	-
Benewah County	County Jail	X	-	2	-	X	-	2	-
Bingham County	County Jail	X	-	-	-	X	-	5	-
Blaine County	County Jail	X	-	4	-	X	-	2	1
Bonneville County	County Jail	X	-	8	-	X	-	-	-
Boundary County	County Jail	-	X	-	-	-	X	-	-
Canyon County	County Jail	X	-	7	-	X	-	4	-
	Nampa City Jail	X	-	1	-	X	-	1	-
Caribou County	County Jail	X	-	1	-	-	X	-	-
Cassia County	County Jail	X	-	3	-	X	-	8	2
Clark County	County Jail	X	-	-	-	X	-	-	-
Clearwater County	County Jail	X	-	-	-	-	X	-	-
Elmore County	County Jail	X	-	5	-	X	-	-	-
Franklin County	County Jail	X	-	-	-	X	-	1	-
Fremont County	County Jail	-	X	-	-	X	-	3	-
Gen County	County Jail	X	-	1	-	-	X	-	-
Gooding County	County Jail	X	-	2	-	X	-	2	-
Idaho County	County Jail	X	-	-	-	-	-	-	-
Jefferson County	County Jail	X	-	-	-	X	-	3	-
Jerome County	County Jail	X	-	-	1	X	-	1	-
Latah County	County Jail	X	-	1	-	X	-	2	-
Lemhi County	County Jail	X	-	-	-	-	X	-	-
Lewis County	County Jail	X	-	-	-	X	-	1	1
Madison County	County Jail	X	-	-	-	X	-	1	-
Minidoka County	County Jail	X	-	2	-	X	-	4	-
Nez Perce County	County Jail	X	-	6	2	X	-	-	2
Owyhee County	County Jail	-	X	-	-	X	-	1	-
Payette County	County Jail	X	-	2	-	X	-	1	-
Power County	County Jail	X	-	1	-	X	-	1	-
Shoshone County	County Jail	X	-	1	-	X	-	1	-
Twin Falls County	County Jail	X	-	6	-	X	-	2	1
Valley County	County Jail	X	-	3	-	X	-	1	-
Washington County	County Jail	X	-	-	-	X	-	2	-

See footnotes at end of table.

Table 14. Work release and weekend sentence programs—Con.

[X indicates characteristic present. State total is sum of X's]

Name of county	Name of jail	Work release programs				Weekend sentence programs			
		Jail has a work release program		Number of inmates participating		Jail has a weekend sentence program		Number of inmates participating	
		Yes	No	Males	Females	Yes	No	Males	Females
Montana		20	30	10	-	30	20	40	2
Beaverhead County	County Jail	X	-	1	-	X	-	1	-
Big Horn County	County Jail	X	-	-	-	X	-	2	-
Blaine County	County Jail	X	-	-	-	X	-	1	-
	Harlem City Jail	-	X	-	-	-	X	-	-
Broadwater County	County Jail	-	X	-	-	X	-	-	-
Carbon County	County Jail	X	-	-	-	X	-	1	-
Cascade County	County Jail	X	-	1	-	X	-	1	1
	Great Falls City Jail	X	-	1	-	X	-	-	-
Chouteau County	County Jail	X	-	-	-	X	-	1	-
Custer County	County Jail	-	X	-	-	-	X	-	-
Daniels County	County Jail	X	-	-	-	-	X	-	-
Dawson County	County Jail	-	X	-	-	X	-	1	-
Anaconda-Deer Lodge Co.	County Jail	X	-	1	-	-	X	-	-
Fallon County	County Jail	-	X	-	-	-	X	-	-
Fergus County	County Jail	-	X	-	-	X	-	-	-
Flathead County	County Jail	-	X	-	-	X	-	3	-
Gallatin County	County Jail	X	-	1	-	X	-	3	1
Glacier County	County Jail	-	X	-	-	-	X	-	-
	Cut Bank City Jail	-	X	-	-	X	-	-	-
Granite County	County Jail	-	X	-	-	-	X	-	-
Hill County	County Jail	X	-	1	-	X	-	1	-
	Havre City Jail	X	-	1	-	X	-	1	-
Jefferson County	County Jail	-	X	-	-	X	-	2	-
Lake County	County Jail	-	X	-	-	X	-	4	-
Lewis and Clark County	County Jail	X	-	2	-	X	-	4	-
Liberty County	County Jail	-	X	-	-	-	X	-	-
Lincoln County	County Jail	X	-	-	-	X	-	1	-
Madison County	County Jail	-	X	-	-	-	X	-	-
Mineral County	County Jail	X	-	1	-	X	-	1	-
Missoula County	County Jail	-	X	-	-	-	X	-	-
Musselshell County	County Jail	-	X	-	-	X	-	3	-
Park County	County Jail	X	-	-	-	-	X	-	-
Phillips County	County Jail	-	X	-	-	-	X	-	-
Pondera County	County Jail	-	X	-	-	X	-	1	-
Powder River County	County Jail	-	X	-	-	-	X	-	-
Powell County	County Jail	X	-	-	-	-	X	-	-
Prairie County	County Jail	-	X	-	-	-	X	-	-
Ravalli County	County Jail	-	X	-	-	X	-	3	-
Richland County	County Jail	-	X	-	-	-	X	-	-
Roosevelt County	County Jail	-	X	-	-	X	-	1	-
Rosebud County	County Jail	-	X	-	-	X	-	-	-
Sanders County	County Jail	X	-	-	-	X	-	1	-
Sheridan County	County Jail	-	X	-	-	X	-	-	-
Butte-Silver Bow County	County Jail	-	X	-	-	-	X	-	-
Stillwater County	County Jail	-	X	-	-	X	-	2	-
Teton County	County Jail	-	X	-	-	-	X	-	-
Toole County	County Jail	-	X	-	-	-	X	-	-
Valley County	County Jail	X	-	-	-	X	-	-	-
Wheatland County	County Jail	X	-	-	-	X	-	1	-
Yellowstone County	County Jail	-	X	-	-	-	X	-	-
Nevada		8	15	16	2	20	3	56	9
Churchill County	County Jail	-	X	-	-	X	-	2	-
	Fallon City Jail	X	-	2	-	X	-	1	-
Clark County	County Jail	-	X	-	-	X	-	2	-
	Las Vegas Misdemeanant	X	-	-	-	X	-	2	-
	Henderson City Jail	-	X	-	-	-	X	1	1
	No. Las Vegas City Jail	-	X	-	-	-	X	-	-
Douglas County	County Jail	X	-	4	2	X	-	6	1
Elko County	County Jail	-	X	-	-	X	-	3	-
Esmeralda County	County Jail	-	X	-	-	-	X	-	-
Eureka County	County Jail	-	X	-	-	X	-	1	-
Humboldt County	County Jail	-	X	-	-	X	-	2	-
Lander County	Austin Jail	-	X	-	-	X	-	-	1
Lyon County	County Jail	X	-	4	-	X	-	4	2
Mineral County	Hawthorne Town Jail	X	-	-	-	X	-	2	-
Nye County	County Jail	X	-	2	-	X	-	1	-
	County Jail	-	X	-	-	-	X	-	-
Carson City city area	Carson City Jail	-	X	-	-	X	-	12	1
Pershing County	County Jail	X	-	1	-	X	-	2	-
Washoe County	County Jail	-	X	-	-	X	-	-	1
	County Detention Center	-	X	-	-	X	-	8	-
	Reno City Jail	-	X	-	-	X	-	3	1
	Sparks City Jail	-	X	-	-	X	-	3	1
White Pine County	County Jail	X	-	3	-	X	-	1	-
New Mexico		21	14	160	2	27	8	112	4
Bernalillo County	City-County Jail	X	-	52	2	X	-	24	-
	City-Co. Satellite Jail	X	-	34	-	X	-	4	-
Catron County	County Jail	-	X	-	-	-	X	-	-
Chaves County	County Jail	-	X	-	-	X	-	7	-
Colfax County	County Jail	-	X	-	-	-	X	6	-
Curry County	County Jail	-	X	-	-	X	-	5	-
	Clovis City Jail	-	X	-	-	X	-	5	-
De Baca County	County Jail	-	X	-	-	-	X	-	-
Dona Ana County	County Jail	X	-	16	-	X	-	16	-
Eddy County	County Jail	X	-	6	-	X	-	5	-
	Artesia City Jail	X	-	4	-	X	-	3	-
Grant County	County Jail	X	-	3	-	X	-	-	-
Guadalupe County	County Jail	X	-	2	-	X	-	-	-
Hidalgo County	County Jail	-	X	-	-	-	X	-	-
Lea County	County Jail	X	-	8	-	X	-	10	2
	Hobbs City Jail	-	X	-	-	X	-	2	-
Lincoln County	County Jail	-	X	-	-	X	-	1	-

See footnotes at end of table.

Table 14. Work release and weekend sentence programs—Con.

[X indicates characteristic present. State total is sum of X's]

Name of county	Name of jail	Work release programs				Weekend sentence programs			
		Jail has a work release program		Number of inmates participating		Jail has a weekend sentence program		Number of inmates participating	
		Yes	No	Males	Females	Yes	No	Males	Females
New Mexico—Con.									
Los Alamos County	County Jail	X	-	-	-	X	-	4	1
Luna County	County Jail	X	-	-	-	-	X	-	-
McKinley County	Gallup City Jail	X	-	3	-	X	-	3	-
Mora County	County Jail	-	X	-	-	-	X	-	-
Otero County	County Jail	X	-	5	-	X	-	2	-
Quay County	County Detention Center	X	-	-	-	X	-	1	-
Rio Arriba County	County Jail	-	X	-	-	X	-	4	-
Roosevelt County	County Jail	X	-	2	-	X	-	4	1
Sandoval County	County Jail	X	-	2	-	X	-	2	-
San Juan County	County Detention Center	X	-	10	-	X	-	3	-
Santa Fe County	County Detention Center	X	-	4	-	X	-	1	-
Sierra County	County Jail	X	-	4	-	X	-	1	-
Socorro County	County Jail	-	X	-	-	-	X	-	-
Taos County	County Jail	-	X	-	-	X	-	1	-
Torrance County	County Jail	X	-	1	-	X	-	1	-
Union County	Clayton City Jail	X	-	1	-	X	-	1	-
Valencia County	County Jail	X	-	3	-	X	-	2	-
Cibola County	Grants City Jail	-	X	-	-	X	-	2	-
Oregon		26	13	215	3	34	5	150	24
Benton County	County Jail	X	-	2	-	X	-	1	-
Clackamas County	County Jail	-	X	-	-	X	-	7	1
Clatsop County	Co. Detention Facility	X	-	6	-	X	-	2	-
	Seaside City Jail	-	X	-	-	-	X	1	-
Columbia County	County Jail	-	X	-	-	X	-	2	-
Coos County	County Jail	X	-	12	-	X	-	-	-
Crook County	Prineville City Jail	X	-	3	-	X	-	2	-
Curry County	County Jail	X	-	2	-	X	-	1	-
Deschutes County	County Jail	X	-	9	-	X	-	8	1
Douglas County	County Jail	X	-	8	-	X	-	4	1
	Reedsport City Jail	X	-	-	-	X	-	1	-
	Roseburg City Jail	-	X	-	-	-	X	1	-
Grant County	County Jail	-	X	-	-	X	-	1	-
Harney County	County Jail	X	-	1	-	-	X	-	-
Hood River County	County Jail	-	X	-	-	X	-	2	-
Jackson County	County Jail	X	-	12	-	X	-	8	2
	Co. Work Release Center	X	-	21	-	X	-	3	-
Jefferson County	County Jail	X	-	3	-	X	-	-	4
Josephine County	County Corr. Facility	X	-	12	2	X	-	6	-
Klamath County	County Jail	X	-	4	-	X	-	10	-
Lake County	County Jail	X	-	1	-	X	-	2	-
Lane County	County Jail	-	X	-	-	X	-	12	2
	Oakridge City Jail	-	X	-	-	-	X	-	-
Lincoln County	County Jail	-	X	-	-	X	-	2	-
Linn County	County Jail	-	X	-	-	X	-	15	-
	Aibany City Jail	-	X	-	-	X	-	1	-
Malheur County	County Jail	X	-	1	-	X	-	1	1
Marion County	County Jail	X	-	-	-	X	-	2	2
	Co. Restitution Center	X	-	5	-	-	X	-	-
Multnomah County	County Corr. Institution	X	-	80	-	X	-	20	-
	Rocky Butte Jail	-	X	-	-	-	X	-	-
	Claire Argow Womens Cir.	-	X	-	-	X	-	-	7
Polk County	County Jail	X	-	3	-	X	-	6	-
Umatilla County	County Jail	X	-	4	-	X	-	4	-
	Hermiston City Jail	X	-	-	-	X	-	1	-
Union County	County Corr. Facility	X	-	4	-	X	-	5	-
Wasco County	County Jail	X	-	1	-	X	-	5	-
Washington County	County Jail	X	-	18	1	X	-	8	3
Yamhill County	County Jail	X	-	3	-	X	-	6	-
Utah		17	7	122	4	17	7	65	5
Beaver County	County Jail	X	-	1	-	X	-	-	-
Box Elder County	County Jail	X	-	1	-	X	-	8	-
Cache County	County Jail	X	-	7	-	X	-	12	3
Carbon County	County Jail	-	X	-	2	-	X	-	-
Davis County	County Jail	X	-	22	-	X	-	5	-
Duchesne County	County Jail	X	-	4	-	X	-	1	-
Emery County	County Jail	-	X	-	-	X	-	1	-
Garfield County	County Jail	-	X	-	-	-	X	-	-
Grand County	County Jail	-	X	-	-	-	X	-	-
Iron County	County Jail	X	-	-	-	X	-	2	-
Juab County	County Jail	X	-	1	-	X	-	1	-
Kane County	County Jail	X	-	1	-	X	-	1	-
Rich County	County Jail	-	X	-	-	X	-	3	-
Salt Lake County	County Jail	X	-	46	1	-	X	-	-
San Juan County	County Jail	X	-	4	-	-	X	-	-
Sanpete County	County Jail	-	X	-	-	-	X	-	-
Sevier County	County Jail	X	-	1	-	X	-	3	-
Summit County	County Jail	-	X	-	-	-	X	-	-
Tooele County	County Jail	X	-	2	-	X	-	4	1
Uintah County	County Jail	X	-	1	-	X	-	2	-
Utah County	County Jail	X	-	13	-	X	-	8	-
Wasatch County	County Jail	X	-	1	-	X	-	2	-
Washington County	County Jail	X	-	4	-	X	-	3	-
Weber County	County Jail	X	-	13	1	X	-	9	1

See footnotes at end of table.

Table 14. Work release and weekend sentence programs—Con.

[X indicates characteristic present. State total is sum of X's]

Name of county	Name of jail	Work release programs				Weekend sentence programs			
		Jail has a work release program		Number of inmates participating		Jail has a weekend sentence program		Number of inmates participating	
		Yes	No	Males	Females	Yes	No	Males	Females
Washington		35	30	391	13	43	22	139	19
Adams County	County Jail.....	-	X	-	-	-	X	-	-
Asotin County	Clarkston City Jail.....	-	X	-	-	X	-	5	-
Benton County	County Jail.....	X	-	4	-	X	-	1	-
	Kennewick City Jail.....	-	X	-	-	-	X	-	-
Chelan County	Richland City Jail.....	X	-	1	-	X	-	4	2
	County Jail.....	-	X	-	-	-	X	-	-
	Chelan City Jail.....	X	-	-	-	X	-	1	-
	Wenatchee City Jail.....	X	-	7	-	X	-	5	-
Clallam County	County Corr. Facility.....	X	-	19	-	X	-	5	-
	Forks City Jail.....	X	-	2	-	X	-	1	-
Clark County	County Jail.....	X	-	-	3	X	-	2	-
	Vancouver City Jail.....	X	-	5	-	X	-	3	-
Columbia County	County Jail.....	-	X	-	-	-	-	2	-
Cowlitz County	County Jail.....	X	-	15	-	X	-	4	3
Ferry County	County Jail.....	-	X	-	-	-	X	-	-
Franklin County	County Jail.....	X	-	10	-	X	-	7	1
Grant County	County Jail.....	-	X	-	-	-	-	4	-
Grays Harbor County	County Jail.....	X	-	8	-	X	-	4	2
	Aberdeen City Jail.....	-	X	-	-	-	X	-	-
	Hoquian City Jail.....	-	X	-	-	-	X	-	-
Island County	County Jail.....	-	X	-	-	-	X	-	-
	Oak Harbor City Jail.....	X	-	2	-	X	-	4	2
Jefferson County	County Jail.....	X	-	2	-	-	X	-	-
King County	Main Jail.....	X	-	148	-	-	-	-	-
	No. Rehabilitation Fac.....	-	X	-	-	-	X	-	-
	Auburn City Jail.....	X	-	3	-	X	-	-	-
	Enumclaw City Jail.....	X	-	2	-	X	-	5	-
	Issaquah City Jail.....	X	-	-	-	X	-	1	-
	Kent City Jail.....	X	-	7	-	-	X	-	-
	Kirkland City Jail.....	-	X	-	-	-	X	-	-
	Renton City Jail.....	X	-	1	-	X	-	2	-
Kitsap County	County Jail.....	X	-	25	4	X	-	8	3
	Bremerton City Jail.....	X	-	1	-	X	-	3	-
Kittitas County	County Jail.....	X	-	-	-	X	-	2	-
Klickitat County	County Jail.....	-	X	-	-	-	X	-	-
Lewis County	County Jail.....	X	-	11	1	X	-	8	2
Lincoln County	County Jail.....	X	-	5	-	X	-	1	-
Mason County	County Jail.....	-	X	-	-	-	X	-	-
Okanogan County	County Jail.....	-	X	-	-	-	X	-	-
	Oroville City Jail.....	-	X	-	-	-	X	-	-
Pacific County	County Jail.....	-	X	-	-	-	X	-	-
Pend Oreille County	County Jail.....	X	-	1	-	X	-	2	-
Pierce County	County Jail.....	-	X	-	-	-	X	-	-
	Buckley City Jail.....	-	X	-	-	-	X	-	-
	Puyallup City Jail.....	X	-	-	-	X	-	3	-
	Sumner City Jail.....	-	X	-	-	-	X	-	-
Skagit County	County Jail.....	-	X	-	-	-	X	-	-
	Anacortes City Jail.....	-	X	-	-	-	X	-	-
	Mount Vernon City Jail.....	-	X	-	-	-	X	-	-
Skamania County	County Jail.....	-	X	-	-	-	X	-	-
Snohomish County	County Jail.....	X	-	8	-	X	-	4	-
Spokane County	Lynnwood City Jail.....	X	-	1	-	-	X	-	-
	Geiger Comm. Corr. Cente.....	X	-	79	3	-	X	-	-
Stevens County	County Jail.....	-	X	-	-	-	X	-	-
Thurston County	County Jail.....	X	-	-	-	X	-	6	2
	County Jail.....	-	X	-	-	-	X	-	-
	Olympia City Jail.....	X	-	13	2	X	-	5	1
Wahkiakum County	County Jail.....	-	X	-	-	-	X	-	-
Walla Walla County	County Jail.....	X	-	1	-	X	-	4	-
	Walla Walla City Jail.....	-	X	-	-	-	X	-	-
Whatcom County	County Jail.....	-	X	-	-	-	X	-	-
Whitman County	County Jail.....	X	-	4	-	X	-	3	1
Yakima County	County Jail.....	X	-	6	-	X	-	4	2
	Toppenish City Jail.....	X	-	-	-	X	-	2	-
	Wapato City Jail.....	-	X	-	-	-	X	-	-
Wyoming		15	11	18	1	19	7	33	1
Albany County	County Jail.....	X	-	2	-	X	-	1	-
Big Horn County	County Jail.....	X	-	1	-	X	-	1	-
Campbell County	County Jail.....	X	-	2	-	X	-	3	-
Carbon County	County Jail.....	-	X	-	-	-	X	-	-
Converse County	County Jail.....	X	-	-	-	X	-	3	-
Crook County	County Jail.....	X	-	1	-	X	-	2	-
Fremont County	County Jail.....	-	X	-	-	-	X	-	-
	Riverton City Jail.....	-	X	-	-	-	X	-	-
Goshen County	County Jail.....	-	X	-	-	-	X	-	-
Hot Springs County	Co. Detention Center.....	X	-	1	-	X	-	1	-
Johnson County	County Jail.....	X	-	1	-	-	X	-	-
Laramie County	County Jail.....	-	X	-	-	-	X	-	-
	Cheyenne City Jail.....	X	-	2	-	X	-	1	-
Lincoln County	County Jail.....	-	X	-	-	-	X	-	-
Natrona County	County Jail.....	X	-	2	-	X	-	2	-
Niobrara County	County Jail.....	-	X	-	-	-	X	-	-
Park County	County Jail.....	-	X	-	-	-	X	-	-
	Powell City Jail.....	X	-	1	-	X	-	2	-
Platte County	County Jail.....	X	-	1	-	X	-	2	-
Sheridan County	County Jail.....	X	-	1	-	X	-	1	-
Sublette County	County Jail.....	-	X	-	-	-	X	-	-
Sweetwater County	County Jail.....	X	-	2	1	X	-	3	-
Teton County	County Jail.....	-	X	-	-	-	X	-	1
Uinta County	County Jail.....	-	X	-	-	X	-	2	-
Washakie County	Worland City Jail.....	X	-	-	-	X	-	1	-
Weston County	County Jail.....	X	-	1	-	X	-	1	-

- Represents zero or rounds to zero.

Table 15. Jails providing exercise activities

[X indicates YES or NO. State total is sum of X's]

Name of county	Name of jail	Exercise activities at least one hour a day outside cell for—							
		Sentenced inmates				Unsentenced inmates			
		Indoors only	Outdoors only	Indoors and outdoors	None	Indoors only	Outdoors only	Indoors and outdoors	None
Alaska		2	-	-	3	2	-	-	3
Kenai Peninsula Borough	Seward City Jail	-	-	-	X	-	-	-	X
Kobuk Census Area	Kotzebue City Jail	X	-	-	-	X	-	-	-
Kodiak Island Borough	Kodiak City Jail	-	-	-	X	-	-	-	X
Sitka city and Borough	Sitka City Jail	-	-	-	X	-	-	-	X
Valdez-Cordova Area	Cordova City Jail	X	-	-	-	X	-	-	-
Arizona		3	11	9	8	4	11	5	11
Apache County	County Jail	-	-	-	X	-	-	-	X
Cochise County	County Jail	X	-	-	-	X	-	-	-
	Douglas City Jail	-	-	-	X	-	-	-	X
Cocconino County	County Jail	-	-	-	X	-	-	-	X
Gila County	County Jail	-	-	X	-	-	-	X	-
	Miami City Jail	-	-	-	X	-	-	-	X
Graham County	County Jail	-	X	-	-	-	X	-	-
Greenlee County	County Jail	-	-	X	-	X	-	-	-
Maricopa County	Co. Jail-Max. Security	-	X	-	-	-	X	-	-
	Co. Jail-Med. Security	-	-	X	-	-	-	-	X
	Co. Jail-Max. Security	-	X	-	-	-	X	-	-
	County Jail	-	X	-	-	-	X	-	-
	County Towers Jail	-	X	-	-	-	X	-	-
	Medical Detention Center	-	-	-	X	-	-	-	X
	Peoria City Jail	X	-	-	-	X	-	-	-
Mohave County	Tolleson City Jail	-	X	-	-	-	X	-	-
	County Jail	-	X	-	-	-	X	-	-
	County Honor Farm	-	-	X	-	-	-	-	X
Navajo County	County Jail	-	X	-	-	-	X	-	-
	Winslow City Jail	-	X	-	-	-	X	-	-
Pima County	County Detention Center	-	-	X	-	-	-	X	-
	County Jail Annex	-	-	X	-	-	-	-	X
	County Jail Substation	-	-	-	X	-	-	-	X
	South Tucson Town Jail	-	X	-	-	-	X	-	-
Pinal County	County Jail	-	X	-	-	-	X	-	-
	Coolidge City Jail	-	-	-	X	-	-	-	X
	Eloy City Jail	-	-	-	X	-	-	-	X
Santa Cruz County	County Jail	-	-	X	-	-	-	X	-
Yavapai County	County Jail	-	-	X	-	-	-	X	-
Yuma County	County Jail	-	-	X	-	-	-	X	-
La Paz County	County Jail	X	-	-	-	X	-	-	-
California		22	22	75	23	27	18	37	60
Alameda County	Co. Jail-Santa Rita	-	-	X	-	-	-	X	-
	County Jail	X	-	-	-	X	-	-	-
	Co. Male Work Furlough	-	-	X	-	-	-	-	X
	Co. Female Work Furlough	-	X	-	-	-	-	-	X
	Oakland City Jail	-	-	-	X	-	-	-	X
Amador County	County Jail	X	-	-	-	X	-	-	-
Butte County	County Jail	-	-	X	-	-	-	X	-
Calaveras County	County Jail	-	-	X	-	-	-	X	-
Colusa County	County Jail	-	-	X	-	-	-	X	-
Contra Costa County	County Jail	-	-	X	-	-	-	X	-
	Sheriff's Rehab. Center	-	-	X	-	-	-	X	-
	Work Furlough Center	-	-	X	-	-	-	X	-
	Co. Detention Facility	-	-	X	-	-	-	X	-
	Co. Jail-Men's Dormitory	-	-	X	-	-	-	X	-
Del Norte County	County Jail	-	-	X	-	-	-	X	-
El Dorado County	County Jail	X	-	-	-	X	-	-	-
	County Jail	-	-	-	X	-	-	-	X
Fresno County	County Jail	-	-	X	-	-	-	X	-
	Industrial Farm	-	-	X	-	-	-	X	-
Glenn County	County Jail	-	-	X	-	-	-	X	-
Humboldt County	County Jail	-	-	X	-	-	-	X	-
Imperial County	County Jail	-	-	X	-	-	-	X	-
	Minimum Security Jail	-	-	X	-	-	-	X	-
	Brawley City Jail	-	-	-	X	-	-	-	X
Inyo County	County Jail	-	-	X	-	-	-	X	-
Kern County	County Jail	-	-	X	-	-	-	X	-
	Lerdo Min. Sec. Facility	-	-	X	-	-	X	-	-
	Lerdo Max. Med. Facility	-	X	-	-	-	-	-	X
Kings County	County Jail	-	-	X	-	-	-	X	-
Lake County	County Jail	-	-	X	-	-	-	X	-
Lassen County	County Jail	-	-	X	-	-	-	X	-
Los Angeles County	Biscailuz Center	-	X	-	-	-	X	-	-
	Hall of Justice Jail	-	X	-	-	-	X	-	-
	Men's Central Jail	-	X	-	-	-	X	-	-
	Honor Rancho-Min. Sec.	-	X	-	-	-	X	-	-
	Sybil Brand Institute	-	-	X	-	-	-	X	-
	Honor Rancho-Max. Sec.	-	X	-	-	-	X	-	-
	Burbank City Jail	-	-	-	X	-	-	-	X
	Glendale City Jail	X	-	-	-	X	-	-	-
	Long Beach City Jail	-	-	-	X	-	-	-	X
	Pasadena City Jail	-	-	-	X	-	-	-	X
	Torrance City Jail	-	-	-	X	-	-	-	X
Madera County	County Jail	-	X	-	-	-	X	-	-
Marin County	County Jail	X	-	-	-	X	-	-	-
Mariposa County	County Jail	-	-	X	-	-	-	X	-
Mendocino County	Low Gap Detention Ctr.	-	-	-	X	-	-	-	X
	Maximum Security Jail	X	-	-	-	X	-	-	-
Merced County	Branch Jail	-	-	X	-	-	-	-	X
	County Jail	-	X	-	-	-	X	-	-
	Los Banos City Jail	-	-	-	X	-	-	-	X
Modoc County	County Detention Center	-	-	X	-	-	-	X	-
Mono County	County Jail	-	-	X	-	-	-	X	-
Monterey County	County Jail	-	-	X	-	-	-	X	-
	County Rehab. Center	-	-	X	-	-	-	X	-
Napa County	Dept Of Corrections	-	-	X	-	-	-	X	-
Nevada County	County Jail	-	-	-	X	-	-	-	X

See footnotes at end of table.

Table 15. Jails providing exercise activities—Con.

[X indicates YES or NO. State total is sum of X's]

Name of county	Name of jail	Exercise activities at least one hour a day outside cell for—							
		Sentenced inmates				Unsentenced inmates			
		Indoors only	Outdoors only	Indoors and outdoors	None	Indoors only	Outdoors only	Indoors and outdoors	None
California—Con.									
Orange County	County Jail.....	-	-	X	-	-	-	X	-
	Theo Lacy Facility.....	-	-	X	-	-	-	-	X
	J. A. Musick Facility.....	-	-	X	-	-	-	-	X
	Anaheim City Jail.....	-	-	X	-	-	-	-	X
	Costa Mesa City Jail.....	-	-	X	-	-	-	-	X
	Newport Beach City Jail.....	-	-	X	-	X	-	-	-
	San Clemente City Jail.....	X	-	-	-	X	-	-	-
Placer County	County Jail.....	-	-	X	-	X	-	-	-
	Minimum Security Jail.....	X	-	-	-	X	-	-	-
Plumas County	County Jail.....	-	X	-	-	-	X	-	-
Riverside County	Banning Rehab. Center.....	-	-	X	-	-	-	-	X
	County Jail.....	-	-	-	X	-	-	-	X
	County Jail.....	-	-	-	X	-	-	-	X
	County Jail.....	-	-	-	X	-	-	-	X
	Hemet City Jail.....	-	-	-	X	-	-	-	X
	Perris City Jail.....	-	-	-	X	-	-	-	X
Sacramento County	County Main Jail.....	-	-	-	X	-	-	-	X
	Rio Consumnes Corr. Ctr.....	-	-	X	-	-	-	X	-
	Co. Work Furlough Center.....	-	-	X	-	-	-	X	-
San Benito County	County Jail.....	-	X	-	-	-	X	-	-
San Bernardino County	County Jail.....	-	-	X	-	X	-	-	-
	Glen Helen Rehab. Center.....	-	-	X	-	-	X	-	-
San Diego County	Co. Work Furlough Center.....	-	-	X	-	-	-	-	X
	Barrett Honor Camp.....	-	-	X	-	-	-	-	X
	Descanso Detention Fac.....	-	-	X	-	-	X	-	-
	Camp Morena.....	-	-	X	-	-	-	-	X
	LaCima Consv. Honor Camp.....	-	-	X	-	-	-	-	X
	San Jose Honor Camp.....	-	-	X	-	-	-	-	X
	West Folk Honor Camp.....	-	-	X	-	-	-	-	X
	County Jail.....	-	-	X	-	-	-	X	-
	Las Colinas Det. Fac.....	-	-	X	-	-	-	X	-
	Vista Detention Facility.....	-	-	X	-	-	-	X	-
	South Bay Detention Fac.....	X	-	-	-	X	-	-	-
San Francisco City/Co.	San Francisco Jail No. 1.....	-	-	-	X	-	-	-	X
	San Francisco Jail No. 3.....	-	X	-	-	-	X	-	-
	San Francisco Jail No. 2.....	X	-	-	-	X	-	-	-
	San Francisco Jail No. 4.....	-	X	-	-	-	-	-	X
	Jail Hospital-Ward 7D.....	X	-	-	-	X	-	-	-
San Joaquin County	County Men's Jail.....	-	X	-	-	-	X	-	-
	County Female Jail.....	-	-	X	-	X	-	-	-
	Honor Farm.....	-	-	X	-	-	-	-	X
San Luis Obispo County	County Jail.....	-	X	-	-	-	X	-	-
San Mateo County	County Main Jail.....	X	-	-	-	X	-	-	-
	Sheriff's Honor Camp.....	-	-	X	-	-	-	-	X
	Co. Work Furlough Fac.....	-	-	X	-	-	-	-	X
	Women's Corr. Facility.....	-	-	X	-	X	-	-	-
	Medium Security Facility.....	-	X	-	-	-	-	-	X
Santa Barbara County	Co. Detention Facility.....	-	X	-	-	-	X	-	-
	Honor Farm.....	-	-	X	-	-	-	-	X
Santa Clara County	Lompoc City Jail.....	-	-	-	X	-	-	-	X
	County Main Jail.....	-	-	-	X	-	-	-	X
	Elmwood Jail.....	-	-	X	-	-	-	X	-
	North Co. Detention Fac.....	-	X	-	-	-	X	-	-
	Womens Detention Facility.....	-	-	X	-	-	-	X	-
	Co. Jail-Min. Security.....	-	-	X	-	-	-	X	-
	Elmwood Jail-Mod. Fac.....	X	-	-	-	X	-	-	-
	Womens Residential Ctr.....	-	-	X	-	-	-	-	X
	Park Alameda Work Furl.....	-	-	X	-	-	-	-	X
	Elmwood Jail-Medium Sec.....	-	X	-	-	-	X	-	-
Santa Cruz County	County Jail.....	X	-	-	-	X	-	-	-
	Rehabilitation Facility.....	-	-	X	-	-	-	-	X
	County Water St. Jail.....	-	-	X	-	-	-	-	X
Shasta County	County Jail.....	X	-	-	-	X	-	-	-
	Crystal Creek Center.....	-	-	X	-	-	-	-	X
	Co. Detention Annex.....	-	-	X	-	-	-	-	X
Siskiyou County	County Jail.....	X	-	-	-	X	-	-	-
Solano County	County Jail.....	X	-	-	-	X	-	-	-
	Solano County Jail.....	X	-	-	-	X	-	-	-
	Co. Detention Facility.....	-	-	X	-	-	-	-	X
Sonoma County	County Jail.....	-	X	-	-	-	X	-	-
	Minimum Security Jail.....	-	-	X	-	-	-	-	X
Stanislaus County	County Jail.....	-	-	-	X	-	-	-	X
	Honor Farm.....	-	-	X	-	-	-	-	X
	County Women's Facility.....	-	-	X	-	-	-	-	X
Sutter County	County Jail.....	-	-	X	-	-	-	-	X
Tehama County	County Jail.....	-	-	X	-	-	-	-	X
Trinity County	County Jail.....	X	-	-	-	X	-	-	-
Tulare County	County Jail.....	X	-	-	-	X	-	-	-
	Co. Correctional Center.....	-	-	X	-	-	-	-	X
Tuolumne County	County Jail.....	-	-	X	-	-	-	-	X
Ventura County	Co. Work Furlough Prog.....	-	-	X	-	-	-	X	-
	County Jail.....	X	-	-	-	X	-	-	-
	Honor Farm.....	X	-	-	-	-	-	-	X
Yolo County	Port Huene City Jail.....	-	-	X	-	-	-	-	X
	County Jail.....	-	X	-	-	-	X	-	-
Yuba County	County Prison Farm.....	-	X	-	-	-	-	-	X
	County Jail.....	-	-	X	-	-	-	X	-
Colorado		11	6	22	21	11	6	20	23
Adams County	County Jail.....	-	X	-	-	-	X	-	-
	Work Release Annex.....	-	-	X	-	-	-	X	-
Alamosa County	County Jail.....	X	-	-	-	X	-	-	-
Arapahoe County	County Jail.....	X	-	-	-	X	-	-	-
	Aurora City Jail.....	-	-	-	X	-	-	-	X
Archuleta County	County Jail.....	-	-	X	-	-	-	-	X
Baca County	County Jail.....	-	X	-	-	-	X	-	-
Bent County	County Jail.....	-	-	-	X	-	-	-	X
Boulder County	County Jail.....	-	-	X	-	-	-	X	-

See footnotes at end of table.

Table 15. Jails providing exercise activities—Con.

[X indicates YES or NO. State total is sum of X's]

Name of county	Name of jail	Exercise activities at least one hour a day outside cell for--							
		Sentenced inmates				Unsentenced inmates			
		Indoors only	Outdoors only	Indoors and outdoors	None	Indoors only	Outdoors only	Indoors and outdoors	None
Colorado—Con.									
Chaffee County	County Jail	-	-	X	-	-	-	X	-
Cheyenne County	County Jail	X	-	-	-	X	-	-	-
Clear Creek County	County Jail	X	-	-	-	X	-	-	-
Conejos County	County Jail	-	-	X	-	-	-	X	-
Costilla County	County Jail	-	-	X	-	-	-	X	-
Delta County	County Jail	-	-	-	X	-	-	-	X
Denver City and County	County Jail	-	-	X	-	-	-	X	-
Douglas County	County Jail	-	-	X	-	-	-	X	-
Eagle County	County Corr. Facility	-	-	X	-	-	-	X	-
Elbert County	County Jail	-	-	X	-	-	-	X	-
El Paso County	County Jail	-	-	-	X	-	-	-	X
	Community Corrections	-	-	X	-	-	-	X	-
Fremont County	County Jail	-	-	-	X	-	-	-	X
Garfield County	County Jail	-	X	-	-	-	X	-	-
Gilpin County	County Jail	-	-	-	X	-	-	-	X
Grand County	County Jail	-	-	X	-	-	-	X	-
Gunnison County	County Jail	-	-	X	-	-	-	X	-
Huerfano County	County Jail	-	-	X	-	-	-	X	-
Jackson County	County Jail	X	-	-	-	X	-	-	-
Jefferson County	County Jail	X	-	-	-	X	-	-	-
	Work Ed. Release Program	-	-	X	-	-	-	X	-
Kit Carson County	County Jail	-	-	-	X	-	-	-	X
Lake County	County Jail	-	-	-	X	-	-	-	X
La Plata County	County Jail	-	X	-	-	-	X	-	-
Larimer County	County Jail	-	-	X	-	-	-	X	-
Las Animas County	County Jail	-	-	-	X	-	-	-	X
Lincoln County	County Jail	-	-	X	-	-	-	X	-
Logan County	County Jail	-	-	-	X	-	-	-	X
Mesa County	County Jail	-	-	-	X	-	-	-	X
	County Work Release	-	-	X	-	-	-	-	X
Moffat County	County Jail	-	-	-	X	-	-	-	X
	Corr. Alt. Placement	-	-	X	-	-	-	-	X
Montezuma County	County Jail	-	X	-	-	-	X	-	-
Montrose County	County Jail	-	-	-	X	-	-	-	X
Morgan County	County Jail	-	X	-	-	-	X	-	-
Otero County	County Jail	-	-	-	X	-	-	-	X
Phillips County	County Jail	-	-	-	X	-	-	-	X
Pitkin County	County Jail	-	-	X	-	-	-	X	-
Prowers County	County Jail	-	-	-	X	-	-	-	X
Pueblo County	Detention and Corr. Fac.	X	-	-	-	X	-	-	-
	Detention Fac.-Annex 3	-	-	X	-	-	-	X	-
Rio Blanco County	County Jail	-	-	-	X	-	-	-	X
Rio Grande County	County Jail	-	-	X	-	-	-	X	-
Routt County	County Jail	-	-	-	X	-	-	-	X
Saguache County	County Jail	X	-	-	-	X	-	-	-
Sedgwick County	County Jail	X	-	-	-	X	-	-	-
Summit County	County Jail	X	-	-	-	X	-	-	-
Teller County	County Jail	-	-	-	X	-	-	-	X
Washington County	County Jail	X	-	-	-	X	-	-	-
Weld County	County Jail	-	-	X	-	-	-	X	-
Yuma County	County Jail	-	-	-	X	-	-	-	X
Idaho		13	1	9	13	13	1	9	13
Ada County	County Jail	-	-	X	-	-	-	X	-
Adams County	County Jail	-	-	-	X	-	-	-	X
Bannock County	County Jail	X	-	-	-	X	-	-	-
Bear Lake County	Montpelier City Jail	-	-	X	-	-	-	X	-
Benewah County	County Jail	X	-	-	-	X	-	-	-
Bingham County	County Jail	-	-	-	X	-	-	-	X
Blaine County	County Jail	X	-	-	-	X	-	-	-
Bonneville County	County Jail	-	-	X	-	-	-	X	-
Boundary County	County Jail	-	-	X	-	-	-	X	-
Canyon County	County Jail	-	-	X	-	-	-	X	-
	Nampa City Jail	-	-	-	X	-	-	-	X
Caribou County	County Jail	X	-	-	-	X	-	-	-
Cassia County	County Jail	X	-	-	-	X	-	-	-
Clark County	County Jail	-	-	-	X	-	-	-	X
Clearwater County	County Jail	X	-	-	-	X	-	-	-
Elmore County	County Jail	-	X	-	-	-	X	-	-
Franklin County	County Jail	X	-	-	-	X	-	-	-
Fremont County	County Jail	-	-	X	-	-	-	X	-
Gem County	County Jail	-	-	-	X	-	-	-	X
Gooding County	County Jail	-	-	-	X	-	-	-	X
Idaho County	County Jail	X	-	-	-	X	-	-	-
Jefferson County	County Jail	-	-	-	X	-	-	-	X
Jerome County	County Jail	-	-	-	X	-	-	-	X
Latah County	County Jail	X	-	-	-	X	-	-	-
Lemhi County	County Jail	-	-	-	X	-	-	-	X
Lewis County	County Jail	-	-	-	X	-	-	-	X
Madison County	County Jail	-	-	-	X	-	-	-	X
Minidoka County	County Jail	X	-	-	-	X	-	-	-
Nez Perce County	County Jail	-	-	X	-	-	-	X	-
Owyhee County	County Jail	-	-	-	X	-	-	-	X
Payette County	County Jail	-	-	X	-	-	-	X	-
Power County	County Jail	-	-	X	-	-	-	X	-
Shoshone County	County Jail	X	-	-	-	X	-	-	-
Twin Falls County	County Jail	X	-	-	-	X	-	-	-
Valley County	County Jail	X	-	-	-	X	-	-	-
Washington County	County Jail	-	-	-	X	-	-	-	X

See footnotes at end of table.

Table 15. Jails providing exercise activities—Con.

[X indicates YES or NO. State total is sum of X's]

Name of county	Name of jail	Exercise activities at least one hour a day outside cell for—							
		Sentenced inmates				Unsentenced inmates			
		Indoors only	Outdoors only	Indoors and outdoors	None	Indoors only	Outdoors only	Indoors and outdoors	None
Montana		24	-	4	22	25	-	4	21
Beaverhead County	County Jail	-	-	-	X	-	-	-	X
Big Horn County	County Jail	X	-	-	-	X	-	-	-
Blaine County	County Jail	X	-	-	-	X	-	-	-
	Harlem City Jail	X	-	-	-	X	-	-	-
Broadwater County	County Jail	-	-	-	X	-	-	-	X
Carbon County	County Jail	X	-	-	-	X	-	-	-
Cascade County	County Jail	-	-	-	X	-	-	-	X
	Great Falls City Jail	X	-	-	-	X	-	-	-
Chouteau County	County Jail	-	-	-	X	-	-	-	X
Custer County	County Jail	-	-	-	X	-	-	-	X
Daniels County	County Jail	-	-	-	X	-	-	-	X
Dawson County	County Jail	X	-	-	-	X	-	-	-
Anaconda-Deer Lodge Co.	County Jail	-	-	-	X	-	-	-	X
Fallon County	County Jail	X	-	-	-	X	-	-	-
Fergus County	County Jail	-	-	-	X	-	-	-	X
Flathead County	County Jail	-	-	-	X	-	-	-	X
Gallatin County	County Jail	-	-	X	-	-	-	X	-
Glacier County	County Jail	-	-	-	X	-	-	-	X
	Cut Bank City Jail	-	-	-	X	-	-	-	X
Granite County	County Jail	X	-	-	-	X	-	-	-
Hill County	County Jail	X	-	-	-	X	-	-	-
	Havre City Jail	-	-	-	X	-	-	-	X
Jefferson County	County Jail	-	-	-	X	-	-	-	X
Lake County	County Jail	X	-	-	-	X	-	-	-
Lewis and Clark County	County Jail	X	-	-	-	X	-	-	-
Liberty County	County Jail	X	-	-	-	X	-	-	-
Lincoln County	County Jail	-	-	-	X	-	-	-	X
Madison County	County Jail	X	-	-	-	X	-	-	-
Mineral County	County Jail	X	-	-	-	X	-	-	-
Missoula County	County Jail	-	-	-	X	-	-	-	X
Musselshell County	County Jail	-	-	X	-	-	-	X	-
Park County	County Jail	-	-	-	X	X	-	-	-
Phillips County	County Jail	-	-	-	X	-	-	-	X
Pondera County	County Jail	-	-	-	X	-	-	-	X
Powder River County	County Jail	-	-	X	-	-	-	X	-
Powell County	County Jail	X	-	-	-	X	-	-	-
Prairie County	County Jail	X	-	-	-	X	-	-	-
Ravalli County	County Jail	-	-	-	X	-	-	-	X
Richland County	County Jail	-	-	-	X	-	-	-	X
Roosevelt County	County Jail	-	-	X	-	-	-	X	-
Rosebud County	County Jail	X	-	-	-	X	-	-	-
Sanders County	County Jail	-	-	-	X	-	-	-	X
Sheridan County	County Jail	X	-	-	-	X	-	-	-
Butte-Silver Bow County	County Jail	X	-	-	-	X	-	-	-
Stillwater County	County Jail	X	-	-	-	X	-	-	-
Teton County	County Jail	-	-	-	X	-	-	-	X
Toole County	County Jail	X	-	-	-	X	-	-	-
Valley County	County Jail	X	-	-	-	X	-	-	-
Wheatland County	County Jail	X	-	-	-	X	-	-	-
Yellowstone County	County Jail	X	-	-	-	X	-	-	-
Nevada		8	-	8	7	8	-	7	8
Churchill County	County Jail	-	-	-	X	-	-	-	X
	Fallon City Jail	X	-	-	-	X	-	-	-
Clark County	County Jail	-	-	X	-	-	-	X	-
	Las Vegas Misdemeanant	-	-	-	-	-	-	X	-
	Henderson City Jail	-	-	-	-	-	-	X	-
	No. Las Vegas City Jail	X	-	-	-	X	-	-	-
Douglas County	County Jail	-	-	X	-	-	-	X	-
Elko County	County Jail	-	-	-	X	-	-	-	X
Esmeralda County	County Jail	-	-	-	X	-	-	-	X
Eureka County	County Jail	X	-	-	-	X	-	-	-
Humboldt County	County Jail	X	-	-	-	X	-	-	-
Lander County	Austin Jail	X	-	-	-	X	-	-	-
Lyon County	County Jail	-	-	X	-	-	-	X	-
Mineral County	Hawthorne Town Jail	-	-	-	X	-	-	-	X
Nye County	County Jail	-	-	X	-	-	-	-	X
	County Jail	X	-	-	-	X	-	-	-
Carson City city area	Carson City Jail	-	-	X	-	-	-	X	-
Pershing County	County Jail	X	-	-	-	X	-	-	-
Washoe County	County Jail	-	-	-	X	-	-	-	X
	County Detention Center	-	-	X	-	-	-	X	-
	Reno City Jail	-	-	-	X	-	-	-	X
	Sparks City Jail	X	-	-	-	X	-	-	-
White Pine County	County Jail	-	-	-	X	-	-	-	X
New Mexico		8	2	9	16	8	2	8	17
Bernalillo County	City-County Jail	-	-	X	-	-	-	X	-
	City-Co. Satellite Jail	-	-	X	-	-	-	X	-
Catron County	County Jail	-	-	X	-	-	-	X	-
Chaves County	County Jail	-	-	-	X	-	-	-	X
Colfax County	County Jail	-	-	-	-	X	-	-	-
Curry County	County Jail	X	-	-	-	-	-	-	X
	Clovis City Jail	-	-	-	X	-	-	-	X
De Baca County	County Jail	-	-	X	-	-	-	-	X
Dona Ana County	County Jail	-	-	X	-	-	-	X	-
Eddy County	County Jail	-	-	-	X	-	-	-	X
	Artesia City Jail	-	-	-	X	-	-	-	X
Grant County	County Jail	X	-	-	-	X	-	-	-
Guadalupe County	County Jail	X	-	-	-	X	-	-	-
Hidalgo County	County Jail	-	-	X	-	-	-	X	-
Lea County	County Jail	-	-	-	X	-	-	-	X
	Hobbs City Jail	-	-	-	X	-	-	-	X
Lincoln County	County Jail	X	-	-	-	X	-	-	-

See footnotes at end of table.

Table 15. Jails providing exercise activities—Con.

[X indicates YES or NO. State total is sum of X's]

Name of county	Name of jail	Exercise activities at least one hour a day outside cell for—							
		Sentenced inmates				Unsentenced inmates			
		Indoors only	Outdoors only	Indoors and outdoors	None	Indoors only	Outdoors only	Indoors and outdoors	None
New Mexico—Con.									
Los Alamos County	County Jail	-	-	-	X	-	-	-	X
Luna County	County Jail	-	-	X	-	-	-	X	-
McKinley County	Gallup City Jail	-	X	-	-	-	X	-	-
Mora County	County Jail	-	-	-	X	-	-	-	X
Otero County	County Jail	-	-	-	X	-	-	-	X
Quay County	County Detention Center	-	-	-	X	-	-	-	X
Rio Arriba County	County Jail	-	-	-	X	-	-	-	X
Roosevelt County	County Jail	-	-	-	X	-	-	-	X
Sandoval County	County Jail	-	-	X	-	-	-	X	-
San Juan County	County Detention Center	-	-	X	-	-	-	X	-
Santa Fe County	County Detention Center	X	-	-	-	X	-	-	-
Sierra County	County Jail	X	-	-	-	X	-	-	-
Socorro County	County Jail	-	-	-	X	-	-	-	X
Taos County	County Jail	-	-	-	X	-	-	-	X
Torrance County	County Jail	-	-	-	X	-	-	-	X
Union County	Clayton City Jail	X	-	-	-	X	-	-	-
Valencia County	County Jail	-	X	-	-	-	X	-	-
Cibola County	Grants City Jail	X	-	-	-	X	-	-	-
Oregon		8	3	14	14	9	2	13	15
Benton County	County Jail	-	-	X	-	-	-	X	-
Clackamas County	County Jail	-	-	X	-	-	-	X	-
Clatsop County	Co. Detention Facility	X	-	-	-	X	-	-	-
	Seaside City Jail	-	-	-	X	-	-	-	X
Columbia County	County Jail	X	-	-	-	X	-	-	-
Coos County	County Jail	-	-	X	-	-	-	X	-
Crook County	Prineville City Jail	X	-	-	-	X	-	-	-
Curry County	County Jail	X	-	-	-	X	-	-	-
Deschutes County	County Jail	-	X	-	-	-	X	-	-
Douglas County	County Jail	X	-	-	-	X	-	-	-
	Reedsport City Jail	X	-	-	-	X	-	-	-
	Roseburg City Jail	-	-	-	X	-	-	-	X
Grant County	County Jail	-	-	-	X	-	-	-	X
Harney County	County Jail	-	X	-	-	X	-	-	-
Hood River County	County Jail	X	-	-	-	X	-	-	-
Jackson County	County Jail	-	-	X	-	-	-	X	-
	Co. Work Release Center	-	-	X	-	-	-	-	X
Jefferson County	County Jail	-	-	X	-	-	-	X	-
Josephine County	County Corr. Facility	-	-	-	X	-	-	-	X
Klamath County	County Jail	-	-	X	-	-	-	X	-
Lake County	County Jail	-	-	-	X	-	-	-	X
Lane County	County Jail	-	-	X	-	-	-	X	-
	Oakridge City Jail	-	-	-	X	-	-	-	X
Lincoln County	County Jail	-	-	-	X	-	-	-	X
Linn County	County Jail	-	-	-	X	-	-	-	X
	Albany City Jail	-	-	-	X	-	-	-	X
Malheur County	County Jail	-	-	-	X	-	-	-	X
Marion County	County Jail	-	-	-	X	-	-	-	X
	Co. Reinstitution Center	-	-	X	-	-	-	X	-
Multnomah County	County Corr. Institution	-	X	-	-	-	X	-	-
	Rocky Butte Jail	-	-	X	-	-	-	X	-
	Claire Argow Womens Ctr.	-	-	X	-	-	-	X	-
Polk County	County Jail	-	-	-	X	-	-	-	X
Umatilla County	County Jail	-	-	X	-	-	-	X	-
	Hermiston City Jail	-	-	-	X	-	-	-	X
Union County	County Corr. Facility	-	-	X	-	-	-	X	-
Wasco County	County Jail	X	-	-	-	X	-	-	-
Washington County	County Jail	-	-	X	-	-	-	X	-
Yamhill County	County Jail	-	-	-	X	-	-	-	X
Utah		7	1	9	7	8	1	8	7
Beaver County	County Jail	-	-	X	-	-	-	X	-
Box Elder County	County Jail	-	-	X	-	-	-	X	-
Cache County	County Jail	-	-	-	X	-	-	-	X
Carbon County	County Jail	-	-	-	X	-	-	-	X
Davis County	County Jail	X	-	-	-	X	-	-	-
Duchesne County	County Jail	-	-	-	X	-	-	X	-
Emery County	County Jail	-	-	X	-	-	-	X	-
Garfield County	County Jail	-	-	-	X	-	-	-	X
Grand County	County Jail	X	-	-	-	X	-	-	-
Iron County	County Jail	X	-	-	-	X	-	-	-
Juab County	County Jail	X	-	-	-	X	-	-	-
Kane County	County Jail	-	-	X	-	-	-	X	-
Rich County	County Jail	-	-	X	-	X	-	-	-
Salt Lake County	County Jail	-	-	-	X	-	-	-	X
San Juan County	County Jail	-	-	-	X	-	-	-	X
Sanpete County	County Jail	-	-	-	X	-	-	-	X
Sevier County	County Jail	X	-	-	-	X	-	-	-
Summit County	County Jail	X	-	-	-	X	-	-	-
Tooele County	County Jail	-	-	-	X	-	-	-	X
Uintah County	County Jail	X	-	-	-	X	-	-	-
Utah County	County Jail	-	-	X	-	-	-	X	-
Wasatch County	County Jail	-	-	X	-	-	-	X	-
Washington County	County Jail	-	X	-	-	-	X	-	-
Weber County	County Jail	-	-	X	-	-	-	X	-

See footnotes at end of table.

Table 15. Jails providing exercise activities—Con.

[X indicates YES or NO. State total is sum of X's]

Name of county	Name of jail	Exercise activities at least one hour a day outside cell for—							
		Sentenced inmates				Unsentenced inmates			
		Indoors only	Outdoors only	Indoors and outdoors	None	Indoors only	Outdoors only	Indoors and outdoors	None
Washington		32	2	15	16	33	2	13	17
Adams County	County Jail.....	X	-	-	-	X	-	-	-
Asotin County	Clarkston City Jail.....	X	-	-	-	X	-	-	-
Benton County	County Jail.....	X	-	-	-	X	-	-	-
	Kennewick City Jail.....	-	-	-	X	-	-	-	X
	Richland City Jail.....	X	-	-	-	X	-	-	-
Chelan County	County Jail.....	X	-	-	-	X	-	-	-
	Chelan City Jail.....	X	-	-	-	X	-	-	-
	Wenatchee City Jail.....	-	-	-	X	-	-	-	X
Clallam County	County Corr. Facility.....	X	-	-	-	X	-	-	-
	Forks City Jail.....	-	-	X	-	-	-	-	-
Clark County	County Jail.....	X	-	-	-	X	-	-	-
	Vancouver City Jail.....	-	-	-	X	-	-	-	X
Columbia County	County Jail.....	X	-	-	-	X	-	-	-
Cowlitz County	County Jail.....	-	X	-	-	-	X	-	-
Ferry County	County Jail.....	-	-	X	-	-	-	X	-
Franklin County	County Jail.....	-	-	X	-	-	-	X	-
Grant County	County Jail.....	X	-	-	-	X	-	-	-
Grays Harbor County	County Jail.....	-	-	-	X	-	-	-	X
	Aberdeen City Jail.....	X	-	-	-	X	-	-	-
	Hoquiam City Jail.....	-	-	-	X	-	-	-	X
Island County	County Jail.....	X	-	-	-	X	-	-	-
	Oak Harbor City Jail.....	-	-	X	-	-	-	X	-
Jefferson County	County Jail.....	-	-	X	-	-	-	X	-
King County	Main Jail.....	-	-	X	-	-	-	X	-
	No. Rehabilitation Fac.....	-	-	X	-	-	-	X	-
	Auburn City Jail.....	-	X	-	-	-	X	-	-
	Enumclaw City Jail.....	-	-	X	-	-	-	X	-
	Issaquah City Jail.....	-	-	X	-	-	-	X	-
	Kent City Jail.....	X	-	-	-	X	-	-	-
	Kirkland City Jail.....	X	-	-	-	X	-	-	-
	Renton City Jail.....	X	-	-	-	X	-	-	-
Kitsap County	County Jail.....	X	-	-	-	X	-	-	-
	Bremerton City Jail.....	-	-	-	X	-	-	-	X
Kittitas County	County Jail.....	-	-	X	-	-	-	X	-
Klickitat County	County Jail.....	X	-	-	-	X	-	-	-
Lewis County	County Jail.....	-	-	-	X	-	-	-	X
Lincoln County	County Jail.....	-	-	-	X	-	-	-	X
Mason County	County Jail.....	-	-	-	X	-	-	-	X
Okanogan County	County Jail.....	X	-	-	-	X	-	-	-
	Oroville City Jail.....	X	-	-	-	X	-	-	-
Pacific County	County Jail.....	X	-	-	-	X	-	-	-
Pend Oreille County	County Jail.....	-	-	X	-	-	-	X	-
Pierce County	County Jail.....	-	-	-	X	-	-	-	X
	Buckley City Jail.....	X	-	-	-	X	-	-	-
	Puyallup City Jail.....	X	-	-	-	X	-	-	-
	Sumner City Jail.....	-	-	-	X	-	-	-	X
Skagit County	County Jail.....	X	-	-	-	X	-	-	-
	Anacortes City Jail.....	X	-	-	-	X	-	-	-
	Mount Vernon City Jail.....	X	-	-	-	X	-	-	-
Skamania County	County Jail.....	-	-	X	-	-	-	X	-
Snohomish County	County Jail.....	X	-	-	-	X	-	-	-
	Lynnwood City Jail.....	X	-	-	-	X	-	-	-
Spokane County	Geiger Comm. Corr. Cente.....	-	-	X	-	-	-	-	X
	County Jail.....	-	-	-	X	-	-	-	X
Stevens County	County Jail.....	X	-	-	-	X	-	-	-
Thurston County	County Jail.....	X	-	-	-	X	-	-	-
	Olympia City Jail.....	X	-	-	-	X	-	-	-
Wahkiakum County	County Jail.....	-	-	-	X	-	-	-	X
Walla Walla County	County Jail.....	-	-	-	X	-	-	-	X
	Walla Walla City Jail.....	-	-	-	X	-	-	-	X
Whatcom County	County Jail.....	X	-	-	-	X	-	-	-
Whitman County	County Jail.....	-	-	X	-	-	-	X	-
Yakima County	County Jail.....	-	-	X	-	-	-	X	-
	Toppenish City Jail.....	-	-	-	X	-	-	-	X
	Wapato City Jail.....	X	-	-	-	X	-	-	-
Wyoming		15	1	3	7	15	1	3	7
Albany County	County Jail.....	X	-	-	-	X	-	-	-
Big Horn County	County Jail.....	-	-	X	-	-	-	X	-
Campbell County	County Jail.....	X	-	-	-	X	-	-	-
Carbon County	County Jail.....	X	-	-	-	X	-	-	-
Converse County	County Jail.....	X	-	-	-	X	-	-	-
Crook County	County Jail.....	X	-	-	-	X	-	-	-
Fremont County	County Jail.....	X	-	-	-	X	-	-	-
	Riverton City Jail.....	X	-	-	-	X	-	-	-
Goshen County	County Jail.....	-	-	-	X	-	-	-	X
Hot Springs County	Co. Detention Center.....	-	-	-	X	-	-	-	X
Johnson County	County Jail.....	-	-	X	-	-	-	X	-
Laramie County	County Jail.....	-	-	-	X	-	-	-	X
	Cheyenne City Jail.....	-	-	-	X	-	-	-	X
Lincoln County	County Jail.....	X	-	-	-	X	-	-	-
Natrona County	County Jail.....	X	-	-	-	X	-	-	-
Niobrara County	County Jail.....	X	-	-	-	X	-	-	-
Park County	County Jail.....	X	-	-	-	X	-	-	-
	Powell City Jail.....	-	-	-	X	-	-	-	X
Platte County	County Jail.....	X	-	-	-	X	-	-	-
Sheridan County	County Jail.....	-	-	X	-	-	-	X	-
Sublette County	County Jail.....	X	-	-	-	X	-	-	-
Sweetwater County	County Jail.....	-	-	-	X	-	-	-	X
Teton County	County Jail.....	-	-	-	X	-	-	-	X
Uinta County	County Jail.....	X	-	-	-	X	-	-	-
Washakie County	Worland City Jail.....	X	-	-	-	X	-	-	-
Weston County	County Jail.....	-	X	-	-	-	X	-	-

- Represents zero or rounds to zero.

Table 16. Jails providing medical screening and assessments

[X indicates YES or NO. State total is sum of X's]

Name of county	Name of jail	Screening/assessment provided for--										
		No inmates	Sentenced only							Unsentenced only		
			Physical health	Mental health	Suicide potential	Alcohol abuse	Drug abuse	Other	None	Physical health	Mental health	
Alaska		1	1	-	-	-	-	-	-	-	-	-
Kenai Peninsula Borough	Seward City Jail	-	-	-	-	-	-	-	-	-	-	-
Kobuk Census Area	Kotzebue City Jail	-	X	-	-	-	-	-	-	-	-	-
Kodiak Island Borough	Kodiak City Jail	-	-	-	-	-	-	-	-	-	-	-
Sitka city and Borough	Sitka City Jail	X	-	-	-	-	-	-	-	-	-	-
Valdez-Cordova Area	Cordova City Jail	-	-	-	-	-	-	-	-	-	-	-
Arizona		5	2	2	2	3	3	1	1	1	1	
Apache County	County Jail	-	-	-	-	-	-	-	-	-	-	-
Cochise County	County Jail	-	-	-	-	-	-	-	-	-	-	-
	Douglas City Jail	-	-	-	-	-	-	-	-	-	-	-
Cocoronino County	County Jail	X	-	-	-	-	-	-	-	-	-	-
Gila County	County Jail	-	-	-	-	-	-	-	-	-	-	-
	Miami City Jail	-	-	-	-	-	-	-	-	-	-	-
Graham County	County Jail	-	-	-	-	-	-	-	-	-	-	-
Greenlee County	County Jail	X	-	-	-	-	-	-	-	-	-	-
Maricopa County	Co. Jail-Max. Security	-	-	-	-	-	-	-	-	-	-	-
	Co. Jail-Med. Security	-	-	-	-	X	-	X	-	-	-	-
	Co. Jail-Max. Security	-	-	-	-	-	-	-	-	-	-	-
	County Jail	-	-	-	-	-	-	-	-	-	-	-
	County Towers Jail	-	-	-	-	-	-	-	-	-	-	-
	Medical Detention Center	-	-	-	-	-	-	-	-	-	-	-
	Peoria City Jail	-	-	-	-	-	-	-	-	-	-	-
	Tolleson City Jail	X	-	-	-	-	-	-	-	-	-	-
Mohave County	County Jail	-	-	-	-	-	-	-	-	-	-	-
	County Honor Farm	-	X	X	X	X	X	-	-	-	-	-
Navajo County	County Jail	-	-	-	-	-	-	-	X	X	X	
	Winslow City Jail	-	-	-	-	-	-	-	-	-	-	
Pima County	County Detention Center	-	-	-	-	-	-	-	-	-	-	
	County Jail Annex	-	X	X	X	X	X	-	-	-	-	
	County Jail Substation	-	-	-	-	-	-	-	-	-	-	
	South Tucson Town Jail	-	-	-	-	-	-	-	-	-	-	
Pinal County	County Jail	X	-	-	-	-	-	-	-	-	-	
	Coolidge City Jail	X	-	-	-	-	-	-	-	-	-	
	Eloy City Jail	-	-	-	-	-	-	-	-	-	-	
Santa Cruz County	County Jail	-	-	-	-	-	-	-	-	-	-	
Yavapai County	County Jail	-	-	-	-	-	-	-	-	-	-	
Yuma County	County Jail	-	-	-	-	-	-	-	-	-	-	
La Paz County	County Jail	-	-	-	-	-	-	-	-	-	-	
California		12	31	29	26	28	26	2	1	1	1	
Alameda County	Co. Jail-Santa Rita	-	-	-	-	-	-	-	-	-	-	
	County Jail	-	-	-	-	-	-	-	-	-	-	
	Co. Male Work Furlough	-	X	X	X	X	X	-	-	-	-	
	Co. Female Work Furlough	-	X	X	X	X	X	-	-	-	-	
	Oakland City Jail	-	-	-	-	-	-	-	X	X	X	
Amador County	County Jail	-	-	-	-	-	-	-	-	-	-	
Butte County	County Jail	-	-	-	-	-	-	-	-	-	-	
Calaveras County	County Jail	-	-	-	-	-	-	-	-	-	-	
Colusa County	County Jail	-	-	-	-	-	-	-	-	-	-	
Contra Costa County	Sheriffs Rehab. Center	X	-	-	-	-	-	-	-	-	-	
	Work Furlough Center	-	X	X	X	X	X	-	-	-	-	
	Co. Detention Facility	-	-	-	-	-	-	-	-	-	-	
	Co. Jail-Men's Dormitory	-	X	X	X	X	X	-	-	-	-	
Del Norte County	County Jail	-	-	-	-	-	-	-	-	-	-	
El Dorado County	County Jail	-	-	-	-	-	-	-	-	-	-	
	County Jail	-	-	-	-	-	-	-	-	-	-	
Fresno County	County Jail	-	-	-	-	-	-	-	-	-	-	
	Industrial Farm	X	-	-	-	-	-	-	-	-	-	
Glenn County	County Jail	-	-	-	-	-	-	-	-	-	-	
Humboldt County	County Jail	-	-	-	-	-	-	-	-	-	-	
Imperial County	County Jail	-	-	-	-	-	-	-	-	-	-	
	Minimum Security Jail	-	-	-	-	-	-	-	-	-	-	
	Brawley City Jail	X	-	-	-	-	-	-	-	-	-	
Inyo County	County Jail	-	-	-	-	-	-	-	-	-	-	
Kern County	County Jail	-	-	-	-	-	-	-	-	-	-	
	Lerdo Min. Sec. Facility	-	X	X	-	-	-	-	-	-	-	
	Lerdo Max. Med. Facility	-	-	-	-	-	-	-	-	-	-	
Kings County	County Jail	-	-	-	-	-	-	-	-	-	-	
Lake County	County Jail	-	-	-	-	-	-	-	-	-	-	
Lassen County	County Jail	-	-	-	-	-	-	-	-	-	-	
Los Angeles County	Biscailuz Center	-	-	-	-	-	-	-	-	-	-	
	Hall of Justice Jail	-	-	-	-	-	-	-	-	-	-	
	Men's Central Jail	-	-	-	-	-	-	-	-	-	-	
	Honor Rancho-Min. Sec.	-	-	-	-	-	-	-	-	-	-	
	Sybil Brand Institute	-	-	-	-	-	-	-	-	-	-	
	Honor Rancho-Max. Sec.	-	-	-	-	-	-	-	-	-	-	
	Burbank City Jail	-	-	-	-	-	-	-	-	-	-	
	Glendale City Jail	-	-	-	-	-	-	-	-	-	-	
	Long Beach City Jail	-	-	-	-	-	-	-	-	-	-	
	Pasadena City Jail	-	-	-	-	-	-	-	-	-	-	
	Torrance City Jail	-	-	-	-	-	-	-	-	-	-	
Madera County	County Jail	-	-	-	-	-	-	-	-	-	-	
Marin County	County Jail	-	-	-	-	-	-	-	-	-	-	
Mariposa County	County Jail	-	-	-	-	-	-	-	-	-	-	
Mendocino County	Low Gap Detention Ctr.	X	-	-	-	-	-	-	-	-	-	
	Maximum Security Jail	X	-	-	-	-	-	-	-	-	-	
Merced County	Branch Jail	X	-	-	-	-	-	-	-	-	-	
	County Jail	-	-	-	-	-	-	-	-	-	-	
Modoc County	Los Banos City Jail	-	-	-	-	-	-	-	-	-	-	
Mono County	County Detention Center	-	-	-	-	-	-	-	-	-	-	
Monterey County	County Jail	X	-	-	-	-	-	-	-	-	-	
	County Jail	-	-	-	-	-	-	-	-	-	-	
Napa County	County Rehab. Center	X	-	-	-	-	-	-	-	-	-	
Nevada County	Dept Of Corrections	-	-	-	-	-	-	-	-	-	-	
	County Jail	-	-	-	-	-	-	-	-	-	-	

See footnotes at end of table.

Screening/assessment provided for—Con.											Name of county	Name of jail
Unsentenced only—Con.					Sentenced and unsentenced							
Suicide potential	Alcohol abuse	Drug abuse	Other	None	Physical health	Mental health	Suicide potential	Alcohol abuse	Drug abuse	Other		
-	-	-	-	-	3	3	1	2	1	-	Alaska	
-	-	-	-	-	X	X	-	-	-	-	Kenai Peninsula Borough	Seward City Jail
-	-	-	-	-	X	X	X	X	X	-	Kobuk Census Area	Kotzebue City Jail
-	-	-	-	-	X	X	-	-	-	-	Kodiak Island Borough	Kodiak City Jail
-	-	-	-	-	X	-	-	-	-	-	Sitka city and Borough	Sitka City Jail
-	-	-	-	-	-	-	-	-	-	-	Valdez-Cordova Area	Cordova City Jail
1	1	1	-	3	19	17	15	15	12	3	Arizona	
-	-	-	-	-	-	X	X	X	X	X	Apache County	County Jail
-	-	-	-	-	X	X	-	X	X	-	Cochise County	County Jail
-	-	-	-	-	-	X	X	X	X	-	Douglas City Jail	Douglas City Jail
-	-	-	-	-	X	X	X	X	X	-	Coconino County	County Jail
-	-	-	-	-	X	X	X	X	X	-	Gila County	County Jail
-	-	-	-	-	-	-	-	-	-	-	Miami City Jail	Miami City Jail
-	-	-	-	-	-	-	-	-	-	X	Graham County	County Jail
-	-	-	-	-	X	X	X	X	X	-	Greenlee County	County Jail
-	-	-	-	X	X	X	X	X	X	-	Maricopa County	Co. Jail-Max. Security
-	-	-	-	-	X	X	X	X	X	-		Co. Jail-Med. Security
-	-	-	-	-	X	X	X	X	X	-		Co. Jail-Max. Security
-	-	-	-	-	X	X	X	X	X	X		County Jail
-	-	-	-	-	X	X	X	X	X	X		County Towers Jail
-	-	-	-	-	X	X	X	X	X	X		Medical Detention Center
-	-	-	-	-	X	X	X	X	X	X		Peoria City Jail
-	-	-	-	-	X	X	X	X	X	X		Tollson City Jail
-	-	-	-	X	-	-	-	-	-	-	Mohave County	County Jail
X	X	X	-	-	X	X	X	X	X	-	Navajo County	County Honor Farm
-	-	-	-	-	X	X	X	X	X	-		County Jail
-	-	-	-	X	X	X	X	X	X	-	Pima County	Winslow City Jail
-	-	-	-	-	X	X	X	X	X	-		County Detention Center
-	-	-	-	-	X	X	X	X	X	-		County Jail Annex
-	-	-	-	-	X	X	X	X	X	-		County Jail Substation
-	-	-	-	-	X	X	X	X	X	-		South Tucson Town Jail
-	-	-	-	-	X	X	X	X	X	-	Pinal County	County Jail
-	-	-	-	-	X	X	X	X	X	-		Coolidge City Jail
-	-	-	-	-	X	X	X	X	X	-		Eloy City Jail
-	-	-	-	-	X	X	X	X	X	-	Santa Cruz County	County Jail
-	-	-	-	-	X	X	X	X	X	-	Yavapai County	County Jail
-	-	-	-	-	X	X	X	X	X	-	Yuma County	County Jail
-	-	-	-	-	X	X	X	X	X	-	La Paz County	County Jail
1	2	1	-	32	95	89	84	81	77	5	California	
-	-	-	-	-	X	X	X	X	X	-	Alameda County	Co. Jail-Santa Rita
-	-	-	-	-	X	X	X	X	X	-		County Jail
-	-	-	-	X	-	-	-	-	-	-		Co. Male Work Furlough
X	X	X	-	-	-	-	-	-	-	-		Co. Female Work Furlough
-	-	-	-	-	X	X	X	X	X	-		Oakland City Jail
-	-	-	-	-	X	X	X	X	X	-	Amador County	County Jail
-	-	-	-	-	X	X	X	X	X	-	Butte County	County Jail
-	-	-	-	-	X	X	X	X	X	-	Calaveras County	County Jail
-	-	-	-	-	X	X	X	X	X	-	Colusa County	County Jail
-	-	-	-	X	-	-	-	-	-	-	Contra Costa County	Sheriff's Rehab. Center
-	-	-	-	-	X	X	X	X	X	X		Work Furlough Center
-	-	-	-	X	X	X	X	X	X	-		Co. Detention Facility
-	-	-	-	-	X	X	X	X	X	-		Co. Jail-Men's Dormitory
-	-	-	-	-	X	X	X	X	X	-	Del Norte County	County Jail
-	-	-	-	-	X	X	X	X	X	-	El Dorado County	County Jail
-	-	-	-	-	X	X	X	X	X	-		County Jail
-	-	-	-	-	X	X	X	X	X	-	Fresno County	County Jail
-	-	-	-	-	X	X	X	X	X	-		Industrial Farm
-	-	-	-	-	X	X	X	X	X	-	Glenn County	County Jail
-	-	-	-	-	X	X	X	X	X	-	Humboldt County	County Jail
-	-	-	-	-	X	X	X	X	X	-	Imperial County	County Jail
-	-	-	-	-	X	X	X	X	X	-		Minimum Security Jail
-	-	-	-	-	X	X	X	X	X	-		Brawley City Jail
-	-	-	-	X	-	-	-	-	-	-	Inyo County	County Jail
-	-	-	-	-	X	X	X	X	X	-	Kern County	County Jail
-	-	-	-	-	X	X	X	X	X	-		Lerdo Min. Sec. Facility
-	-	-	-	-	X	X	X	X	X	-		Lerdo Max. Med. Facility
-	-	-	-	-	X	X	X	X	X	-	Kings County	County Jail
-	-	-	-	-	X	X	X	X	X	-	Lake County	County Jail
-	-	-	-	-	X	X	X	X	X	-	Lassen County	County Jail
-	-	-	-	-	X	X	X	X	X	-	Los Angeles County	Biscailuz Center
-	-	-	-	-	X	X	X	X	X	-		Hall of Justice Jail
-	-	-	-	-	X	X	X	X	X	-		Men's Central Jail
-	-	-	-	-	X	X	X	X	X	-		Honor Rancho-Min. Sec.
-	-	-	-	-	X	X	X	X	X	-		Sybil Brand Institute
-	-	-	-	-	X	X	X	X	X	-		Honor Rancho-Max. Sec.
-	-	-	-	-	X	X	X	X	X	-		Burbank City Jail
-	-	-	-	-	X	X	X	X	X	-		Glendale City Jail
-	-	-	-	-	X	X	X	X	X	-		Long Beach City Jail
-	-	-	-	-	X	X	X	X	X	-		Pasadena City Jail
-	-	-	-	-	X	X	X	X	X	-		Torrance City Jail
-	-	-	-	-	X	X	X	X	X	X	Madera County	County Jail
-	-	-	-	-	X	X	X	X	X	-	Marin County	County Jail
-	-	-	-	-	X	X	X	X	X	-	Mariposa County	County Jail
-	-	-	-	-	X	X	X	X	X	-	Mendocino County	Low Gap Detention Ctr.
-	-	-	-	-	X	X	X	X	X	-		Maximum Security Jail
-	-	-	-	-	X	X	X	X	X	-	Merced County	Branch Jail
-	-	-	-	-	X	X	X	X	X	-		County Jail
-	-	-	-	-	X	X	X	X	X	-		Los Banos City Jail
-	-	-	-	-	X	X	X	X	X	-	Modoc County	County Detention Center
-	-	-	-	-	X	X	X	X	X	-	Mono County	County Jail
-	-	-	-	-	X	X	X	X	X	-	Monterey County	County Jail
-	-	-	-	-	X	X	X	X	X	-		County Rehab. Center
-	-	-	-	-	X	X	X	X	X	-	Napa County	Dept Of Corrections
-	-	-	-	-	X	X	X	X	X	-	Nevada County	County Jail

Table 16. Jails providing medical screening and assessments—Con.

[X indicates YES or NO. State total is sum of X's]

Name of county	Name of jail	Screening/assessment provided for—											
		No inmates	Sentenced only							Unsentenced only			
			Physical health	Mental health	Suicide potential	Alcohol abuse	Drug abuse	Other	None	Physical health	Mental health		
California—Con.													
Orange County	County Jail	-	-	-	-	-	-	-	-	-	-	-	-
	Theo Lacy Facility	-	X	X	X	X	X	X	-	-	-	-	-
	J. A. Musick Facility	-	X	X	X	X	X	X	-	-	-	-	-
	Anaheim City Jail	-	-	-	-	-	-	-	-	-	-	-	-
	Costa Mesa City Jail	-	-	-	-	-	-	-	-	-	-	-	-
	Newport Beach City Jail	X	-	-	-	-	-	-	-	-	-	-	-
	San Clemente City Jail	-	-	-	-	-	-	-	-	-	-	-	-
Placer County	County Jail	-	-	-	-	-	-	-	-	-	-	-	-
	Minimum Security Jail	-	-	-	-	-	-	-	-	-	-	-	-
Plumas County	County Jail	-	-	-	-	-	-	-	-	-	-	-	-
Riverside County	Banning Rehab. Center	-	X	X	X	X	X	X	X	-	-	-	-
	County Jail	-	-	-	-	-	-	-	-	-	-	-	-
	County Jail	-	-	-	-	-	-	-	-	-	-	-	-
	County Jail	-	-	-	-	-	-	-	-	-	-	-	-
	Herrat City Jail	-	-	-	-	-	-	-	-	-	-	-	-
	Perris City Jail	-	-	-	-	-	-	-	-	-	-	-	-
Sacramento County	County Main Jail	-	-	-	-	-	-	-	-	-	-	-	-
	Rio Consumnes Corr. Ctr.	-	-	-	-	-	-	-	-	-	-	-	-
	Co. Work Furlough Center	-	-	-	-	-	-	-	-	-	-	-	-
San Benito County	County Jail	-	-	-	-	-	-	-	-	-	-	-	-
San Bernardino County	County Jail	-	-	-	-	-	-	-	-	-	-	-	-
	Gen Helen Rehab. Center	-	-	-	-	-	-	-	-	-	-	-	-
San Diego County	Co. Work Furlough Center	-	X	X	X	X	X	X	-	-	-	-	-
	Barrett Honor Camp	-	X	X	X	X	X	X	-	-	-	-	-
	Descanso Detention Fac.	-	X	X	X	X	X	X	-	-	-	-	-
	Camp Morena	-	X	X	X	X	X	X	-	-	-	-	-
	LaCima Conserv. Honor Camp	-	X	X	X	X	X	X	-	-	-	-	-
	San Jose Honor Camp	-	X	X	X	X	X	X	-	-	-	-	-
	West Folk Honor Camp	-	X	X	X	X	X	X	-	-	-	-	-
	County Jail	-	-	-	-	-	-	-	-	-	-	-	-
	Las Colinas Det. Fac.	-	-	-	-	-	-	-	-	-	-	-	-
	Vista Detention Facility	-	-	-	-	-	-	-	-	-	-	-	-
San Francisco City/Co.	South Bay Detention Fac.	X	-	-	-	-	-	-	-	-	-	-	-
	San Francisco Jail No. 1	-	-	-	-	-	-	-	-	-	-	-	-
	San Francisco Jail No. 3	-	-	-	-	-	-	-	-	-	-	-	-
	San Francisco Jail No. 2	-	-	-	-	-	-	-	-	-	-	-	-
	San Francisco Jail No. 4	-	X	X	X	X	X	X	-	-	-	-	-
	Jail Hospital-Ward 7D	-	-	-	-	-	-	-	-	-	-	-	-
San Joaquin County	County Men's Jail	-	-	-	-	-	-	-	-	-	-	-	-
	County Female Jail	-	-	-	-	-	-	-	-	-	-	-	-
	Honor Farm	-	X	X	X	X	X	X	-	-	-	-	-
San Luis Obispo County	County Jail	-	-	-	-	-	-	-	-	-	-	-	-
San Mateo County	County Main Jail	-	-	-	-	-	-	-	-	-	-	-	-
	Sheriffs Honor Camp	-	X	X	X	X	X	X	-	-	-	-	-
	Co. Work Furlough Fac.	-	X	X	X	X	X	X	-	-	-	-	-
	Women's Corr. Facility	-	-	-	-	-	-	-	-	-	-	-	-
	Medium Security Facility	-	X	X	X	X	X	X	-	-	-	-	-
Santa Barbara County	Co. Detention Facility	-	-	-	-	-	-	-	-	-	-	-	-
	Honor Farm	-	X	-	-	-	-	-	-	-	-	-	-
Santa Clara County	Lompoc City Jail	-	-	-	-	-	-	-	-	-	-	-	-
	County Main Jail	-	-	-	-	-	-	-	-	-	-	-	-
	Elmwood Jail	-	-	-	-	-	-	-	-	-	-	-	-
	North Co. Detention Fac.	-	-	-	-	-	-	-	-	-	-	-	-
	Womens Detention Facility	-	-	-	-	-	-	-	-	-	-	-	-
	Co. Jail-Min. Security	-	-	-	-	-	-	-	-	-	-	-	-
	Elmwood Jail-Mod. Fac.	-	-	-	-	-	-	-	-	-	-	-	-
	Womens Residential Ctr.	-	X	X	X	X	X	X	-	-	-	-	-
	Park Alameda Work Furl.	-	X	X	X	X	X	X	-	-	-	-	-
	Elmwood Jail-Medium Sec.	-	-	-	-	-	-	-	-	-	-	-	-
Santa Cruz County	County Jail	-	-	-	-	-	-	-	-	-	-	-	-
	Rehabilitation Facility	-	X	X	X	X	X	X	-	-	-	-	-
	County Water St. Jail	-	-	-	-	-	-	-	-	-	-	-	-
Shasta County	County Jail	-	-	-	-	-	-	-	-	-	-	-	-
	Crystal Creek Center	-	X	X	-	-	X	-	-	-	-	-	-
	Co. Detention Annex	-	-	-	-	-	-	-	-	-	-	-	-
Siskiyou County	County Jail	-	-	-	-	-	-	-	-	-	-	-	-
Solano County	County Jail	-	-	-	-	-	-	-	-	-	-	-	-
	Solano County Jail	-	-	-	-	-	-	-	-	-	-	-	-
	Co. Detention Facility	-	X	-	-	-	-	-	-	-	-	-	-
Sonoma County	County Jail	-	-	-	-	-	-	-	-	-	-	-	-
	Minimum Security Jail	-	X	X	X	X	X	X	-	-	-	-	-
Stanislaus County	County Jail	-	-	-	-	-	-	-	-	-	-	-	-
	Honor Farm	-	X	X	X	X	X	X	-	-	-	-	-
	County Women's Facility	-	-	-	-	-	-	-	-	-	-	-	-
Sutter County	County Jail	-	-	-	-	-	-	-	-	-	-	-	-
Tehama County	County Jail	-	-	-	-	-	-	-	-	-	-	-	-
Trinity County	County Jail	-	-	-	-	-	-	-	-	-	-	-	-
Tulare County	County Jail	-	-	-	-	-	-	-	-	-	-	-	-
	Co. Correctional Center	-	X	X	-	-	X	X	-	-	-	-	-
Tuolumne County	County Jail	-	-	-	-	-	-	-	-	-	-	-	-
Ventura County	Co. Work Furlough Prog.	-	X	X	X	X	X	X	-	-	-	-	-
	County Jail	X	-	-	-	-	-	-	-	-	-	-	-
	Honor Farm	-	X	X	X	X	X	X	-	-	-	-	-
	Port Hueneme City Jail	X	-	-	-	-	-	-	-	-	-	-	-
Yolo County	County Jail	-	-	-	-	-	-	-	-	-	-	-	-
Yuba County	County Prison Farm	-	-	-	-	-	-	-	-	-	-	-	-
	County Jail	-	-	-	-	-	-	-	-	-	-	-	-
Colorado		16	1	1	1	1	1	1	-	-	-	-	-
Adams County	County Jail	-	-	-	-	-	-	-	-	-	-	-	-
	Work Release Annex	X	-	-	-	-	-	-	-	-	-	-	-
Alamosa County	County Jail	-	-	-	-	-	-	-	-	-	-	-	-
Arapahoe County	County Jail	-	-	-	-	-	-	-	-	-	-	-	-
	Aurora City Jail	-	-	-	-	-	-	-	-	-	-	-	-
Archuleta County	County Jail	X	-	-	-	-	-	-	-	-	-	-	-
Baca County	County Jail	X	-	-	-	-	-	-	-	-	-	-	-
Bent County	County Jail	-	-	-	-	-	-	-	-	-	-	-	-
Boulder County	County Jail	-	-	-	-	-	-	-	-	-	-	-	-

See footnotes at end of table.

Screening/assessment provided for--Con.											Name of county	Name of jail
Unsentenced only--Con.					Sentenced and unsentenced							
Suicide potential	Alcohol abuse	Drug abuse	Other	None	Physical health	Mental health	Suicide potential	Alcohol abuse	Drug abuse	Other		
-	-	-	-	-	X	X	X	X	X	-	California--Con.	
-	-	-	-	X	-	-	-	-	-	-	Orange County	County Jail Theo Lacy Facility J. A. Musick Facility Anaheim City Jail Costa Mesa City Jail Newport Beach City Jail San Clemente City Jail County Jail
-	-	-	-	-	X	X	X	X	X	-	Placer County	Minimum Security Jail County Jail
-	-	-	-	-	X	X	X	X	X	-	Plumas County	County Jail
-	-	-	-	-	X	X	X	X	X	X	Riverside County	Banning Rehab. Center County Jail County Jail County Jail Hemet City Jail Perris City Jail County Main Jail Rio Consumnes Corr. Ctr. Co. Work Furlough Center County Jail
-	-	-	-	-	X	X	X	X	X	X	Sacramento County	County Jail Glen Helen Rehab. Center Co. Work Furlough Center Barrett Honor Camp Descanso Detention Fac. Camp Morena LaCima Consv. Honor Camp San Jose Honor Camp
-	-	-	-	-	X	X	X	X	X	X	San Benito County	County Jail
-	-	-	-	-	X	X	X	X	X	X	San Bernardino County	County Jail
-	-	-	-	-	X	X	X	X	X	X	San Diego County	San Diego County Jail Glen Helen Rehab. Center Co. Work Furlough Center Barrett Honor Camp Descanso Detention Fac. Camp Morena LaCima Consv. Honor Camp San Jose Honor Camp
-	-	-	-	-	X	X	X	X	X	X	San Francisco City/Co.	West Folk Honor Camp County Jail Las Colinas Det. Fac. Vista Detention Facility South Bay Detention Facility San Francisco Jail No. 1 San Francisco Jail No. 3 San Francisco Jail No. 2 San Francisco Jail No. 4 Jail Hospital-Ward 7D
-	X	-	-	-	X	X	X	X	X	X	San Joaquin County	County Men's Jail County Female Jail Honor Farm County Jail
-	-	-	-	-	X	X	X	X	X	X	San Luis Obispo County	County Jail
-	-	-	-	-	X	X	X	X	X	X	San Mateo County	County Main Jail Sheriffs Honor Camp Co. Work Furlough Fac. Women's Corr. Facility Medium Security Facility Co. Detention Facility Honor Farm
-	-	-	-	-	X	X	X	X	X	X	Santa Barbara County	Lompoc City Jail County Main Jail Elmwood Jail
-	-	-	-	-	X	X	X	X	X	X	Santa Clara County	North Co. Detention Fac. Womens Detention Facility Co. Jail-Min. Security Elmwood Jail-Mod. Fac.
-	-	-	-	-	X	X	X	X	X	X	Santa Cruz County	Womens Residential Ctr. Park Alameda Work Furl. Elmwood Jail-Medium Sec. County Jail Rehabilitation Facility County Water St. Jail County Jail
-	-	-	-	-	X	X	X	X	X	X	Shasta County	Crystal Creek Center Co. Detention Annex County Jail
-	-	-	-	-	X	X	X	X	X	X	Siskiyou County	County Jail
-	-	-	-	-	X	X	X	X	X	X	Solano County	County Jail Solano County Jail Co. Detention Facility County Jail
-	-	-	-	-	X	X	X	X	X	X	Sonoma County	Minimum Security Jail County Jail
-	-	-	-	-	X	X	X	X	X	X	Stanislaus County	Honor Farm County Women's Facility County Jail
-	-	-	-	-	X	X	X	X	X	X	Sutter County	County Jail
-	-	-	-	-	X	X	X	X	X	X	Tehama County	County Jail
-	-	-	-	-	X	X	X	X	X	X	Trinity County	County Jail
-	-	-	-	-	X	X	X	X	X	X	Tulare County	County Jail Co. Correctional Center County Jail
-	-	-	-	-	X	X	X	X	X	X	Tuolumne County	Co. Work Furlough Prog. County Jail
-	-	-	-	-	X	X	X	X	X	X	Ventura County	Honor Farm Port Hueneme City Jail County Jail
-	-	-	-	-	X	X	X	X	X	X	Yolo County	County Prison Farm County Jail
-	-	-	-	-	X	X	X	X	X	X	Yuba County	County Jail
-	-	-	-	1	42	29	23	30	23	-	Colorado	
-	-	-	-	-	X	X	X	X	X	X	Adams County	County Jail Work Release Annex
-	-	-	-	-	X	X	X	X	X	X	Alamosa County	County Jail
-	-	-	-	-	X	X	X	X	X	X	Arapahoe County	County Jail Aurora City Jail
-	-	-	-	-	X	X	X	X	X	X	Archuleta County	County Jail
-	-	-	-	-	X	X	X	X	X	X	Baca County	County Jail
-	-	-	-	-	X	X	X	X	X	X	Bent County	County Jail
-	-	-	-	-	X	X	X	X	X	X	Boulder County	County Jail

Table 16. Jails providing medical screening and assessments—Con.

[X indicates YES or NO. State total is sum of X's]

Name of county	Name of jail	Screening/assessment provided for—									
		No inmates	Sentenced only						Unsentenced only		
			Physical health	Mental health	Suicide potential	Alcohol abuse	Drug abuse	Other	None	Physical health	Mental health
Colorado—Con.											
Chaffee County	County Jail	-	-	-	-	-	-	-	-	-	-
Cheyenne County	County Jail	X	-	-	-	-	-	-	-	-	-
Clear Creek County	County Jail	-	-	-	-	-	-	-	-	-	-
Conjoco County	County Jail	-	-	-	-	-	-	-	-	-	-
Costilla County	County Jail	-	-	-	-	-	-	-	-	-	-
Delta County	County Jail	-	-	-	-	-	-	-	-	-	-
Denver City and County	County Jail	-	-	-	-	-	-	-	-	-	-
Douglas County	County Jail	-	-	-	-	-	-	-	-	-	-
Eagle County	County Corr. Facility	-	-	-	-	-	-	-	-	-	-
Elbert County	County Jail	-	-	-	-	-	-	-	-	-	-
El Paso County	County Jail	-	-	-	-	-	-	-	-	-	-
	Community Corrections	X	-	-	-	-	-	-	-	-	-
Fremont County	County Jail	-	-	-	-	-	-	-	-	-	-
Garfield County	County Jail	-	-	-	-	-	-	-	-	-	-
Gilpin County	County Jail	X	-	-	-	-	-	-	-	-	-
Grand County	County Jail	-	-	-	-	-	-	-	-	-	-
Gunnison County	County Jail	-	-	-	-	-	-	-	-	-	-
Huerfano County	County Jail	X	-	-	-	-	-	-	-	-	-
Jackson County	County Jail	-	-	-	-	-	-	-	-	-	-
Jefferson County	County Jail	-	-	-	-	-	-	-	-	-	-
	Work Ed. Release Program	X	-	-	-	-	-	-	-	-	-
Kit Carson County	County Jail	-	-	-	-	-	-	-	-	-	-
Lake County	County Jail	-	-	-	-	-	-	-	-	-	-
La Plata County	County Jail	-	-	-	-	-	-	-	-	-	-
Larimer County	County Jail	-	-	-	-	-	-	-	-	-	-
Las Animas County	County Jail	X	-	-	-	-	-	-	-	-	-
Lincoln County	County Jail	-	-	-	-	-	-	-	-	-	-
Logan County	County Jail	X	-	-	-	-	-	-	-	-	-
Mesa County	County Jail	-	-	-	-	-	-	-	-	-	-
	County Work Release	-	X	X	X	X	X	-	-	-	-
Moffat County	County Jail	-	-	-	-	-	-	-	-	-	-
	Corr. Alt. Placement	X	-	-	-	-	-	-	-	-	-
Montezuma County	County Jail	X	-	-	-	-	-	-	-	-	-
Montrose County	County Jail	-	-	-	-	-	-	-	-	-	-
Morgan County	County Jail	-	-	-	-	-	-	-	-	-	-
Otero County	County Jail	-	-	-	-	-	-	-	-	-	-
Phillips County	County Jail	X	-	-	-	-	-	-	-	-	-
Pitkin County	County Jail	-	-	-	-	-	-	-	-	-	-
Prowers County	County Jail	X	-	-	-	-	-	-	-	-	-
Pueblo County	County Jail	-	-	-	-	-	-	-	-	-	-
	Detention and Corr. Fac.	-	-	-	-	-	-	-	-	-	-
	Detention Fac.-Annex 3	X	-	-	-	-	-	-	-	-	-
Rio Blanco County	County Jail	-	-	-	-	-	-	-	-	-	-
Rio Grande County	County Jail	-	-	-	-	-	-	-	-	-	-
Routt County	County Jail	-	-	-	-	-	-	-	-	-	-
Saguache County	County Jail	-	-	-	-	-	-	-	-	-	-
Sedgwick County	County Jail	-	-	-	-	-	-	-	-	-	-
Summit County	County Jail	-	-	-	-	-	-	-	-	-	-
Teller County	County Jail	-	-	-	-	-	-	-	-	-	-
Washington County	County Jail	-	-	-	-	-	-	-	-	-	-
Weld County	County Jail	-	-	-	-	-	-	-	-	-	-
Yuma County	County Jail	X	-	-	-	-	-	-	-	-	-
Idaho											
Ada County	County Jail	-	-	-	-	-	-	-	-	-	-
Adams County	County Jail	X	-	-	-	-	-	-	-	-	-
Bannock County	County Jail	-	-	-	-	-	-	-	-	-	-
Bear Lake County	Montpelier City Jail	-	-	-	-	-	-	-	-	-	-
Benewah County	County Jail	-	-	-	-	-	-	-	-	-	-
Bingham County	County Jail	-	-	-	-	-	-	-	-	-	-
Blaine County	County Jail	X	-	-	-	-	-	-	-	-	-
Bonneville County	County Jail	-	-	-	-	-	-	-	-	-	-
Boundary County	County Jail	-	-	-	-	-	-	-	-	-	-
Canyon County	County Jail	-	-	-	-	-	-	-	-	-	-
	Nampa City Jail	-	-	-	-	-	-	-	-	-	-
Caribou County	County Jail	-	-	-	-	-	-	-	-	-	-
Cassia County	County Jail	-	-	-	-	-	-	-	-	-	-
Clark County	County Jail	-	-	-	-	-	-	-	-	-	-
Clearwater County	County Jail	-	-	-	-	-	-	-	-	-	-
Elmore County	County Jail	-	-	-	-	-	-	-	-	-	-
Franklin County	County Jail	-	-	-	-	-	-	-	-	-	-
Fremont County	County Jail	-	-	-	-	-	-	-	-	-	-
Gem County	County Jail	-	-	-	-	-	-	-	-	-	-
Gooding County	County Jail	X	-	-	-	-	-	-	-	-	-
Idaho County	County Jail	-	-	-	-	-	-	-	-	-	-
Jefferson County	County Jail	-	-	-	-	-	-	-	-	-	-
Jerome County	County Jail	X	-	-	-	-	-	-	-	-	-
Latah County	County Jail	-	-	-	-	-	-	-	-	-	-
Lemhi County	County Jail	-	-	-	-	-	-	-	-	-	-
Lewis County	County Jail	-	-	-	-	-	-	-	-	-	-
Madison County	County Jail	-	-	-	-	-	-	-	-	-	-
Minidoka County	County Jail	-	-	-	-	-	-	-	-	-	-
Nez Perce County	County Jail	-	-	-	-	-	-	-	-	-	-
Owyhee County	County Jail	-	-	-	-	-	-	-	-	-	-
Payette County	County Jail	-	-	-	-	-	-	-	-	-	-
Power County	County Jail	-	-	-	-	-	-	-	-	-	-
Shoshone County	County Jail	-	-	-	-	-	-	-	-	-	-
Twin Falls County	County Jail	-	-	-	-	-	-	-	-	-	-
Valley County	County Jail	-	-	-	-	-	-	-	-	-	-
Washington County	County Jail	-	-	-	-	-	-	-	-	-	-

See footnotes at end of table.

Screening/assessment provided for--Con.

Unsented only--Con.					Sentenced and unsentenced						Name of county	Name of jail
Suicide potential	Alcohol abuse	Drug abuse	Other	None	Physical health	Mental health	Suicide potential	Alcohol abuse	Drug abuse	Other		
-	-	-	-	-	X	X	X	X	X	-	Colorado--Con.	
-	-	-	-	-	X	X	X	X	X	-	Chaffee County	County Jail
-	-	-	-	-	X	X	X	X	X	-	Cheyenne County	County Jail
-	-	-	-	-	X	X	X	X	X	-	Clear Creek County	County Jail
-	-	-	-	-	X	X	X	X	X	-	Conejos County	County Jail
-	-	-	-	-	X	X	X	X	X	-	Costilla County	County Jail
-	-	-	-	-	X	X	X	X	X	-	Delta County	County Jail
-	-	-	-	-	X	X	X	X	X	-	Denver City and County	County Jail
-	-	-	-	-	X	X	X	X	X	-	Douglas County	County Jail
-	-	-	-	-	X	X	X	X	X	-	Eagle County	County Corr. Facility
-	-	-	-	-	X	X	X	X	X	-	Elbert County	County Jail
-	-	-	-	-	X	X	X	X	X	-	El Paso County	County Jail
-	-	-	-	-	X	X	X	X	X	-	Community Corrections	
-	-	-	-	-	X	X	X	X	X	-	Fremont County	County Jail
-	-	-	-	-	X	X	X	X	X	-	Garfield County	County Jail
-	-	-	-	-	X	X	X	X	X	-	Gilpin County	County Jail
-	-	-	-	-	X	X	X	X	X	-	Grand County	County Jail
-	-	-	-	-	X	X	X	X	X	-	Gunnison County	County Jail
-	-	-	-	-	X	X	X	X	X	-	Huerfano County	County Jail
-	-	-	-	-	X	X	X	X	X	-	Jackson County	County Jail
-	-	-	-	-	X	X	X	X	X	-	Jefferson County	County Jail
-	-	-	-	-	X	X	X	X	X	-	Work Ed. Release Program	
-	-	-	-	-	X	X	X	X	X	-	Kit Carson County	County Jail
-	-	-	-	-	X	X	X	X	X	-	Lake County	County Jail
-	-	-	-	-	X	X	X	X	X	-	La Plata County	County Jail
-	-	-	-	-	X	X	X	X	X	-	Larimer County	County Jail
-	-	-	-	-	X	X	X	X	X	-	Las Animas County	County Jail
-	-	-	-	-	X	X	X	X	X	-	Lincoln County	County Jail
-	-	-	-	-	X	X	X	X	X	-	Logan County	County Jail
-	-	-	-	X	X	X	X	X	X	-	Mesa County	County Jail
-	-	-	-	X	X	X	X	X	X	-	County Work Release	
-	-	-	-	X	X	X	X	X	X	-	Moffat County	County Jail
-	-	-	-	X	X	X	X	X	X	-	Corr. Pl. Placement	
-	-	-	-	X	X	X	X	X	X	-	Montezuma County	County Jail
-	-	-	-	X	X	X	X	X	X	-	Montrose County	County Jail
-	-	-	-	X	X	X	X	X	X	-	Morgan County	County Jail
-	-	-	-	X	X	X	X	X	X	-	Otero County	County Jail
-	-	-	-	X	X	X	X	X	X	-	Phillips County	County Jail
-	-	-	-	X	X	X	X	X	X	-	Piikin County	County Jail
-	-	-	-	X	X	X	X	X	X	-	Prowers County	County Jail
-	-	-	-	X	X	X	X	X	X	-	Pueblo County	Detention and Corr. Fac.
-	-	-	-	X	X	X	X	X	X	-	Detention Fac.-Annex 3	
-	-	-	-	X	X	X	X	X	X	-	Rio Blanco County	County Jail
-	-	-	-	X	X	X	X	X	X	-	Rio Grande County	County Jail
-	-	-	-	X	X	X	X	X	X	-	Routt County	County Jail
-	-	-	-	X	X	X	X	X	X	-	Saguache County	County Jail
-	-	-	-	X	X	X	X	X	X	-	Sedgwick County	County Jail
-	-	-	-	X	X	X	X	X	X	-	Summit County	County Jail
-	-	-	-	X	X	X	X	X	X	-	Teller County	County Jail
-	-	-	-	X	X	X	X	X	X	-	Washington County	County Jail
-	-	-	-	X	X	X	X	X	X	-	Weld County	County Jail
-	-	-	-	X	X	X	X	X	X	-	Yuma County	County Jail
-	-	-	-	31	26	22	24	20	-	Idaho		
-	-	-	-	-	X	X	X	X	X	-	Ada County	County Jail
-	-	-	-	-	X	X	X	X	X	-	Adams County	County Jail
-	-	-	-	-	X	X	X	X	X	-	Bannock County	County Jail
-	-	-	-	-	X	X	X	X	X	-	Bear Lake County	Montpelier City Jail
-	-	-	-	-	X	X	X	X	X	-	Benewah County	County Jail
-	-	-	-	-	X	X	X	X	X	-	Bingham County	County Jail
-	-	-	-	-	X	X	X	X	X	-	Blaine County	County Jail
-	-	-	-	-	X	X	X	X	X	-	Bonneville County	County Jail
-	-	-	-	-	X	X	X	X	X	-	Boundary County	County Jail
-	-	-	-	-	X	X	X	X	X	-	Canyon County	County Jail
-	-	-	-	-	X	X	X	X	X	-	Nampa City Jail	
-	-	-	-	-	X	X	X	X	X	-	Caribou County	County Jail
-	-	-	-	-	X	X	X	X	X	-	Cassia County	County Jail
-	-	-	-	-	X	X	X	X	X	-	Clark County	County Jail
-	-	-	-	-	X	X	X	X	X	-	Clearwater County	County Jail
-	-	-	-	-	X	X	X	X	X	-	Elmore County	County Jail
-	-	-	-	-	X	X	X	X	X	-	Franklin County	County Jail
-	-	-	-	-	X	X	X	X	X	-	Fremont County	County Jail
-	-	-	-	-	X	X	X	X	X	-	Gem County	County Jail
-	-	-	-	-	X	X	X	X	X	-	Gooding County	County Jail
-	-	-	-	-	X	X	X	X	X	-	Idaho County	County Jail
-	-	-	-	-	X	X	X	X	X	-	Jefferson County	County Jail
-	-	-	-	-	X	X	X	X	X	-	Jerome County	County Jail
-	-	-	-	-	X	X	X	X	X	-	Latah County	County Jail
-	-	-	-	-	X	X	X	X	X	-	Lemhi County	County Jail
-	-	-	-	-	X	X	X	X	X	-	Lewis County	County Jail
-	-	-	-	-	X	X	X	X	X	-	Madison County	County Jail
-	-	-	-	-	X	X	X	X	X	-	Minidoka County	County Jail
-	-	-	-	-	X	X	X	X	X	-	Nez Perce County	County Jail
-	-	-	-	-	X	X	X	X	X	-	Owyhee County	County Jail
-	-	-	-	-	X	X	X	X	X	-	Payette County	County Jail
-	-	-	-	-	X	X	X	X	X	-	Power County	County Jail
-	-	-	-	-	X	X	X	X	X	-	Shoshone County	County Jail
-	-	-	-	-	X	X	X	X	X	-	Twin Falls County	County Jail
-	-	-	-	-	X	X	X	X	X	-	Valley County	County Jail
-	-	-	-	-	X	X	X	X	X	-	Washington County	County Jail

Table 16. Jails providing medical screening and assessments—Con.

[X indicates YES or NO. State total is sum of X's]

Name of county	Name of jail	Screening/assessment provided for—									
		No inmates	Sentenced only						Unsentenced only		
			Physical health	Mental health	Suicide potential	Alcohol abuse	Drug abuse	Other	None	Physical health	Mental health
Montana		9	-	-	-	-	-	-	1	1	1
Beaverhead County	County Jail.....	-	-	-	-	-	-	-	-	-	-
Big Horn County	County Jail.....	-	-	-	-	-	-	-	-	-	-
Blaine County	County Jail.....	X	-	-	-	-	-	-	-	-	-
	Harlem City Jail.....	X	-	-	-	-	-	-	-	-	-
Broadwater County	County Jail.....	X	-	-	-	-	-	-	-	-	-
Carbon County	County Jail.....	-	-	-	-	-	-	-	-	-	-
Cascade County	County Jail.....	X	-	-	-	-	-	-	-	-	-
	Great Falls City Jail.....	-	-	-	-	-	-	-	-	-	-
Chouteau County	County Jail.....	-	-	-	-	-	-	-	-	-	-
Custer County	County Jail.....	-	-	-	-	-	-	-	-	-	-
Daniels County	County Jail.....	-	-	-	-	-	-	-	-	-	-
Dawson County	County Jail.....	X	-	-	-	-	-	-	-	-	-
Anaconda-Deer Lodge Co.	County Jail.....	-	-	-	-	-	-	-	-	-	-
Fallon County	County Jail.....	-	-	-	-	-	-	-	-	-	-
Fergus County	County Jail.....	-	-	-	-	-	-	-	-	-	-
Flathead County	County Jail.....	-	-	-	-	-	-	-	-	-	-
Gallatin County	County Jail.....	-	-	-	-	-	-	-	-	-	-
Glacier County	County Jail.....	X	-	-	-	-	-	-	-	-	-
	Cul Bank City Jail.....	-	-	-	-	-	-	-	-	-	-
Granite County	County Jail.....	-	-	-	-	-	-	-	-	-	-
Hill County	County Jail.....	-	-	-	-	-	-	-	-	-	-
	Havre City Jail.....	-	-	-	-	-	-	-	-	-	-
Jefferson County	County Jail.....	-	-	-	-	-	-	-	-	-	-
Lake County	County Jail.....	-	-	-	-	-	-	-	-	-	-
Lewis and Clark County	County Jail.....	-	-	-	-	-	-	-	-	-	-
Liberty County	County Jail.....	X	-	-	-	-	-	-	-	-	-
Lincoln County	County Jail.....	-	-	-	-	-	-	-	-	-	-
Madison County	County Jail.....	-	-	-	-	-	-	-	-	-	-
Mineral County	County Jail.....	-	-	-	-	-	-	-	-	-	-
Missoula County	County Jail.....	-	-	-	-	-	-	-	-	-	-
Musselshell County	County Jail.....	-	-	-	-	-	-	-	-	-	-
Park County	County Jail.....	-	-	-	-	-	-	X	X	X	
Phillips County	County Jail.....	-	-	-	-	-	-	-	-	-	-
Pondera County	County Jail.....	X	-	-	-	-	-	-	-	-	-
Powder River County	County Jail.....	-	-	-	-	-	-	-	-	-	-
Powell County	County Jail.....	-	-	-	-	-	-	-	-	-	-
Prairie County	County Jail.....	-	-	-	-	-	-	-	-	-	-
Ravalli County	County Jail.....	-	-	-	-	-	-	-	-	-	-
Richland County	County Jail.....	-	-	-	-	-	-	-	-	-	-
Roosevelt County	County Jail.....	X	-	-	-	-	-	-	-	-	-
Rosebud County	County Jail.....	-	-	-	-	-	-	-	-	-	-
Sanders County	County Jail.....	-	-	-	-	-	-	-	-	-	-
Sheridan County	County Jail.....	-	-	-	-	-	-	-	-	-	-
Butte-Silver Bow County	County Jail.....	-	-	-	-	-	-	-	-	-	-
Stillwater County	County Jail.....	-	-	-	-	-	-	-	-	-	-
Teton County	County Jail.....	-	-	-	-	-	-	-	-	-	-
Toole County	County Jail.....	-	-	-	-	-	-	-	-	-	-
Valley County	County Jail.....	-	-	-	-	-	-	-	-	-	-
Wheatland County	County Jail.....	-	-	-	-	-	-	-	-	-	-
Yellowstone County	County Jail.....	-	-	-	-	-	-	-	-	-	-
Nevada		1	-	-	-	-	-	-	1	1	1
Churchill County	County Jail.....	-	-	-	-	-	-	-	-	-	-
	Fallon City Jail.....	-	-	-	-	-	-	-	X	X	X
Clark County	County Jail.....	-	-	-	-	-	-	-	-	-	-
	Las Vegas Misdemeanant.....	-	-	-	-	-	-	-	-	-	-
	Henderson City Jail.....	-	-	-	-	-	-	-	-	-	-
	No. Las Vegas City Jail.....	-	-	-	-	-	-	-	-	-	-
Douglas County	County Jail.....	-	-	-	-	-	-	-	-	-	-
Elko County	County Jail.....	-	-	-	-	-	-	-	-	-	-
Esmeralda County	County Jail.....	-	-	-	-	-	-	-	-	-	-
Eureka County	County Jail.....	-	-	-	-	-	-	-	-	-	-
Humboldt County	County Jail.....	-	-	-	-	-	-	-	-	-	-
Lander County	Austin Jail.....	-	-	-	-	-	-	-	-	-	-
Lyon County	County Jail.....	-	-	-	-	-	-	-	-	-	-
Mineral County	Hawthorne Town Jail.....	X	-	-	-	-	-	-	-	-	-
Nye County	County Jail.....	-	-	-	-	-	-	-	-	-	-
	County Jail.....	-	-	-	-	-	-	-	-	-	-
Carson City city area	Carson City Jail.....	-	-	-	-	-	-	-	-	-	-
Pershing County	County Jail.....	-	-	-	-	-	-	-	-	-	-
Washoe County	County Jail.....	-	-	-	-	-	-	-	-	-	-
	County Detention Center.....	-	-	-	-	-	-	-	-	-	-
	Reno City Jail.....	-	-	-	-	-	-	-	-	-	-
	Sparks City Jail.....	-	-	-	-	-	-	-	-	-	-
White Pine County	County Jail.....	-	-	-	-	-	-	-	-	-	-
New Mexico		6	-	-	-	-	-	-	-	1	1
Bernalillo County	City-County Jail.....	-	-	-	-	-	-	-	-	-	-
	City-Co. Satellite Jail.....	-	-	-	-	-	-	-	-	-	-
Catron County	County Jail.....	-	-	-	-	-	-	-	-	-	-
Chaves County	County Jail.....	X	-	-	-	-	-	-	-	-	-
Colfax County	County Jail.....	-	-	-	-	-	-	-	-	-	-
Curry County	County Jail.....	-	-	-	-	-	-	-	-	-	-
	Clovis City Jail.....	-	-	-	-	-	-	-	-	-	-
De Baca County	County Jail.....	X	-	-	-	-	-	-	-	-	-
Dona Ana County	County Jail.....	-	-	-	-	-	-	-	-	-	-
Eddy County	County Jail.....	-	-	-	-	-	-	-	-	-	-
	Artesia City Jail.....	X	-	-	-	-	-	-	-	-	-
Grant County	County Jail.....	-	-	-	-	-	-	-	-	-	-
Guadalupe County	County Jail.....	-	-	-	-	-	-	-	-	-	-
Hidalgo County	County Jail.....	-	-	-	-	-	-	-	-	-	-
Lea County	County Jail.....	-	-	-	-	-	-	-	-	-	-
	Hobbs City Jail.....	-	-	-	-	-	-	-	X	X	
Lincoln County	County Jail.....	-	-	-	-	-	-	-	-	-	

See footnotes at end of table.

Screening/assessment provided for--Con.											Name of county	Name of jail
Unsentenced only--Con.					Sentenced and unsentenced							
Suicide potential	Alcohol abuse	Drug abuse	Other	None	Physical health	Mental health	Suicide potential	Alcohol abuse	Drug abuse	Other		
1	2	2	-	-	38	31	24	24	22	-	Montana	
-	-	-	-	-	X	X	X	X	X	-	Beaverhead County	County Jail
-	-	-	-	-	X	X	-	X	X	-	Big Horn County	County Jail
-	-	-	-	-	-	-	-	-	-	-	Blaine County	County Jail
-	-	-	-	-	-	-	-	-	-	-	Broadwater County	Harlem City Jail
-	-	-	-	-	-	-	X	X	-	-	Carbon County	County Jail
-	-	-	-	-	X	X	-	-	-	-	Cascade County	County Jail
-	-	-	-	-	X	X	-	-	X	-	Chouteau County	Great Falls City Jail
-	-	-	-	-	X	X	X	X	X	-	Custer County	County Jail
-	-	-	-	-	X	-	-	-	-	-	Daniels County	County Jail
-	-	-	-	-	X	X	-	-	-	-	Dawson County	County Jail
-	-	-	-	-	X	X	-	-	-	-	Anaconda-Deer Lodge Co.	County Jail
-	X	X	-	-	X	X	-	-	-	-	Fallon County	County Jail
-	-	-	-	-	X	X	X	X	X	-	Fergus County	County Jail
-	-	-	-	-	X	X	X	X	X	-	Flathead County	County Jail
-	-	-	-	-	X	X	X	X	X	-	Gallatin County	County Jail
-	-	-	-	-	X	X	-	-	-	-	Glacier County	County Jail
-	-	-	-	-	X	X	X	X	X	-	Granite County	Cut Bank City Jail
-	-	-	-	-	X	X	X	X	X	-	Hill County	County Jail
-	-	-	-	-	X	X	X	X	X	-	Jefferson County	County Jail
-	-	-	-	-	X	X	X	X	X	-	Lake County	County Jail
-	-	-	-	-	X	X	X	X	X	-	Lewis and Clark County	County Jail
-	-	-	-	-	X	X	X	X	X	-	Liberty County	County Jail
-	-	-	-	-	X	X	X	X	X	-	Lincoln County	County Jail
-	-	-	-	-	X	X	X	X	X	-	Madison County	County Jail
-	-	-	-	-	X	X	X	X	X	-	Mineral County	County Jail
-	-	-	-	-	X	X	X	X	X	-	Missoula County	County Jail
X	X	X	-	-	X	X	X	X	X	-	Musselshell County	County Jail
-	-	-	-	-	X	X	X	X	X	-	Park County	County Jail
-	-	-	-	-	X	X	X	X	X	-	Phillips County	County Jail
-	-	-	-	-	X	X	X	X	X	-	Pondera County	County Jail
-	-	-	-	-	X	X	X	X	X	-	Powder River County	County Jail
-	-	-	-	-	X	X	X	X	X	-	Powell County	County Jail
-	-	-	-	-	X	X	X	X	X	-	Prairie County	County Jail
-	-	-	-	-	X	X	X	X	X	-	Ravalli County	County Jail
-	-	-	-	-	X	X	X	X	X	-	Richland County	County Jail
-	-	-	-	-	X	X	X	X	X	-	Roosevelt County	County Jail
-	-	-	-	-	X	X	X	X	X	-	Rosebud County	County Jail
-	-	-	-	-	X	X	X	X	X	-	Sanders County	County Jail
-	-	-	-	-	X	X	X	X	X	-	Sheridan County	County Jail
-	-	-	-	-	X	X	X	X	X	-	Butte-Silver Bow County	County Jail
-	-	-	-	-	X	X	X	X	X	-	Stillwater County	County Jail
-	-	-	-	-	X	X	X	X	X	-	Teton County	County Jail
-	-	-	-	-	X	X	X	X	X	-	Toole County	County Jail
-	-	-	-	-	X	X	X	X	X	-	Valley County	County Jail
-	-	-	-	-	X	X	X	X	X	-	Wheatland County	County Jail
-	-	-	-	-	X	X	X	X	X	-	Yellowstone County	County Jail
2	1	1	-	-	20	17	17	17	18	-	Nevada	
X	X	X	-	-	X	X	X	X	X	-	Churchill County	County Jail
-	-	-	-	-	X	X	X	X	X	-	Fallon City Jail	
-	-	-	-	-	X	X	X	X	X	-	Clark County	County Jail
-	-	-	-	-	X	X	X	X	X	-	Las Vegas Misdemeanant	
-	-	-	-	-	X	X	X	X	X	-	Henderson City Jail	
-	-	-	-	-	X	X	X	X	X	-	No. Las Vegas City Jail	
-	-	-	-	-	X	X	X	X	X	-	Douglas County	County Jail
-	-	-	-	-	X	X	X	X	X	-	Elko County	County Jail
X	-	-	-	-	X	X	X	X	X	-	Esmeralda County	County Jail
-	-	-	-	-	X	X	X	X	X	-	Eureka County	County Jail
-	-	-	-	-	X	X	X	X	X	-	Humboldt County	County Jail
-	-	-	-	-	X	X	X	X	X	-	Lander County	Austin Jail
-	-	-	-	-	X	X	X	X	X	-	Lyon County	County Jail
-	-	-	-	-	X	X	X	X	X	-	Mineral County	Hawthorne Town Jail
-	-	-	-	-	X	X	X	X	X	-	Nye County	County Jail
-	-	-	-	-	X	X	X	X	X	-	Carson City city area	Carson City Jail
-	-	-	-	-	X	X	X	X	X	-	Pershing County	County Jail
-	-	-	-	-	X	X	X	X	X	-	Washoe County	County Jail
-	-	-	-	-	X	X	X	X	X	-	County Detention Center	
-	-	-	-	-	X	X	X	X	X	-	Reno City Jail	
-	-	-	-	-	X	X	X	X	X	-	Sparks City Jail	
-	-	-	-	-	X	X	X	X	X	-	County Jail	
1	1	1	-	-	27	19	23	24	23	-	New Mexico	
-	-	-	-	-	X	-	X	X	-	-	Bernalillo County	City-County Jail
-	-	-	-	-	X	X	X	X	X	-	City-Co. Satellite Jail	
-	-	-	-	-	X	X	X	X	X	-	Catron County	County Jail
-	-	-	-	-	X	X	X	X	X	-	Chaves County	County Jail
-	-	-	-	-	X	X	X	X	X	-	Colfax County	County Jail
-	-	-	-	-	X	X	X	X	X	-	Curry County	County Jail
-	-	-	-	-	X	X	X	X	X	-	Clovis City Jail	
-	-	-	-	-	X	X	X	X	X	-	De Baca County	County Jail
-	-	-	-	-	X	X	X	X	X	-	Dona Ana County	County Jail
-	-	-	-	-	X	X	X	X	X	-	Eddy County	County Jail
-	-	-	-	-	X	X	X	X	X	-	Artesia City Jail	
-	-	-	-	-	X	X	X	X	X	-	Grant County	County Jail
-	-	-	-	-	X	X	X	X	X	-	Guadalupe County	County Jail
-	-	-	-	-	X	X	X	X	X	-	Hidalgo County	County Jail
X	X	X	-	-	X	X	X	X	X	-	Lea County	County Jail
-	-	-	-	-	X	X	X	X	X	-	Hobbs City Jail	
-	-	-	-	-	X	X	X	X	X	-	Lincoln County	County Jail

Table 16. Jails providing medical screening and assessments—Con.

[X indicates YES or NO. State total is sum of X's]

Name of county	Name of jail	Screening/assessment provided for—									
		No inmates	Sentenced only						Unsentenced only		
			Physical health	Mental health	Suicide potential	Alcohol abuse	Drug abuse	Other	None	Physical health	Mental health
New Mexico—Con.											
Los Alamos County	County Jail	-	-	-	-	-	-	-	-	-	-
Luna County	County Jail	-	-	-	-	-	-	-	-	-	-
McKinley County	Gallup City Jail	X	-	-	-	-	-	-	-	-	-
Mora County	County Jail	-	-	-	-	-	-	-	-	-	-
Otero County	County Jail	-	-	-	-	-	-	-	-	-	-
Quay County	County Detention Center	-	-	-	-	-	-	-	-	-	-
Rio Arriba County	County Jail	-	-	-	-	-	-	-	-	-	-
Roosevelt County	County Jail	-	-	-	-	-	-	-	-	-	-
Sandoval County	County Jail	-	-	-	-	-	-	-	-	-	-
San Juan County	County Detention Center	-	-	-	-	-	-	-	-	-	-
Santa Fe County	County Detention Center	-	-	-	-	-	-	-	-	-	-
Sierra County	County Jail	-	-	-	-	-	-	-	-	-	-
Socorro County	County Jail	X	-	-	-	-	-	-	-	-	-
Taos County	County Jail	X	-	-	-	-	-	-	-	-	-
Torrance County	County Jail	-	-	-	-	-	-	-	-	-	-
Union County	Clayton City Jail	-	-	-	-	-	-	-	-	-	-
Valencia County	County Jail	-	-	-	-	-	-	-	-	-	-
Cibola County	Grants City Jail	-	-	-	-	-	-	-	-	-	-
Oregon		3	1	1	1	1	1	1	1		
Benton County	County Jail	-	-	-	-	-	-	-	-	-	-
Clackamas County	County Jail	-	-	-	-	-	-	-	-	-	-
Clatsop County	Co. Detention Facility	-	-	-	-	-	-	-	-	-	-
	Seaside City Jail	-	-	-	-	-	-	-	-	-	-
Columbia County	County Jail	-	-	-	-	-	-	-	-	-	-
Coos County	County Jail	-	-	-	-	-	-	-	-	-	-
Crook County	Prineville City Jail	-	-	-	-	-	-	-	-	-	-
Curry County	County Jail	-	-	-	-	-	-	-	-	-	-
Deschutes County	County Jail	-	-	-	-	-	-	-	-	-	-
Douglas County	County Jail	-	-	-	-	-	-	-	-	-	-
	Reedsport City Jail	-	-	-	-	-	-	-	-	-	-
	Roseburg City Jail	-	-	-	-	-	-	-	-	-	-
Grant County	County Jail	-	-	-	-	-	-	-	-	-	-
Harney County	County Jail	X	-	-	-	-	-	-	-	-	-
Hood River County	County Jail	-	-	-	-	-	-	-	-	-	-
Jackson County	County Jail	-	-	-	-	-	-	-	-	-	-
	Co. Work Release Center	-	X	X	X	X	X	-	-	-	-
Jefferson County	County Jail	-	-	-	-	-	-	-	-	-	-
Josephine County	County Corr. Facility	-	-	-	-	-	-	-	-	-	-
Klamath County	County Jail	-	-	-	-	-	-	-	-	-	-
Lake County	County Jail	X	-	-	-	-	-	-	-	-	-
Lane County	County Jail	-	-	-	-	-	-	-	-	-	-
	Oakridge City Jail	X	-	-	-	-	-	-	-	-	-
Lincoln County	County Jail	-	-	-	-	-	-	-	-	-	-
Linn County	County Jail	-	-	-	-	-	-	-	-	-	-
	Albany City Jail	-	-	-	-	-	-	-	X	-	-
Matheur County	County Jail	-	-	-	-	-	-	-	-	-	-
Marion County	County Jail	-	-	-	-	-	-	-	-	-	-
	Co. Restitution Center	-	-	-	-	-	-	-	-	-	-
Multnomah County	County Corr. Institution	-	-	-	-	-	-	-	-	-	-
	Rocky Butte Jail	-	-	-	-	-	-	-	-	-	-
	Claire Argow Womens Ctr.	-	-	-	-	-	-	-	-	-	-
Polk County	County Jail	-	-	-	-	-	-	-	-	-	-
Umatilla County	County Jail	-	-	-	-	-	-	-	-	-	-
	Hermiston City Jail	-	-	-	-	-	-	-	-	-	-
Union County	County Corr. Facility	-	-	-	-	-	-	-	-	-	-
Wasco County	County Jail	-	-	-	-	-	-	-	-	-	-
Washington County	County Jail	-	-	-	-	-	-	-	-	-	-
Yamhill County	County Jail	-	-	-	-	-	-	-	-	-	-
Utah		6									
Beaver County	County Jail	-	-	-	-	-	-	-	-	-	-
Box Elder County	County Jail	X	-	-	-	-	-	-	-	-	-
Cache County	County Jail	-	-	-	-	-	-	-	-	-	-
Carbon County	County Jail	X	-	-	-	-	-	-	-	-	-
Davis County	County Jail	-	-	-	-	-	-	-	-	-	-
Duchesne County	County Jail	X	-	-	-	-	-	-	-	-	-
Emery County	County Jail	X	-	-	-	-	-	-	-	-	-
Garfield County	County Jail	-	-	-	-	-	-	-	-	-	-
Grand County	County Jail	-	-	-	-	-	-	-	-	-	-
Iron County	County Jail	-	-	-	-	-	-	-	-	-	-
Juab County	County Jail	-	-	-	-	-	-	-	-	-	-
Kane County	County Jail	-	-	-	-	-	-	-	-	-	-
Rich County	County Jail	-	-	-	-	-	-	-	-	-	-
Salt Lake County	County Jail	-	-	-	-	-	-	-	-	-	-
San Juan County	County Jail	-	-	-	-	-	-	-	-	-	-
Sanpete County	County Jail	X	-	-	-	-	-	-	-	-	-
Sevier County	County Jail	-	-	-	-	-	-	-	-	-	-
Summit County	County Jail	-	-	-	-	-	-	-	-	-	-
Tooele County	County Jail	X	-	-	-	-	-	-	-	-	-
Uintah County	County Jail	-	-	-	-	-	-	-	-	-	-
Utah County	County Jail	-	-	-	-	-	-	-	-	-	-
Wasatch County	County Jail	-	-	-	-	-	-	-	-	-	-
Washington County	County Jail	-	-	-	-	-	-	-	-	-	-
Weber County	County Jail	-	-	-	-	-	-	-	-	-	-

See footnotes at end of table.

Screening/assessment provided for—Con.											Name of county	Name of jail		
Unsentenced only—Con.					Sentenced and unsentenced									
Suicide potential	Alcohol abuse	Drug abuse	Other	None	Physical health	Mental health	Suicide potential	Alcohol abuse	Drug abuse	Other				
											New Mexico—Con.			
-	-	-	-	-	X	-	-	-	-	-	-	-	Los Alamos County	County Jail
-	-	-	-	-	X	-	-	-	-	-	-	-	Luna County	County Jail
-	-	-	-	-	X	X	X	X	X	X	X	-	McKinley County	Gallup City Jail
-	-	-	-	-	X	X	X	X	X	X	X	-	Mora County	County Jail
-	-	-	-	-	X	X	X	X	X	X	X	-	Otero County	County Jail
-	-	-	-	-	X	X	X	X	X	X	X	-	Quay County	County Detention Center
-	-	-	-	-	X	X	X	X	X	X	X	-	Rio Arriba County	County Jail
-	-	-	-	-	X	X	X	X	X	X	X	-	Roosevelt County	County Jail
-	-	-	-	-	X	X	X	X	X	X	X	-	Sandoval County	County Jail
-	-	-	-	-	X	X	X	X	X	X	X	-	San Juan County	County Detention Center
-	-	-	-	-	X	X	X	X	X	X	X	-	Santa Fe County	County Detention Center
-	-	-	-	-	X	X	X	X	X	X	X	-	Sierra County	County Jail
-	-	-	-	-	X	-	-	-	-	-	-	-	Socorro County	County Jail
-	-	-	-	-	X	X	X	X	X	X	X	-	Taos County	County Jail
-	-	-	-	-	X	X	X	X	X	X	X	-	Torrance County	County Jail
-	-	-	-	-	X	-	X	X	X	X	X	-	Union County	Clayton City Jail
-	-	-	-	-	X	X	X	X	X	X	X	-	Valencia County	County Jail
-	-	-	-	-	X	-	-	-	-	-	-	-	Cibola County	Grants City Jail
-	3	1	-	1	34	29	31	31	32	3	Oregon			
-	-	-	-	-	X	X	X	X	X	X	X	-	Benton County	County Jail
-	-	-	-	-	X	-	-	-	-	-	-	-	Clackamas County	County Jail
-	-	-	-	-	X	X	X	X	X	X	X	-	Clatsop County	Co. Detention Facility
-	-	-	-	-	X	-	-	-	-	-	-	-	Columbia County	Seaside City Jail
-	-	-	-	-	X	X	X	X	X	X	X	-	Coos County	County Jail
-	-	-	-	-	X	X	X	X	X	X	X	-	Crook County	Prineville City Jail
-	-	-	-	-	X	X	X	X	X	X	X	-	Curry County	County Jail
-	-	-	-	-	X	X	X	X	X	X	X	X	Deschutes County	County Jail
-	-	-	-	-	X	X	X	X	X	X	X	-	Douglas County	County Jail
-	-	-	-	-	X	X	X	X	X	X	X	-	Grant County	Reedsport City Jail
-	-	-	-	-	X	X	X	X	X	X	X	-	Harney County	Roseburg City Jail
-	-	-	-	-	X	X	X	X	X	X	X	-	Hood River County	County Jail
-	-	-	-	-	X	X	X	X	X	X	X	-	Hood River County	County Jail
-	-	-	-	-	X	X	X	X	X	X	X	-	Jackson County	County Jail
-	-	-	-	-	X	-	-	-	-	-	-	-	Jefferson County	Co. Work Release Center
-	X	X	-	-	X	X	X	X	X	X	X	-	Jefferson County	County Jail
-	-	-	-	-	X	X	X	X	X	X	X	X	Josephine County	County Corr. Facility
-	-	-	-	-	X	X	X	X	X	X	X	-	Klamath County	County Jail
-	-	-	-	-	X	X	X	X	X	X	X	-	Lake County	County Jail
-	-	-	-	-	X	X	X	X	X	X	X	X	Lane County	County Jail
-	-	-	-	-	X	X	X	X	X	X	X	-	Lincoln County	County Jail
-	-	-	-	-	X	X	X	X	X	X	X	-	Linn County	Oakridge City Jail
-	-	-	-	-	X	X	X	X	X	X	X	-	Malheur County	County Jail
-	-	-	-	-	X	X	X	X	X	X	X	-	Marion County	County Jail
-	-	-	-	-	X	X	X	X	X	X	X	-	Multnomah County	Co. Restitution Center
-	-	-	-	-	X	X	X	X	X	X	X	-	Multnomah County	County Corr. Institution
-	-	-	-	-	X	X	X	X	X	X	X	-	Multnomah County	Rocky Butte Jail
-	-	-	-	-	X	X	X	X	X	X	X	-	Multnomah County	Claire Argow Womens Ctr.
-	-	-	-	-	X	X	X	X	X	X	X	-	Polk County	County Jail
-	-	-	-	-	X	X	X	X	X	X	X	-	Umatilla County	County Jail
-	-	-	-	-	X	X	X	X	X	X	X	-	Union County	Hermiston City Jail
-	X	-	-	-	X	X	X	X	X	X	X	-	Union County	County Corr. Facility
-	-	-	-	-	X	X	X	X	X	X	X	-	Wasco County	County Jail
-	-	-	-	-	X	X	X	X	X	X	X	-	Washington County	County Jail
-	-	-	-	-	X	X	X	X	X	X	X	-	Yamhill County	County Jail
-	-	-	-	-	17	13	11	11	9	-	Utah			
-	-	-	-	-	X	X	X	X	X	X	X	-	Beaver County	County Jail
-	-	-	-	-	X	-	-	-	-	-	-	-	Box Elder County	County Jail
-	-	-	-	-	X	-	-	-	-	-	-	-	Cache County	County Jail
-	-	-	-	-	X	X	-	-	X	-	-	-	Carbon County	County Jail
-	-	-	-	-	X	X	-	-	X	-	-	-	Davis County	County Jail
-	-	-	-	-	X	-	-	-	-	-	-	-	Duchesne County	County Jail
-	-	-	-	-	X	X	X	X	X	X	X	-	Emery County	County Jail
-	-	-	-	-	X	X	X	X	X	X	X	-	Garfield County	County Jail
-	-	-	-	-	X	X	X	X	X	X	X	-	Grand County	County Jail
-	-	-	-	-	X	X	-	-	-	-	-	-	Iron County	County Jail
-	-	-	-	-	X	X	X	X	X	X	X	-	Juab County	County Jail
-	-	-	-	-	X	X	X	X	X	X	X	-	Kane County	County Jail
-	-	-	-	-	X	X	X	X	X	X	X	-	Rich County	County Jail
-	-	-	-	-	X	X	X	X	X	X	X	-	Salt Lake County	County Jail
-	-	-	-	-	X	-	-	-	-	-	-	-	San Juan County	County Jail
-	-	-	-	-	X	-	-	-	-	-	-	-	Sanpete County	County Jail
-	-	-	-	-	X	X	X	X	X	X	X	-	Sevier County	County Jail
-	-	-	-	-	X	X	X	X	X	X	X	-	Summit County	County Jail
-	-	-	-	-	X	X	X	X	X	X	X	-	Tooele County	County Jail
-	-	-	-	-	X	X	X	X	X	X	X	-	Uintah County	County Jail
-	-	-	-	-	X	-	-	-	-	-	-	-	Utah County	County Jail
-	-	-	-	-	X	X	X	X	X	X	X	-	Wasatch County	County Jail
-	-	-	-	-	X	X	X	X	X	X	X	-	Washington County	County Jail
-	-	-	-	-	X	X	X	X	X	X	X	-	Weber County	County Jail

Table 16. Jails providing medical screening and assessments—Con.

[X indicates YES or NO. State total is sum of X's]

Name of county	Name of jail	Screening/assessment provided for—									
		No inmates	Sentenced only							Unsentenced only	
			Physical health	Mental health	Suicide potential	Alcohol abuse	Drug abuse	Other	None	Physical health	Mental health
Washington		3	1	1	1	1	1	-	-	-	-
Adams County	County Jail	-	-	-	-	-	-	-	-	-	-
Asotin County	Clarkston City Jail	-	-	-	-	-	-	-	-	-	-
Benton County	County Jail	-	-	-	-	-	-	-	-	-	-
	Kennewick City Jail	-	-	-	-	-	-	-	-	-	-
	Richland City Jail	-	-	-	-	-	-	-	-	-	-
Chelan County	County Jail	-	-	-	-	-	-	-	-	-	-
	Chelan City Jail	-	-	-	-	-	-	-	-	-	-
	Wenatchee City Jail	-	-	-	-	-	-	-	-	-	-
Clallam County	County Corr. Facility	-	-	-	-	-	-	-	-	-	-
	Forks City Jail	-	-	-	-	-	-	-	-	-	-
Clark County	County Jail	-	-	-	-	-	-	-	-	-	-
	Vancouver City Jail	-	-	-	-	-	-	-	-	-	-
Columbia County	County Jail	-	-	-	-	-	-	-	-	-	-
Cowlitz County	County Jail	-	-	-	-	-	-	-	-	-	-
Ferry County	County Jail	-	-	-	-	-	-	-	-	-	-
Franklin County	County Jail	-	-	-	-	-	-	-	-	-	-
Grant County	County Jail	-	-	-	-	-	-	-	-	-	-
Grays Harbor County	County Jail	-	-	-	-	-	-	-	-	-	-
	Aberdeen City Jail	-	-	-	-	-	-	-	-	-	-
	Hoquiam City Jail	-	-	-	-	-	-	-	-	-	-
Island County	County Jail	-	-	-	-	-	-	-	-	-	-
	Oak Harbor City Jail	-	-	-	-	-	-	-	-	-	-
Jefferson County	County Jail	-	-	-	-	-	-	-	-	-	-
King County	Main Jail	-	-	-	-	-	-	-	-	-	-
	No. Rehabilitation Fac.	X	-	-	-	-	-	-	-	-	-
	Auburn City Jail	-	-	-	-	-	-	-	-	-	-
	Enumclaw City Jail	-	-	-	-	-	-	-	-	-	-
	Issaquah City Jail	-	-	-	-	-	-	-	-	-	-
	Kent City Jail	-	-	-	-	-	-	-	-	-	-
	Kirkland City Jail	-	-	-	-	-	-	-	-	-	-
	Renton City Jail	-	-	-	-	-	-	-	-	-	-
Kitsap County	County Jail	-	-	-	-	-	-	-	-	-	-
	Bremerton City Jail	-	-	-	-	-	-	-	-	-	-
Kittitas County	County Jail	-	-	-	-	-	-	-	-	-	-
Klickitat County	County Jail	-	-	-	-	-	-	-	-	-	-
Lewis County	County Jail	-	-	-	-	-	-	-	-	-	-
Lincoln County	County Jail	-	X	X	X	X	X	-	-	-	-
Mason County	County Jail	-	-	-	-	-	-	-	-	-	-
Okanogan County	County Jail	-	-	-	-	-	-	-	-	-	-
	Oroville City Jail	-	-	-	-	-	-	-	-	-	-
Pacific County	County Jail	-	-	-	-	-	-	-	-	-	-
Pend Oreille County	County Jail	-	-	-	-	-	-	-	-	-	-
Pierce County	County Jail	-	-	-	-	-	-	-	-	-	-
	Buckley City Jail	-	-	-	-	-	-	-	-	-	-
	Puyallup City Jail	-	-	-	-	-	-	-	-	-	-
	Sumner City Jail	-	-	-	-	-	-	-	-	-	-
Skagit County	County Jail	-	-	-	-	-	-	-	-	-	-
	Anacortes City Jail	-	-	-	-	-	-	-	-	-	-
	Mount Vernon City Jail	-	-	-	-	-	-	-	-	-	-
Skamania County	County Jail	-	-	-	-	-	-	-	-	-	-
Snohomish County	County Jail	-	-	-	-	-	-	-	-	-	-
	Lynnwood City Jail	-	-	-	-	-	-	-	-	-	-
Spokane County	Geiger Comm. Corr. Cente	X	-	-	-	-	-	-	-	-	-
	County Jail	-	-	-	-	-	-	-	-	-	-
Stevens County	County Jail	-	-	-	-	-	-	-	-	-	-
Thurston County	County Jail	-	-	-	-	-	-	-	-	-	-
	Olympia City Jail	-	-	-	-	-	-	-	-	-	-
Wahkiakum County	County Jail	X	-	-	-	-	-	-	-	-	-
Walla Walla County	County Jail	-	-	-	-	-	-	-	-	-	-
	Walla Walla City Jail	-	-	-	-	-	-	-	-	-	-
Whatcom County	County Jail	-	-	-	-	-	-	-	-	-	-
Whitman County	County Jail	-	-	-	-	-	-	-	-	-	-
Yakima County	County Jail	-	-	-	-	-	-	-	-	-	-
	Toppenish City Jail	-	-	-	-	-	-	-	-	-	-
	Wapato City Jail	-	-	-	-	-	-	-	-	-	-
Wyoming		2	1	1	-	-	1	-	-	-	1
Albany County	County Jail	-	-	-	-	-	-	-	-	-	-
Big Horn County	County Jail	-	-	-	-	-	-	-	-	-	-
Campbell County	County Jail	-	-	-	-	-	-	-	-	-	-
Carbon County	County Jail	-	-	-	-	-	-	-	-	-	-
Converse County	County Jail	-	-	-	-	-	-	-	-	-	-
Crook County	County Jail	-	-	-	-	-	-	-	-	-	-
Fremont County	County Jail	-	-	-	-	-	-	-	-	-	-
	Riverton City Jail	-	-	-	-	-	-	-	-	-	-
Goshen County	County Jail	X	-	-	-	-	-	-	-	-	-
Hot Springs County	Co. Detention Center	-	-	-	-	-	-	-	-	-	-
Johnson County	County Jail	X	-	-	-	-	-	-	-	-	-
Laramie County	County Jail	-	-	-	-	-	-	-	-	-	-
	Cheyenne City Jail	-	X	X	-	-	X	-	-	-	-
Lincoln County	County Jail	-	-	-	-	-	-	-	-	-	-
Natrona County	County Jail	-	-	-	-	-	-	-	-	-	-
Niobrara County	County Jail	-	-	-	-	-	-	-	-	-	-
Park County	County Jail	-	-	-	-	-	-	-	-	-	-
	Powell City Jail	-	-	-	-	-	-	-	-	-	-
Platte County	County Jail	-	-	-	-	-	-	-	-	-	-
Sheridan County	County Jail	-	-	-	-	-	-	-	-	-	-
Sublette County	County Jail	-	-	-	-	-	-	-	-	-	-
Sweetwater County	County Jail	-	-	-	-	-	-	-	-	-	-
Teton County	County Jail	-	-	-	-	-	-	-	-	-	X
Uinta County	County Jail	-	-	-	-	-	-	-	-	-	-
Washakie County	Worland City Jail	-	-	-	-	-	-	-	-	-	-
Weston County	County Jail	-	-	-	-	-	-	-	-	-	-

- Represents zero or rounds to zero.

Screening/assessment provided for--Con.												Name of county	Name of jail
Unsentenced only--Con.					Sentenced and unsentenced								
Suicide potential	Alcohol abuse	Drug abuse	Other	None	Physical health	Mental health	Suicide potential	Alcohol abuse	Drug abuse	Other			
-	1	1	-	1	61	58	58	60	58	3	Washington		
-	-	-	-	-	X	X	X	X	X	-	Adams County	County Jail	
-	-	-	-	-	X	X	X	X	X	-	Asotin County	Clarkston City Jail	
-	-	-	-	-	X	X	X	X	X	-	Benton County	County Jail	
-	-	-	-	-	X	X	X	X	X	-		Kennewick City Jail	
-	-	-	-	-	X	X	X	X	X	-		Richland City Jail	
-	-	-	-	-	X	X	X	X	X	X	Chelan County	County Jail	
-	-	-	-	-	X	X	X	X	X	-		Chelan City Jail	
-	-	-	-	-	X	X	X	X	X	-		Wenatchee City Jail	
-	-	-	-	-	X	X	X	X	X	-	Clallam County	County Corr. Facility	
-	-	-	-	-	X	X	X	X	X	-		Forks City Jail	
-	-	-	-	-	X	X	X	X	X	-	Clark County	County Jail	
-	-	-	-	-	X	X	X	X	X	-		Vancouver City Jail	
-	-	-	-	-	X	X	X	X	X	-	Columbia County	County Jail	
-	-	-	-	-	X	X	X	X	X	-	Cowlitz County	County Jail	
-	-	-	-	-	X	X	X	X	X	-	Ferry County	County Jail	
-	-	-	-	-	X	X	X	X	X	-	Franklin County	County Jail	
-	-	-	-	-	X	X	X	X	X	-	Grant County	County Jail	
-	X	-	-	-	X	X	X	X	X	X	Grays Harbor County	County Jail	
-	-	-	-	-	X	X	X	X	X	-		Aberdeen City Jail	
-	-	-	-	-	X	X	X	X	X	-		Hoquiam City Jail	
-	-	-	-	-	X	X	X	X	X	-	Island County	County Jail	
-	-	-	-	-	X	X	X	X	X	-		Oak Harbor City Jail	
-	-	-	-	-	X	X	X	X	X	-	Jefferson County	County Jail	
-	-	-	-	-	X	X	X	X	X	-	King County	Main Jail	
-	-	-	-	-	X	X	X	X	X	-		No. Rehabilitation Fac.	
-	-	-	-	-	X	X	X	X	X	-		Auburn City Jail	
-	-	-	-	-	X	X	X	X	X	-		Enumclaw City Jail	
-	-	-	-	-	X	X	X	X	X	-		Issaquah City Jail	
-	-	-	-	-	X	X	X	X	X	-		Kent City Jail	
-	-	-	-	-	X	X	X	X	X	-		Kirkland City Jail	
-	-	-	-	-	X	X	X	X	X	-		Renton City Jail	
-	-	-	-	-	X	X	X	X	X	-	Kitsap County	County Jail	
-	-	-	-	-	X	X	X	X	X	-		Bremerton City Jail	
-	-	-	-	-	X	X	X	X	X	-	Kititas County	County Jail	
-	-	-	-	-	X	X	X	X	X	-	Klickitat County	County Jail	
-	-	X	-	-	X	X	X	X	X	-	Lewis County	County Jail	
-	-	-	-	X	X	X	X	X	X	-	Lincoln County	County Jail	
-	-	-	-	-	X	X	X	X	X	-	Mason County	County Jail	
-	-	-	-	-	X	X	X	X	X	-	Okanogan County	County Jail	
-	-	-	-	-	X	X	X	X	X	-		Oroville City Jail	
-	-	-	-	-	X	X	X	X	X	-	Pacific County	County Jail	
-	-	-	-	-	X	X	X	X	X	-	Pend Oreille County	County Jail	
-	-	-	-	-	X	X	X	X	X	-	Pierce County	County Jail	
-	-	-	-	-	X	X	X	X	X	-		Buckley City Jail	
-	-	-	-	-	X	X	X	X	X	-		Puyallup City Jail	
-	-	-	-	-	X	X	X	X	X	-		Sumner City Jail	
-	-	-	-	-	X	X	X	X	X	-	Skagit County	County Jail	
-	-	-	-	-	X	X	X	X	X	-		Anacortes City Jail	
-	-	-	-	-	X	X	X	X	X	-		Mount Vernon City Jail	
-	-	-	-	-	X	X	X	X	X	-	Skamania County	County Jail	
-	-	-	-	-	X	X	X	X	X	-	Snohomish County	County Jail	
-	-	-	-	-	X	X	X	X	X	-		Lynnwood City Jail	
-	-	-	-	-	X	X	X	X	X	-	Spokane County	Geiger Comm. Corr. Cente	
-	-	-	-	-	X	X	X	X	X	-		County Jail	
-	-	-	-	-	X	X	X	X	X	-	Stevens County	County Jail	
-	-	-	-	-	X	X	X	X	X	X	Thurston County	County Jail	
-	-	-	-	-	X	X	X	X	X	-		Olympia City Jail	
-	-	-	-	-	X	X	X	X	X	-	Wahkiakum County	County Jail	
-	-	-	-	-	X	X	X	X	X	-	Walla Walla County	County Jail	
-	-	-	-	-	X	X	X	X	X	-		Walla Walla City Jail	
-	-	-	-	-	X	X	X	X	X	-	Whatcom County	County Jail	
-	-	-	-	-	X	X	X	X	X	-	Whitman County	County Jail	
-	-	-	-	-	X	X	X	X	X	-	Yakima County	County Jail	
-	-	-	-	-	X	X	X	X	X	-		Toppenish City Jail	
-	-	-	-	-	X	X	X	X	X	-		Wapato City Jail	
2	2	1	-	-	23	17	19	20	19	1	Wyoming		
-	-	-	-	-	X	X	X	X	X	-	Albany County	County Jail	
-	-	-	-	-	X	X	X	X	X	-	Big Horn County	County Jail	
-	-	-	-	-	X	X	X	X	X	-	Campbell County	County Jail	
-	-	-	-	-	X	X	X	X	X	-	Carbon County	County Jail	
-	-	-	-	-	X	X	X	X	X	-	Converse County	County Jail	
-	-	-	-	-	X	X	X	X	X	-	Crook County	County Jail	
-	-	-	-	-	X	X	X	X	X	-	Fremont County	County Jail	
-	-	-	-	-	X	X	X	X	X	-		Riverton City Jail	
-	-	-	-	-	X	X	X	X	X	-	Goshen County	County Jail	
-	-	-	-	-	X	X	X	X	X	-	Hot Springs County	Co. Detention Center	
-	-	-	-	-	X	X	X	X	X	-	Johnson County	County Jail	
-	-	-	-	-	X	X	X	X	X	-	Laramie County	County Jail	
X	X	-	-	-	X	X	X	X	X	-		Cheyenne City Jail	
-	X	-	-	-	X	X	X	X	X	-	Lincoln County	County Jail	
-	-	X	-	-	X	X	X	X	X	-	Natrona County	County Jail	
-	-	-	-	-	X	X	X	X	X	-	Niobrara County	County Jail	
-	-	-	-	-	X	X	X	X	X	X	Park County	County Jail	
-	-	-	-	-	X	X	X	X	X	-		Powell City Jail	
-	-	-	-	-	X	X	X	X	X	-	Platte County	County Jail	
-	-	-	-	-	X	X	X	X	X	-	Sheridan County	County Jail	
-	-	-	-	-	X	X	X	X	X	-	Sublette County	County Jail	
X	-	-	-	-	X	X	X	X	X	-	Sweetwater County	County Jail	
-	-	-	-	-	X	X	X	X	X	-	Teton County	County Jail	
-	-	-	-	-	X	-	X	X	-	-	Uinta County	County Jail	
-	-	-	-	-	X	-	-	X	-	-	Washakie County	Worland City Jail	
-	-	-	-	-	X	-	-	X	X	-	Weston County	County Jail	

Table 17. Jails providing medical physical exams

[X indicates YES or NO. State total is sum of X's]

Name of county	Name of jail	Exams provided for--												
		Sentenced only				Unsentenced only				Sentenced and unsentenced				
		No inmates	All inmates	Sick inmates only	Other inmates	No inmates	All inmates only	Sick inmates	Other inmates	No inmates	All inmates	Sick inmates only	Other inmates	
Alaska		3	-	-	-	-	-	-	-	-	-	-	2	-
Kenai Peninsula Borough	Seward City Jail	-	-	-	-	-	-	-	-	-	-	-	X	-
Kobuk Census Area	Kotzebue City Jail	-	-	-	-	-	-	-	-	-	-	-	X	-
Kodiak Island Borough	Kodiak City Jail	X	-	-	-	-	-	-	-	-	-	-	-	-
Sitka city and Borough	Sitka City Jail	X	-	-	-	-	-	-	-	-	-	-	-	-
Valdez-Cordova Area	Cordova City Jail	X	-	-	-	-	-	-	-	-	-	-	-	-
Arizona		11	2	1	1	1	-	1	-	3	6	9	1	
Apache County	County Jail	X	-	-	-	-	-	-	-	-	-	-	-	-
Cochise County	County Jail	-	-	-	-	-	-	-	-	-	-	-	X	-
	Douglas City Jail	-	-	-	-	-	-	-	-	-	-	-	X	-
Coconino County	County Jail	-	-	-	-	-	-	-	-	-	-	-	X	-
Gila County	County Jail	X	-	-	-	-	-	-	-	-	-	-	-	-
	Miami City Jail	X	-	-	-	-	-	-	-	-	-	-	-	-
Graham County	County Jail	X	-	-	-	-	-	-	-	-	-	-	-	-
Greenlee County	County Jail	-	-	-	-	-	-	-	-	-	-	-	X	-
Maricopa County	Co. Jail-Max. Security	-	-	-	-	-	-	-	-	-	X	-	-	-
	Co. Jail-Med. Security	-	-	X	X	-	-	-	-	X	-	-	-	-
	Co. Jail-Max. Security	-	-	-	-	-	-	-	-	-	X	-	-	-
	County Jail	-	-	-	-	-	-	-	-	-	X	-	-	-
	County Towers Jail	-	-	-	-	-	-	-	-	-	X	-	-	-
	Medical Detention Center	-	-	-	-	-	-	-	-	-	X	-	-	-
	Peoria City Jail	-	-	-	-	-	-	-	-	-	X	-	-	-
	Tolleson City Jail	-	-	-	-	-	-	-	-	-	-	X	-	-
Mohave County	County Jail	X	-	-	-	-	-	-	-	-	-	-	X	-
	County Honor Farm	-	X	-	-	-	-	-	-	X	-	-	-	-
Navajo County	County Jail	-	-	-	-	X	-	-	-	-	-	-	-	-
	Winslow City Jail	X	-	-	-	-	-	-	-	-	-	-	-	-
Pima County	County Detention Center	-	-	-	-	-	-	-	-	-	X	-	-	-
	County Jail Annex	-	X	-	-	-	-	-	-	X	-	-	-	-
	County Jail Substation	-	-	-	-	-	-	-	-	-	-	-	X	-
	South Tucson Town Jail	X	-	-	-	-	-	-	-	-	-	-	-	-
Pinal County	County Jail	X	-	-	-	-	-	-	-	-	-	-	-	-
	Coolidge City Jail	X	-	-	-	-	-	-	-	-	-	-	-	-
	Eloy City Jail	-	-	-	-	-	-	-	-	-	-	-	X	-
Santa Cruz County	County Jail	-	-	-	-	-	-	-	-	-	-	-	X	-
Yavapai County	County Jail	-	-	-	-	-	-	-	-	-	-	-	-	X
Yuma County	County Jail	X	-	-	-	-	-	-	-	-	-	-	-	-
La Paz County	County Jail	X	-	-	-	-	-	-	-	-	-	-	-	-
California		33	20	11	2	1	-	4	1	28	21	48	10	
Alameda County	Co. Jail-Santa Rita	-	-	-	-	-	-	-	-	-	-	-	X	-
	County Jail	X	-	-	-	-	-	-	-	-	-	-	-	-
	Co. Male Work Furlough	X	-	-	-	-	-	-	-	-	-	-	-	-
	Co. Female Work Furlough	X	-	-	-	-	-	-	-	-	-	-	-	-
Amador County	Oakland City Jail	-	-	-	-	X	-	X	X	-	-	-	-	-
	County Jail	-	-	-	-	-	-	-	-	-	-	-	X	-
Butte County	County Jail	X	-	-	-	-	-	-	-	-	-	-	X	-
Calaveras County	County Jail	-	-	-	-	-	-	-	-	-	-	-	X	-
Colusa County	County Jail	X	-	-	-	-	-	-	-	-	-	-	-	-
Contra Costa County	Sheriffs Rehab. Center	-	-	X	-	-	-	-	-	X	-	-	-	-
	Work Furlough Center	-	X	-	-	-	-	-	-	X	-	-	-	-
	Co. Detention Facility	-	-	-	-	-	-	-	-	-	-	-	X	X
	Co. Jail-Men's Dormitory	-	X	-	-	-	-	-	-	X	-	-	-	-
Del Norte County	County Jail	-	-	-	-	-	-	-	-	-	-	-	X	-
El Dorado County	County Jail	-	-	-	-	-	-	-	-	-	-	-	X	-
	County Jail	-	-	-	-	-	-	-	-	-	-	-	X	-
Fresno County	County Jail	-	X	-	-	-	-	X	-	X	-	-	-	-
	Industrial Farm	-	-	X	-	-	-	-	-	-	-	-	-	-
Glenn County	County Jail	-	-	-	-	-	-	-	-	-	-	-	X	-
Humboldt County	County Jail	-	-	-	-	-	-	-	-	-	-	-	X	-
Imperial County	County Jail	-	-	-	-	-	-	-	-	-	X	-	-	-
	Minimum Security Jail	-	-	-	-	-	-	-	-	-	X	-	-	-
	Brawley City Jail	X	-	-	-	-	-	-	-	-	-	-	-	-
Inyo County	County Jail	X	-	-	-	-	-	-	-	-	-	-	-	-
Kern County	County Jail	X	-	-	-	-	-	-	-	-	-	-	-	-
	Lerdo Min. Sec. Facility	X	-	-	-	-	-	-	-	-	-	-	X	-
	Lerdo Max. Med. Facility	-	-	-	-	-	-	-	-	-	-	-	-	-
Kings County	County Jail	-	-	-	-	-	-	-	-	-	-	-	-	X
Lake County	County Jail	-	-	-	-	-	-	-	-	-	-	-	-	X
Lassen County	County Jail	-	-	-	-	-	-	-	-	-	-	-	X	-
Los Angeles County	Biscailuz Center	-	-	-	-	-	-	-	-	-	X	-	-	-
	Hall of Justice Jail	-	-	-	-	-	-	-	-	-	X	-	-	-
	Men's Central Jail	-	-	-	-	-	-	-	-	-	X	-	-	-
	Honor Rancho-Min. Sec.	-	-	-	-	-	-	-	-	-	X	-	-	-
	Sybil Brand Institute	-	-	-	-	-	-	-	-	-	X	-	-	-
	Honor Rancho-Max. Sec.	-	-	-	-	-	-	-	-	-	X	-	-	-
	Burbank City Jail	-	-	-	-	-	-	-	-	-	-	-	X	-
	Glendale City Jail	X	-	-	-	-	-	-	-	-	-	-	-	-
	Long Beach City Jail	-	-	-	-	-	-	-	-	-	-	-	X	-
	Pasadena City Jail	X	-	-	-	-	-	-	-	-	-	-	-	-
	Torrance City Jail	X	-	-	-	-	-	-	-	-	-	-	-	-
Madera County	County Jail	-	-	-	-	-	-	-	-	-	-	-	-	X
Marin County	County Jail	-	-	-	-	-	-	-	-	-	-	-	X	-
Mariposa County	County Jail	-	-	-	-	-	-	-	-	-	-	-	X	-
Mendocino County	Low Gap Detention Ctr.	-	-	-	-	-	-	-	-	-	-	-	X	-
	Maximum Security Jail	-	-	-	-	-	-	-	-	-	-	-	X	-
Merced County	Branch Jail	-	-	X	-	-	-	-	-	X	-	-	-	-
	County Jail	-	-	-	-	-	-	-	-	-	-	-	X	-
	Los Banos City Jail	X	-	-	-	-	-	-	-	-	-	-	-	-
Modoc County	County Detention Center	-	-	-	-	-	-	-	-	-	-	-	-	X
Mono County	County Jail	X	-	-	-	-	-	-	-	-	-	-	-	-
Monterey County	County Jail	-	-	-	-	-	-	-	-	-	-	-	X	-
	County Rehab. Center	-	-	-	-	-	-	-	-	-	-	-	X	-
Napa County	Dept Of Corrections	-	-	-	-	-	-	-	-	-	-	-	X	-
Nevada County	County Jail	-	-	-	-	-	-	-	-	-	-	-	X	-

See footnotes at end of table.

Table 17. Jails providing medical physical exams—Con.

[X indicates YES or NO. State total is sum of X's]

Name of county	Name of jail	Exams provided for—											
		Sentenced only				Unsentenced only				Sentenced and unsentenced			
		No inmates	All inmates	Sick inmates only	Other inmates	No inmates	All inmates only	Sick inmates	Other inmates	No inmates	All inmates	Sick inmates only	Other inmates
California—Con.													
Orange County	County Jail.....	-	-	-	X	-	-	-	-	-	-	-	-
	Theo Lacy Facility.....	-	X	-	-	-	-	-	-	X	-	X	-
	J. A. Musick Facility.....	-	X	-	-	-	-	-	-	X	-	-	-
	Anaheim City Jail.....	X	-	-	-	-	-	-	-	-	-	-	-
	Costa Mesa City Jail.....	X	-	-	-	-	-	-	-	-	-	-	-
	Newport Beach City Jail.....	X	-	-	-	-	-	-	-	-	-	-	-
	San Clemente City Jail.....	X	-	-	-	-	-	-	-	-	-	-	-
Placer County	County Jail.....	X	-	-	-	-	-	-	-	-	-	-	-
	Minimum Security Jail.....	X	-	-	-	-	-	-	-	-	-	-	-
Plumas County	County Jail.....	-	-	-	-	-	-	-	-	-	-	X	-
Riverside County	Banning Rehab. Center.....	-	X	-	-	-	-	-	-	X	-	-	-
	County Jail.....	-	X	-	-	-	-	X	-	-	-	X	-
	County Jail.....	-	-	-	-	-	-	-	-	-	-	X	X
	County Jail.....	-	-	-	-	-	-	-	-	-	-	X	-
	Hemet City Jail.....	X	-	-	-	-	-	-	-	-	-	-	-
	Ferris City Jail.....	X	-	-	-	-	-	-	-	-	-	-	-
Sacramento County	County Main Jail.....	-	-	-	-	-	-	-	-	-	-	-	X
	Rio Consumnes Corr. Ctr.....	-	-	-	-	-	-	-	-	-	X	-	-
	Co. Work Furlough Center.....	-	-	-	-	-	-	-	-	-	X	-	-
San Benito County	County Jail.....	-	-	-	-	-	-	-	-	-	-	X	-
San Bernardino County	County Jail.....	-	X	-	-	-	-	-	-	-	-	-	-
	Glen Helen Rehab. Center.....	-	X	-	-	-	-	-	-	-	X	-	-
San Diego County	Co. Work Furlough Center.....	-	X	-	-	-	-	-	-	X	-	-	-
	Barrett Honor Camp.....	X	-	-	-	-	-	-	-	-	X	-	-
	Descanso Detention Fac.....	X	-	-	-	-	-	-	-	-	X	-	-
	Camp Morena.....	-	X	-	-	-	-	-	-	-	X	-	-
	LaCima Consv. Honor Camp.....	-	X	-	-	-	-	-	-	-	X	-	-
	San Jose Honor Camp.....	-	X	-	-	-	-	-	-	-	X	-	-
	West Folk Honor Camp.....	-	X	-	-	-	-	-	-	X	-	-	-
	County Jail.....	-	-	-	-	-	-	-	-	-	X	-	-
	Las Colinas Det. Fac.....	-	-	-	-	-	-	-	-	-	-	X	-
	Vista Detention Facility.....	-	-	-	-	-	-	-	-	-	-	X	-
	South Bay Detention Fac.....	-	-	-	-	-	-	-	-	-	-	X	-
San Francisco City/Co.	San Francisco Jail No. 1.....	-	-	-	-	-	-	-	-	-	X	-	-
	San Francisco Jail No. 3.....	-	-	-	-	-	-	-	-	-	X	-	-
	San Francisco Jail No. 2.....	-	-	-	-	-	-	-	-	-	X	-	-
	San Francisco Jail No. 4.....	X	-	-	-	-	-	-	-	-	-	-	-
	Jail Hospital-Ward 7D.....	-	-	-	-	-	-	-	-	-	X	-	-
San Joaquin County	County Men's Jail.....	-	-	-	-	-	-	-	-	-	-	X	-
	County Female Jail.....	-	-	-	-	-	-	-	-	-	-	X	-
	Honor Farm.....	-	-	X	-	-	-	-	-	X	-	-	-
San Luis Obispo County	County Jail.....	-	-	-	-	-	-	-	-	-	-	X	-
San Mateo County	County Main Jail.....	-	-	-	-	-	-	-	-	-	-	X	-
	Sheriff's Honor Camp.....	-	X	-	-	-	-	-	-	X	-	-	-
	Co. Work Furlough Fac.....	-	X	-	-	-	-	-	-	X	-	-	-
	Women's Corr. Facility.....	-	X	-	-	-	-	-	-	-	-	X	-
	Medium Security Facility.....	-	X	-	-	-	-	-	-	X	-	-	-
Santa Barbara County	Co. Detention Facility.....	-	-	-	-	-	-	-	-	-	-	-	-
	Honor Farm.....	-	-	X	-	-	-	-	-	X	-	-	-
Santa Clara County	Lompoc City Jail.....	X	-	-	-	-	-	-	-	-	-	-	-
	County Main Jail.....	-	-	-	-	-	-	-	-	-	-	X	-
	Elmwood Jail.....	-	-	-	-	-	-	-	-	-	-	X	-
	North Co. Detention Fac.....	-	-	-	-	-	-	-	-	-	-	X	-
	Womens Detention Facility.....	-	-	-	-	-	-	-	-	-	-	X	-
	Co. Jail-Min. Security.....	-	-	-	-	-	-	-	-	-	-	-	X
	Elmwood Jail-Mod. Fac.....	-	-	-	-	-	-	-	-	-	-	X	-
	Womens Residential Ctr.....	-	X	-	-	-	-	-	-	X	-	-	-
	Park Alameda Work Furl.....	-	-	X	-	-	-	-	-	X	-	-	-
	Elmwood Jail-Medium Sec.....	-	-	-	-	-	-	-	-	-	-	X	-
Santa Cruz County	County Jail.....	-	-	-	-	-	-	-	-	-	-	X	-
	Rehabilitation Facility.....	-	-	X	-	-	-	-	-	X	-	-	-
	County Water St. Jail.....	-	-	-	-	-	-	-	-	-	-	X	-
Shasta County	County Jail.....	X	-	-	-	-	-	-	-	-	-	-	-
	Crystal Creek Center.....	X	-	X	-	-	-	-	-	X	-	-	-
Siskiyou County	Co. Detention Annex.....	X	-	-	-	-	-	-	-	-	-	-	-
Solano County	County Jail.....	-	-	-	-	-	-	-	-	-	-	-	X
	County Jail.....	X	-	-	-	-	-	-	-	-	-	-	-
	Solano County Jail.....	X	-	-	-	-	-	-	-	-	-	-	-
	Co. Detention Facility.....	X	-	-	-	-	-	-	-	-	-	-	-
Sonoma County	County Jail.....	-	-	-	-	-	-	-	-	-	-	X	-
	Minimum Security Jail.....	-	X	-	-	-	-	-	-	X	-	-	-
Stanislaus County	County Jail.....	-	-	-	-	-	-	-	-	-	-	-	X
	Honor Farm.....	-	-	X	-	-	-	-	-	X	-	-	-
	County Women's Facility.....	-	-	-	-	-	-	-	-	-	-	X	-
Sutter County	County Jail.....	-	-	-	-	-	-	-	-	-	-	-	X
Tehama County	County Jail.....	-	-	-	-	-	-	-	-	-	-	-	X
Trinity County	County Jail.....	X	-	-	-	-	-	-	-	-	-	-	-
Tulare County	County Jail.....	-	-	-	-	-	-	-	-	-	-	-	X
	Co. Correctional Center.....	-	-	X	-	-	-	-	-	X	-	-	-
Tuolumne County	County Jail.....	-	-	-	-	-	-	-	-	-	-	X	-
Ventura County	Co. Work Furlough Prog.....	X	-	-	-	-	-	-	-	-	-	-	-
	County Jail.....	X	-	-	-	-	-	-	-	-	-	-	-
	Honor Farm.....	-	-	X	-	-	-	-	-	X	-	-	-
	Port Hueneeme City Jail.....	X	-	-	-	-	-	-	-	-	-	-	-
Yolo County	County Jail.....	-	-	-	-	-	-	-	-	-	-	-	X
Yuba County	County Prison Farm.....	-	X	-	-	-	-	-	-	X	-	-	-
	County Jail.....	-	-	-	-	-	-	-	-	-	-	-	X
Colorado		26	1	-	-	-	-	-	-	1	8	19	7
Adams County	County Jail.....	-	-	-	-	-	-	-	-	-	-	-	X
	Work Release Annex.....	X	-	-	-	-	-	-	-	-	-	-	-
Alamosa County	County Jail.....	-	-	-	-	-	-	-	-	-	-	X	-
Arapahoe County	County Jail.....	-	-	-	-	-	-	-	-	-	X	-	-
	Aurora City Jail.....	X	-	-	-	-	-	-	-	-	-	-	-
Archuleta County	County Jail.....	-	-	-	-	-	-	-	-	-	-	-	X
Baca County	County Jail.....	X	-	-	-	-	-	-	-	-	-	-	-
Bent County	County Jail.....	-	-	-	-	-	-	-	-	-	-	-	X

See footnotes at end of table.

Table 17. Jails providing medical physical exams—Con.

[X indicates YES or NO. State total is sum of X's]

Name of county	Name of jail	Exams provided for—											
		Sentenced only					Unsentenced only				Sentenced and unsentenced		
		No inmates	All inmates	Sick inmates only	Other inmates	No inmates	All inmates only	Sick inmates	Other inmates	No inmates	All inmates	Sick inmates only	Other inmates
Colorado—Con.													
Boulder County	County Jail.....	-	-	-	-	-	-	-	-	-	X	-	-
Chaffee County	County Jail.....	-	-	-	-	-	-	-	-	-	-	X	-
Cheyenne County	County Jail.....	-	-	-	-	-	-	-	-	-	-	X	-
Clear Creek County	County Jail.....	X	-	-	-	-	-	-	-	-	-	-	-
Conejos County	County Jail.....	X	-	-	-	-	-	-	-	-	-	-	-
Costilla County	County Jail.....	-	-	-	-	-	-	-	-	-	-	X	-
Delta County	County Jail.....	X	-	-	-	-	-	-	-	-	-	-	-
Denver City and County	County Jail.....	-	-	-	-	-	-	-	-	-	X	-	X
Douglas County	County Jail.....	-	-	-	-	-	-	-	-	-	-	X	-
Eagle County	County Corr. Facility.....	X	-	-	-	-	-	-	-	-	-	-	-
Elbert County	County Jail.....	X	-	-	-	-	-	-	-	-	X	-	-
El Paso County	County Jail.....	-	-	-	-	-	-	-	-	-	X	-	-
	Community Corrections.....	X	-	-	-	-	-	-	-	-	-	-	-
Fremont County	County Jail.....	-	-	-	-	-	-	-	-	-	-	X	-
Garfield County	County Jail.....	-	-	-	-	-	-	-	-	-	-	X	X
Gilpin County	County Jail.....	-	-	-	-	-	-	-	-	-	-	X	-
Grand County	County Jail.....	-	-	-	-	-	-	-	-	-	-	X	-
Gunnison County	County Jail.....	X	-	-	-	-	-	-	-	-	-	-	-
Huerfano County	County Jail.....	X	-	-	-	-	-	-	-	-	-	-	-
Jackson County	County Jail.....	X	-	-	-	-	-	-	-	-	-	-	-
Jefferson County	County Jail.....	-	-	-	-	-	-	-	-	-	X	-	-
	Work Ed. Release Program.....	X	-	-	-	-	-	-	-	-	-	-	-
Kil Carson County	County Jail.....	X	-	-	-	-	-	-	-	-	-	-	-
Lake County	County Jail.....	X	-	-	-	-	-	-	-	-	-	-	-
La Plata County	County Jail.....	-	-	-	-	-	-	-	-	-	-	-	X
Larimer County	County Jail.....	-	-	-	-	-	-	-	-	-	-	-	X
Las Animas County	County Jail.....	X	-	-	-	-	-	-	-	-	-	-	-
Lincoln County	County Jail.....	-	-	-	-	-	-	-	-	-	-	X	-
Logan County	County Jail.....	X	-	-	-	-	-	-	-	-	-	-	-
Mesa County	County Jail.....	-	-	-	-	-	-	-	-	X	X	-	-
	County Work Release.....	-	X	-	-	-	-	-	-	-	-	-	-
Moffat County	County Jail.....	-	-	-	-	-	-	-	-	-	-	-	X
	Corr. Alt. Placement.....	X	-	-	-	-	-	-	-	-	-	-	-
Montezuma County	County Jail.....	X	-	-	-	-	-	-	-	-	-	-	-
Montrose County	County Jail.....	-	-	-	-	-	-	-	-	-	X	-	-
Morgan County	County Jail.....	-	-	-	-	-	-	-	-	-	-	X	-
Otero County	County Jail.....	X	-	-	-	-	-	-	-	-	-	-	-
Phillips County	County Jail.....	X	-	-	-	-	-	-	-	-	-	-	-
Pitkin County	County Jail.....	-	-	-	-	-	-	-	-	-	-	X	-
Prowers County	County Jail.....	X	-	-	-	-	-	-	-	-	-	-	-
Pueblo County	Detention and Corr. Fac.....	-	-	-	-	-	-	-	-	-	X	-	-
	Detention Fac.-Annex 3.....	X	-	-	-	-	-	-	-	-	-	-	-
Rio Blanco County	County Jail.....	-	-	-	-	-	-	-	-	-	-	X	-
Rio Grande County	County Jail.....	X	-	-	-	-	-	-	-	-	-	X	-
Routt County	County Jail.....	-	-	-	-	-	-	-	-	-	-	X	-
Saguache County	County Jail.....	-	-	-	-	-	-	-	-	-	-	X	-
Sedgwick County	County Jail.....	-	-	-	-	-	-	-	-	-	-	X	-
Summit County	County Jail.....	X	-	-	-	-	-	-	-	-	-	-	-
Teller County	County Jail.....	-	-	-	-	-	-	-	-	-	-	X	-
Washington County	County Jail.....	-	-	-	-	-	-	-	-	-	-	X	-
Weld County	County Jail.....	-	-	-	-	-	-	-	-	-	-	-	X
Yuma County	County Jail.....	X	-	-	-	-	-	-	-	-	-	-	-
Idaho		7	-	-	-	-	-	-	-	-	-	29	-
Ada County	County Jail.....	X	-	-	-	-	-	-	-	-	-	-	-
Adams County	County Jail.....	-	-	-	-	-	-	-	-	-	-	X	-
Bannock County	County Jail.....	-	-	-	-	-	-	-	-	-	-	X	-
Bear Lake County	Montpelier City Jail.....	-	-	-	-	-	-	-	-	-	-	X	-
Benewah County	County Jail.....	-	-	-	-	-	-	-	-	-	-	X	-
Bingham County	County Jail.....	-	-	-	-	-	-	-	-	-	-	X	-
Blaine County	County Jail.....	-	-	-	-	-	-	-	-	-	-	X	-
Bonneville County	County Jail.....	-	-	-	-	-	-	-	-	-	-	X	-
Boundary County	County Jail.....	-	-	-	-	-	-	-	-	-	-	X	-
Canyon County	County Jail.....	-	-	-	-	-	-	-	-	-	-	X	-
	Nampa City Jail.....	X	-	-	-	-	-	-	-	-	-	X	-
Caribou County	County Jail.....	-	-	-	-	-	-	-	-	-	-	X	-
Cassia County	County Jail.....	-	-	-	-	-	-	-	-	-	-	X	-
Clark County	County Jail.....	-	-	-	-	-	-	-	-	-	-	X	-
Clearwater County	County Jail.....	X	-	-	-	-	-	-	-	-	-	-	-
Elmore County	County Jail.....	-	-	-	-	-	-	-	-	-	-	X	-
Franklin County	County Jail.....	-	-	-	-	-	-	-	-	-	-	X	-
Fremont County	County Jail.....	-	-	-	-	-	-	-	-	-	-	X	-
Gem County	County Jail.....	X	-	-	-	-	-	-	-	-	-	-	-
Gooding County	County Jail.....	X	-	-	-	-	-	-	-	-	-	-	-
Idaho County	County Jail.....	-	-	-	-	-	-	-	-	-	-	X	-
Jefferson County	County Jail.....	X	-	-	-	-	-	-	-	-	-	-	-
Larimer County	County Jail.....	-	-	-	-	-	-	-	-	-	-	X	-
Latah County	County Jail.....	-	-	-	-	-	-	-	-	-	-	X	-
Lemhi County	County Jail.....	-	-	-	-	-	-	-	-	-	-	X	-
Lewis County	County Jail.....	X	-	-	-	-	-	-	-	-	-	-	-
Madison County	County Jail.....	-	-	-	-	-	-	-	-	-	-	X	-
Minidoka County	County Jail.....	-	-	-	-	-	-	-	-	-	-	X	-
Nez Perce County	County Jail.....	-	-	-	-	-	-	-	-	-	-	X	-
Owyhee County	County Jail.....	-	-	-	-	-	-	-	-	-	-	X	-
Payette County	County Jail.....	-	-	-	-	-	-	-	-	-	-	X	-
Power County	County Jail.....	-	-	-	-	-	-	-	-	-	-	X	-
Shoshone County	County Jail.....	-	-	-	-	-	-	-	-	-	-	X	-
Twin Falls County	County Jail.....	-	-	-	-	-	-	-	-	-	-	X	-
Valley County	County Jail.....	-	-	-	-	-	-	-	-	-	-	X	-
Washington County	County Jail.....	-	-	-	-	-	-	-	-	-	-	X	-

See footnotes at end of table.

Table 17. Jails providing medical physical exams—Con.

[X indicates YES or NO. State total is sum of X's]

Name of county	Name of jail	Exams provided for--												
		No inmates	Sentenced only			Unsentenced only				Sentenced and unsentenced				
			All inmates	Sick inmates only	Other inmates	No inmates	All inmates only	Sick inmates	Other inmates	No inmates	All inmates	Sick inmates only	Other inmates	
Montana		18	-	-	-	1	-	1	-	-	-	1	30	-
Beaverhead County	County Jail	-	-	-	-	-	-	-	-	-	-	-	X	-
Big Horn County	County Jail	X	-	-	-	-	-	-	-	-	-	-	-	-
Blaine County	County Jail	X	-	-	-	-	-	-	-	-	-	-	-	-
	Harlem City Jail	X	-	-	-	-	-	-	-	-	-	-	-	-
Broadwater County	County Jail	X	-	-	-	-	-	-	-	-	-	-	-	-
Carbon County	County Jail	-	-	-	-	-	-	-	-	-	-	-	X	-
Cascade County	County Jail	-	-	-	-	-	-	-	-	-	-	-	X	-
	Great Falls City Jail	X	-	-	-	-	-	-	-	-	-	-	-	-
Chouteau County	County Jail	-	-	-	-	-	-	-	-	-	-	-	X	-
Custer County	County Jail	-	-	-	-	-	-	-	-	-	-	-	X	-
Daniels County	County Jail	-	-	-	-	-	-	-	-	-	-	-	X	-
Dawson County	County Jail	X	-	-	-	-	-	-	-	-	-	-	-	-
Anaconda-Deer Lodge Co.	County Jail	-	-	-	-	-	-	-	-	-	-	-	X	-
Fallon County	County Jail	-	-	-	-	-	-	-	-	-	-	-	X	-
Fergus County	County Jail	-	-	-	-	-	-	-	-	-	-	-	X	-
Flathead County	County Jail	-	-	-	-	-	-	-	-	-	-	-	X	-
Gallatin County	County Jail	-	-	-	-	-	-	-	-	-	-	-	X	-
Glacier County	County Jail	X	-	-	-	-	-	-	-	-	-	-	-	-
	Cut Bank City Jail	-	-	-	-	-	-	-	-	-	-	-	X	-
Granite County	County Jail	X	-	-	-	-	-	-	-	-	-	-	-	-
Hill County	County Jail	-	-	-	-	-	-	-	-	-	-	X	-	-
	Havre City Jail	X	-	-	-	-	-	-	-	-	-	-	-	-
Jefferson County	County Jail	-	-	-	-	-	-	-	-	-	-	-	X	-
Lake County	County Jail	-	-	-	-	-	-	-	-	-	-	-	X	-
Lewis and Clark County	County Jail	-	-	-	-	-	-	-	-	-	-	-	X	-
Liberty County	County Jail	-	-	-	-	-	-	-	-	-	-	-	X	-
Lincoln County	County Jail	-	-	-	-	-	-	-	-	-	-	-	X	-
Madison County	County Jail	-	-	-	-	-	-	-	-	-	-	-	X	-
Mineral County	County Jail	X	-	-	-	-	-	-	-	-	-	-	-	-
Missoula County	County Jail	-	-	-	-	-	-	-	-	-	-	-	X	-
Musselshell County	County Jail	X	-	-	-	-	-	-	-	-	-	-	-	-
Park County	County Jail	-	-	-	-	X	-	X	-	-	-	-	-	-
Phillips County	County Jail	-	-	-	-	-	-	-	-	-	-	-	X	-
Pondera County	County Jail	X	-	-	-	-	-	-	-	-	-	-	-	-
Powder River County	County Jail	-	-	-	-	-	-	-	-	-	-	-	X	-
Powell County	County Jail	-	-	-	-	-	-	-	-	-	-	-	X	-
Prairie County	County Jail	-	-	-	-	-	-	-	-	-	-	-	X	-
Ravalli County	County Jail	-	-	-	-	-	-	-	-	-	-	-	X	-
Richland County	County Jail	X	-	-	-	-	-	-	-	-	-	-	-	-
Roosevelt County	County Jail	-	-	-	-	-	-	-	-	-	-	-	X	-
Rosebud County	County Jail	X	-	-	-	-	-	-	-	-	-	-	-	-
Sanders County	County Jail	-	-	-	-	-	-	-	-	-	-	-	X	-
Sheridan County	County Jail	X	-	-	-	-	-	-	-	-	-	-	-	-
Butte-Silver Bow County	County Jail	X	-	-	-	-	-	-	-	-	-	-	-	-
Stillwater County	County Jail	X	-	-	-	-	-	-	-	-	-	-	-	-
Teton County	County Jail	-	-	-	-	-	-	-	-	-	-	-	X	-
Toole County	County Jail	-	-	-	-	-	-	-	-	-	-	-	X	-
Valley County	County Jail	X	-	-	-	-	-	-	-	-	-	-	-	-
Wheatland County	County Jail	-	-	-	-	-	-	-	-	-	-	-	X	-
Yellowstone County	County Jail	-	-	-	-	-	-	-	-	-	-	-	X	-
Nevada		7	-	-	-	-	-	-	-	-	-	4	11	1
Churchill County	County Jail	-	-	-	-	-	-	-	-	-	-	-	X	-
	Fallon City Jail	-	-	-	-	-	-	-	-	-	-	-	X	-
Clark County	County Jail	-	-	-	-	-	-	-	-	-	-	-	-	X
	Las Vegas Misdemeanant	-	-	-	-	-	-	-	-	-	-	X	-	-
	Henderson City Jail	-	-	-	-	-	-	-	-	-	-	-	X	-
	No. Las Vegas City Jail	X	-	-	-	-	-	-	-	-	-	-	-	-
Douglas County	County Jail	-	-	-	-	-	-	-	-	-	-	X	-	-
Elko County	County Jail	-	-	-	-	-	-	-	-	-	-	-	X	-
Esmeralda County	County Jail	X	-	-	-	-	-	-	-	-	-	-	-	-
Eureka County	County Jail	X	-	-	-	-	-	-	-	-	-	-	-	-
Humboldt County	County Jail	-	-	-	-	-	-	-	-	-	-	-	X	-
Lander County	Austin Jail	-	-	-	-	-	-	-	-	-	-	-	X	-
Lyon County	County Jail	-	-	-	-	-	-	-	-	-	-	-	X	-
Mineral County	Hawthorne Town Jail	X	-	-	-	-	-	-	-	-	-	-	-	-
Nye County	County Jail	-	-	-	-	-	-	-	-	-	-	-	X	-
	County Jail	-	-	-	-	-	-	-	-	-	-	-	X	-
Carson City city area	Carson City Jail	-	-	-	-	-	-	-	-	-	-	-	-	-
Pershing County	County Jail	-	-	-	-	-	-	-	-	-	-	X	-	-
Washoe County	County Jail	X	-	-	-	-	-	-	-	-	-	-	-	-
	County Detention Center	X	-	-	-	-	-	-	-	-	-	-	-	-
	Reno City Jail	-	-	-	-	-	-	-	-	-	-	-	X	-
	Sparks City Jail	-	-	-	-	-	-	-	-	-	-	-	X	-
White Pine County	County Jail	X	-	-	-	-	-	-	-	-	-	-	-	-

See footnotes at end of table.

Table 17. Jails providing medical physical exams—Con.

[X indicates YES or NO. State total is sum of X's]

Name of county	Name of jail	Exams provided for—													
		No inmates	Sentenced only			Unsentenced only			Sentenced and unsentenced						
			All inmates	Sick inmates only	Other inmates	No inmates	All inmates only	Sick inmates	Other inmates	No inmates	All inmates	Sick inmates only	Other inmates		
New Mexico		8	-	-	-	-	-	-	-	-	-	-	1	25	1
Bernalillo County	City-County Jail	-	-	-	-	-	-	-	-	-	-	-	-	X	-
	City-Co. Satellite Jail	-	-	-	-	-	-	-	-	-	-	-	-	X	-
	County Jail	-	-	-	-	-	-	-	-	-	-	-	X	-	-
Catron County	County Jail	X	-	-	-	-	-	-	-	-	-	-	-	-	-
Chaves County	County Jail	-	-	-	-	-	-	-	-	-	-	-	-	X	-
Colfax County	County Jail	-	-	-	-	-	-	-	-	-	-	-	-	X	-
Curry County	County Jail	-	-	-	-	-	-	-	-	-	-	-	-	X	-
	Clovis City Jail	-	-	-	-	-	-	-	-	-	-	-	-	X	-
De Baca County	County Jail	-	-	-	-	-	-	-	-	-	-	-	-	X	-
Dona Ana County	County Jail	-	-	-	-	-	-	-	-	-	-	-	-	X	-
Eddy County	County Jail	-	-	-	-	-	-	-	-	-	-	-	-	X	-
	Artesia City Jail	X	-	-	-	-	-	-	-	-	-	-	-	X	-
Grant County	County Jail	-	-	-	-	-	-	-	-	-	-	-	-	X	-
Guadalupe County	County Jail	-	-	-	-	-	-	-	-	-	-	-	-	X	-
Hidalgo County	County Jail	X	-	-	-	-	-	-	-	-	-	-	-	X	-
Lea County	County Jail	-	-	-	-	-	-	-	-	-	-	-	-	X	-
	Hobbs City Jail	-	-	-	-	-	-	-	-	-	-	-	-	X	-
Lincoln County	County Jail	-	-	-	-	-	-	-	-	-	-	-	-	X	-
Los Alamos County	County Jail	-	-	-	-	-	-	-	-	-	-	-	-	X	X
Luna County	County Jail	-	-	-	-	-	-	-	-	-	-	-	-	X	-
McKinley County	Gallup City Jail	X	-	-	-	-	-	-	-	-	-	-	-	X	-
Mora County	County Jail	-	-	-	-	-	-	-	-	-	-	-	-	X	-
Otero County	County Jail	X	-	-	-	-	-	-	-	-	-	-	-	-	-
Quay County	County Detention Center	-	-	-	-	-	-	-	-	-	-	-	-	X	-
Rio Arriba County	County Jail	-	-	-	-	-	-	-	-	-	-	-	-	X	-
Roosevelt County	County Jail	X	-	-	-	-	-	-	-	-	-	-	-	-	-
Sandoval County	County Jail	-	-	-	-	-	-	-	-	-	-	-	-	X	-
San Juan County	County Detention Center	-	-	-	-	-	-	-	-	-	-	-	-	X	-
Santa Fe County	County Detention Center	-	-	-	-	-	-	-	-	-	-	-	-	X	-
Sierra County	County Jail	-	-	-	-	-	-	-	-	-	-	-	-	X	-
Socorro County	County Jail	X	-	-	-	-	-	-	-	-	-	-	-	-	-
Taos County	County Jail	-	-	-	-	-	-	-	-	-	-	-	-	X	-
Torrance County	County Jail	X	-	-	-	-	-	-	-	-	-	-	-	-	-
Union County	Clayton City Jail	-	-	-	-	-	-	-	-	-	-	-	-	X	-
Valencia County	County Jail	-	-	-	-	-	-	-	-	-	-	-	-	X	-
Cibola County	Grants City Jail	-	-	-	-	-	-	-	-	-	-	-	-	X	-
Oregon		8	2	-	2	-	-	2	-	1	3	22	5		
Benton County	County Jail	-	-	-	-	-	-	-	-	-	-	-	-	X	-
Clackamas County	County Jail	-	-	-	-	-	-	-	-	-	-	-	-	-	X
Clatsop County	Co. Detention Facility	X	-	-	-	-	-	-	-	-	-	-	-	-	-
	Seaside City Jail	-	-	-	-	-	-	-	-	-	-	-	-	X	-
Columbia County	County Jail	-	-	-	-	-	-	-	-	-	-	-	-	X	-
Coos County	County Jail	-	-	-	-	-	-	-	-	-	-	-	-	X	X
Crook County	Prineville City Jail	X	-	-	-	-	-	-	-	-	-	-	-	-	-
Curry County	County Jail	-	-	-	-	-	-	-	-	-	-	-	-	X	-
Deschutes County	County Jail	-	-	-	-	-	-	-	-	-	-	-	-	X	-
Douglas County	County Jail	-	-	-	-	-	-	-	-	-	-	X	-	X	-
	Reedsport City Jail	-	-	-	-	-	-	-	-	-	-	-	-	X	-
	Roseburg City Jail	X	-	-	-	-	-	-	-	-	-	-	-	-	-
Grant County	County Jail	-	-	-	-	-	-	-	-	-	-	-	-	X	-
Harney County	County Jail	-	-	-	-	-	-	-	-	-	-	-	-	X	-
Hood River County	County Jail	-	-	-	-	-	-	-	-	-	-	-	-	X	-
Jackson County	County Jail	-	-	-	X	-	-	-	-	-	X	-	-	-	-
	Co. Work Release Center	X	-	-	-	-	-	-	-	-	-	X	-	-	-
Jefferson County	County Jail	-	-	-	-	-	-	-	-	-	-	-	-	X	-
Josephine County	County Corr. Facility	-	-	-	-	-	-	-	-	-	-	-	-	-	X
Klamath County	County Jail	-	-	-	-	-	-	-	-	-	-	-	-	X	-
Lake County	County Jail	X	-	-	-	-	-	-	-	-	-	-	-	X	-
Lane County	County Jail	-	-	-	-	-	-	-	-	-	-	-	-	X	X
	Oakridge City Jail	X	-	-	-	-	-	-	-	-	-	-	-	-	-
Lincoln County	County Jail	-	-	-	-	-	-	-	-	-	-	-	-	X	-
Linn County	County Jail	-	-	-	-	-	-	-	-	-	-	-	X	-	-
	Albany City Jail	X	-	-	-	-	-	-	-	-	-	-	-	-	-
Malheur County	County Jail	X	-	-	-	-	-	-	-	-	-	-	-	-	-
Marion County	County Jail	-	-	-	-	-	-	-	-	-	-	X	-	-	-
Multnomah County	Co. Restitution Center	-	-	-	-	-	-	-	-	-	-	-	-	X	-
	County Corr. Institution	-	-	-	-	-	-	-	-	-	-	-	-	X	-
	Rocky Butte Jail	-	-	-	-	-	-	-	-	-	-	X	-	-	-
	Claire Argow Womens Cir.	-	X	-	-	-	-	-	-	-	-	X	-	-	-
Polk County	County Jail	-	-	-	-	-	-	-	-	-	-	-	-	X	-
Umatilla County	County Jail	-	X	-	-	-	-	-	-	-	-	X	-	-	-
	Hermiston City Jail	-	-	-	-	-	-	-	-	-	-	-	-	X	-
Union County	County Corr. Facility	-	-	-	X	-	-	-	-	-	-	-	-	X	-
Wasco County	County Jail	-	-	-	-	-	-	-	-	-	-	-	-	X	-
Washington County	County Jail	-	-	-	-	-	-	-	-	-	-	-	-	X	X
Yamhill County	County Jail	-	-	-	-	-	-	-	-	-	-	-	-	X	-
Utah		7	-	-	-	-	-	-	-	-	-	-	1	15	1
Beaver County	County Jail	X	-	-	-	-	-	-	-	-	-	-	-	-	-
Box Elder County	County Jail	-	-	-	-	-	-	-	-	-	-	-	-	X	-
Cache County	County Jail	X	-	-	-	-	-	-	-	-	-	-	-	-	-
Carbon County	County Jail	X	-	-	-	-	-	-	-	-	-	-	-	-	-
Davis County	County Jail	-	-	-	-	-	-	-	-	-	-	-	-	X	-
Duchesne County	County Jail	X	-	-	-	-	-	-	-	-	-	-	-	-	-
Emery County	County Jail	X	-	-	-	-	-	-	-	-	-	-	-	-	-
Garfield County	County Jail	-	-	-	-	-	-	-	-	-	-	-	-	X	-
Grand County	County Jail	-	-	-	-	-	-	-	-	-	-	-	-	X	-
Iron County	County Jail	-	-	-	-	-	-	-	-	-	-	-	-	X	-
Juab County	County Jail	-	-	-	-	-	-	-	-	-	-	-	-	X	-
Kane County	County Jail	-	-	-	-	-	-	-	-	-	-	-	-	X	-
Rich County	County Jail	-	-	-	-	-	-	-	-	-	-	-	-	X	-
Salt Lake County	County Jail	-	-	-	-	-	-	-	-	-	-	-	-	X	-
San Juan County	County Jail	X	-	-	-	-	-	-	-	-	-	-	X	-	-

See footnotes at end of table.

Table 17. **Jails providing medical physical exams—Con.**

[X indicates YES or NO. State total is sum of X's]

Name of county	Name of jail	Exams provided for—											
		No inmates	Sentenced only			Unsentenced only			Sentenced and unsentenced				
			All inmates	Sick inmates only	Other inmates	No inmates	All inmates only	Sick inmates	Other inmates	No inmates	All inmates	Sick inmates only	Other inmates
Utah—Con.													
Sanpete County	County Jail.....	X	-	-	-	-	-	-	-	-	-	-	-
Sevier County	County Jail.....	-	-	-	-	-	-	-	-	-	-	X	-
Summit County	County Jail.....	-	-	-	-	-	-	-	-	-	-	X	-
Tooele County	County Jail.....	-	-	-	-	-	-	-	-	-	-	X	-
Utah County	County Jail.....	-	-	-	-	-	-	-	-	-	-	X	-
Wasatch County	County Jail.....	-	-	-	-	-	-	-	-	-	-	X	-
Washington County	County Jail.....	-	-	-	-	-	-	-	-	-	-	X	-
Weber County	County Jail.....	-	-	-	-	-	-	-	-	-	-	-	X
Washington		16	1	1	-	1	1	-	2	5	36	5	
Adams County	County Jail.....	X	-	-	-	-	-	-	-	-	-	-	-
Asotin County	Clarkston City Jail.....	-	-	-	-	-	-	-	-	-	-	X	-
Benton County	County Jail.....	-	-	-	-	-	-	-	-	-	-	X	-
	Kennewick City Jail.....	X	-	-	-	-	-	-	-	-	-	X	-
	Richland City Jail.....	-	-	-	-	-	-	-	-	-	-	X	-
Chelan County	County Jail.....	-	-	-	-	-	-	-	-	-	X	-	-
	Chelan City Jail.....	-	-	-	-	-	-	-	-	-	-	X	-
	Wenatchee City Jail.....	X	-	-	-	-	-	-	-	-	-	X	-
Clallam County	County Corr. Facility.....	-	-	-	-	-	-	-	-	-	-	X	-
	Forks City Jail.....	-	-	-	-	-	-	-	-	-	-	X	-
Clark County	County Jail.....	X	-	-	-	-	-	-	-	-	-	-	-
	Vancouver City Jail.....	X	-	-	-	-	-	-	-	-	-	-	-
Columbia County	County Jail.....	X	-	-	-	-	-	-	-	-	-	-	-
Cowlitz County	County Jail.....	-	-	-	-	-	-	-	-	-	-	X	-
Ferry County	County Jail.....	X	-	-	-	-	-	-	-	-	-	-	-
Franklin County	County Jail.....	-	-	-	-	-	-	-	-	-	-	X	-
Grant County	County Jail.....	-	-	-	-	-	-	-	-	-	-	-	X
Grays Harbor County	County Jail.....	-	-	-	-	-	-	-	-	-	-	-	X
	Aberdeen City Jail.....	-	-	-	-	-	-	-	-	-	-	X	-
	Hoquiam City Jail.....	X	-	-	-	-	-	-	-	-	-	X	-
Island County	County Jail.....	-	-	-	-	-	-	-	-	-	-	X	-
	Oak Harbor City Jail.....	X	-	-	-	-	-	-	-	-	-	X	-
Jefferson County	County Jail.....	-	-	-	-	-	-	-	-	-	-	X	-
King County	Main Jail.....	-	-	-	-	-	-	-	-	-	-	-	X
	No. Rehabilitation Fac.....	X	-	-	-	-	-	-	-	-	-	-	-
	Auburn City Jail.....	-	-	-	-	-	-	-	-	-	-	X	-
	Enumclaw City Jail.....	-	-	-	-	-	-	-	-	-	-	X	-
	Issaquah City Jail.....	-	-	-	-	-	-	-	-	-	-	X	-
	Kent City Jail.....	-	-	-	-	-	-	-	-	-	-	X	-
	Kirkland City Jail.....	X	-	-	-	-	-	-	-	-	-	X	-
	Renton City Jail.....	-	-	-	-	-	-	-	-	-	-	X	-
Kitsap County	County Jail.....	-	-	-	-	-	-	-	-	-	X	-	-
	Bremerton City Jail.....	-	-	-	-	-	-	-	-	-	-	X	-
	County Jail.....	-	-	-	-	-	-	-	-	-	-	X	-
Kittitas County	County Jail.....	-	-	-	-	-	-	-	-	-	-	X	-
Klickitat County	County Jail.....	-	-	-	-	-	-	-	-	-	-	X	-
Lewis County	County Jail.....	-	-	-	-	-	-	-	-	-	-	X	-
Lincoln County	County Jail.....	-	-	X	-	-	-	-	-	-	-	-	-
Mason County	County Jail.....	-	-	-	X	-	-	-	-	-	-	-	-
Okanogan County	County Jail.....	-	-	-	-	-	-	-	-	X	-	-	-
	Oroville City Jail.....	-	-	-	-	-	-	-	-	-	-	X	-
Pacific County	County Jail.....	-	-	-	-	-	-	-	-	-	-	X	-
Pend Oreille County	County Jail.....	-	-	-	-	-	-	-	-	-	-	X	-
Pierce County	County Jail.....	-	-	-	-	-	-	-	-	-	-	X	-
	Buckley City Jail.....	-	-	-	-	-	-	-	-	-	-	X	-
	Puyallup City Jail.....	-	-	-	-	-	-	-	-	-	-	X	-
Skagit County	County Jail.....	X	-	-	-	-	-	-	-	-	-	-	-
	Sumner City Jail.....	-	-	-	-	-	-	-	-	-	-	X	-
	Anacortes City Jail.....	-	-	-	-	-	-	-	-	-	-	X	-
	Mount Vernon City Jail.....	X	-	-	-	-	-	-	-	-	-	-	-
Skamania County	County Jail.....	-	-	-	-	-	-	-	-	-	-	X	-
Snohomish County	County Jail.....	-	-	-	-	-	-	-	-	-	-	X	-
	Lynnwood City Jail.....	-	-	-	-	-	-	-	-	-	-	X	-
Spokane County	County Jail.....	-	-	-	-	-	-	-	-	-	-	X	-
	Geiger Comm. Corr. Cente.....	X	-	-	-	-	-	-	-	-	-	-	-
	County Jail.....	-	-	-	-	-	-	-	-	-	-	X	-
Stevens County	County Jail.....	-	-	-	-	-	-	-	-	-	-	X	-
Thurston County	County Jail.....	-	-	-	-	-	-	-	-	-	-	X	-
	Olympia City Jail.....	-	X	-	-	-	-	-	-	-	-	-	X
Wahkiakum County	County Jail.....	X	-	-	-	-	-	-	-	X	-	-	-
Walla Walla County	County Jail.....	X	-	-	-	-	-	-	-	-	-	-	-
	Walla Walla City Jail.....	-	-	-	-	-	-	-	-	-	-	X	-
Whatcom County	County Jail.....	-	-	-	-	-	-	-	-	-	-	-	X
Whitman County	County Jail.....	-	-	-	-	-	-	-	-	-	X	-	-
Yakima County	County Jail.....	-	-	-	-	-	-	-	-	-	X	-	-
	Toppenish City Jail.....	-	-	-	-	-	-	-	-	-	-	X	-
	Wapato City Jail.....	-	-	-	-	-	-	-	-	-	-	X	-
Wyoming		5	-	-	-	-	-	-	-	-	-	18	3
Albany County	County Jail.....	-	-	-	-	-	-	-	-	-	-	X	-
Big Horn County	County Jail.....	-	-	-	-	-	-	-	-	-	-	X	-
Campbell County	County Jail.....	-	-	-	-	-	-	-	-	-	-	X	-
Carbon County	County Jail.....	-	-	-	-	-	-	-	-	-	-	X	-
Converse County	County Jail.....	-	-	-	-	-	-	-	-	-	-	X	-
Crook County	County Jail.....	-	-	-	-	-	-	-	-	-	-	X	-
Fremont County	County Jail.....	-	-	-	-	-	-	-	-	-	-	X	-
	Riverton City Jail.....	-	-	-	-	-	-	-	-	-	-	X	-
Goshen County	County Jail.....	X	-	-	-	-	-	-	-	-	-	-	-
Hot Springs County	Co. Detention Center.....	-	-	-	-	-	-	-	-	-	-	X	-
Johnson County	County Jail.....	X	-	-	-	-	-	-	-	-	-	-	-
Laramie County	County Jail.....	-	-	-	-	-	-	-	-	-	-	X	-
	Cheyenne City Jail.....	X	-	-	-	-	-	-	-	-	-	-	-
Lincoln County	County Jail.....	-	-	-	-	-	-	-	-	-	-	X	-
Natrona County	County Jail.....	-	-	-	-	-	-	-	-	-	-	X	-
Niobrara County	County Jail.....	-	-	-	-	-	-	-	-	-	-	X	-
Park County	County Jail.....	-	-	-	-	-	-	-	-	-	-	X	-
	Powell City Jail.....	-	-	-	-	-	-	-	-	-	-	X	-
Platte County	County Jail.....	X	-	-	-	-	-	-	-	-	-	-	-

See footnotes at end of table.

Table 17. Jails providing medical physical exams—Con.

[X indicates YES or NO. State total is sum of X's]

Name of county	Name of jail	Exams provided for—												
		Sentenced only					Unsentenced only				Sentenced and unsentenced			
		No inmates	All inmates	Sick inmates only	Other inmates	No inmates	All inmates only	Sick inmates	Other inmates	No inmates	All inmates	Sick inmates only	Other inmates	
Wyoming—Con.														
Sheridan County	County Jail.....	-	-	-	-	-	-	-	-	-	-	-	X	-
Sublette County	County Jail.....	-	-	-	-	-	-	-	-	-	-	-	X	-
Sweetwater County	County Jail.....	-	-	-	-	-	-	-	-	-	-	-	X	-
Teton County	County Jail.....	-	-	-	-	-	-	-	-	-	-	-	X	-
Uinta County	County Jail.....	-	-	-	-	-	-	-	-	-	-	-	X	-
Washakie County	Worland City Jail.....	-	-	-	-	-	-	-	-	-	-	-	X	-
Weston County	County Jail.....	-	-	-	-	-	-	-	-	-	-	-	X	-

- Represents zero or rounds to zero.

Table 18. Jails with medical facilities and personnel

[X indicates YES or NO. State total is sum of X's]

Name of county	Name of jail	Medical facilities available						Personnel available			
		Infirmary with beds	Infirmary with no beds	Detoxification unit	Psychiatric unit	Other	None	Doctors			
								Daily	Less than daily	On call	Never
Alaska		-	-	-	-	-	5	-	-	2	3
Kenai Peninsula Borough	Seward City Jail	-	-	-	-	-	X	-	-	X	-
Kobuk Census Area	Katzebue City Jail	-	-	-	-	-	X	-	-	X	-
Kodiak Island Borough	Kodiak City Jail	-	-	-	-	-	X	-	-	X	-
Sitka City and Borough	Sitka City Jail	-	-	-	-	-	X	-	-	-	X
Valdez-Cordova Area	Cordova City Jail	-	-	-	-	-	X	-	-	-	X
Arizona		4	3	1	2	1	23	7	2	5	17
Apache County	County Jail	-	-	-	-	-	X	-	-	-	X
Cochise County	County Jail	-	-	-	-	-	X	-	-	-	X
	Douglas City Jail	-	-	-	-	-	X	-	-	-	X
Cocconino County	County Jail	X	-	-	-	-	-	-	X	-	-
Gila County	County Jail	-	-	-	-	-	X	-	-	-	X
	Miami City Jail	-	-	-	-	-	X	-	-	-	X
Graham County	County Jail	-	-	-	-	-	X	-	-	-	X
Greenlee County	County Jail	-	-	-	-	-	X	-	-	X	-
Maricopa County	Co. Jail-Max. Security	-	X	-	-	-	X	X	-	-	-
	Co. Jail-Med. Security	-	-	-	-	-	X	-	-	-	X
	Co. Jail-Max. Security	-	X	X	X	-	X	X	-	-	X
	County Jail	-	-	-	-	-	X	-	-	-	X
	County Towers Jail	-	X	-	-	-	-	-	-	-	-
	Medical Detention Center	X	-	-	-	-	-	X	-	-	-
	Peoria City Jail	-	-	-	-	-	X	-	-	-	X
	Tolson City Jail	-	-	-	-	-	X	-	-	-	X
Mohave County	County Jail	-	-	-	-	-	X	X	-	-	X
	County Honor Farm	-	-	-	-	-	X	-	-	-	X
Navajo County	County Jail	-	-	-	-	-	X	-	-	-	X
	Winslow City Jail	X	-	-	-	-	-	-	-	X	-
Pima County	County Detention Center	X	-	-	X	-	-	-	X	-	-
	County Jail Annex	-	-	-	-	-	-	X	-	-	X
	County Jail Substation	-	-	-	-	-	-	-	-	-	X
	South Tucson Town Jail	-	-	-	-	-	-	-	-	-	X
Pinal County	County Jail	-	-	-	-	-	X	X	-	-	-
	Coolidge City Jail	-	-	-	-	-	X	-	-	X	-
	Eloy City Jail	-	-	-	-	-	X	-	-	X	-
Santa Cruz County	County Jail	-	-	-	-	-	X	-	-	X	-
Yavapai County	County Jail	-	-	-	-	X	-	-	-	X	-
Yuma County	County Jail	-	-	-	-	-	X	-	-	X	-
La Paz County	County Jail	-	-	-	-	-	X	-	-	-	X
California		38	47	18	18	8	51	27	53	18	44
Alameda County	Cc. Jail-Santa Rita	X	-	X	-	-	-	X	-	-	-
	County Jail	-	X	-	-	-	-	-	X	-	-
	Co. Male Work Furlough	-	-	-	-	-	X	-	X	-	-
	Co. Female Work Furlough	-	-	-	-	-	X	-	-	-	X
	Oakland City Jail	-	X	-	-	-	-	-	X	-	-
Amador County	County Jail	-	-	-	-	-	X	-	-	X	-
Butte County	County Jail	-	-	-	-	-	X	-	-	X	-
Calaveras County	County Jail	-	-	-	-	-	X	-	-	X	-
Colusa County	County Jail	-	X	-	-	-	-	-	X	-	-
Contra Costa County	Sheriff's Rehab. Center	-	-	-	-	-	X	-	-	-	X
	Work Furlough Center	-	X	-	-	-	-	X	-	-	-
	Co. Detention Facility	X	-	-	X	-	-	X	-	-	-
	Co. Jail-Men's Dormitory	-	-	-	-	-	X	-	X	-	-
Del Norte County	County Jail	X	-	-	-	-	-	-	X	-	-
El Dorado County	County Jail	-	X	-	-	-	-	-	-	-	X
	County Jail	-	-	-	-	-	X	-	-	-	X
Fresno County	County Jail	X	-	X	X	-	-	-	X	-	-
	Industrial Farm	X	-	-	-	-	-	-	-	-	X
Glenn County	County Jail	-	-	-	-	-	X	-	-	X	-
Humboldt County	County Jail	X	-	-	-	-	-	-	-	X	-
Imperial County	County Jail	X	-	-	-	-	-	-	X	-	-
	Minimum Security Jail	-	-	-	-	-	X	-	-	-	X
	Brawley City Jail	-	-	-	-	-	X	-	-	X	-
Inyo County	County Jail	-	X	-	-	-	-	-	-	-	X
Kern County	County Jail	X	-	X	-	-	-	X	-	-	-
	Lerdo Min. Sec. Facility	-	X	-	-	-	-	X	-	-	-
	Lerdo Max. Med. Facility	X	-	-	X	-	-	X	-	-	-
Kings County	County Jail	X	-	X	-	-	-	-	X	-	-
Lake County	County Jail	-	X	-	-	-	-	-	X	-	-
Lassen County	County Jail	-	-	-	-	-	X	-	-	X	-
Los Angeles County	Biscailuz Center	-	X	-	-	-	-	-	X	-	-
	Hall of Justice Jail	-	X	-	-	-	-	-	X	-	-
	Men's Central Jail	X	-	-	X	-	-	X	-	-	-
	Honor Rancho-Min. Sec.	X	X	-	-	-	-	X	-	-	-
	Sybil Brand Institute	X	-	X	X	-	-	X	-	-	-
	Honor Rancho-Max. Sec.	X	-	-	-	-	-	-	X	-	-
	Burbank City Jail	-	-	-	-	-	X	-	-	-	X
	Glendale City Jail	-	-	-	-	-	X	-	-	-	X
	Long Beach City Jail	X	-	-	-	-	-	-	X	-	-
	Pasadena City Jail	-	-	-	-	-	X	-	-	-	X
	Torrance City Jail	-	-	-	-	-	X	-	-	-	X
Madera County	County Jail	-	X	-	-	-	-	-	X	-	-
Marin County	County Jail	-	-	-	-	-	X	-	-	X	-
Mariposa County	County Jail	-	X	-	-	-	-	-	-	X	-
Mendocino County	County Jail	-	-	-	-	-	X	-	-	X	-
	Low Gap Detention Ctr.	-	-	-	-	-	X	-	X	-	-
	Maximum Security Jail	-	-	-	-	-	X	-	X	-	-
Merced County	Branch Jail	-	X	-	-	-	-	-	X	-	-
	County Jail	-	-	-	-	-	X	-	X	-	-
	Los Banos City Jail	-	-	-	-	-	X	-	-	-	X
Modoc County	County Detention Center	-	-	-	-	-	X	-	-	-	X
Mono County	County Jail	-	-	-	-	-	X	-	-	-	X
Monterey County	County Jail	-	X	-	-	-	-	-	X	-	-
	County Rehab. Center	-	-	-	-	-	-	-	X	-	-
Napa County	Dept Of Corrections	X	-	-	-	-	-	-	X	-	-
Nevada County	County Jail	-	X	-	-	-	-	-	X	-	-

See footnotes at end of table.

Personnel available—Corr.												Name of county	Name of jail
Nurses				Paramedics				Mental health					
Daily	Less than daily	On call	Never	Daily	Less than daily	On call	Never	Daily	Less than daily	On call	Never		
-	-	1	4	-	-	1	4	-	-	-	5	Alaska	
-	-	X	-	-	-	X	-	-	-	-	X	Kenai Peninsula Borough	Seward City Jail
-	-	-	X	-	-	-	X	-	-	-	X	Kobuk Census Area	Kotzebue City Jail
-	-	-	X	-	-	-	X	-	-	-	X	Kodiak Island Borough	Kodiak City Jail
-	-	-	X	-	-	-	X	-	-	-	X	Sitka city and Borough	Sitka City Jail
-	-	-	X	-	-	-	X	-	-	-	X	Valdez-Cordova Area	Cordova City Jail
10	3	4	14	1	2	14	14	6	3	9	13	Arizona	
-	-	-	X	-	-	X	-	-	-	-	X	Apache County	County Jail
-	-	X	-	-	-	X	-	X	-	-	X	Cochise County	County Jail
X	-	-	X	-	-	X	-	-	-	X	-	Cocconino County	County Jail
-	-	-	X	-	-	X	-	-	-	X	-	Gila County	County Jail
-	-	-	X	-	-	X	-	-	-	X	-	Graham County	Miami City Jail
-	-	X	-	-	-	X	-	X	-	-	X	Greenlee County	County Jail
X	X	-	-	-	-	X	-	X	X	-	-	Maricopa County	Co. Jail-Max. Security
X	-	-	-	-	-	X	-	X	-	-	-		Co. Jail-Med. Security
X	-	-	-	-	-	X	-	X	X	-	-		Co. Jail-Max. Security
X	-	-	X	-	-	X	-	X	X	-	X		County Jail
X	-	-	X	-	-	X	-	X	X	-	X		County Towers Jail
X	-	-	X	-	-	X	-	X	X	-	X		Medical Detention Center
X	-	-	X	-	-	X	-	X	X	-	X		Peoria City Jail
X	-	-	X	-	X	X	-	X	X	-	X		Tolleson City Jail
-	X	-	-	-	-	X	-	X	-	-	X	Mohave County	County Jail
-	-	-	X	-	-	X	-	X	-	-	X	Navajo County	County Honor Farm
X	-	X	-	-	-	X	-	X	-	-	X		County Jail
X	-	-	-	-	-	X	-	X	-	-	X	Pima County	Winslow City Jail
X	-	-	X	X	-	X	-	X	-	-	X		County Detention Center
-	-	-	X	-	-	X	-	X	-	-	X		County Jail Annex
-	-	-	X	-	-	X	-	X	-	-	X		County Jail Substation
-	X	-	X	-	X	X	-	X	X	-	X	Pinal County	South Tucson Town Jail
-	-	-	X	-	-	X	-	X	-	-	X		County Jail
X	-	X	-	-	-	X	-	X	-	-	X	Santa Cruz County	Coolidge City Jail
X	-	-	X	-	-	X	-	X	-	-	X	Yavapai County	Eloy City Jail
X	-	-	X	-	-	X	-	X	-	-	X	Yuma County	County Jail
-	-	-	X	-	-	X	-	X	-	-	X	La Paz County	County Jail
71	20	13	38	3	1	50	88	26	25	50	41	California	
X	-	-	-	-	-	X	-	X	-	-	-	Alameda County	Co. Jail-Santa Rita
X	-	-	X	-	-	X	-	X	X	-	-		County Jail
-	-	-	X	-	-	X	-	X	-	-	X		Co. Male Work Furlough
X	-	X	-	-	-	X	-	X	-	-	X		Co. Female Work Furlough
X	-	-	X	-	-	X	-	X	-	-	X		Oakland City Jail
X	-	-	X	-	-	X	-	X	-	-	X	Amador County	County Jail
X	X	-	-	-	-	X	-	X	-	-	X	Butte County	County Jail
-	-	X	-	-	-	X	-	X	-	-	X	Calaveras County	County Jail
X	-	X	-	-	-	X	-	X	-	-	X	Colusa County	County Jail
X	-	X	-	-	-	X	-	X	-	-	X	Contra Costa County	Sheriff's Rehab. Center
X	-	X	-	-	-	X	-	X	-	-	X		Work Furlough Center
X	-	X	-	-	-	X	-	X	-	-	X		Co. Detention Facility
X	-	X	-	-	X	X	-	X	-	-	X	Del Norte County	Co. Jail-Men's Dormitory
X	-	X	-	-	-	X	-	X	-	-	X	El Dorado County	County Jail
X	-	X	-	-	-	X	-	X	-	-	X		County Jail
X	-	X	-	-	-	X	-	X	-	-	X	Fresno County	County Jail
X	-	X	-	-	-	X	-	X	-	-	X		Industrial Farm
X	X	-	-	-	-	X	-	X	-	-	X	Glenn County	County Jail
X	-	-	-	X	-	X	-	X	-	-	X	Humboldt County	County Jail
X	-	X	-	-	-	X	-	X	-	-	X	Imperial County	County Jail
X	-	X	-	-	-	X	-	X	-	-	X		Minimum Security Jail
X	-	X	-	-	-	X	-	X	-	-	X	Inyo County	Brawley City Jail
X	-	X	-	-	-	X	-	X	-	-	X	Kern County	County Jail
X	-	X	-	-	-	X	-	X	-	-	X		County Jail
X	-	X	-	-	-	X	-	X	-	-	X		Lerdo Min. Sec. Facility
X	X	-	-	-	-	X	-	X	X	-	-	Kings County	Lerdo Max. Med. Facility
X	-	-	X	-	-	X	-	X	-	-	X	Lake County	County Jail
X	-	-	X	-	-	X	-	X	-	-	X	Lassen County	County Jail
X	-	-	X	-	-	X	-	X	-	-	X	Los Angeles County	County Jail
X	-	-	X	-	-	X	-	X	-	-	X		Biscailuz Center
X	-	-	X	-	-	X	-	X	-	-	X		Hall of Justice Jail
X	-	-	X	-	-	X	-	X	-	-	X		Men's Central Jail
X	-	-	X	-	-	X	-	X	-	-	X		Honor Rancho-Min. Sec.
X	-	-	X	-	-	X	-	X	-	-	X		Sybil Brand Institute
X	-	-	X	-	-	X	-	X	-	-	X		Honor Rancho-Max. Sec.
-	-	X	-	-	-	X	-	X	-	-	X		Burbank City Jail
-	-	X	-	-	-	X	-	X	-	-	X		Glendale City Jail
-	-	X	-	-	-	X	-	X	-	-	X		Long Beach City Jail
-	-	X	-	-	-	X	-	X	-	-	X		Pasadena City Jail
X	-	X	-	-	-	X	-	X	-	-	X		Torrance City Jail
-	-	X	-	-	-	X	-	X	-	-	X	Madera County	County Jail
-	-	X	-	-	-	X	-	X	-	-	X	Marin County	County Jail
-	-	X	-	-	-	X	-	X	-	-	X	Mariposa County	County Jail
-	X	-	-	-	-	X	-	X	-	-	X	Mendocino County	Low Gap Detention Ctr.
-	X	-	-	-	-	X	-	X	-	-	X		Maximum Security Jail
-	-	X	-	-	-	X	-	X	-	-	X	Merced County	Branch Jail
-	-	X	-	-	-	X	-	X	-	-	X		County Jail
-	-	X	-	-	-	X	-	X	-	-	X		Los Banos City Jail
X	-	-	X	-	-	X	-	X	-	-	X	Modoc County	County Detention Center
X	-	-	X	-	-	X	-	X	-	-	X	Mono County	County Jail
X	-	-	X	-	-	X	-	X	-	-	X	Monterey County	County Jail
X	-	-	X	-	-	X	-	X	-	-	X		County Rehab. Center
X	-	-	X	-	-	X	-	X	-	-	X	Napa County	Dept Of Corrections
X	-	-	X	-	-	X	-	X	-	-	X	Nevada County	County Jail

Table 18. Jails with medical facilities and personnel—Con.

[X indicates YES or NO. State total is sum of X's]

Name of county	Name of jail	Medical facilities available						Personnel available			
		Infirmary with beds	Infirmary with no beds	Detoxification unit	Psychiatric unit	Other	None	Doctors			
								Daily	Less than daily	On call	Never
California—Con.											
Orange County	County Jail.....	X	X	-	X	X	-	X	-	-	-
	Theo Lacy Facility.....	-	X	-	-	-	-	-	X	-	-
	J. A. Musick Facility.....	-	X	-	-	-	-	-	X	-	-
	Anaheim City Jail.....	-	-	-	-	-	X	-	-	-	X
	Costa Mesa City Jail.....	-	-	-	-	-	X	-	-	-	X
	Newport Beach City Jail.....	-	-	-	-	-	X	-	-	-	X
	San Clemente City Jail.....	-	-	-	-	-	X	-	-	-	X
Placer County	County Jail.....	-	-	X	-	-	-	-	X	-	-
	Minimum Security Jail.....	-	X	-	-	-	-	-	-	X	-
Plumas County	County Jail.....	-	-	-	-	-	X	-	-	-	X
Riverside County	Banning Rehab. Center.....	X	X	-	-	-	-	X	-	-	-
	County Jail.....	X	-	X	-	-	-	X	-	-	-
	County Jail.....	-	X	X	-	X	-	X	-	-	-
	County Jail.....	-	X	X	-	-	-	-	X	-	-
	Hemet City Jail.....	-	-	-	-	-	X	-	-	-	X
	Perris City Jail.....	-	-	-	-	-	X	-	-	-	X
Sacramento County	County Main Jail.....	X	-	-	X	-	-	X	-	-	-
	Rio Consumnes Corr. Ctr.....	X	-	X	-	-	-	X	-	-	-
	Co. Work Furlough Center.....	-	-	-	-	-	X	-	-	-	X
San Benito County	County Jail.....	-	-	X	-	-	-	-	-	-	X
San Bernardino County	County Jail.....	X	X	-	-	-	-	X	-	-	-
	Glen Helen Rehab. Center.....	X	-	-	X	-	-	X	-	-	-
San Diego County	Co. Work Furlough Center.....	-	X	-	-	-	-	-	-	-	X
	Barrett Honor Camp.....	-	X	-	-	-	-	-	X	-	-
	Descanso Detention Fac.....	-	X	-	-	-	-	-	X	-	-
	Camp Morena.....	-	X	-	-	-	-	-	-	-	X
	LaCima Conserv. Honor Camp.....	-	X	-	-	-	-	-	-	-	X
	San Jose Honor Camp.....	-	X	-	-	-	-	-	-	-	X
	West Folk Honor Camp.....	-	X	-	-	-	-	-	-	-	X
	County Jail.....	X	-	-	X	-	-	-	X	-	-
	Las Colinas Det. Fac.....	X	-	X	-	-	-	-	X	-	-
	Vista Detention Facility.....	X	-	-	-	-	-	-	X	-	-
	South Bay Detention Fac.....	-	X	-	-	-	-	-	X	-	-
San Francisco City/Co.	San Francisco Jail No. 1.....	-	X	-	X	-	-	X	-	-	-
	San Francisco Jail No. 3.....	X	-	-	X	-	-	X	-	-	-
	San Francisco Jail No. 2.....	X	-	-	X	-	-	X	-	-	-
	San Francisco Jail No. 4.....	-	-	-	-	-	X	-	-	-	X
	Jail Hospital-Ward 7D.....	X	-	-	-	-	-	X	-	-	-
San Joaquin County	County Men's Jail.....	-	X	-	-	X	-	X	-	-	-
	County Female Jail.....	-	-	-	-	-	X	X	-	-	-
	Honor Farm.....	X	-	X	X	-	-	-	-	X	-
San Luis Obispo County	County Jail.....	-	X	-	-	-	-	-	X	-	-
San Mateo County	County Main Jail.....	-	X	X	-	-	-	-	X	-	-
	Sheriffs Honor Camp.....	-	-	-	-	-	X	-	-	-	X
	Co. Work Furlough Fac.....	-	-	-	-	-	X	-	-	-	X
	Women's Corr. Facility.....	-	X	X	-	-	-	-	X	-	-
	Medium Security Facility.....	-	-	-	-	-	X	-	-	-	X
Santa Barbara County	Co. Detention Facility.....	-	-	-	-	X	-	X	-	-	-
	Honor Farm.....	-	X	-	X	-	-	-	-	X	-
Santa Clara County	Lompoc City Jail.....	-	-	-	-	-	X	-	-	-	X
	County Main Jail.....	X	-	X	X	-	-	X	-	-	-
	Elmwood Jail.....	-	X	-	-	-	-	-	X	-	-
	North Co. Detention Fac.....	-	-	-	-	-	X	-	-	-	X
	Womens Detention Facility.....	X	-	-	X	-	-	-	X	-	-
	Co. Jail-Min. Security.....	X	-	-	-	-	-	-	-	-	-
	Elmwood Jail-Mod. Fac.....	-	X	-	-	-	-	-	X	-	-
	Womens Residential Ctr.....	-	-	-	-	-	X	-	-	-	X
	Park Alameda Work Furl.....	-	-	-	-	-	X	-	-	-	X
	Elmwood Jail-Medium Sec.....	-	X	-	-	-	-	-	X	-	-
Santa Cruz County	County Jail.....	-	X	-	-	-	-	X	-	-	-
	Rehabilitation Facility.....	X	-	-	-	-	-	-	X	-	-
	County Water St. Jail.....	-	-	-	-	-	-	-	X	-	-
Shasta County	County Jail.....	-	X	-	-	-	-	-	X	-	-
	Crystal Creek Center.....	-	-	-	-	-	X	-	-	X	-
	Co. Detention Annex.....	-	-	-	-	-	X	-	-	-	X
Siskiyou County	County Jail.....	-	-	-	-	-	X	-	-	X	-
Solano County	County Jail.....	-	-	-	-	-	X	-	X	-	-
	Solano County Jail.....	-	-	-	-	X	-	-	X	-	-
	Co. Detention Facility.....	-	X	-	-	-	-	-	X	-	-
Sonoma County	County Jail.....	-	-	-	-	X	-	X	-	-	-
Stanislaus County	Minimum Security Jail.....	-	-	-	-	-	X	-	-	-	X
	County Jail.....	X	-	-	-	-	-	X	-	-	-
	Honor Farm.....	-	-	-	-	-	X	-	-	X	-
	County Women's Facility.....	-	X	-	-	-	-	X	-	-	-
Sutter County	County Jail.....	X	-	-	-	-	-	X	-	-	-
Tehama County	County Jail.....	-	-	-	-	X	-	-	X	-	-
Trinity County	County Jail.....	-	-	-	-	-	X	-	-	-	X
Tulare County	County Jail.....	X	-	X	-	-	-	-	-	X	-
	Co. Correctional Center.....	X	-	-	-	-	-	-	X	-	-
Tuolumne County	County Jail.....	-	X	-	-	-	-	-	-	-	X
Ventura County	Co. Work Furlough Prog.....	-	-	-	-	-	X	-	-	-	X
	County Jail.....	X	-	X	X	-	-	X	-	-	-
	Honor Farm.....	-	X	-	-	-	-	-	X	-	-
	Port Hueneeme City Jail.....	-	-	-	-	-	X	-	-	-	X
Yolo County	County Jail.....	-	-	-	-	-	X	-	-	X	-
	County Prison Farm.....	-	-	-	-	-	X	-	-	-	-
Yuba County	County Jail.....	-	X	-	-	-	-	-	X	-	-
Colorado		3	5	4	-	-	48	2	9	18	31
Adams County	County Jail.....	-	X	-	-	-	-	-	X	-	-
	Work Release Annex.....	-	-	-	-	-	X	-	-	-	X
Alamosa County	County Jail.....	-	-	-	-	-	X	-	-	X	-
Arapahoe County	County Jail.....	-	X	-	-	-	-	-	X	-	-
	Aurora City Jail.....	-	-	-	-	-	X	-	-	-	X
Archuleta County	County Jail.....	-	-	-	-	-	X	-	-	X	-
Baca County	County Jail.....	-	-	-	-	-	X	-	-	X	-
Bent County	County Jail.....	-	-	-	-	-	X	-	-	-	X

See footnotes at end of table.

Personnel available—Con.

Nurses Paramedics Mental health

Table with 13 columns: Daily, Less than daily, On call, Never (repeated for Nurses, Paramedics, Mental health), Name of county, Name of jail

Main data table listing personnel counts for various counties and jails. Includes columns for availability status and county/jail names. Total counts are 9, 6, 10, 35, 3, 1, 16, 40, 5, 4, 28, 23.

Table 18. Jails with medical facilities and personnel—Con.

[X indicates YES or NO. State total is sum of X's]

Name of county	Name of jail	Medical facilities available						Personnel available			
		Infirmiry with beds	Infirmiry with no beds	Detoxifi-cation unit	Psychiatric unit	Other	None	Doctors			
								Daily	Less than daily	On call	Never
Colorado—Con.											
Boulder County	County Jail	-	-	-	-	-	X	-	X	-	-
Chaffee County	County Jail	-	-	-	-	-	X	-	-	-	X
Cheyenne County	County Jail	-	-	-	-	-	X	-	-	X	-
Clear Creek County	County Jail	-	-	-	-	-	X	-	-	-	X
Conejos County	County Jail	-	-	-	-	-	X	-	-	-	X
Costilla County	County Jail	-	-	-	-	-	X	-	-	-	X
Della County	County Jail	-	-	-	-	-	X	-	-	-	X
Denver City and County	County Jail	X	-	-	-	-	-	X	-	-	-
Douglas County	County Jail	-	-	-	-	-	X	-	-	X	-
Eagle County	County Corr. Facility	-	-	-	-	-	X	-	-	-	X
Elbert County	County Jail	-	-	-	-	-	X	-	-	-	X
El Paso County	County Jail	-	-	-	-	-	X	-	X	-	-
	Community Corrections	-	-	-	-	-	X	-	-	-	X
Fremont County	County Jail	-	-	-	-	-	X	-	-	X	-
Garfield County	County Jail	-	-	-	-	-	X	-	X	-	-
Gilpin County	County Jail	-	-	-	-	-	X	-	-	X	-
Grand County	County Jail	-	X	-	-	-	-	-	-	X	-
Gunnison County	County Jail	-	-	X	-	-	-	-	-	X	-
Huerfano County	County Jail	-	-	-	-	-	X	-	-	-	X
Jackson County	County Jail	-	-	-	-	-	X	-	-	X	-
Jefferson County	County Jail	-	-	-	-	-	X	-	X	-	-
	Work Ed. Release Program	-	-	-	-	-	X	-	-	-	X
Kit Carson County	County Jail	-	-	-	-	-	X	-	-	-	X
Lake County	County Jail	-	-	-	-	-	X	-	-	-	X
La Plata County	County Jail	-	-	-	-	-	X	X	-	-	-
Larimer County	County Jail	X	-	-	-	-	-	-	-	X	-
Las Animas County	County Jail	-	-	-	-	-	X	-	-	-	X
Lincoln County	County Jail	-	-	-	-	-	X	-	-	X	-
Logan County	County Jail	-	-	-	-	-	X	-	-	-	X
Mesa County	County Jail	-	X	-	-	-	X	-	X	-	-
	County Work Release	-	-	-	-	-	X	-	-	X	-
Moffat County	County Jail	-	-	-	-	-	X	-	X	-	-
	Corr. Alt. Placement	-	-	-	-	-	X	-	-	-	X
Montezuma County	County Jail	-	-	-	-	-	X	-	-	-	X
Montrose County	County Jail	-	X	-	-	-	X	-	-	X	-
Morgan County	County Jail	-	-	-	-	-	X	-	-	X	-
Otero County	County Jail	-	-	-	-	-	X	-	-	-	X
Phillips County	County Jail	-	-	X	-	-	-	-	-	-	X
Pitkin County	County Jail	-	-	-	-	-	X	-	-	-	X
Prowers County	County Jail	-	-	-	-	-	X	-	-	-	X
Pueblo County	Detention and Corr. Fac.	X	-	-	-	-	-	-	-	X	-
	Detention Fac.-Annex 3	-	-	-	-	-	X	-	-	-	X
Rio Blanco County	County Jail	-	-	-	-	-	X	-	-	-	X
Rio Grande County	County Jail	-	-	-	-	-	X	-	-	X	-
Routt County	County Jail	-	-	-	-	-	X	-	-	-	X
Saguache County	County Jail	-	-	X	-	-	-	-	-	-	X
Sedgwick County	County Jail	-	-	-	-	-	X	-	-	-	X
Summit County	County Jail	-	-	-	-	-	X	-	-	-	X
Teller County	County Jail	-	-	-	-	-	X	-	X	-	-
Washington County	County Jail	-	-	-	-	-	X	-	-	X	-
Weld County	County Jail	-	-	-	-	-	X	-	-	X	-
Yuma County	County Jail	-	-	X	-	-	-	-	-	-	X
Idaho		1	-	1	-	1	32	-	4	20	12
Ada County	County Jail	-	-	-	-	-	X	-	-	X	-
Adams County	County Jail	-	-	-	-	-	X	-	-	X	-
Bannock County	County Jail	-	-	-	-	-	X	-	X	-	-
Bear Lake County	Montpelier City Jail	-	-	-	-	-	X	-	-	X	-
Benewah County	County Jail	-	-	-	-	-	X	-	-	-	X
Bingham County	County Jail	-	-	-	-	-	X	-	-	-	X
Blaine County	County Jail	-	-	-	-	-	X	-	-	-	X
Bonneville County	County Jail	-	-	-	-	-	X	-	X	-	-
Boundary County	County Jail	-	-	-	-	-	X	-	-	-	-
Canyon County	County Jail	-	-	-	-	-	X	-	X	-	-
	Nampa City Jail	-	-	-	-	-	X	-	-	-	X
Caribou County	County Jail	-	-	-	-	-	X	-	-	-	X
Cassia County	County Jail	-	-	X	-	-	-	-	-	-	X
Clark County	County Jail	-	-	-	-	-	X	-	-	-	X
Cleanwater County	County Jail	-	-	-	-	-	X	-	-	X	-
Elmore County	County Jail	-	-	-	-	-	X	-	-	-	X
Franklin County	County Jail	-	-	-	-	-	X	-	-	X	-
Fremont County	County Jail	-	-	-	-	-	X	-	-	-	X
Gem County	County Jail	-	-	-	-	-	X	-	-	X	-
Gooding County	County Jail	-	-	-	-	-	X	-	-	-	X
Idaho County	County Jail	-	-	-	-	-	X	-	-	-	X
Jefferson County	County Jail	-	-	-	-	-	X	-	-	X	-
Jerome County	County Jail	-	-	-	-	-	X	-	-	X	-
Latah County	County Jail	X	-	-	-	-	-	-	-	X	-
Lemhi County	County Jail	-	-	-	-	-	-	-	-	X	-
Lewis County	County Jail	-	-	-	-	-	X	-	-	X	-
Madison County	County Jail	-	-	-	-	-	X	-	-	-	X
Minidoka County	County Jail	-	-	-	-	-	X	-	-	-	X
Nez Perce County	County Jail	-	-	-	-	-	X	-	X	-	-
Owyhee County	County Jail	-	-	-	-	-	X	-	-	-	X
Payette County	County Jail	-	-	-	-	-	X	-	-	X	-
Power County	County Jail	-	-	-	-	-	X	-	-	X	-
Shoshone County	County Jail	-	-	-	-	-	X	-	-	X	-
Twin Falls County	County Jail	-	-	-	-	-	X	-	-	X	-
Valley County	County Jail	-	-	-	-	-	X	-	-	X	-
Washington County	County Jail	-	-	-	-	-	X	-	-	X	-

See footnotes at end of table.

Personnel available—Con.												Name of county	Name of jail
Nurses				Paramedics				Mental health					
Daily	Less than daily	On call	Never	Daily	Less than daily	On call	Never	Daily	Less than daily	On call	Never		
Colorado—Con.													
X	-	-	-	-	-	-	X	X	-	-	-	Boulder County	County Jail
-	-	-	-	-	-	-	X	-	-	X	-	Chaffee County	County Jail
-	-	X	-	-	-	-	X	-	-	X	-	Cheyenne County	County Jail
-	-	X	X	-	-	-	X	-	-	-	-	Clear Creek County	County Jail
-	-	-	X	-	-	-	X	-	-	-	X	Conjoes County	County Jail
-	-	-	X	-	-	-	X	-	-	X	-	Costilla County	County Jail
X	X	-	-	-	-	-	X	-	-	-	X	Delta County	County Jail
-	-	-	X	-	-	-	X	-	-	-	-	Denver City and County	County Jail
-	-	X	X	-	-	-	X	-	-	-	X	Douglas County	County Jail
-	-	-	X	-	-	-	X	-	-	X	-	Eagle County	County Corr. Facility
X	-	-	X	X	-	-	X	-	-	X	-	Elbert County	County Jail
-	-	-	X	-	-	-	X	-	-	-	X	El Paso County	County Jail
-	-	-	X	-	-	-	X	-	-	-	X	Community Corrections	
-	-	-	X	-	-	-	X	-	-	X	-	Fremont County	County Jail
-	X	-	-	-	-	-	X	-	-	X	-	Garfield County	County Jail
-	X	-	-	-	-	-	X	-	-	X	-	Gilpin County	County Jail
-	-	-	X	-	-	-	X	-	-	X	-	Grand County	County Jail
-	-	-	X	-	-	-	X	-	-	X	-	Gunnison County	County Jail
-	-	X	X	-	-	-	X	-	-	X	-	Huerfano County	County Jail
X	-	-	X	-	-	-	X	X	-	-	X	Jackson County	County Jail
-	-	-	X	-	-	-	X	-	-	-	X	Jefferson County	County Jail
-	-	-	X	-	-	-	X	-	-	X	-	Work Ed. Release Program	
-	-	-	X	-	-	-	X	-	-	X	-	Kit Carson County	County Jail
-	-	-	X	-	-	-	X	-	-	X	-	Lake County	County Jail
X	-	-	X	-	-	-	X	X	X	-	-	La Plata County	County Jail
-	-	X	-	-	-	-	X	-	-	-	-	Larimer County	County Jail
-	-	-	X	-	-	-	X	-	-	-	X	Las Animas County	County Jail
-	-	-	X	-	-	-	X	-	-	-	-	Lincoln County	County Jail
X	-	-	X	-	-	-	X	-	-	-	-	Logan County	County Jail
-	-	-	X	-	-	-	X	-	-	-	-	Mesa County	County Jail
-	X	-	-	-	-	-	X	-	-	-	-	Moffat County	County Work Release
-	-	-	X	-	-	-	X	-	-	-	-	County Jail	
-	-	-	X	-	-	-	X	-	-	-	-	Corr. Alt. Placement	
-	-	X	X	-	-	-	X	-	-	X	-	Montezuma County	County Jail
-	-	X	X	-	-	-	X	-	-	X	-	Montrose County	County Jail
-	-	X	X	-	-	-	X	-	-	X	-	Morgan County	County Jail
-	-	-	X	-	-	-	X	-	-	X	-	Otero County	County Jail
-	-	-	X	-	-	-	X	-	-	X	-	Phillips County	County Jail
-	-	-	X	X	-	-	X	-	-	X	-	Pitkin County	County Jail
-	-	-	X	X	-	-	X	-	-	X	-	Prowers County	County Jail
-	-	-	X	X	X	-	X	-	-	-	-	Pueblo County	Detention and Corr. Fac.
-	-	X	X	-	-	-	X	-	-	-	X	Detention Fac.-Annex 3	
-	X	-	X	-	-	-	X	-	-	X	-	Rio Blanco County	County Jail
-	-	-	X	-	-	-	X	-	-	-	X	Rio Grande County	County Jail
-	-	-	X	-	-	-	X	-	-	-	X	Routt County	County Jail
-	-	-	X	-	-	-	X	-	-	X	-	Saguache County	County Jail
-	-	-	X	-	-	-	X	-	-	X	-	Sedgwick County	County Jail
-	X	-	-	-	-	-	X	-	-	X	-	Summit County	County Jail
-	-	-	X	-	-	-	X	-	-	X	-	Teller County	County Jail
X	-	-	X	-	-	-	X	X	-	-	X	Washington County	County Jail
-	-	-	X	-	-	-	X	-	-	-	-	Weld County	County Jail
-	-	-	X	-	-	-	X	-	-	-	X	Yuma County	County Jail
1	-	14	21	-	1	24	11	-	1	26	9	Idaho	
-	-	-	X	-	X	-	-	-	-	X	-	Ada County	County Jail
-	-	-	X	-	X	-	X	-	-	X	-	Adams County	County Jail
-	-	-	X	-	X	-	X	-	-	X	-	Bannock County	County Jail
-	-	X	X	-	X	-	X	-	-	X	-	Bear Lake County	Montpelier City Jail
-	-	-	X	-	X	-	X	-	-	X	-	Benewah County	County Jail
-	-	-	X	-	X	-	X	-	-	X	-	Bingham County	County Jail
X	-	-	X	-	X	-	X	-	-	X	-	Blaine County	County Jail
-	-	X	X	-	X	-	X	-	-	X	-	Bonneville County	County Jail
-	-	X	X	-	X	-	X	-	-	X	-	Boundary County	County Jail
-	-	X	X	-	X	-	X	-	-	X	-	Canyon County	County Jail
-	-	X	X	-	X	-	X	-	-	X	-	Nampa City Jail	
-	-	X	X	-	X	-	X	-	-	X	-	Caribou County	County Jail
-	-	X	X	-	X	-	X	-	-	X	-	Cassia County	County Jail
-	-	X	X	-	X	-	X	-	-	X	-	Clark County	County Jail
-	-	X	X	-	X	-	X	-	-	X	-	Clearwater County	County Jail
-	-	X	X	-	X	-	X	-	-	X	-	Elmore County	County Jail
-	-	X	X	-	X	-	X	-	-	X	-	Franklin County	County Jail
-	-	X	X	-	X	-	X	-	-	X	-	Fremont County	County Jail
-	-	X	X	-	X	-	X	-	-	X	-	Gem County	County Jail
-	-	X	X	-	X	-	X	-	-	X	-	Gooding County	County Jail
-	-	X	X	-	X	-	X	-	-	X	-	Idaho County	County Jail
-	-	X	X	-	X	-	X	-	-	X	-	Jefferson County	County Jail
-	-	X	X	-	X	-	X	-	-	X	-	Jerome County	County Jail
-	-	X	X	-	X	-	X	-	-	X	-	Latah County	County Jail
-	-	X	X	-	X	-	X	-	-	X	-	Lemhi County	County Jail
-	-	X	X	-	X	-	X	-	-	X	-	Lewis County	County Jail
-	-	X	X	-	X	-	X	-	-	X	-	Madison County	County Jail
-	-	X	X	-	X	-	X	-	-	X	-	Minidoka County	County Jail
-	-	X	X	-	X	-	X	-	X	-	-	Nez Perce County	County Jail
-	-	X	X	-	X	-	X	-	-	X	-	Owyhee County	County Jail
-	-	X	X	-	X	-	X	-	-	X	-	Payette County	County Jail
-	-	X	X	-	X	-	X	-	-	X	-	Power County	County Jail
-	-	X	X	-	X	-	X	-	-	X	-	Shoshone County	County Jail
-	-	X	X	-	X	-	X	-	-	X	-	Twin Falls County	County Jail
-	-	X	X	-	X	-	X	-	-	X	-	Valley County	County Jail
-	-	X	X	-	X	-	X	-	-	X	-	Washington County	County Jail

Table 18. Jails with medical facilities and personnel—Con.

[X indicates YES or NO. State total is sum of X's]

Name of county	Name of jail	Medical facilities available					Personnel available				
		Infirmary with beds	Infirmary with no beds	Detoxification unit	Psychiatric unit	Other	None	Doctors			
								Daily	Less than daily	On call	Never
Montana		-	-	1	-	1	49	-	1	23	26
Beaverhead County	County Jail	-	-	X	-	-	X	-	-	X	-
Big Horn County	County Jail	-	-	-	-	-	X	-	-	-	X
Blaine County	County Jail	-	-	-	-	-	X	-	-	X	-
	Harlem City Jail	-	-	-	-	-	X	-	-	-	X
Broadwater County	County Jail	-	-	-	-	-	X	-	-	-	X
Carbon County	County Jail	-	-	-	-	-	X	-	-	X	-
Cascade County	County Jail	-	-	-	-	-	X	-	-	-	X
	Great Falls City Jail	-	-	-	-	-	X	-	-	-	X
Chouteau County	County Jail	-	-	-	-	-	X	-	-	-	X
Custer County	County Jail	-	-	-	-	-	X	-	-	-	X
Daniels County	County Jail	-	-	-	-	-	X	-	-	X	-
Dawson County	County Jail	-	-	-	-	-	X	-	-	-	X
Anaconda-Deer Lodge Co.	County Jail	-	-	-	-	-	X	-	-	-	X
Fallon County	County Jail	-	-	-	-	-	X	-	-	X	-
Fergus County	County Jail	-	-	-	-	-	X	-	-	X	-
Flaherty County	County Jail	-	-	-	-	-	X	-	-	X	-
Gallatin County	County Jail	-	-	-	-	-	X	-	-	X	-
Glacier County	County Jail	-	-	-	-	-	X	-	-	X	-
	Cut Bank City Jail	-	-	-	-	-	X	-	-	-	X
Granite County	County Jail	-	-	-	-	-	X	-	-	-	X
Hill County	County Jail	-	-	-	-	-	X	-	-	X	-
	Havre City Jail	-	-	-	-	-	X	-	-	-	X
Jefferson County	County Jail	-	-	-	-	-	X	-	-	X	-
Lake County	County Jail	-	-	-	-	-	X	-	-	X	-
Lewis and Clark County	County Jail	-	-	-	-	-	X	-	-	X	-
Liberty County	County Jail	-	-	-	-	-	X	-	-	X	-
Lincoln County	County Jail	-	-	-	-	-	X	-	-	-	X
Madison County	County Jail	-	-	-	-	-	X	-	-	-	X
Mineral County	County Jail	-	-	-	-	-	X	-	-	-	X
Missoula County	County Jail	-	-	-	-	X	-	X	-	-	X
Musselshell County	County Jail	-	-	-	-	-	X	-	-	-	X
Park County	County Jail	-	-	-	-	-	X	-	-	X	-
Phillips County	County Jail	-	-	-	-	-	X	-	-	X	-
Pondera County	County Jail	-	-	-	-	-	X	-	-	-	X
Powder River County	County Jail	-	-	-	-	-	X	-	-	-	X
Powell County	County Jail	-	-	-	-	-	X	-	-	-	X
Prairie County	County Jail	-	-	-	-	-	X	-	-	X	-
Ravalli County	County Jail	-	-	-	-	-	X	-	-	-	X
Richland County	County Jail	-	-	-	-	-	X	-	-	X	-
Roosevelt County	County Jail	-	-	-	-	-	X	-	-	-	X
Rosebud County	County Jail	-	-	-	-	-	X	-	-	-	X
Sanders County	County Jail	-	-	-	-	-	X	-	-	X	-
Sheridan County	County Jail	-	-	-	-	-	X	-	-	-	X
Butte-Silver Bow County	County Jail	-	-	-	-	-	X	-	-	X	-
Stillwater County	County Jail	-	-	-	-	-	X	-	-	X	-
Teton County	County Jail	-	-	-	-	-	X	-	-	X	-
Toole County	County Jail	-	-	-	-	-	X	-	-	-	X
Valley County	County Jail	-	-	-	-	-	X	-	-	-	X
Wheatland County	County Jail	-	-	-	-	-	X	-	-	-	X
Yellowstone County	County Jail	-	-	-	-	-	X	-	-	X	-
Nevada		2	3	3	-	2	16	2	4	10	7
Churchill County	County Jail	-	-	-	-	-	X	-	-	X	-
	Fallon City Jail	-	-	-	-	-	X	-	-	X	-
Clark County	County Jail	X	-	X	-	-	X	X	X	-	-
	Las Vegas Misdemeanant	-	-	-	-	-	X	-	-	-	X
	Henderson City Jail	-	-	-	-	-	X	-	-	-	X
	No. Las Vegas City Jail	-	-	-	-	-	X	-	-	-	X
Douglas County	County Jail	X	-	X	-	-	X	X	-	-	-
Eiko County	County Jail	-	-	-	-	-	X	-	-	-	X
Esmeralda County	County Jail	-	-	-	-	-	X	-	-	X	-
Eureka County	County Jail	-	X	-	-	-	X	-	-	X	-
Humboldt County	County Jail	-	-	-	-	-	X	-	-	-	X
Lander County	Austin Jail	-	-	-	-	-	X	-	-	-	X
Lyon County	County Jail	-	-	-	-	-	X	-	-	-	X
Mineral County	Hawthorne Town Jail	-	-	-	-	-	X	-	-	X	-
Nye County	County Jail	-	-	-	-	-	X	-	-	X	-
	County Jail	-	-	-	-	-	X	-	-	X	-
Carson City city area	Carson City Jail	-	X	-	-	-	X	-	X	-	-
Pershing County	County Jail	-	-	-	-	-	X	-	-	X	-
Washoe County	County Jail	-	-	-	-	-	X	-	-	X	-
	County Detention Center	-	X	-	-	-	X	-	-	X	-
	Reno City Jail	-	-	-	-	-	X	-	-	X	-
	Sparks City Jail	-	-	X	-	-	X	-	-	X	-
White Pine County	County Jail	-	-	-	-	X	X	-	-	X	-

See footnotes at end of table.

Personnel available—Con.

Personnel available—Con.												Name of county	Name of jail	
Nurses				Paramedics				Mental health						
Daily	Less than daily	On call	Never	Daily	Less than daily	On call	Never	Daily	Less than daily	On call	Never			
1	4	13	32	1	-	16	33	-	1	22	27	Montana		
-	-	X	-	-	-	X	-	-	-	X	-	-	Beaverhead County	County Jail
-	-	X	-	-	-	-	X	-	-	-	-	X	Big Horn County	County Jail
-	-	X	-	-	-	-	X	-	-	-	-	X	Blaine County	County Jail
-	-	-	X	-	-	-	-	-	-	-	-	X	Broadwater County	Harlem City Jail
-	-	X	-	-	-	X	-	-	-	-	-	X	Carbon County	County Jail
-	-	-	X	-	-	X	-	-	-	-	-	X	Cascade County	County Jail
-	-	-	X	-	-	X	-	-	-	-	-	X	Chouteau County	Great Falls City Jail
-	-	X	-	X	-	X	-	-	-	-	-	X	Custer County	County Jail
-	-	-	X	-	-	X	-	-	-	-	-	X	Daniels County	County Jail
-	-	-	X	-	-	X	-	-	-	-	-	X	Dawson County	County Jail
-	-	-	X	-	-	X	-	-	-	-	-	X	Anaconda-Deer Lodge Co.	County Jail
-	-	X	-	-	-	-	X	-	-	-	-	X	Fallon County	County Jail
-	-	-	X	-	-	-	X	-	-	-	-	X	Fergus County	County Jail
-	-	-	X	-	-	X	-	-	-	-	-	X	Flathead County	County Jail
-	-	-	X	-	-	-	X	-	-	-	-	X	Gallatin County	County Jail
-	-	-	X	-	-	-	X	-	-	-	-	X	Glacier County	County Jail
-	-	-	X	-	-	-	X	-	-	-	-	X	Granite County	Cut Bank City Jail
-	-	-	X	-	-	-	X	-	-	-	-	X	Hill County	County Jail
-	X	-	X	-	-	X	-	-	-	-	-	X	Jefferson County	County Jail
-	X	-	X	-	-	X	-	-	-	-	-	X	Lake County	County Jail
-	-	X	-	-	-	X	-	-	-	-	-	X	Lewis and Clark County	County Jail
-	-	X	X	-	-	X	-	-	-	-	-	X	Liberty County	County Jail
-	-	-	X	-	-	X	-	-	-	-	-	X	Lincoln County	County Jail
-	-	-	X	-	-	-	X	-	-	-	-	X	Madison County	County Jail
X	-	-	X	-	-	-	X	-	-	-	-	X	Mineral County	County Jail
-	-	-	X	-	-	X	-	-	X	-	-	-	Missoula County	County Jail
-	X	-	-	-	-	-	X	-	-	-	-	X	Musselshell County	County Jail
-	-	-	-	-	-	-	X	-	-	-	-	X	Park County	County Jail
-	-	-	X	-	-	-	X	-	-	-	-	X	Phillips County	County Jail
-	-	-	X	-	-	X	-	-	-	-	-	X	Pondera County	County Jail
-	-	X	-	-	-	X	-	-	-	-	-	X	Powder River County	County Jail
-	-	-	X	-	-	-	X	-	-	-	-	X	Powell County	County Jail
-	-	-	X	-	-	-	X	-	-	-	-	X	Prairie County	County Jail
-	-	-	X	-	-	-	X	-	-	-	-	X	Ravalli County	County Jail
-	-	-	X	-	-	X	-	-	-	-	-	X	Richland County	County Jail
-	-	-	X	-	-	-	X	-	-	-	-	X	Roosevelt County	County Jail
-	-	X	-	-	-	X	-	-	-	-	-	X	Rosebud County	County Jail
-	-	-	X	-	-	X	-	-	-	-	-	X	Sanders County	County Jail
-	-	X	-	-	-	-	X	-	-	-	-	X	Sheridan County	County Jail
-	X	X	-	-	-	X	-	-	-	-	-	X	Butte-Silver Bow County	County Jail
-	-	-	X	-	-	X	-	-	-	-	-	X	Stillwater County	County Jail
-	-	-	X	-	-	X	-	-	-	-	-	X	Teton County	County Jail
-	-	-	X	-	-	-	X	-	-	-	-	X	Toole County	County Jail
-	-	X	-	-	-	-	X	-	-	-	-	X	Valley County	County Jail
-	-	-	X	-	-	X	-	-	-	-	-	X	Wheatland County	County Jail
-	-	-	X	-	-	-	X	-	-	-	-	X	Yellowstone County	County Jail
5	1	5	12	1	-	15	7	2	1	17	3	Nevada		
-	-	X	X	-	-	X	-	-	-	X	-	X	Churchill County	County Jail
X	-	-	-	-	-	X	-	X	-	-	-	X	Fallon City Jail	County Jail
X	-	-	-	-	-	X	-	-	-	-	-	X	Clark County	County Jail
-	-	-	X	-	-	X	-	-	X	-	-	X	Las Vegas Misdemeanant	Henderson City Jail
-	-	-	X	-	-	X	-	-	-	-	-	X	No. Las Vegas City Jail	County Jail
-	-	-	X	-	-	X	-	-	-	-	-	X	Douglas County	County Jail
-	-	-	X	-	-	X	-	-	-	-	-	X	Elko County	County Jail
-	-	-	X	-	-	X	-	-	-	-	-	X	Esmeralda County	County Jail
-	-	X	-	-	-	X	-	-	-	-	-	X	Eureka County	County Jail
-	-	-	X	-	-	X	-	-	-	-	-	X	Humboldt County	County Jail
-	-	-	X	-	-	-	X	-	-	-	-	X	Lander County	Austin Jail
-	-	-	X	-	-	-	X	-	-	-	-	X	Lyon County	County Jail
-	-	-	X	-	-	X	-	-	-	-	-	X	Mineral County	Hawthorne Town Jail
-	-	-	X	-	-	X	-	-	-	-	-	X	Nye County	County Jail
-	-	-	X	-	-	X	-	-	-	-	-	X	Carson City city area	County Jail
-	X	-	-	-	-	X	-	-	-	-	-	X	Pershing County	County Jail
-	-	-	-	-	-	X	-	-	-	-	-	X	Washoe County	County Jail
-	-	-	X	-	-	X	-	-	-	-	-	X	County Detention Center	Reno City Jail
-	-	-	X	-	-	X	-	-	-	-	-	X	Sparks City Jail	County Jail
-	-	-	X	-	-	X	-	-	-	-	-	X	White Pine County	County Jail

Table 18. Jails with medical facilities and personnel—Con.

[X indicates YES or NO. State total is sum of X's]

Name of county	Name of jail	Medical facilities available					Personnel available				
		Infirmary with beds	Infirmary with no beds	Detoxification unit	Psychiatric unit	Other	None	Doctors			
								Daily	Less than daily	On call	Never
New Mexico		1	2	2	1	-	31	1	4	12	18
Bernalillo County	City-County Jail	X	-	X	X	-	-	-	X	-	-
	City-Co. Satellite Jail	-	-	-	-	-	X	-	-	-	-
Catron County	County Jail	-	-	-	-	-	X	-	-	X	-
Chaves County	County Jail	-	X	-	-	-	-	-	-	-	X
Colfax County	County Jail	-	-	-	-	-	X	-	-	X	-
Curry County	County Jail	-	-	-	-	-	X	-	-	-	X
	Clovis City Jail	-	-	-	-	-	X	-	-	-	X
De Baca County	County Jail	-	-	-	-	-	X	-	-	-	X
Dona Ana County	County Jail	-	-	-	-	-	X	-	-	-	X
Eddy County	County Jail	-	-	-	-	-	X	-	-	X	-
	Arlesia City Jail	-	-	-	-	-	X	-	-	-	X
Grant County	County Jail	-	-	-	-	-	X	-	-	X	-
Guadalupe County	County Jail	-	-	-	-	-	X	-	-	-	X
Hidalgo County	County Jail	-	-	-	-	-	X	-	-	-	X
Lea County	County Jail	-	-	-	-	-	X	-	-	-	X
	Hobbs City Jail	-	-	-	-	-	X	-	-	-	X
Lincoln County	County Jail	-	-	X	-	-	-	-	-	X	-
Los Alamos County	County Jail	-	-	-	-	-	X	-	-	X	-
Luna County	County Jail	-	-	-	-	-	X	-	-	-	X
McKinley County	Gallup City Jail	-	-	-	-	-	X	-	-	-	X
Mora County	County Jail	-	-	-	-	-	X	-	-	-	X
Otero County	County Jail	-	-	-	-	-	X	-	X	-	-
Quay County	County Detention Center	-	-	-	-	-	X	-	-	-	X
Rio Arriba County	County Jail	-	-	-	-	-	X	-	-	X	-
Roosevelt County	County Jail	-	-	-	-	-	X	-	-	-	X
Sandoval County	County Jail	-	-	-	-	-	X	-	-	X	-
San Juan County	County Detention Center	-	-	-	-	-	X	X	-	-	-
Santa Fe County	County Detention Center	-	X	-	-	-	-	-	X	-	-
Sierra County	County Jail	-	-	-	-	-	X	-	-	X	-
Socorro County	County Jail	-	-	-	-	-	X	-	-	-	X
Taos County	County Jail	-	-	-	-	-	X	-	-	-	X
Torrance County	County Jail	-	-	-	-	-	X	-	-	X	-
Union County	Clayton City Jail	-	-	-	-	-	X	-	-	X	-
Valencia County	County Jail	-	-	-	-	-	X	-	-	-	X
Cibola County	Grants City Jail	-	-	-	-	-	X	-	X	-	-
Oregon		4	6	4	1	3	24	-	15	12	12
Benton County	County Jail	-	-	-	-	-	X	-	X	-	-
Clackamas County	County Jail	-	-	-	-	X	-	-	X	-	-
Clatsop County	Co. Detention Facility	-	-	-	-	X	-	-	-	X	-
	Seaside City Jail	-	-	-	-	-	X	-	-	-	X
Columbia County	County Jail	-	-	-	-	-	X	-	-	-	X
Coos County	County Jail	-	X	-	-	-	-	-	X	-	-
Crook County	Prineville City Jail	-	X	-	-	-	-	-	-	X	-
Curry County	County Jail	-	-	X	-	-	-	-	-	-	X
Deschutes County	County Jail	-	-	-	-	X	-	-	-	-	X
Douglas County	County Jail	X	-	X	-	-	-	-	X	-	-
	Reedsport City Jail	-	-	-	-	-	X	-	-	X	-
	Roseburg City Jail	-	-	-	-	-	X	-	-	-	X
Grant County	County Jail	-	-	-	-	-	X	-	-	-	X
Harney County	County Jail	-	-	-	-	-	X	-	-	X	-
Hood River County	County Jail	-	-	-	-	-	X	-	-	X	-
Jackson County	County Jail	-	X	X	-	-	-	-	X	-	-
	Co. Work Release Center	-	-	-	-	-	X	-	-	-	X
Jefferson County	County Jail	-	-	-	-	-	X	-	-	-	X
Josephine County	County Corr. Facility	-	X	-	-	-	-	-	X	-	-
Klamath County	County Jail	-	-	-	-	-	X	-	X	-	-
Lake County	County Jail	-	-	-	-	-	X	-	-	X	-
Lane County	County Jail	-	-	X	-	-	-	-	X	-	-
	Oakridge City Jail	-	-	-	-	-	X	-	-	-	X
Lincoln County	County Jail	-	-	-	-	-	X	-	-	X	-
Linn County	County Jail	-	-	-	-	-	X	-	X	-	-
Malheur County	County Jail	-	-	-	-	-	X	-	X	-	-
Marion County	County Jail	-	X	-	-	-	-	-	-	X	-
	Co. Restitution Center	-	-	-	-	-	X	-	-	X	-
Multnomah County	County Corr. Institution	-	-	-	-	-	X	-	-	X	-
	Rocky Butte Jail	X	-	-	X	-	-	-	X	-	-
	Claire Argow Womens Ctr.	-	-	-	-	-	X	-	X	-	-
Polk County	County Jail	-	-	-	-	-	X	-	-	X	-
Umatilla County	County Jail	-	-	-	-	-	X	-	-	X	-
	Hermiston City Jail	-	-	-	-	-	X	-	-	-	X
Union County	County Corr. Facility	-	X	-	-	-	-	-	X	-	-
Wasco County	County Jail	-	-	-	-	-	X	-	-	-	X
Washington County	County Jail	X	-	-	-	-	-	-	X	-	-
Yamhill County	County Jail	X	-	-	-	-	-	-	X	-	-
Utah		3	1	3	3	1	16	1	2	10	11
Beaver County	County Jail	-	-	-	-	-	X	-	-	-	X
Box Elder County	County Jail	X	-	-	-	-	-	-	-	X	-
Cache County	County Jail	-	-	X	X	-	-	-	-	X	-
Carbon County	County Jail	-	-	-	-	-	X	-	-	X	-
Davis County	County Jail	-	-	-	-	X	-	-	-	X	-
Duchesne County	County Jail	-	-	-	-	-	X	-	-	-	X
Emery County	County Jail	-	-	-	-	-	X	-	-	-	X
Garfield County	County Jail	-	-	-	-	-	X	-	-	X	-
Grand County	County Jail	-	-	-	-	-	X	-	-	X	-
Iron County	County Jail	-	-	-	-	-	-	-	-	-	X
Juab County	County Jail	-	-	-	-	-	X	-	-	-	X
Kane County	County Jail	-	-	-	-	-	X	-	-	-	X
Rich County	County Jail	-	-	-	-	-	X	-	-	-	X
Salt Lake County	County Jail	X	-	-	X	-	-	X	-	-	-
San Juan County	County Jail	-	-	-	-	-	X	-	-	-	X

See footnotes at end of table.

Personnel available—Con.												Name of county	Name of jail
Nurses				Paramedics				Mental health					
Daily	Less than daily	On call	Never	Daily	Less than daily	On call	Never	Daily	Less than daily	On call	Never		
5	1	5	24	1	-	17	17	5	3	14	13	New Mexico	
X	-	X	-	X	-	X	-	X	-	-	-	Bernalillo County	City-County Jail
-	-	-	X	-	-	X	-	-	-	-	-	City-Co. Satellite Jail	
X	-	-	-	-	-	-	X	-	-	X	X	Catron County	County Jail
X	-	-	-	-	-	-	-	-	-	-	-	Chaves County	County Jail
-	-	-	X	-	-	X	-	-	-	X	-	Colfax County	County Jail
-	-	-	-	-	-	-	X	-	-	-	X	Curry County	County Jail
X	-	-	X	-	-	X	-	-	-	-	X	Clovis City Jail	
-	-	X	-	-	-	-	X	-	-	-	X	De Baca County	County Jail
-	-	-	-	-	-	-	-	X	-	-	-	Dona Ana County	County Jail
-	-	-	-	-	-	-	-	-	-	X	-	Eddy County	County Jail
-	-	-	X	-	-	-	X	-	-	X	-	Artesia City Jail	
-	-	-	X	-	-	-	X	-	-	-	X	Grant County	County Jail
-	-	-	X	-	-	-	X	-	-	-	-	Guadalupe County	County Jail
-	-	-	X	-	-	-	X	-	-	-	X	Hidalgo County	County Jail
-	-	-	X	-	-	-	-	-	-	-	X	Lea County	County Jail
-	-	X	-	-	-	-	-	-	-	-	X	Hobbs City Jail	
-	-	-	X	-	-	-	-	-	-	X	-	Lincoln County	County Jail
-	-	-	X	-	-	-	-	-	-	X	-	Los Alamos County	County Jail
-	-	-	X	-	-	-	-	-	-	X	-	Luna County	County Jail
-	-	-	X	-	-	-	X	-	-	-	X	McKinley County	Gallup City Jail
-	-	-	X	-	-	-	-	-	-	X	-	Mora County	County Jail
-	-	-	X	-	-	-	-	X	-	-	-	Otero County	County Jail
-	-	-	X	-	-	-	X	-	-	-	X	Quay County	County Detention Center
-	X	-	-	-	-	-	X	-	-	-	-	Rio Arriba County	County Jail
-	-	-	X	-	-	-	-	-	-	X	-	Roosevelt County	County Jail
-	-	-	-	-	-	-	X	-	-	X	-	Sandoval County	County Jail
X	-	-	X	-	-	-	X	-	-	-	X	San Juan County	County Detention Center
-	-	-	X	-	-	-	X	-	-	X	-	Santa Fe County	County Detention Center
-	-	-	X	-	-	-	-	-	-	X	-	Sierra County	County Jail
-	-	-	X	-	-	-	X	-	-	-	X	Socorro County	County Jail
-	-	-	X	-	-	-	X	-	-	-	X	Taos County	County Jail
-	-	X	-	-	-	-	X	X	-	-	-	Torrance County	County Jail
-	-	-	X	-	-	-	X	-	-	X	-	Union County	Clayton City Jail
-	-	-	X	-	-	-	-	-	-	X	-	Valencia County	County Jail
-	-	-	X	-	-	-	X	-	-	X	-	Cibola County	Grants City Jail
11	9	8	11	4	1	25	9	3	6	24	6	Oregon	
X	X	-	-	X	-	X	-	-	-	X	-	Benton County	County Jail
X	-	-	-	-	-	-	X	-	-	-	X	Clackamas County	County Jail
-	-	-	X	-	-	X	-	-	-	X	-	Co. Detention Facility	
-	-	X	-	-	X	-	-	-	-	-	X	Clatsop County	Seaside City Jail
-	X	-	-	-	-	-	-	-	-	-	X	Columbia County	County Jail
-	-	-	X	-	-	-	X	-	-	-	X	Coos County	County Jail
-	-	-	X	-	-	X	-	-	-	X	-	Crook County	Prineville City Jail
-	-	-	X	X	-	X	-	-	-	X	-	Curry County	County Jail
X	-	-	X	X	X	-	X	-	-	X	-	Deschutes County	County Jail
-	-	X	-	-	-	X	-	X	-	X	-	Douglas County	County Jail
-	-	X	X	-	-	X	-	-	-	X	-	Reedsport City Jail	
-	-	X	-	-	-	X	-	-	-	X	-	Roseburg City Jail	
-	-	X	-	-	-	X	-	-	-	X	-	Grant County	County Jail
-	-	X	-	-	-	X	-	-	-	X	-	Harney County	County Jail
X	-	-	-	-	-	X	-	-	X	-	-	Hood River County	County Jail
-	-	X	-	-	-	X	-	-	-	X	-	Jackson County	County Jail
-	X	-	X	-	-	X	-	-	-	X	-	Co. Work Release Center	
-	-	-	X	-	-	X	-	X	-	X	-	Jefferson County	County Jail
X	-	-	-	-	-	X	X	-	-	X	-	Josephine County	County Corr. Facility
X	-	-	X	-	-	X	-	X	-	X	-	Klamath County	County Jail
X	-	-	X	-	-	X	-	X	-	-	X	Lake County	County Jail
X	-	-	X	-	-	X	X	X	-	-	X	Lane County	County Jail
X	-	-	-	-	-	X	-	-	-	X	-	Oakridge City Jail	
X	-	-	X	-	-	X	-	-	-	X	-	Lincoln County	County Jail
X	-	-	X	-	-	X	-	-	-	X	-	Linn County	County Jail
-	X	-	-	-	-	X	-	-	-	X	-	Malheur County	County Jail
-	-	X	-	-	-	X	-	-	-	X	-	Marion County	County Jail
-	X	-	-	-	-	X	-	X	-	X	-	Co. Restitution Center	
X	-	-	-	X	-	-	X	-	-	X	-	Multnomah County	County Corr. Institution
X	-	-	-	-	-	X	-	-	-	X	-	Rocky Butte Jail	
-	-	X	-	-	-	X	-	-	-	X	-	Claire Argow Womens Cir.	
-	-	-	X	-	-	X	-	-	-	X	-	Polk County	County Jail
-	X	-	-	-	-	X	-	-	-	X	-	Umatilla County	County Jail
-	-	-	X	-	-	X	-	-	-	X	-	Hermiston City Jail	
-	X	-	-	-	-	X	-	-	-	X	-	Union County	County Corr. Facility
X	-	-	-	X	-	X	-	-	-	X	-	Wasco County	County Jail
-	-	-	X	-	-	X	-	-	-	X	-	Washington County	County Jail
-	-	-	-	-	-	X	-	-	-	X	-	Yamhill County	County Jail
3	2	5	14	1	-	5	18	2	-	8	14	Utah	
-	-	-	X	-	-	-	X	-	-	-	X	Beaver County	County Jail
-	-	X	-	-	-	X	-	-	-	X	-	Box Elder County	County Jail
-	-	-	X	-	-	X	-	-	-	X	-	Cache County	County Jail
X	-	-	X	-	-	-	X	-	-	-	X	Carbon County	County Jail
-	-	-	-	-	-	-	X	-	-	-	-	Davis County	County Jail
-	-	-	X	-	-	-	X	-	-	-	X	Duchesne County	County Jail
-	-	-	X	-	-	-	X	-	-	-	X	Emery County	County Jail
-	-	-	X	-	-	-	X	-	-	-	X	Garfield County	County Jail
-	-	X	-	-	-	-	X	-	-	X	-	Grand County	County Jail
-	-	-	X	-	-	-	X	-	-	-	X	Iron County	County Jail
-	-	-	X	-	-	-	X	-	-	-	X	Juab County	County Jail
-	-	-	X	-	-	-	X	-	-	-	X	Kane County	County Jail
-	-	X	-	-	-	-	X	-	-	X	-	Rich County	County Jail
X	-	-	-	X	-	-	X	-	-	-	X	Salt Lake County	County Jail
-	-	-	X	-	-	-	X	-	-	-	X	San Juan County	County Jail

Table 18. Jails with medical facilities and personnel—Con.

[X indicates YES or NO. State total is sum of X's]

Name of county	Name of jail	Medical facilities available					Personnel available				
		Infirmery with beds	Infirmery with no beds	Detoxification unit	Psychiatric unit	Other	None	Doctors			
								Daily	Less than daily	On call	Never
Utah—Con											
Sanpete County	County Jail.....	--	--	--	--	--	X	--	--	X	--
Sevier County	County Jail.....	--	--	X	--	--	--	--	--	X	X
Summit County	County Jail.....	--	--	--	--	--	X	--	--	X	--
Tooele County	County Jail.....	--	--	--	--	--	X	--	--	X	X
Uintah County	County Jail.....	X	--	X	X	--	--	--	--	X	--
Utah County	County Jail.....	--	--	--	--	--	X	--	X	--	--
Wasatch County	County Jail.....	--	--	--	--	--	X	--	--	X	--
Washington County	County Jail.....	--	--	--	--	--	X	--	--	--	X
Weber County	County Jail.....	--	X	--	--	--	--	--	X	--	--
Washington		5	13	2	1	5	46	3	14	29	19
Adams County	County Jail.....	--	--	--	--	--	X	--	--	X	--
Asotin County	Clarkston City Jail.....	--	--	--	--	--	X	--	--	--	X
Benton County	County Jail.....	--	X	--	--	--	X	--	--	X	X
	Kennewick City Jail.....	--	--	--	--	--	X	--	--	X	X
	Richland City Jail.....	--	--	--	--	--	X	--	--	X	X
Chelan County	County Jail.....	--	X	--	--	--	X	--	--	X	--
	Chelan City Jail.....	--	--	--	--	--	X	--	--	X	--
	Wenatchee City Jail.....	--	--	--	--	--	X	--	--	X	X
Clallam County	County Corr. Facility.....	X	--	X	--	X	--	--	--	X	--
	Forks City Jail.....	--	--	--	--	--	X	--	--	X	X
Clark County	County Jail.....	--	--	--	--	--	X	--	--	X	X
	Vancouver City Jail.....	--	--	--	--	--	X	--	--	X	X
Columbia County	County Jail.....	--	--	--	--	--	X	--	--	X	--
Cowlitz County	County Jail.....	X	--	--	--	--	--	--	--	X	--
Ferry County	County Jail.....	--	--	--	--	--	X	--	X	--	--
Franklin County	County Jail.....	--	--	--	--	--	X	--	X	--	--
Grant County	County Jail.....	--	--	--	--	--	X	--	--	X	--
Grays Harbor County	County Jail.....	--	--	--	--	--	X	--	--	X	X
	Aberdeen City Jail.....	--	--	--	--	--	X	--	--	--	X
	Hoquiam City Jail.....	--	--	--	--	--	X	--	--	--	X
Island County	County Jail.....	--	--	--	--	--	X	--	X	--	--
	Oak Harbor City Jail.....	--	--	--	--	--	X	--	--	X	--
Jefferson County	County Jail.....	--	--	--	--	--	X	--	--	X	--
King County	Main Jail.....	X	X	X	X	X	--	X	--	X	--
	No. Rehabilitation Fac.....	--	--	--	--	--	X	--	--	X	--
	Auburn City Jail.....	--	--	--	--	--	X	--	--	X	--
	Enumclaw City Jail.....	--	--	--	--	--	X	--	--	X	--
	Issaquah City Jail.....	--	--	--	--	--	X	--	--	X	--
	Kent City Jail.....	--	--	--	--	--	X	--	--	X	X
	Kirkland City Jail.....	--	--	--	--	--	X	--	--	X	X
	Renton City Jail.....	--	--	--	--	--	X	--	--	X	X
Kitsap County	County Jail.....	--	X	--	--	--	--	--	X	--	--
	Bremerton City Jail.....	--	X	--	--	--	--	--	X	--	--
Kititas County	County Jail.....	--	X	--	--	--	--	--	X	--	X
Klickitat County	County Jail.....	--	X	--	--	--	X	--	X	--	--
Lewis County	County Jail.....	--	X	--	--	--	--	--	--	--	X
Lincoln County	County Jail.....	--	--	--	--	--	X	--	--	--	X
Mason County	County Jail.....	--	--	--	--	--	X	--	--	X	--
Okanogan County	County Jail.....	--	X	--	--	--	--	--	--	X	--
	Oroville City Jail.....	--	--	--	--	--	X	--	--	X	--
Pacific County	County Jail.....	--	X	--	--	--	--	--	--	X	--
Pend Oreille County	County Jail.....	--	--	--	--	--	X	--	--	X	--
Pierce County	County Jail.....	--	X	--	--	--	--	--	X	--	--
	Buckley City Jail.....	--	--	--	--	--	X	--	--	X	--
	Puyallup City Jail.....	--	--	--	--	--	X	--	--	X	X
	Sumner City Jail.....	--	--	--	--	--	X	--	--	X	--
Skagit County	County Jail.....	--	--	--	--	--	X	--	--	X	--
	Anacortes City Jail.....	--	--	--	--	--	X	--	--	X	--
	Mount Vernon City Jail.....	--	--	--	--	--	X	--	--	X	X
Skamania County	County Jail.....	--	--	--	--	--	X	--	--	X	--
Snohomish County	County Jail.....	X	--	--	--	--	--	--	X	--	--
	Lynnwood City Jail.....	--	--	--	--	--	X	--	--	--	X
Spokane County	Geiger Comm. Corr. Cente.....	--	--	--	--	X	--	--	X	--	--
	County Jail.....	X	--	--	--	--	--	X	--	--	--
Stevens County	County Jail.....	--	--	--	--	--	X	--	--	--	X
Thurston County	County Jail.....	--	X	--	--	--	--	--	X	--	--
	Olympia City Jail.....	--	--	--	--	--	X	--	X	--	--
Wahkiakum County	County Jail.....	--	--	--	--	--	X	--	--	--	X
Walla Walla County	County Jail.....	--	--	--	--	--	X	--	--	--	X
	Walla Walla City Jail.....	--	--	--	--	--	X	--	--	--	X
Whatcom County	County Jail.....	--	X	--	--	--	--	--	X	--	--
Whitman County	County Jail.....	--	X	--	--	--	--	--	X	--	--
Yakima County	County Jail.....	--	--	--	--	--	X	X	--	--	--
	Toppenish City Jail.....	--	--	--	--	--	X	--	--	X	--
	Wapato City Jail.....	--	--	--	--	--	X	--	--	--	X
Wyoming		1					23	1	1	14	10
Albany County	County Jail.....	--	--	--	--	--	X	--	--	X	X
Big Horn County	County Jail.....	--	--	--	--	--	X	--	--	X	--
Campbell County	County Jail.....	--	--	--	--	--	X	--	--	X	--
Carbon County	County Jail.....	--	--	--	--	--	X	--	X	--	--
Converse County	County Jail.....	--	--	--	--	--	X	--	--	X	X
Crook County	County Jail.....	--	--	--	--	--	X	--	--	X	X
Fremont County	County Jail.....	--	--	--	--	--	X	--	--	X	X
	Riverton City Jail.....	--	--	--	--	--	X	--	--	X	X
Goshen County	County Jail.....	--	--	--	--	--	X	--	--	X	X
Hol Springs County	Co. Detention Center.....	--	--	--	--	X	--	--	X	--	--
Johnson County	County Jail.....	--	--	--	--	--	X	--	--	X	--
Laramie County	County Jail.....	--	--	--	--	--	X	--	--	X	--
	Cheyenne City Jail.....	--	--	--	--	--	X	--	--	X	--
Lincoln County	County Jail.....	--	--	--	--	--	X	--	--	X	--
Natrona County	County Jail.....	--	--	--	--	--	X	X	--	--	--
Niobrara County	County Jail.....	--	--	--	--	--	X	--	--	--	--
Park County	County Jail.....	--	--	--	--	--	X	--	--	--	X
	Powell City Jail.....	--	--	--	--	--	X	--	--	--	X
Platte County	County Jail.....	--	--	--	--	--	X	--	--	X	--

See footnotes at end of table.

Personnel available—Con.												Name of county	Name of jail
Nurses				Paramedics				Mental health					
Daily	Less than daily	On call	Never	Daily	Less than daily	On call	Never	Daily	Less than daily	On call	Never		
		X				X				X		Utah—Con.	
	X						X				X	Sanpete County	County Jail
			X				X				X	Sevier County	County Jail
							X			X		Summit County	County Jail
		X				X				X		Tooele County	County Jail
							X				X	Uintah County	County Jail
			X				X				X	Utah County	County Jail
	X						X			X		Wasatch County	County Jail
X						X				X		Washington County	County Jail
6	16	6	37	4	2	23	36	5	2	37	21	Weber County	County Jail
	X					X				X		Washington	
	X					X				X		Adams County	County Jail
	X					X				X		Asotin County	Clarkston City Jail
		X				X				X		Benton County	County Jail
X						X				X			Kennewick City Jail
						X				X		Chelan County	Richland City Jail
X						X				X			County Jail
						X				X			Chelan City Jail
X						X				X		Clallam County	Wenatchee City Jail
		X				X				X			County Corr. Facility
						X				X		Clark County	Forks City Jail
						X				X			County Jail
						X				X			Vancouver City Jail
	X					X				X		Columbia County	County Jail
	X					X				X		Cowlitz County	County Jail
	X					X				X		Ferry County	County Jail
	X					X				X		Franklin County	County Jail
	X					X				X		Grant County	County Jail
						X				X		Grays Harbor County	County Jail
						X				X			Aberdeen City Jail
						X				X			Hoquiam City Jail
						X				X		Island County	County Jail
X				X		X				X			Oak Harbor City Jail
						X				X		Jefferson County	County Jail
		X				X				X		King County	Malin Jail
						X				X			No. Rehabilitation Fac.
						X				X			Auburn City Jail
						X				X			Enumclaw City Jail
						X				X			Issaquah City Jail
						X				X			Kent City Jail
						X				X			Kirkland City Jail
						X				X			Renton City Jail
						X				X		Kitsap County	County Jail
						X				X			Bramerton City Jail
	X					X				X		Kittitas County	County Jail
	X					X				X		Klickitat County	County Jail
	X					X				X		Lewis County	County Jail
	X					X				X		Lincoln County	County Jail
	X					X				X		Mason County	County Jail
	X					X				X		Okanogan County	County Jail
						X				X			Oroville City Jail
						X				X		Pacific County	County Jail
						X				X		Pend Oreille County	County Jail
						X				X		Pierce County	County Jail
		X				X				X			Buckley City Jail
		X				X				X			Puyallup City Jail
						X				X			Summer City Jail
						X				X		Skagit County	County Jail
						X				X			Anacortes City Jail
X						X				X			Mount Vernon City Jail
						X				X		Skamania County	County Jail
						X				X		Snohomish County	County Jail
						X				X			Lynnwood City Jail
						X				X		Spokane County	Geiger Comm. Corr. Cente
						X				X			County Jail
	X					X				X		Stevens County	County Jail
						X				X		Thurston County	County Jail
						X				X			Olympia City Jail
						X				X		Wahkiakum County	County Jail
X						X				X		Walla Walla County	County Jail
X						X				X			Walla Walla City Jail
X						X				X		Whatcom County	County Jail
						X				X		Whitman County	County Jail
						X				X		Yakima County	County Jail
						X				X			Toppenish City Jail
						X				X			Wapato City Jail
3	2	5	16			14	12		1	20	5	Wyoming	
		X				X				X		Albany County	County Jail
X						X				X		Big Horn County	County Jail
						X				X		Campbell County	County Jail
						X				X		Carbon County	County Jail
						X				X		Converse County	County Jail
						X				X		Crook County	County Jail
						X				X		Fremont County	County Jail
						X				X			Riverton City Jail
						X				X		Goshen County	County Jail
	X					X				X		Hot Springs County	Co. Detention Center
						X				X		Johnson County	County Jail
						X				X		Laramie County	County Jail
						X				X			Cheyenne City Jail
X						X				X		Lincoln County	County Jail
						X				X		Natrona County	County Jail
						X				X		Niobrara County	County Jail
						X				X		Park County	County Jail
						X				X			Power City Jail
						X				X		Platte County	County Jail

Table 18. Jails with medical facilities and personnel—Con.

[X indicates YES or NO. State total is sum of X's]

Name of county	Name of jail	Medical facilities available						Personnel available			
		Infirmery with beds	Infirmery with no beds	Detoxification unit	Psychiatric unit	Other	None	Doctors			
								Daily	Less than daily	On call	Never
Wyoming—Con.											
Sheridan County	County Jail.....	-	-	-	-	-	X	-	-	X	-
Sublette County	County Jail.....	-	-	-	-	-	X	-	-	X	-
Sweetwater County	County Jail.....	X	-	-	-	-	-	-	-	X	-
Teton County	County Jail.....	-	-	-	-	-	X	-	-	-	X
Uinta County	County Jail.....	-	-	-	-	-	X	-	-	-	X
Washakie County	Worland City Jail.....	-	-	-	-	-	X	-	-	X	-
Weston County	County Jail.....	-	-	-	-	-	X	-	-	-	X

- Represents zero or rounds to zero.

Personnel available-- Con.												Name of county	Name of jail		
Nurses				Paramedics				Mental health							
Daily	Less than daily	On call	Never	Daily	Less than daily	On call	Never	Daily	Less than daily	On call	Never				
X	-	-	-	-	-	X	-	-	-	-	X	-	-	Sheridan County	County Jail
-	-	-	X	-	-	X	-	-	-	-	X	-	-	Sublette County	County Jail
-	-	X	-	-	-	X	-	-	-	-	X	-	-	Sweetwater County	County Jail
-	X	-	-	-	-	X	-	-	-	-	X	-	-	Teton County	County Jail
-	-	-	X	-	-	-	X	-	-	-	-	-	-	Uinta County	County Jail
-	-	-	X	-	-	X	-	-	-	-	X	-	-	Washakie County	Worland City Jail
-	-	-	X	-	-	-	X	-	-	-	-	-	-	Weston County	County Jail

Name of agency reporting DATA SUPPLIED BY Name Title Official address (Number and street, city, State, ZIP code) Telephone Area code Number Extension	FORM C.J-3 (3-1-83) <h2 style="text-align: center;">1983 NATIONAL JAIL CENSUS</h2> U.S. DEPARTMENT OF COMMERCE BUREAU OF THE CENSUS ACTING AS COLLECTING AGENCY FOR BUREAU OF JUSTICE STATISTICS U.S. DEPARTMENT OF JUSTICE In correspondence pertaining to this report please refer to this number 6 0
RETURN TO Bureau of the Census 1201 East Tenth Street Jeffersonville, Indiana 47132	

(Please correct any error in name and address including ZIP code)

FROM THE DIRECTOR
BUREAU OF THE CENSUS

On behalf of the Bureau of Justice Statistics of the Department of Justice, the Bureau of the Census is conducting a census of the Nation's jails. The purpose of the census is to obtain current information on the Nation's jail facilities. This information was last collected from all jails in 1978. The data will be used to assess the needs of the Nation's jails and will be made available to state and local correctional officials and the public.

In order to complete data collection as soon as possible and permit early publication of census results, we will appreciate a prompt response, preferably within 3 weeks. If there are any items on the questionnaire for which answers cannot be readily obtained from available records, please provide reasonable estimates and indicate them with an asterisk (*). If we can be of help in completing the questionnaire, please call the Bureau of the Census on (301) 763-2896.

This report is authorized by the Omnibus Crime Control and Safe Streets Act of 1968, as amended (42 U.S.C. 3732). Although response to this Census is voluntary, your participation is needed to make the results of this census comprehensive, accurate, and timely.

Sincerely,



BRUCE CHAPMAN

Enclosures

INSTRUCTIONS

Please answer all questions for the facility identified on the mailing label. Do not include inmates in affiliated facilities which are physically separate. If there are any items on the questionnaire for which the answer cannot be obtained from available records, reasonable estimates are requested. Simply indicate these estimates with an asterisk (*).

Section I - DEFINITIONS

Juvenile -- For the purposes of this report, a person of juvenile age is still considered a juvenile even though tried as an adult in criminal court.

A **juvenile** is a person subject to the exercise of juvenile court jurisdiction for purposes of adjudication and treatment based on age and offense limitations as defined by State law.

Adult criminal offender -- A person subject to the original jurisdiction of the criminal court rather than the juvenile court because at the time of the offense the person was above a statutory age limit.

For purposes of this report **youthful offenders** should be considered adults. A **youthful offender** is a person adjudicated in criminal court, who may be above the statutory age limit for juveniles but below a specified upper age limit and for whom special correctional commitments and special record-sealing procedures are made available by statute.

C. Is this facility designed for sight and/or sound separation of juveniles from adult inmates? Mark (X) one box.

- 1 No
- 2 Not applicable, juveniles not held
- 3 Sight only
- 4 Sound only
- 5 Both sight and sound

Enter the number of juveniles the facility is designed to hold separately from adults →

Number

D. Is this facility designed for sight and/or sound separation of females from adult male inmates? Mark (X) one box.

- 1 No
- 2 Not applicable, females not held or facility holds only females
- 3 Sight only
- 4 Sound only
- 5 Both sight and sound

Enter the number of females the facility is designed to hold separately from adult males →

Number

Section II - DETENTION AUTHORITY

For which of the following purposes does this facility hold persons? Mark (X) all that apply.

	Adults		Juveniles	
	Males (1)	Females (2)	Males (3)	Females (4)
A. Temporary holding or lockup facility where arrestees are usually detained no longer than 48 hours, excluding holidays and weekends*	<input type="checkbox"/>	<input type="checkbox"/>	<input type="checkbox"/>	<input type="checkbox"/>
B. Detention facility for persons facing local or State criminal charges	<input type="checkbox"/>	<input type="checkbox"/>	<input type="checkbox"/>	<input type="checkbox"/>
C. Detention facility for persons facing federal criminal charges	<input type="checkbox"/>	<input type="checkbox"/>	<input type="checkbox"/>	<input type="checkbox"/>
D. Correctional facility for persons convicted of misdemeanors	<input type="checkbox"/>	<input type="checkbox"/>	<input type="checkbox"/>	<input type="checkbox"/>
E. Correctional facility for persons convicted of felony crimes	<input type="checkbox"/>	<input type="checkbox"/>	<input type="checkbox"/>	<input type="checkbox"/>

*If this facility is used only as a temporary holding or lockup facility, it is unnecessary to complete the remainder of this questionnaire. Please return the questionnaire in the envelope provided.

Census use only

Section III - CAPACITY

A. What is the rated capacity for your facility that is set by State or local correctional authorities?

Rated capacity

B. Are you now under court order to limit the number of inmates you can house?

1 No

2 Yes - What is the maximum number of inmates you are allowed to house?

Number

Section IV - BUILDING /RENOVATION PLANS

A. Is your facility a new one that was constructed or converted to a jail since February 15, 1978?

- 1 No (Skip to B)
- 2 Yes - Please indicate the year it opened as a jail →

Year	Census use only
19__	

B. Are there any definite plans to open a new jail or to renovate the existing space between now and June 30, 1987? Include all plans which have received final administrative approval, even though the necessary funds may not yet have been committed.

- 1 No
- 2 Don't know
- 3 Yes - Complete 1 through 6 below

*Skip to Section V

Type of change planned (a)	Anticipated year of opening or change (b)	Number of beds in new jail or to be added/removed from existing jail (c)	Cost per bed for new jail or cost per bed added to existing space (d)
1. Build or acquire a new jail	19__		\$
2. Renovation or addition with increase in capacity	19__		\$
3. Renovate part of facility with decrease in capacity	19__		
4. Close part of facility with decrease in capacity	19__		
5. Renovate with no change in capacity	19__		
6. Close entire facility	19__		

Section V -- INMATE POPULATION					
A. Inmate population at this facility on June 30, 1983					
NOTE: If the count for June 30, 1983 is not available, please provide today's count. Please mark estimates with an asterisk (*).					
	TOTAL	Adults		Juveniles <small>(See definition of juveniles)</small>	
	(1)	Males (2)	Females (3)	Males (4)	Females (5)
1. Total inmates in facility on June 30, 1983 <small>(Should equal sum of 2a through 2f)</small>					
2. What was the number of inmates in the facility on June 30, 1983, in each of the following categories?					
a. Awaiting arraignment/trial or being tried at this time ¹					
b. Convicted and awaiting sentence ²					
c. Serving sentence (whether appealing or not) ²					
d. Technical probation or parole violators only, with no new charges ³					
e. Juveniles housed for juvenile authorities (i.e., runaways, awaiting transfer to juvenile facility, etc.)					
f. Other -- Specify					
¹ Include bad jumpers and escapees, whether convicted or unconvicted, returned with new charges for which they have not been convicted. For multiple offenders, any inmate with more than one current offense should be considered as unconvicted only if unconvicted for all offenses. ² Include convicted bad jumpers and escapees returned, who have no new charges. ³ Technical violators only, those who have been charged with another crime while on probation or parole should be reported under 2a above, if they have not been convicted of the new charge, under 2b above, if they are convicted of and awaiting sentence on the new charge, or under 2c above, if they are convicted of and serving sentence on the new charge.					
B. Inmates held for Federal, State, and other local authorities on June 30, 1983					
	Federal		State (c)	Other counties or cities (d)	
	Illegal aliens (a)	Other (b)			
1. Of the total number of inmates reported in Item A how many were being held for Federal, State, and other local authorities? <small>(Should equal sum of 2a and 2b(1) and (2) below)</small>					
2. Of those prisoners being held for Federal, State, and other local authorities, how many were --					
a. Being held as a direct result of overcrowding in Federal, State, and other local institutions? <small>(That is, inmates serving a sentence or in an indefinite status pending availability of space in another institution?)</small>					
b. Being held for other reasons:					
(1) Whose early transfer is anticipated upon completion of necessary arrangements such as paperwork or transportation					
(2) Other (i.e., trustees, security reasons, or special programs)					
C. Average daily population					
<i>Estimates are acceptable and should be indicated with an asterisk (*).</i>					
	TOTAL	Adults		Juveniles	
	(a)	Males (b)	Females (c)	Males (d)	Females (e)
1. What is the average daily population for your facility for the year ending June 30, 1983?					
<small>Census use only</small>					
2. Is your average daily population on weekends larger or smaller than during the week?				<small>Weekend average daily population</small>	
<input type="checkbox"/> No (Skip to D) <input type="checkbox"/> Yes -- Give the typical weekend average daily population ----->					
D. Population movement					
Please indicate the population movement for your facility during the annual period July 1, 1982 to June 30, 1983.					
<i>Estimates are acceptable and should be indicated with an asterisk (*).</i>					
	TOTAL (a)	Adult (See definition of juveniles)		Juveniles (See definition of juveniles)	
		Males (b)	Females (c)	Males (d)	Females (e)
1. Persons admitted to facility					
2. Persons discharged or transferred out of facility					
E. Inmate deaths					
Please report the number of inmates who died while confined in this facility for the period July 1, 1982 to June 30, 1983.					
	TOTAL (a)	Adult		Juveniles (See definition of juveniles)	
		Males (b)	Females (c)	Males (d)	Females (e)
1. Illness/natural causes					
2. Suicide					
3. Homicide by other inmate					
4. Homicide -- other					
5. Other deaths					
Section VI -- PROGRAMS					
A. Do you have a daily work-release program in your facility?					
<input type="checkbox"/> No (Skip to B) <input type="checkbox"/> Yes -- How many inmates are now participating in the work-release program?					
<small>Number</small>					
				<small>Males</small>	<small>Females</small>
B. Is there a separate facility for work release in another location?					
<input type="checkbox"/> No (Skip to C) <input type="checkbox"/> Yes -- Please give the name, address, and telephone number of each such facility in the comments section at the end of the questionnaire.					
C. Does your facility have a weekend sentence program?					
<input type="checkbox"/> No (Skip to Section VII) <input type="checkbox"/> Yes -- On a typical weekend, how many persons are usually serving a weekend sentence?					
<small>Number</small>					
				<small>Males</small>	<small>Females</small>
Section VII -- CONFINEMENT SPACE					
The figures displayed in "A" were reported by your jail in the 1978 National Jail Census. Please check these figures to see if they remain an accurate description of the confinement space in your facility. If the figures are accurate, simply transfer them to the table in part "B" below and provide the additional information in columns 5, 6, 7, and 8 for each type of unit identified. If changes are necessary, please make any corrections, additions or deletions in part "B". Confinement space for your jail should be reflected as it now exists in part "B".					

Section VIII — PERSONNEL

Report all personnel who are working in the jail for the 24 hour period of June 30, 1983. (If not available for this day, provide for the same day for which inmates are reported in Section VA.)

Count each staff member only once — in the position that person primarily fills.

Payroll staff — Full-time and part-time staff on the payroll of this facility.

Nonpayroll staff — Full-time and part-time staff who are NOT on the payroll of this facility; also include personnel paid under contractual agreements or Federal grants, and college interns who receive class credit for their work at the facility. (Exclude community volunteers.)

Community volunteers — Full-time and part-time personnel who receive NO compensation of any type, such as salaries, payments, or class credit, for their services at the facility.

	Number					
	Payroll staff		Nonpayroll staff (Exclude community volunteers)		Community volunteers	
	Full-time (1)	Part-time (2)	Full-time (3)	Part-time (4)	Full-time (5)	Part-time (6)
A. Total staff on June 30, 1983 (Sum of lines B through G)						
B. Administration — Chief Jailer (or Sheriff or Chief of Police), and/or assistants who work at the jail full or part time in an administrative capacity						
C. Correctional officers — guards, jailers, etc.						
D. Clerical and maintenance personnel — typists, secretaries, janitors, cooks, grounds keepers, etc.						
E. Educational — academic teachers, vocational teachers, etc.						
F. Professional and technical — psychiatrists, psychologists, social workers, counselors, medical doctors, nurses, paramedics, etc.						
G. Other — Specify						

Section IX — EXPENDITURES

Date are requested for the fiscal year that ended between July 1, 1982 and June 30, 1983 (e.g., if your fiscal year ends December 31, report expenditure data for the year that ended December 31, 1982).

	Beginning			Ending		
	Month	Day	Year	Month	Day	Year
Please indicate in the boxes to the right the fiscal year covered by this report.						

Please indicate in the boxes to the right the fiscal year covered by this report.

A. Operating expenditures

Report for those actually working in the jail. Prorate salaries for those who rotate duties outside the jail (i.e., patrol and court duties).

	Amount (Omit cents)
1. Gross salaries and wages, including employer contributions to employee benefits	\$
If employer contributions to employee benefits are not included in the amount above, estimate what percentage of gross salaries would have to be added to include them (for example another 5% or another 15%).	%
2. Other operating expenditures, such as the purchase of food, supplies, and contractual services	\$
B. Capital expenditures	
1. Construction costs including new buildings, major repairs, or improvements	\$
2. Equipment	\$
3. Other (i.e., purchase of land, etc.)	\$

Section X — HEALTH AND SAFETY

A. What kinds of screening or assessments are made of inmates upon admission into your facility? Mark (X) all that apply.

	Unsentenced inmates (a)	Sentenced inmates (b)
1. None (Skip to B)	1 <input type="checkbox"/>	1 <input type="checkbox"/>
2. Physical health	1 <input type="checkbox"/>	1 <input type="checkbox"/>
3. Mental health	1 <input type="checkbox"/>	1 <input type="checkbox"/>
4. Suicide potential	1 <input type="checkbox"/>	1 <input type="checkbox"/>
5. Alcohol intoxication	1 <input type="checkbox"/>	1 <input type="checkbox"/>
6. Drug influence/consumption	1 <input type="checkbox"/>	1 <input type="checkbox"/>
7. Other screening — Specify	1 <input type="checkbox"/>	1 <input type="checkbox"/>

B. Of the persons admitted to your institution, indicate those that are given a medical physical examination.

	Unsentenced inmates (a)	Sentenced inmates (b)
1. None (Skip to C)	1 <input type="checkbox"/>	1 <input type="checkbox"/>
2. All (conducted here or elsewhere)	1 <input type="checkbox"/>	1 <input type="checkbox"/>
3. Only obviously sick	1 <input type="checkbox"/>	1 <input type="checkbox"/>
4. Other — Specify	1 <input type="checkbox"/>	1 <input type="checkbox"/>
5. Laboratory tests included in admission physical. (Mark (X) all that apply.)		
a. Urine sample taken	1 <input type="checkbox"/>	1 <input type="checkbox"/>
b. Blood sample taken	1 <input type="checkbox"/>	1 <input type="checkbox"/>
c. Chest X-ray given	1 <input type="checkbox"/>	1 <input type="checkbox"/>

C. Mark (X) the appropriate boxes if this facility routinely provides inmates with exercise activities for AT LEAST 1 HOUR A DAY outside their sleeping quarters.

	Unsentenced inmates (a)	Sentenced inmates (b)
1. None (Skip to D)	1 <input type="checkbox"/>	1 <input type="checkbox"/>
2. Indoors only	1 <input type="checkbox"/>	1 <input type="checkbox"/>
3. Outdoors only	1 <input type="checkbox"/>	1 <input type="checkbox"/>
4. Both indoors and outdoors	1 <input type="checkbox"/>	1 <input type="checkbox"/>

D. What medical facilities are available in the jail? Mark (X) all that apply.

- 1 None (Skip to E)
- 2 Infirmary — without beds for overnight stay
- 3 Infirmary — with beds for overnight stay
- 4 Detoxification unit
- 5 Psychiatric unit
- 6 Other — Specify

E. Typically, how often are the following personnel available within the jail? Mark (X) the appropriate box(es).

Availability (a)	Doctor(s) (b)	Nurse(s) (c)	Paramedic(s) (d)	Mental health personnel (psychiatric social worker, psychologist, etc.) (e)
1. Scheduled daily	1 <input type="checkbox"/>	1 <input type="checkbox"/>	1 <input type="checkbox"/>	1 <input type="checkbox"/>
2. Scheduled less than daily	1 <input type="checkbox"/>	1 <input type="checkbox"/>	1 <input type="checkbox"/>	1 <input type="checkbox"/>
3. On call	1 <input type="checkbox"/>	1 <input type="checkbox"/>	1 <input type="checkbox"/>	1 <input type="checkbox"/>
4. Never — inmates sent to hospital emergency room.	1 <input type="checkbox"/>	1 <input type="checkbox"/>	1 <input type="checkbox"/>	1 <input type="checkbox"/>

F. Please indicate the number of fires in your facility during the Annual Period July 1, 1982 to June 30, 1983, that required assistance from the community fire department.

Number
1 <input type="checkbox"/> No 2 <input type="checkbox"/> Yes

G. Is your facility under court order with respect to general conditions of confinement?

- 1 No 2 Yes

H. Is your facility a regional jail serving two or more counties? Please give the names of the other counties you serve below.

- 1 No 2 Yes

Comments

A. Figures previously reported

Identification of housing area (1)	Rated capacity of ONE confinement unit (2)		Number of confinement units (3)	Floor space of ONE confinement unit (4)
		Not rated		
				sq. ft.
				sq. ft.
				sq. ft.
				sq. ft.
				sq. ft.
				sq. ft.
				sq. ft.
				sq. ft.
				sq. ft.
				sq. ft.
				sq. ft.
				sq. ft.
				sq. ft.
				sq. ft.
				sq. ft.
				sq. ft.
				sq. ft.
				sq. ft.
				sq. ft.
				sq. ft.
				sq. ft.

PLEASE READ ALL THE INSTRUCTIONS BEFORE COMPLETING THE TABLE BELOW

Column 1 - Identification of housing area (e.g., C Block, West Wing, etc.) - All areas where inmates spend the night, whether rated or not, include cells, rooms, dormitories, bull pens, holding cells, drunk tanks, infirmaries, segregation units; also include other areas not normally used for confinement such as day rooms, corridors, offices, etc., if they are being used to house inmates.

Column 2 - Rated capacity of ONE confinement unit - For each type of confinement unit (e.g., cell, room, dormitory), please enter the official capacity that is set by State or local correctional authorities. If the confinement unit is not included in the total rated capacity of this facility, enter the number of beds and mark the not rated box.

Column 3 - Number of confinement units - For each type of housing area listed in column 1, please enter the number of units. (The figures entered in this column multiplied by the figures in column 2, rated capacity, should equal the total rated capacity for each type of housing area.)

Column 4 - Average floor space of ONE confinement unit - For each type of confinement unit, please enter the number of square feet of floor space based on the interior measures. The floor space of larger confinement units, such as dormitories, should be based on the interior measure of the unit excluding areas devoted to bathing, program space, recreation space, office space, etc. For cell blocks report the average size of one cell (e.g., 6 x 9 = 54 sq. ft.).

Column 5 - Average number of hours per day confined to unit - For each type of housing area, please enter the average number of hours per day that inmates are not allowed to leave their confinement units.

Column 6 - Confinement unit use - For each type of housing area, please enter one of the following numerical codes:
 1 - General housing unit 6 - Public inebriates unit
 2 - Protective custody unit 7 - Mentally ill unit
 3 - Administrative segregation unit 8, 9, etc. - Other confinement unit uses (Define meanings in "Notes" section below.)
 4 - Disciplinary action unit
 5 - Sick or injured inmates unit

Column 7 - Types of inmates held - For each type of housing area please mark (X) all types of inmates that can be held.

Column 8 - Number of inmates TODAY - For each type of housing area, please enter the number of inmates held today. Inmates should be counted only once - where they spent the previous night, or where a bed is reserved for them in the case of temporary absence. Do not include inmates who are on escape or AWOL.

Item 9 - Total number of inmates today - Please add the entries in column 8 and enter here. This figure should be equal to the number in the official count given in Section V, part A. If not, please explain in the "Notes" section below.

B. Current Information

Identification of housing area (1)	Rated capacity of ONE confinement unit (2)		Number of confinement units (3)	Average floor space of ONE confinement unit of each size (e.g., 6 x 9 = 54 sq. ft.) (4)	Average number of hours per day confined to unit (5)	Confinement unit use (6)	Types of inmates held (7)					Number of inmates held today (8)
		Not rated					Adult	Juvenile	Male	Females	Sentenced	
LN 1				sq. ft.	hrs.							
LN 2				sq. ft.	hrs.							
LN 3				sq. ft.	hrs.							
LN 4				sq. ft.	hrs.							
LN 5				sq. ft.	hrs.							
LN 6				sq. ft.	hrs.							
LN 7				sq. ft.	hrs.							
LN 8				sq. ft.	hrs.							
LN 9				sq. ft.	hrs.							
LN 10				sq. ft.	hrs.							
LN 11				sq. ft.	hrs.							
LN 12				sq. ft.	hrs.							
LN 13				sq. ft.	hrs.							
LN 14				sq. ft.	hrs.							
LN 15				sq. ft.	hrs.							
LN 16				sq. ft.	hrs.							
LN 17				sq. ft.	hrs.							
LN 18				sq. ft.	hrs.							
LN 19				sq. ft.	hrs.							
LN 20				sq. ft.	hrs.							
B. TOTAL NUMBER OF INMATES TODAY →												

A Complete Picture of Crime in the United States

Report to the Nation on Crime and Justice on Slides!

Now you can take data from *Report to the Nation* on the road. The Bureau of Justice Statistics (BJS) has converted the book's charts, maps, and graphs to slides. The slides are designed for showing at public and community forums, conferences, and in classrooms and training academies.

More than 125 slides present a statistical portrait of crime and justice in the United States. Each slide is coded for ready reference to the full text

YES! Send me the slide presentation of the *Report to the Nation on Crime and Justice*—a **comprehensive overview of crime and the criminal justice system.**

My User Identification Number is _____
(you will find your number on the mailing label
affixed to this Report.)

Method of Payment

Payment of \$30 enclosed check money order
(Make payable to NCJRS)

Please bill my:

NCJRS Deposit Account

VISA MasterCard

_____ Exp. date _____

Signature _____

Government Purchase Order

_____ (Add \$1.95 for processing)

Ship to:

Name: _____

Organization: _____

Address: _____

City, State, ZIP: _____

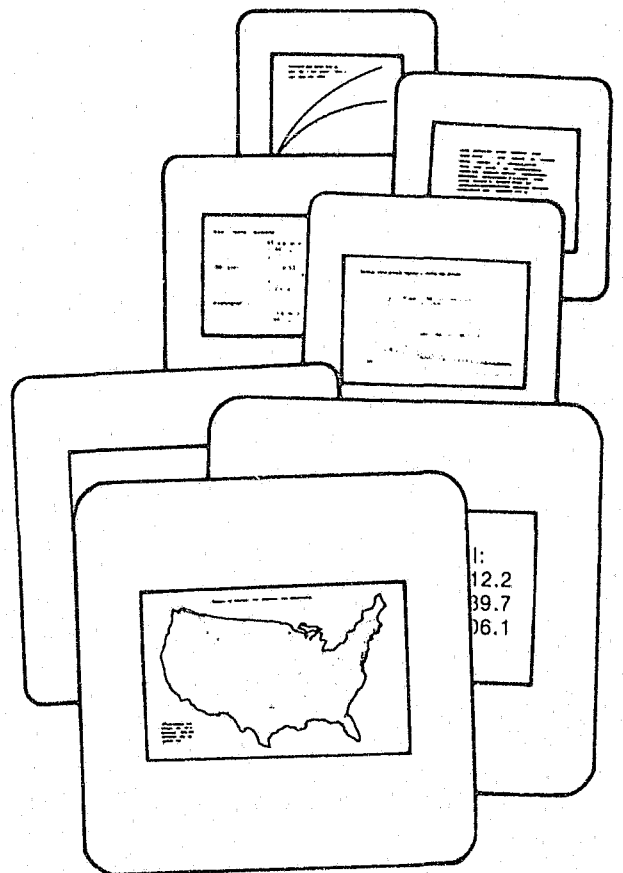
Telephone: (____) _____

of the second and most current edition of the *Report*, so a full presentation can be easily created.

Slide topics highlight criminal justice issues of the 1980s—How much crime is there? Who does it strike? When? Where? Who is the typical offender? What happens to convicted criminals? What are the costs of justice? Who pays?

The slides span the gap between researchers and the people who need answers about crime.

ORDER TODAY! Just fill in and return this form with payment to: Justice Statistics Clearinghouse, Department F-AHY, Box 6000, Rockville, MD 20850.



Bureau of Justice Statistics reports

(revised November 1988)

Call toll-free 800-732-3277 (local 301-251-5500) to order BJS reports, to be added to one of the BJS mailing lists, or to speak to a reference specialist in statistics at the Justice Statistics Clearinghouse, National Criminal Justice Reference Service, Box 6000, Rockville, MD 20850.

BJS maintains the following mailing lists:

- Drugs and crime data (new)
- White-collar crime (new)
- National Crime Survey (annual)
- Corrections (annual)
- Juvenile corrections (annual)
- Courts (annual)
- Privacy and security of criminal history information and information policy
- Federal statistics (annual)
- BJS bulletins and special reports (approximately twice a month)
- Sourcebook of Criminal Justice Statistics (annual)

Single copies of reports are free; use NCJ number to order. Postage and handling are charged for bulk orders of single reports. For single copies of multiple titles, up to 10 titles are free; 11-40 titles \$10; more than 40, \$20; libraries call for special rates.

Public-use tapes of BJS data sets and other criminal justice data are available from the Criminal Justice Archive and Information Network, P.O. Box 1248, Ann Arbor, MI 48106 (313-763-5010).

National Crime Survey

Criminal victimization in the U.S.:

- 1986 (final report), NCJ-111456, 9/88
- 1985 (final report), NCJ-104273, 5/87
- 1984 (final report), NCJ-100435, 5/86
- 1983 (final report), NCJ-96459, 10/85

BJS special reports:

- Motor vehicle theft, NCJ-109978, 3/88
- Elderly victims, NCJ-107675, 11/87
- Violent crime trends, NCJ-107217, 11/87
- Robbery victims, NCJ-104638, 4/87
- Violent crime by strangers and nonstrangers, NCJ-103702, 1/87
- Preventing domestic violence against women, NCJ-102037, 8/86
- Crime prevention measures, NCJ-100438, 3/86
- The use of weapons in committing crimes, NCJ-99643, 1/86
- Reporting crimes to the police, NCJ-99432, 12/85
- Locating city, suburban, and rural crime, NCJ-99535, 12/85
- The risk of violent crime, NCJ-97119, 5/85
- The economic cost of crime to victims, NCJ-93450, 4/84
- Family violence, NCJ-93449, 4/84

BJS bulletins:

- Criminal victimization 1987, NCJ-113587, 10/88
- Households touched by crime, 1987, NCJ-111240, 5/88
- The crime of rape, NCJ-96777, 3/85
- Household burglary, NCJ-96021, 1/85
- Violent crime by strangers, NCJ-80829, 4/82
- Crime and the elderly, NCJ-79614, 1/82
- Measuring crime, NCJ-75710, 2/81
- The seasonality of crime victimization, NCJ-111033, 6/88
- Series crimes: Report of a field test (BJS technical report), NCJ-104615, 4/87
- Crime and older Americans information package, NCJ-104569, \$10, 5/87
- Lifetime likelihood of victimization, (BJS technical report), NCJ-104274, 3/87
- Teenage victims, NCJ-103138, 12/86

Response to screening questions in the National Crime Survey (BJS technical report), NCJ-97624, 7/85

Victimization and fear of crime: World perspectives, NCJ-93872, 1/85

The National Crime Survey: Working papers, vol. I: Current and historical perspectives, NCJ-75374, 8/82

vol. II: Methodological studies, NCJ-90307, 12/84

Corrections

BJS bulletins and special reports:

- Capital punishment 1987, NCJ-111939, 7/88
- Drug use and crime: State prison inmate survey, 1986, NCJ-111940, 7/88
- Prisoners in 1987, NCJ-110331, 4/88
- Timed served in prison and on parole 1984, NCJ-108544, 1/88
- Profile of State prison inmates, 1986, NCJ-109926, 1/88
- Imprisonment in four countries, NCJ-103967, 2/87
- Population density in State prisons, NCJ-103204, 12/86
- State and Federal prisoners, 1925-85, 102494, 11/86
- Prison admissions and releases, 1983, NCJ-100582, 3/86
- Examining recidivism, NCJ-96501, 2/85
- Returning to prison, NCJ-95700, 11/84
- Time served in prison, NCJ-93924, 6/84

Historical statistics on prisoners in State and Federal institutions, yearend 1925-86, NCJ-111098, 6/88

Correctional populations in the U.S., 1985, NCJ-103957, 2/86

1984 census of State adult correctional facilities, NCJ-105585, 7/87

Historical corrections statistics in the U.S., 1850-1984, NCJ-102529, 4/87

1979 survey of inmates of State correctional facilities and 1979 census of State correctional facilities:

BJS special reports:

- The prevalence of imprisonment, NCJ-93657, 7/85
- Career patterns in crime, NCJ-88672, 6/83

BJS bulletins:

- Prisoners and drugs, NCJ-87575, 3/83
- Prisoners and alcohol, NCJ-86223, 1/83
- Prisons and prisoners, NCJ-80697, 2/82
- Veterans in prison, NCJ-79232, 11/81

Census of jails and survey of jail inmates:

BJS bulletins and special reports:

- Drunk driving, NCJ-109945, 2/88
- Jail inmates, 1986, NCJ-107123, 10/87
- The 1983 jail census, NCJ-95536, 11/84

Census of local jails, 1983: Data for individual jails, vols. I-IV, Northeast, Midwest, South, West, NCJ-112796-9; vol. V, Selected findings, methodology, summary tables, NCJ-112795, 11/88

Our crowded jails: A national plight, NCJ-111846, 8/88

Jail inmates, 1985, NCJ-105586, 7/87

Profile of jail inmates, 1978, NCJ-65412, 2/81

Parole and probation

BJS bulletins:

- Probation and parole: 1987, NCJ-113948, 11/88
- 1986, NCJ-108012, 12/87
- 1985, NCJ-103683, 1/87
- Setting prison terms, NCJ-76218, 8/83

BJS special reports:

- Time served in prison and on parole, 1984, NCJ-108544, 1/88
- Recidivism of young parolees, NCJ-104916, 5/87

Parole in the U.S., 1980 and 1981, NCJ-87387, 3/86

Characteristics of persons entering parole during 1978 and 1979, NCJ-87243, 5/83

Children in custody

Census of public and private juvenile detention, correctional, and shelter facilities, 1975-85, NCJ-114065, 12/88

Survey of youth in custody, 1987 (special report), NCJ-113365, 9/88

Public juvenile facilities, 1985 (bulletin), NCJ-102457, 10/86

1982-83 census of juvenile detention and correctional facilities, NCJ-101686, 9/86

Expenditure and employment

BJS bulletins:

- Justice expenditure and employment: 1985, NCJ-104460, 3/87
- 1983, NCJ-101776, 7/86
- 1982, NCJ-98327, 8/85

Justice expenditure and employment: Extracts, 1982 and 1983, NCJ-106629, 8/88

Extracts, 1980 and 1981, NCJ-96007, 6/85

1971-79, NCJ-92596, 11/84

Courts

BJS bulletins:

- Criminal defense for the poor, 1986, NCJ-112919, 9/88
- State felony courts and felony laws, NCJ-106273, 8/87
- The growth of appeals: 1973-83 trends, NCJ-96381, 2/85
- Case filings in State courts 1983, NCJ-95111, 10/84

BJS special reports:

- Felony case-processing time, NCJ-101985, 8/86
- Felony sentencing in 18 local jurisdictions, NCJ-97681, 6/85
- The prevalence of guilty pleas, NCJ-96018, 12/84
- Sentencing practices in 13 States, NCJ-95399, 10/84
- Sentencing outcomes in 28 felony courts, NCJ-105743, 8/87
- National criminal defense systems study, NCJ-94702, 10/86

The prosecution of felony arrests:

- 1982, NCJ-106990, 5/88
- 1981, NCJ-101380, 9/86, \$7.60

Felony laws of the 50 States and the District of Columbia, 1986, NCJ-105066, 2/88, \$14.70

State court model statistical dictionary, Supplement, NCJ-98326, 9/85

1st edition, NCJ-62320, 9/80

Privacy and security

Compendium of State privacy and security legislation: 1987 overview, NCJ-111097, 9/88

1987 full report (1,497 pages, microfiche only), NCJ-113021, 9/88

Criminal justice information policy: Public access to criminal history record information, NCJ-111458, 11/88

Juvenile records and recordkeeping systems, NCJ-112815, 11/88

Automated fingerprint identification systems: Technology and policy issues, NCJ-104342, 4/87

Criminal justice "hot" files, NCJ-101850, 12/86

Crime control and criminal records (BJS special report), NCJ-99176, 10/85

State criminal records repositories (BJS technical report), NCJ-99017, 10/85

Data quality of criminal history records, NCJ-98079, 10/85

Intelligence and investigative records, NCJ-95787, 4/85

Victim/witness legislation: An overview, NCJ-94365, 12/84

Proceedings of BJS/SEARCH conference: Open vs. confidential records, NCJ-113560, 11/88

Data quality policies and procedures, NCJ-101849, 12/86

Information policy and crime control strategies, NCJ-93926, 10/84

Computer crime

BJS special reports:

- Electronic fund transfer fraud, NCJ-96666, 3/85
- Electronic fund transfer and crime, NCJ-92650, 2/84
- Electronic fund transfer systems fraud, NCJ-100461, 4/86
- Computer security techniques, NCJ-84049, 9/82
- Electronic fund transfer systems and crime, NCJ-83736, 9/82
- Expert witness manual, NCJ-77927, 9/81, \$11.50

Federal justice statistics

The Federal civil justice system (BJS bulletin), NCJ-104769, 7/87

Employer perceptions of workplace crime, NCJ-101851, 7/87, \$6

Federal offenses and offenders

BJS special reports:

- Drug law violators, 1980-86, NCJ-111763, 6/88
- Pretrial release and detention: The Bail Reform Act of 1984, NCJ-109929, 2/88
- White-collar crime, NCJ-106876, 9/87
- Pretrial release and misconduct, NCJ-96132, 1/85

BJS bulletins:

- Bank robbery, NCJ-94463, 8/84
- Federal drug law violators, NCJ-92692, 2/84

General

BJS bulletins and special reports:

- Profile of State and local law enforcement agencies, NCJ-113949, 11/88
- International crime rates, NCJ-110776, 5/88
- Tracking offenders, 1984, NCJ-109686, 1/88
- BJS telephone contacts '87, NCJ-102909, 12/86
- Tracking offenders: White-collar crime, NCJ-102867, 11/86
- Police employment and expenditure, NCJ-100117, 2/86
- Tracking offenders: The child victim, NCJ-95785, 12/84
- Sourcebook of criminal justice statistics, 1987, NCJ-111612, 9/88
- Report to the Nation on crime and justice: Second edition, NCJ-105506, 5/88
- Technical appendix, NCJ-112011, 8/88
- Drugs & crime data: Rolodex card, 800-666-3332, 8/88
- Data center & clearinghouse brochure, BC-000092, 2/88
- A guide to BJS data, NCJ-109956, 2/88
- Criminal justice microcomputer guide and software catalog, NCJ-112178, 3/88
- Proceedings of the third workshop on law and justice statistics, NCJ-112230, 7/88
- BJS data report, 1987, NCJ-110643, 5/88
- BJS annual report, fiscal 1987, NCJ-109928, 4/88
- 1986 directory of automated criminal justice information systems, NCJ-102260, 1/87, \$20
- Publications of BJS, 1971-84: A topical bibliography, TB030012, 10/86, \$17.50
- BJS publications: Selected library in microfiche, 1971-84, PRO30012, 10/86, \$203 domestic
- National survey of crime severity, NCJ-96017, 10/85
- Criminal victimization of District of Columbia residents and Capitol Hill employees, 1982-83, NCJ-97982; Summary, NCJ-98567, 9/85
- How to gain access to BJS data (brochure), BC-000022, 9/84

See order form on last page

To be added to any BJS mailing list, please copy or cut out this page, fill in, fold, stamp, and mail to the Justice Statistics Clearinghouse/NCJRS.

Name:

Title:

Organization:

Street or box:

City, State, Zip:

Daytime phone number: ()

Criminal justice interest:

You will receive an annual renewal card. If you do not return it, we must drop you from the mailing list.

To order copies of recent BJS reports, check here and circle items you want to receive on other side of this sheet.

Put your organization and title here if you used home address above:

Please put me on the mailing list for—

- Justice expenditure and employment reports**—annual spending and staffing by Federal/State/local governments and by function (police, courts, etc.)
- White-collar crime**—data on the processing of Federal white-collar crime cases
- Privacy and security of criminal history information and information policy**—new legislation; maintaining and releasing intelligence and investigative records; data quality issues
- Federal statistics**—data describing Federal case processing, from investigation through prosecution, adjudication, and corrections

New!

- Juvenile corrections reports**—juveniles in custody in public and private detention and correctional facilities
- Drugs and crime data**—sentencing and time served by drug offenders, drug use at time of crime by jail inmates and State prisoners, and other quality data on drugs, crime, and law enforcement
- BJS bulletins and special reports**—timely reports of the most current justice data
- Prosecution and adjudication in State courts**—case processing from prosecution through court disposition, State felony laws, felony sentencing, criminal defense

- Corrections reports**—results of sample surveys and censuses of jails, prisons, parole, probation, and other corrections data
- National Crime Survey reports**—the only regular national survey of crime victims
- Sourcebook of Criminal Justice Statistics** (annual)—broad-based data from 150 + sources (400 + tables, 100 + figures, index)
- Send me a form to sign up for **NIJ Reports** (issued free 6 times a year), which abstracts both private and government criminal justice publications and lists conferences and training sessions in the field.

FOLD, SEAL WITH TAPE, AND STAMP

U.S. Department of Justice
Bureau of Justice Statistics
Washington, D.C. 20531

Place
1st-class
stamp
here

Justice Statistics Clearinghouse/NCJRS
U.S. Department of Justice
User Services Department 2
Box 6000
Rockville, MD 20850

Drugs & Crime Data

Data Center &
Clearinghouse for
Drugs & Crime



Illicit drugs— Cultivation to consequences

The worldwide drug business

Cultivation & production
Foreign
Domestic

Distribution
Export
Transshipment
Import into U.S.

Finance
Money laundering
Profits

The fight against drugs

Enforcement
Border interdiction
Investigation
Seizure & forfeiture
Prosecution

Consumption reduction
Prevention
Education
Treatment

Consequences of drug use

Abuse
Addiction
Overdose
Death

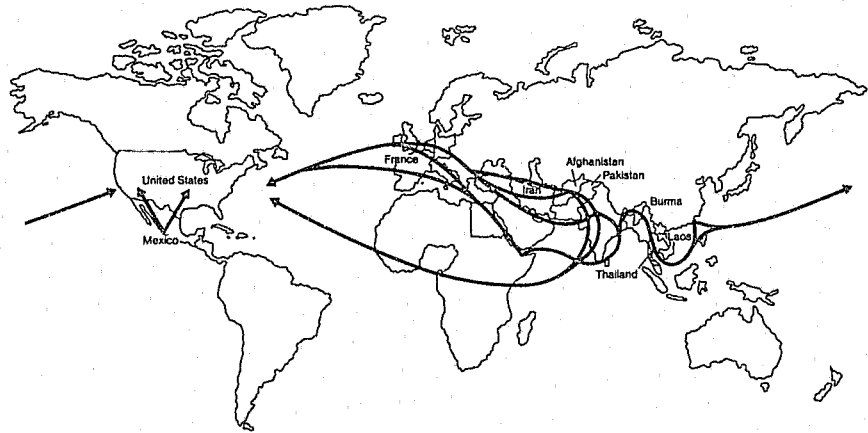
Crime
While on drugs
For drug money
Trafficking

Impact on justice system

Social disruption

The Data Center & Clearinghouse for Drugs & Crime is funded by the Bureau of Justice Assistance and directed by the Bureau of Justice Statistics of the U.S. Department of Justice.

Major heroin smuggling routes into the United States



DEA Quarterly Intelligence Trends

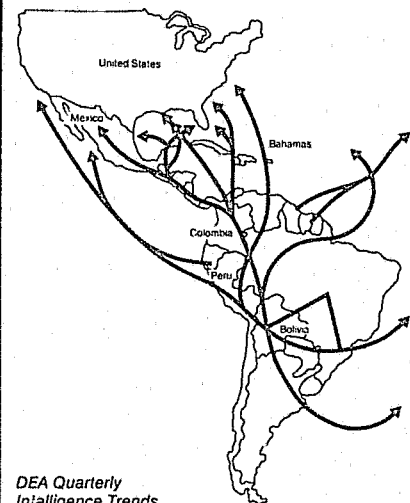
One free phone call can give you access to a growing data base on drugs & crime

The new Data Center & Clearinghouse for Drugs & Crime is managed by the Bureau of Justice Statistics. To serve you, the center will —

- Respond to your requests for drugs and crime data.
- Let you know about new drugs and crime data reports.
- Send you reports on drugs and crime.
- Conduct special bibliographic searches for you on specific drugs and crime topics.
- Refer you to data on epidemiology, prevention, and treatment of substance abuse at the National Clearinghouse for Alcohol and Drug Information of the Alcohol, Drug Abuse, and Mental Health Administration.
- Publish special reports on subjects such as assets forfeiture and seizure, economic costs of drug-related crime, drugs and violence, drug laws of the 50 States, drug abuse and corrections, and innovative law enforcement reactions to drugs and crime.

- Prepare a comprehensive, concise report that will bring together a rich array of data to trace and quantify the full flow of illicit drugs from cultivation to consequences.

Major cocaine smuggling routes into the United States



DEA Quarterly Intelligence Trends

Call now and speak to a specialist in drugs & crime statistics:

1-800-666-3332

Or write to the Data Center & Clearinghouse for Drugs & Crime
1600 Research Boulevard
Rockville, MD 20850