

Dear Reader:

To improve the justice system in the United States, to judge the adequacy of improvements already made, and to respond correctly to changing conditions all require a crucial element—adequate information.



DOJ photo by Craig Crawford

Vital information about the changing institutions and populations comprising our criminal justice system can be found in reports like those highlighted in this **National Update**—reports that further the goals of that system and improve its operation:

- The BJS survey of prosecutors in State courts in 1990 finds that 93% of the chief prosecutors report regularly notifying victims about case outcomes. A similar survey in 1974 found 35% of the prosecutors regularly informing victims. According to measures from these and other data, prosecutors are responding more fully to victims' needs.
- The BJS survey of State and local police departments and sheriffs' departments in 1990 finds that law enforcement agencies invest appreciable time and resources in officer training. A police recruit in a city of 100,000 or more, for example, completes on average over 6 months of full-time training. The overall findings from the survey suggest that the 800,000 men and women working in law enforcement are becoming better equipped and prepared professionals.
- The BJS survey of inmates in local jails in 1989 provides thought-provoking statistics about women in jails. Over 33% of the women were in jail for drug offenses vs. 13% in 1983. Such profiles of incarcerated offenders make clear that crime in our society is related to the presence of illegal drugs.

Other new publications featured in this issue—ranging from the first in a series of discussion papers to publications that address the Attorney General's Program for Improving the Nation's Criminal History Records—provide information that can engender further research or enable further cooperation and progress.

Steven D. Dillingham
Steven D. Dillingham, Ph.D.
Director, Bureau of Justice Statistics

April 1992, Vol. 1, No. 4, NCJ-135722

NCJRS
APR 24 1992
ACQUISITIONS

Contents

Administration Initiatives

- President Bush calls for new investment in fighting street crime 1
- In memoriam: Frank Carrington 1
- Attorney General Barr announces new priorities in combating drugs and crime 2
- Office of Justice Programs to grant \$10 million for local Weed and Seed programs 2

More States Join Attorney General's program to improve criminal history records 3

- Ashton receives AG's Distinguished Service award for supervising CHRI program 3

BJS data at a glance

- Data summaries from BJS series 4

1990 law enforcement statistics published

- Number of sworn officers in State and local police departments up from 1987 to 1990 5
- Sheriffs' departments employ more women, blacks, and Hispanics in 1990 than in 1987 6

Corrections data released

- A large percentage of inmates report their family members have also been incarcerated 7
- More than 1 in 3 women in local jails accused or convicted of drug offenses 8

New adjudication data published

- 95% of State prosecutors report telling victims the outcome of their cases 9
- Nation's largest followup survey of felons on probation finds 43% rearrested for a felony within 3 years 10

BJS Drugs & Crime Data Center & Clearinghouse 11

- New drug data available 12

Bureau of Justice Statistics Clearinghouse

- Eight new reports available 13

Conference activities 15

- Audit training sessions planned 15

Order form 16

This report was prepared by Yvonne Boston, Marilyn Marbrook, Tom Hester, Brian A. Reaves, Allen J. Beck, John M. Dawson, Patrick A. Langan, Tracy L. Snell, Jayne Pugh, Steven K. Smith, Lawrence A. Greenfeld, Sue A. Lindgren, Richard W. Dodge, Kristina Rose, Carolyn Campbell, Janet Rosenbaum, and Anita Timrots.

The Assistant Attorney General is responsible for matters of administration and management with respect to the OJP agencies: the Bureau of Justice Assistance, Bureau of Justice Statistics, National Institute of Justice, Office of Juvenile Justice and Delinquency Prevention, and Office for Victims of Crime. The Assistant Attorney General establishes policies and priorities consistent with the statutory purposes of the OJP agencies and the priorities of the Department of Justice.

Crime Victims
Rights Week, 1992
April 26-May 2

President Bush calls for "renewed investment in fighting violent street crime"

In his State of the Union speech January 28, President Bush called upon the Nation to direct its attention and efforts to combating crime. The President said, "We must do something about crime and drugs...it is time for a major, renewed investment in fighting violent street crime. It saps our strength and hurts our faith in society, and in our future together.

"Surely a tired woman on her way to work at 6 in the morning on a subway deserves the right to get there safely. Surely it's true that everyone who changes his or her life because of crime — from those afraid to go out at night to those afraid to walk in the parks they pay for — surely these people have been denied a basic civil right.

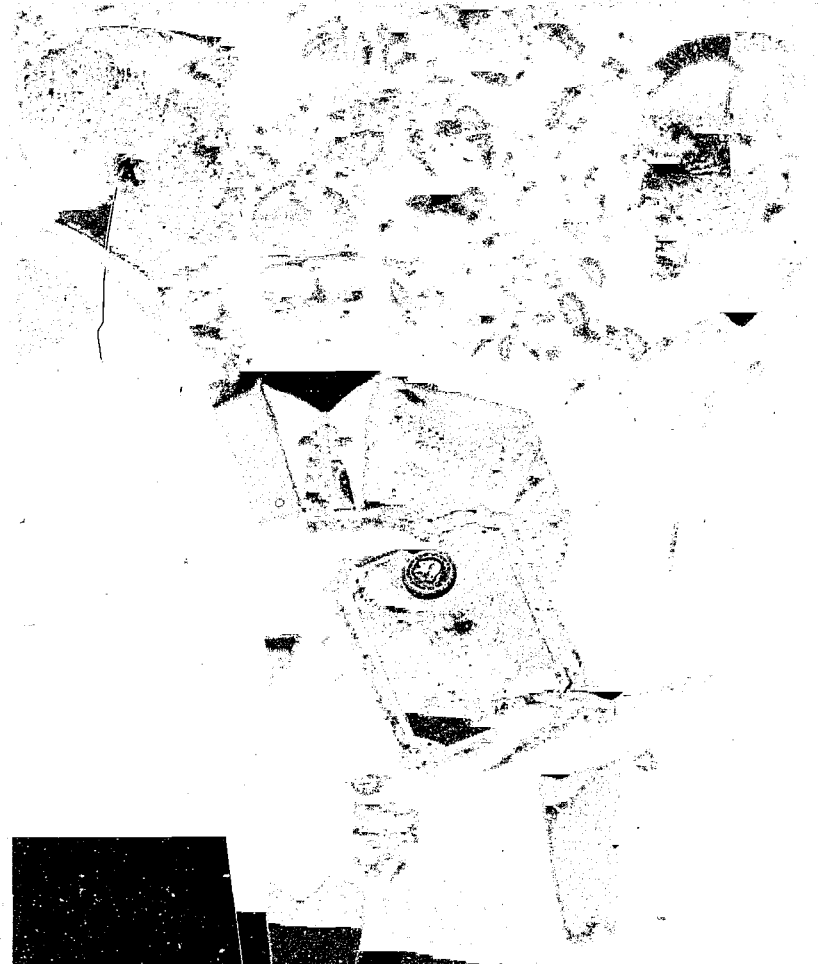
"It is time to restore it."

In support of this priority, BJS provides statistical data to measure the extent of street crime, as well as responses to it. BJS information about criminal justice agency resources and BJS analyses of their responses to violent crime assist in determining the most effective approaches.

In memoriam: Frank Carrington

Frank Carrington, an advocate for crime victims, died January 2 at his home in Virginia Beach, Va. Carrington had helped secure passage of the Federal Students' Right to Know and Campus Security Act of 1990 requiring federally funded colleges to inform students, parents, and applicants about violent crime on campus. He also provided legal opinions and research to campus crime victims and promoted the use of victim impact statements in criminal trials.

"Frank Carrington was known, respected, and loved by countless people whose lives have been affected by crime and violence," said close friend and colleague Dr. Jane N. Burnley, Deputy Director of Childhelp USA. "He had a vision of how victims should be treated, and he acted on this vision. The full effects of his pioneering work will be seen for decades to come. His work and his spirit benefit victims of crime across this Nation." Dr. Burnley worked with Carrington on various victims' issues and projects while she served as Director of the



White House photograph by David Valdez

Frank Carrington receives award for service to crime victims from President George Bush in a ceremony in the White House Rose Garden in April 1991.

Office for Victims of Crime, Office of Justice Programs, U.S. Department of Justice.

Carrington, an attorney and a former police officer and Treasury agent, wrote *Victims, The Defenseless Society*, a book that called attention to the plight of victims in 1975. A founder of the Victims Assistance Legal Organization, he directed both the Crime Victims' Litigation Project of the National Victim Center and the Coalition of Victims' Attorneys and Consultants, a clearinghouse of legal information and a provider of support to those pursuing victim-related legislation. He chaired President Reagan's Task Force on Victims of Crime in 1980 and 1981, which laid the groundwork for Federal laws defining the rights of victims and protection of witnesses.

Attorney General announces new priorities, resources, and initiatives in combating drugs and crime

In addition to the continuing commitment of the Department of Justice to all areas of law enforcement, Attorney General William Barr has identified four priorities for special emphasis this year: drug crimes, violent crimes, white-collar crimes, and violations of civil rights. President Bush's fiscal 1993 DOJ budget for combating violent crime amounts to a 24% increase over fiscal 1992 spending, the Attorney General announced January 27.

"The President's commitment to the fight against violent crime and drugs is best demonstrated by his continuing demand for more law enforcement resources," said Barr. "President Bush is proposing a substantial increase for the Department: large numbers of new agents, prosecutors, and prison beds," as well as improved technology to support all levels of law enforcement.



Photo by George E. Smith

Attorney General
William P. Barr

The total Justice budget proposed for fiscal 1993 is \$11.3 billion, 9% more than in fiscal 1992 and a 69% increase since President Bush took office.

Noting that the centerpiece of the President's fiscal 1993 law enforcement budget is the dramatic expansion of "Operation Weed and Seed," Barr said "This innovation in attacking violent crime and drugs involves 'weeding' out violent criminals and drug traffickers who destroy the peace and security of neighborhoods and 'seeding' with effective social programs to bring new life to communities."

Office of Justice Programs to grant \$10 million for local Weed and Seed programs

The President proposes to expand Weed and Seed efforts to a level of more than \$500 million in fiscal 1993. The Department of Justice would receive \$20 million for U.S. Attorneys' offices, much of

which would pay overtime for State and local law enforcement, and \$10 million for the Office of Justice Programs to fund projects in local jurisdictions.

The Weed and Seed program will complement the Department's law enforcement initiatives under Project Triggerlock, which targets violent offenders for prosecution in Federal court to take advantage of tough Federal firearms laws. Between April 1991 and January 1992, Project Triggerlock resulted in 4,500 cases charged and had a 91% conviction rate. Overall, Weed and Seed stresses partnership among Federal, State, and local law enforcement and prosecutors.

Elements of Weed and Seed include the following:

Suppress crime by arresting, convicting, and sending to prison violent street criminals who terrorize neighborhoods and commit a disproportionate percentage of all crimes.

Increase police visibility through community-oriented policing, with enhanced cooperation between police and residents in targeted areas. Foot patrols, targeted mobile units, victim referrals to support services, and other community relations activities will increase positive interaction between the police and the community.

Prevent crime, intervene where crime is likely, and treat causes of crime by promoting youth services, school programs, community and social programs, and support groups to develop positive community attitudes toward combating narcotics use and trafficking.

Restore neighborhoods: Improve living conditions and home security; make low-cost physical improvements; develop long-term efforts to renovate and maintain housing; provide educational, social, recreational, and other vital opportunities; and foster self-worth and individual responsibility among community members.

For more information about Weed and Seed, call the Bureau of Justice Assistance Clearinghouse tollfree at 1-800-688-4252.

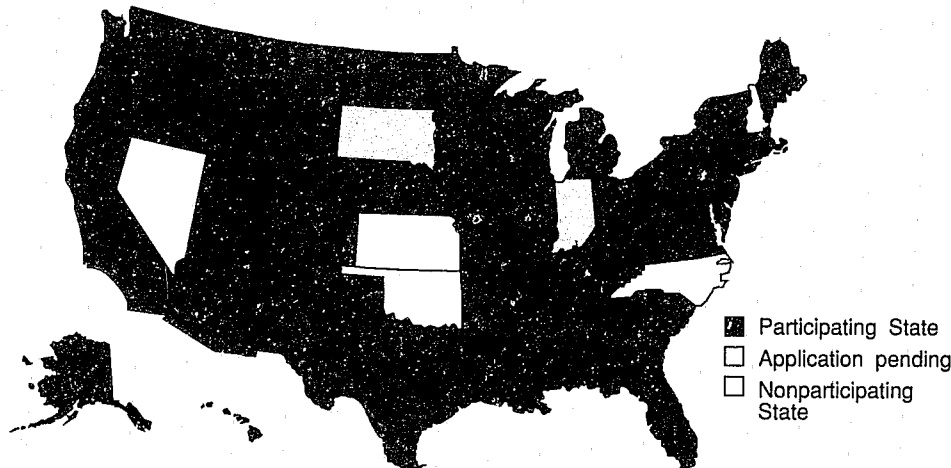
More States join program to improve U.S. criminal history records

43 States now participate in the Criminal History Record Improvement (CHRI) program

These 43 States represent:

- 93% of all offender records
- 87% of the U.S. population.

\$17,531,899 had been awarded to these 43 States for CHRI by March 3, 1992. Two more States are soon to receive funds, and additional States are expected to participate this year.



S.S. Ashton receives Attorney General's Distinguished Service Award

On January 31, 1992, S.S. Ashton, Jr., assistant director of BJS, received the Attorney General's Distinguished Service Award for his superlative contributions in designing and supervising the Attorney General's Criminal History Record Improvement program.

Acting Deputy Attorney General George J. Terwilliger, III, cited the significance of the program in improving States' ability to retrieve accurate, complete, and timely criminal history records — the key to disposition reporting, background checks, felon identification, and a variety of public policy decisions, including keeping convicted felons from buying firearms.



From left: Acting Deputy Attorney General George J. Terwilliger III, S.S. Ashton Jr., and Assistant Attorney General Jimmy Gurulé.

CJP photograph by Pam Leupen

In response to the Anti-Drug Abuse Act of 1988, the Attorney General directed BJS to administer the program with funding from the Bureau of Justice Assistance. Mr. Ashton was praised for his able supervision of staff in processing and monitoring grants to assure that the States are effectively using the \$27 million in grants over a 3-year period.

See CHRI audit training notice, p. 15
See CHRI report abstracts, pp. 14-15

BJS data at a glance

Selected summary data from BJS data series

	<u>Number of victimizations</u>	<u>Percent change, 1989-90</u>
Total	34,404,000	-3.9%*
Personal crimes	18,984,000	-3.6*
Violent	6,009,000	2.5
Theft	12,975,000	-6.2*
Household crimes	15,419,000	-4.4*
Larceny	8,304,000	-7.3*
Burglary	5,148,000	-3.8
Motor vehicle theft	1,968,000	8.1

	<u>Households experiencing crime</u>	<u>Percent change, 1989-90</u>
Total number	26,652,000	-3.4%*
Percent of all households	23.7%	

*Change was statistically significant at the 95% confidence level.

	<u>Number of inmates</u>	<u>Percent change, 1990-91</u>
Total	804,524	6.5%
Federal	69,504	8.8
State	735,020	6.3

	<u>Number of inmates</u>	<u>Percent change, mid-'89 to mid-'90</u>
One-day count	405,320	2.5%
Average daily population	408,075	5.5

	<u>Percent of chief prosecutors who report they —</u>	
	<u>1974</u>	<u>1990</u>
Notify witnesses to appear in court	77%	95%
Notify of case disposition:		
Police	44%	93%
Victim	35	93
Witnesses	37	45

<u>Probation</u>	<u>Number of probationers</u>	<u>Percent change, 1989-90</u>
Total	2,670,234	5.9%
Federal	58,222	-1.5
State	2,612,012	6.1

<u>Parole</u>	<u>Number of parolees</u>	<u>Percent change, 1989-90</u>
Total	531,407	16.3%
Federal	21,693	1.3
State	509,714	17.1

<u>Offenses</u>	<u>Defendants sentenced to prison*</u>	<u>Percent change, 1980-90*</u>
All	29,430	114%
Violent	1,999	13
Property	5,775	25
Drugs	13,754	274
Public-order	6,427	74

*1990 data are preliminary. Data are for cases in U.S. district courts.

	<u>Number of inmates</u>
Under sentence of death	2,356
White	1,375
Black	943
Other	38
Number executed	23

		<u>Percent</u>
Total	64,306,000,000	100.0%
State	27,370,000,000	42.6%
Local	36,936,000,000	57.4%

	<u>State share of total spent from own sources</u>			
1971	28.9%	1985	40.4%	
1975	32.2	1988	40.6	
1979	36.9	1990	42.6	

Number of sworn officers in State and local police departments increases from 1987 to 1990

In July 1990 the BJS Law Enforcement Management and Administrative Statistics (LEMAS) program surveyed a nationally representative sample of law enforcement agencies. During 1990 nearly 17,000 publicly funded State and local law enforcement agencies were operating in the United States, including an estimated 12,288 general-purpose local police departments and 49 general-purpose State police departments. The rest were sheriffs' departments and special police departments.

- The number of sworn full-time law enforcement officers increased from 1987 to 1990 by —
— 2% for local police
— 4% for State police.

- During fiscal year 1990, local police departments had operating expenditures of \$20.6 billion and employed 460,000 persons on a full-time basis. About 79% of these employees were sworn officers.

Most local police departments were small


- About half of local police departments employed fewer than 10 sworn officers. About 91% of the departments employed fewer than 50 officers, and 90% served a population of less than 25,000.
- The 49 primary State police departments had operating expenditures of \$3.7 billion and employed 77,000 persons full time, 68% of them sworn officers.
- Local police departments serving jurisdictions with a population of 1 million or more employed a fifth of all local police officers, and departments serving jurisdictions with 100,000 or more residents employed half of all officers.

Local police departments employed more minorities and women in 1990 than in 1987

- Sworn personnel in local police departments in 1990 were —
— 83.0% non-Hispanic white vs. 85.4% in 1987
— 10.5% non-Hispanic black vs. 9.3% in 1987
— 5.2% Hispanic vs. 4.5% in 1987
— 1.3% members of other minority groups.
— About 8.1% women vs. 7.6% in 1987.

- Of the sworn employees in State police departments —
— 87.1% were white (non-Hispanic)
— 7.5% black (non-Hispanic)
— 4.4% Hispanic
— 1% other minorities.
— About 4.6% were women.

- About 6% of local police departments required new officer recruits to have at least some college education, including about 20% of departments serving jurisdictions with a population of 250,000 or more. About 18% of State police departments had such a requirement.



- Local police departments serving less than 2,500 residents required an average of about 400 hours training for new officers. Local police departments serving a population of 100,000 or more and State police departments required an average of over 1,000 hours of preservice training.
- Local police departments paid officers an average starting salary of about \$19,000, ranging from an average of \$15,900 in the smallest jurisdictions to \$26,600 in the largest. In State police departments, the average starting salary for new officer recruits was about \$22,800.

Most departments authorized semiautomatics

- About 73% of local police departments, employing 91% of all local police officers, and about 80% of State police departments authorized the use of one or more types of semiautomatic sidearms by their officers.
- About 24% of local police departments and 12% of State police required all regular field and patrol officers to wear protective body armor while on duty.

Source: *State and local police departments, 1990* (14pp), BJS Bulletin, February 1992, NCJ-133284. (See order form on last page.)

Sheriffs' departments employ more women, blacks, and Hispanics in 1990 than in 1987

The nearly 17,000 publicly funded State and local law enforcement agencies operating in the United States during 1990 included about 3,100 sheriffs' departments.

- Among sworn personnel in sheriffs' departments in 1990 —
 - 84.5% were non-Hispanic white vs. 86.7% in 1987
 - 9.8% were non-Hispanic black vs. 8.3% in 1987
 - 4.7% were Hispanic vs. 4.3% in 1987
 - 1% were members of other minority groups.
 - About 15.4% were women vs. 12.6% in 1987.

Number of officers grew 15% from 1987 to 1990

- The number of sworn officers in sheriffs' departments reached 141,400 in 1990. Sheriffs' departments had operating expenditures of \$9.1 billion and employed 204,000 persons full time during fiscal 1990. About 69% of these employees were sworn officers, and 31% were civilian employees.

Sheriffs' departments use their time in different ways

- Almost all sheriffs' departments reported performing at least some work related to the courts (98%) and to law enforcement (97%). About 87% of the departments performed some jail-related work.
- About 84% of the departments estimated they spent a third or more of their personnel hours on law enforcement activities. About 40% of the departments spent at least a third of their time on jail-related responsibilities, and 9% spent a third or more of their time performing court-related duties.
- Most sheriffs' departments were small: nearly two-thirds of them employed fewer than 25 sworn officers, and a third employed fewer than 10. About half of the departments served jurisdictions with a population of less than 25,000.


- Sheriffs' departments serving jurisdictions with a population of 1 million or more employed a fifth of all officers. Departments serving jurisdictions with 250,000 or more residents employed about half of all officers.

- Approximately 93% of sheriffs' departments required new officer recruits to have at least a high school diploma, and the minimum requirement in another 4% of the departments included some college education, usually a 2-year degree.

- About 9 in 10 sheriffs' departments had formal classroom and field training requirements for new officer recruits. The average number of required training hours ranged from 400 hours in departments serving less than 25,000 residents to more than 800 hours in departments serving jurisdictions with a population of 500,000 or more.

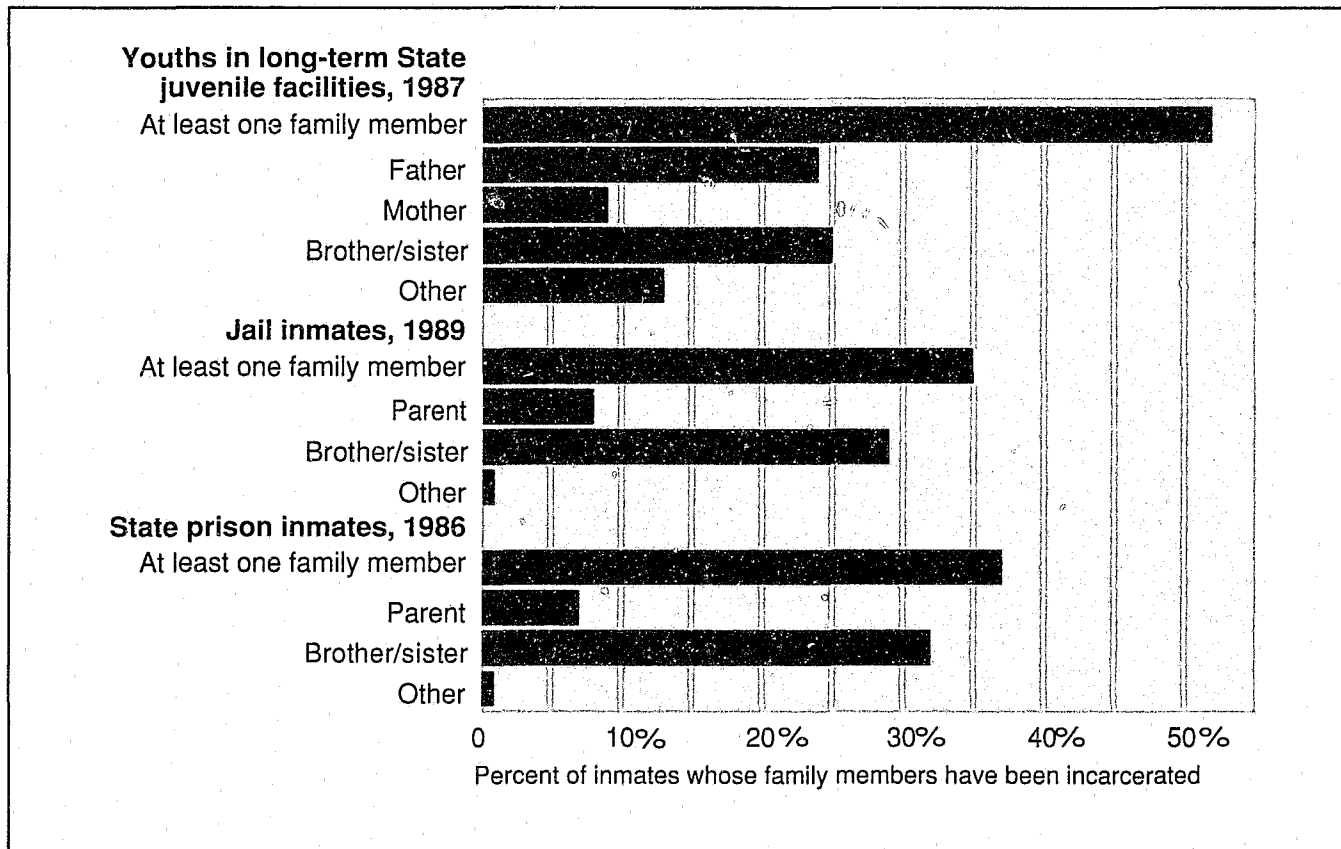
Starting salaries average just over \$17,000

- The average starting salary for new officer recruits in sheriffs' departments ranged from about \$26,000 in the largest jurisdictions to about \$16,000 in the smallest, with an overall departmental average of \$17,400.
- Approximately 74% of sheriffs' departments authorized their officers to use semiautomatic sidearms. The 9mm was the semiautomatic weapon most frequently authorized for use.
- About 21% of sheriffs' departments required all regular field officers to wear body armor while on duty. Another 6% of the departments applied this requirement to some, but not all officers.



Source: *Sheriffs' departments 1990* (11pp), BJS Bulletin, February 1992, NCJ-133283. (See order form on last page.)

A large percentage of inmates report their family members have also been incarcerated, BJS surveys reveal



More than half of youths in long-term State juvenile institutions report that immediate family members have been incarcerated

- In personal interviews of a nationally representative sample of 2,621 youths in juvenile facilities in 1987 —
 - 24% of the youths said their father had served time in jail or prison
 - 9% said their mother had been incarcerated
 - 25% said their brother or sister had been incarcerated.

More than a third of adults in jail or prison also report that family members have served time

- Data from nationwide surveys of inmates in local jails and State prisons indicate that —
 - at least 8% of jail inmates and 7% of prison inmates said a parent had been incarcerated
 - 29% of jail inmates and 32% of State prisoners said a brother or sister had been incarcerated.

Most inmates grow up in a household with one or neither parent

- 70% of youths in long-term State juvenile institutions and 52% of adults in local jails grew up in a household without both parents.
- Relative to the general population, jail inmates were nearly twice as likely to have grown up in a single-parent household — 36% with their mothers and 4% with their fathers.
- Nearly 14% of jail inmates had lived in a foster home or institution at some time while they were growing up.

Sources: *Survey of youth in custody, 1987* (9pp), September 1988 (NCJ-113365); *Profile of jail inmates, 1989* (12pp), April 1991 (NCJ-129097); *Survey of inmates in State correctional facilities, 1986* (unpublished data).

More than 1 in 3 women in local jails in 1989 were accused or convicted of drug offenses, BJS survey finds

Female inmates reported using more drugs and using them more frequently than male inmates

Women were more likely than men to have reported using a major drug (heroin, cocaine or crack, LSD, and PCP) in the month before their current offense. More than twice as many women as men reported using a major drug daily.

Among convicted female inmates —

- more than half reported using drugs in the month before their current offense
- 40% reported using drugs daily during that month
- 38% said they committed their offense while under the influence of drugs
- a quarter reported being under the influence of cocaine or crack
- 22% said they committed their current offense for money to buy drugs.

Nearly half of the female jail inmates were in some criminal justice status at the time of their arrest

About 32% of all female inmates were on probation when they were arrested; 6% were on parole; and 6% were out on bail or bond.

Almost 1 in 3 female inmates had never before been convicted, compared to 1 in 5 male inmates.

Women in jail were less likely than men to have had juvenile records (19% compared to 32%).

Two-thirds of the women in jail had children under age 18

More than 52,000 children under age 18 had mothers who were in jail in 1989.

Among mothers with young children —

- a quarter said that at least one child was living with the father
- half said their children were with a grandparent; a fifth with other relatives
- less than a tenth said their children were in a foster home or other institution.

The number of women in jail increased from 1983 to 1989 but the percent with violent offenses decreased

- From 1983 to 1989, the number of women in local jails increased from 15,769 to 37,383.
- Nearly half of this increase resulted from more women being held for drug violations.
- Between 1983 and 1989, the percentage of female inmates in jail for drug offenses increased while the percentage in jail for violent and property offenses decreased.

Most serious offense	Percent of female jail inmates	
	1989	1983
All offenses	100.0%	100.0%
Violent offenses	13.2%	21.3%
Murder	1.8	3.8
Robbery	3.9	6.2
Assault	5.2	8.1
Property offenses	31.9%	42.7%
Burglary	4.0	5.1
Larceny/theft	12.9	18.4
Fraud	11.6	15.2
Drug offenses	33.6%	13.1%
Possession	14.9	7.1
Trafficking	16.9	4.6
Public-order offenses	19.0%	22.0%
Driving while intoxicated	3.6	5.2
Drunkenness/morals	5.3	8.3
Other offenses	2.2%	.9%

Source: *Women in Jail 1989* (12pp), BJS Special Report, March 1992, NCJ-134732. (See order form on last page.)

In 1990, 93% of State prosecutors report telling victims the outcome of cases — only 35% did in 1974

Prosecutors had more extensive contact in 1990 than in 1974 with interested parties in felony cases — witnesses, testifying police officers, and victims:

- In 1990 —
 - 95% of the chief prosecutors routinely notified witnesses when to appear
 - 93% usually told the police and victims about the results of a case.
- In 1974 —
 - 77% routinely notified witnesses
 - 44% routinely reported the case outcome to the police
 - 35% routinely notified the victim.

These findings are from the National Prosecutor Survey Program (NPSP) of the Bureau of Justice Statistics (BJS), the first national survey of prosecutors since 1974, when the National District Attorneys Association (NDAA) polled more than 1,100 offices.

- During the year ending June 30, 1990, about 2,300 chief prosecutors employed about 20,000 deputy attorneys for the prosecution of felony cases in State courts.
- The prosecutors served the Nation's 3,109 counties and independent cities, obtaining convictions on about 668,000 felonies, according to an estimate from a nationwide survey of felony cases in 1988.
- Chief prosecutors employed an average of 10 assistant prosecutors and served districts with an average population of about 111,000 people. Their offices obtained about 300 felony convictions a year. One in five chief prosecutors had responsibility for more than one county.

Among the items covered by both the 1990 and 1974 surveys were the following:

- In 1990, 86% of the chief prosecutors had a 4-year term of office, an increase from 79% in 1974. In the earlier survey 16% of the chief prosecutors were serving a 2-year term; by 1990 that percentage had fallen to about 5%.

- In 1990 over half (53%) the prosecutors worked at their position full time. In 1974, 44% of the prosecutors were full time.

- In 1990 half of the full-time chief prosecutors had at least one assistant and 37% had more than two assistants. Of these assistants 87% were full time. In 1974, 37% of the full-time chief prosecutors had at least one assistant and 21% had more than two; of the assistants 77% were employed full time.


- In 1990, 36% of the chief prosecutors reported adherence to explicit criteria and time limits on plea bargaining, a decrease from 80% in 1974.

- Comparing responses in 1974 and 1990, no significant differences separated the percentages of prosecutors who reported being responsible for citizen complaints (87%), traffic infractions (86%), and juveniles (84%).

- Almost all prosecutors (97%) in 1990 handled extradition, a nonfelony matter. In 1974, 88% of prosecutors had responsibility for extraditions.

- Before 1990 responsibility for the Uniform Reciprocal Support Act had been removed from many prosecutors' offices. The percentage of prosecutors having such responsibility fell from 93% in 1974 to 69% in 1990.

- In both 1990 and 1974, about two-thirds of the chief prosecutors were notified of a felony arrest within 24 hours.



Source: *Prosecutors in State courts, 1990* (9pp), BJS Bulletin, March 1992, NCJ-134500. (See order form on last page.)

43% of felons on probation rearrested for a felony within 3 years

Imprisonment rates higher among those not recommended for probation

State courts in 32 counties across 17 States sentenced 79,000 felons to probation in 1986. Within 3 years of sentencing, while still on probation, 43% were rearrested for a felony. An estimated 18% of the arrests were for a violent crime (murder, rape, robbery, or aggravated assault); 33% were for a drug offense (drug trafficking or drug possession).

These findings are from a followup survey of felons on probation, using a sample that represented a fourth of the total 306,000 felons sentenced to probation in 1986.

The survey used State criminal history files and probation files to obtain information. It was not based on a nationally representative sample; 39% of followup cases were from a single State.

Of each 100 felony probationers tracked by this survey for 3 years —

- 26 went to prison
- 10 went to jail
- 10 absconded

Nevertheless, based on 12,370 sample cases representing 79,043 felons placed on probation in the counties and States studied, the followup represents the largest survey of its kind ever done.

Other outcomes

- 49% of the probationers followed had a disciplinary hearing for violating a condition of their probation.
- Within 3 years, 10% of probationers studied had absconded (meaning their whereabouts were unknown or they had failed to report).

Probation officer recommendations

- A probation department often recommends in writing an appropriate sentence to the judge, who may accept or reject it. Of the 79,000 probationers in the followup survey, 21% had not been recommended for supervision in the community.

- The probationers who were not recommended for probation were nearly twice as likely to have their sentence revoked and to be sent to prison (37%) as those recommended for probation (22%).

Conditions of probation

- As a condition of their freedom, 53% of felony probationers studied had a special condition to satisfy and 84% had a financial penalty to pay.
- The most commonly imposed special conditions required drug testing (31%), drug treatment (23%), and alcohol treatment (14%).
- Types of financial penalties included victim restitution (29%), court costs (48%), and probation supervision fees (32%).
- Among probationers completing their probation term within the 3-year period covered in the survey, 69% of those with special conditions had fully satisfied all conditions and 47% of those with a financial penalty had paid their penalty in full.

National Update readers respond

This marks the end of the first year of publication of the *BJS National Update*. Readers are encouraged to comment (use address on order form). Following are samples of 770 comments on the July 1991 issue. More than half were from State and local criminal justice practitioners or policymakers. BJS editorial responses are in parentheses.

- More details in a narrative format to enhance the data in chart and graph form. (*BJS agrees.*)
- A State-by-State presentation to show how States are handling crime issues. (*Efforts to address this are being developed.*)
- Give graphs that also show the statistics for the last 5 years so we can get a good overview. (*BJS does this when data are available.*)
- More about law enforcement, especially in management, procedures, and use of force. (*See pp. 5 and 6 in this issue.*)
- Draw some conclusions about amount of crime committed under the influence of drugs or alcohol. (*See p. 11, this issue; p. 6, October 1991 issue.*)

Source: *Recidivism of felons on probation, 1986-89* (11pp), BJS Special Report, February 1992, NCJ-134177. (See order form on last page.)

BJS publishes new data on recidivism of drug offenders, drug use by violent criminals, and sentences for Federal drug offenders

14% of felony probationers rearrested for a drug offense

A 3-year followup survey of a large sample of felons sentenced to probation in 1986 revealed that 27% of probationers convicted of a drug offense were rearrested for a drug offense, 7% were rearrested for a violent offense, 10% for a property offense, and 5% for another offense.

Probationers with a drug abuse problem more likely to be rearrested than nonabusers

<u>Drug abuse</u>	<u>Percent of probationers arrested</u>
Nonabuser	36%
Occasional abuser	44
Frequent abuser	55

Probation department records revealed that 53% of probationers had a drug abuse problem: 22% were occasional users and 31%, frequent users.

Special conditions and financial penalties imposed on most drug offenders on probation

A financial penalty was imposed on 84% of probationers convicted of felony drug offenses. Penalties for drug offenders included —

- court costs (48%)
- probation supervision fee (28%)
- victim restitution (10%).

Of felony probationers convicted of drug offenses, 63% had to satisfy special conditions as part of their probation. Conditions imposed on drug offenders included —

- drug testing (48%)
- drug treatment (38%)
- community service (10%)
- alcohol treatment (9%).

Of probationers with known drug problems, 42% were not required to be tested for drugs or to participate in drug treatment.

Source: *Recidivism of felons on probation, 1986-89* (11pp), BJS Special Report, February 1992, NCJ-134177.

Drugs & Crime Data

1-800-666-3332

The resource for drugs-and-crime data

Drugs & Crime Data Center & Clearinghouse
1600 Research Boulevard
Rockville, MD 20850

1 out of 3 violent crime victims believed their assailant was under the influence of drugs or alcohol, according to 1990 National Crime Victimization Survey

Data from the survey showed that —

- 6% of violent crime victims perceived the assailant to be under the influence of drugs at the time of the offense
- 6% were under the influence of alcohol and drugs
- 20% were under the influence of alcohol.

Source: *Criminal victimization in the United States, 1990* (156pp), February 1992, NCJ-134126.

Convicted Federal drug offenders facing longer sentences and serving greater percentage of sentence, according to BJS report

Preliminary 1990 data indicate that 86% of convicted Federal drug offenders were sentenced to prison. The average sentence length was 81.2 months in 1990 compared to 62.2 months in 1986.


Of Federal drug offenders released from prison in 1990, the average time served until first release was 29.7 months. Offenders first released in 1985 served an average of 21.2 months.

Source: *Federal criminal case processing, 1980-89, with preliminary data for 1990* (29pp), October 1991, NCJ-130526. (See order form on last page.)

New drug reports available from the BJS Drugs & Crime Data Center & Clearinghouse, tollfree 800-666-3332

Updated directory provides valuable contacts for locating State agencies concerned with drug abuse

State drug resources: 1992 national directory is a comprehensive guide to State agencies that address drug abuse concerns. Organized by State, the Directory gives agency names, addresses, and telephone numbers. Also included are listings of Federal agencies that people frequently contact for information, as well as several quick references of State agencies listed by area of specialty.



Examples of sources cited in the directory include —

- State policy, criminal justice, health, and education offices
- Federal information centers and clearinghouses
- Treatment Alternatives to Street Crime (TASC) programs
- Statistical Analysis Centers
- Uniform Crime Reports contacts
- State coordinators for drug-free schools.

The directory was compiled by the Drugs & Crime Data Center & Clearinghouse and is an update of the first edition, published in 1990.


In addition to updating all agency contacts, the new directory includes over 100 new sources for national and State drug-related information, as well as referrals to relevant electronic bulletin boards.

To obtain copies of *State drug resources: 1992 national directory* (130pp), forthcoming, NCJ-134375, use the order form on last page.

Drugs and crime facts, 1991 summarizes recent drug data

Drugs and crime facts, 1991 summarizes drug data published by BJS in 1991, including —

- drug use by offenders
- drug law enforcement
- pretrial release, prosecution, and sentencing of drug offenders
- public opinion about drugs
- juveniles and drugs
- drug use in the general population.



To obtain copies of *Drugs and crime facts, 1991*, forthcoming, NCJ-134371, use the order form on last page.

New fact sheets and selected bibliographies

The Drugs & Crime Data Center & Clearinghouse has produced new fact sheets and selected bibliographies on topics of current interest.

Recent fact sheet topics include —

- drug testing
- drug use trends
- drug data summary.

Topics of new selected bibliographies include —

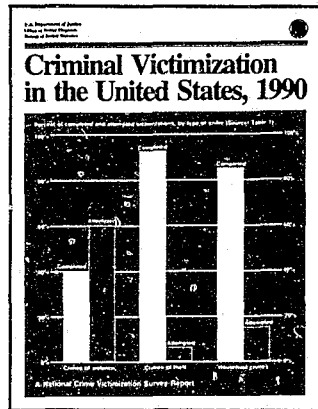
- gangs, drugs, and violence
- drug testing in the criminal justice system
- drug testing in the workplace
- clandestine laboratories
- women, drugs, and crime
- minorities, drugs, and crime

To obtain copies of fact sheets or selected bibliographies or to obtain further information about these products, call the Drugs & Crime Data Center & Clearinghouse at 800-666-3332.

New reports available from the BJS Clearinghouse — call tollfree 800-732-3277


Criminal victimization in the United States, 1990

This report presents findings from the National Crime Victimization Survey (NCVS) describing crime victimization in the United States for 1990. The 18th annual report includes data on the amount of crime that U.S. residents experience, on the characteristics of crime victims, and on the type and cost of crime. Statistics are also presented on the victims' perception of drug and alcohol use by violent offenders. Reasons for reporting or not reporting crimes to police are discussed (156pp, February 1992, NCJ-134126).




Compendium of Federal justice statistics, 1989

This report provides data on the number of suspects received, prosecuted, convicted, and sentenced to prison as it follows the processing of suspects and defendants through the Federal justice system. It also contains data on sentence length and pre-trial release for the Nation and individual judicial districts. This volume is the fifth in an annual series prepared under the Bureau of Justice Statistics Federal Statistics Program (119pp, April 1992, NCJ-134730).




Prosecution of felony arrests, 1988

This is the eighth in a series of statistical reports describing the prosecution of adult felony arrests in urban prosecutors' offices. This report provides statistics on what happens to criminal cases between arrest and incarceration and explains the role of the prosecutor in the felony disposition process. Data are presented on decisions not to prosecute, dismissals in court, convictions by guilty plea or trial, acquittals at trial, sentences to incarceration, and elapsed time from arrest to disposition (119pp, February 1992, NCJ-130914).



Forgery and fraud-related offenses in 6 States, 1983-88

This report provides a statistical profile of forgery and fraud-related offenses in 6 States. The offenses described in this report are nonviolent crimes committed for financial gain through the use of deception. The data for this report were obtained through the Offender Based Transaction Statistics (OBTS) program. Data were contributed by the following six States for 1983 through 1988: California, Minnesota, Nebraska, New York, Pennsylvania, and Virginia (7pp, January 1992, NCJ-132445).



To order these BJS reports, use the order form on the last page or call the Bureau of Justice Statistics Clearinghouse, 1-800-732-3277.

BJS publishes application information, CHRI reports, and BJS discussion papers

Bureau of Justice Statistics application information, fiscal year 1992 programs

The Bureau of Justice Statistics is announcing four programs for which applications may be made for fiscal 1992. Funding is available for (1) the State Statistical Analysis Centers and Information Network Program, (2) Criminal History Record Improvement (CHRI) Program, (3) Incident-Based Reporting Systems Program: Local Law Enforcement Utilization Projects, and (4) BJS Visiting Research Fellowship Programs (36pp, February 1992, NCJ-134644).

Bureau of Justice Statistics Application Information Fiscal Year 1992 Programs	
Application Information	Page 1
State Statistical Analysis Centers and Information Network	11
Criminal History Record Improvement (CHRI) Program	18
Justice Information Policy Assistance Program	24
Incident-Based Reporting Systems Programs: Local Law Enforcement Utilization Project	28
CHRI Justice Statistics State Court Organization Project	33
BJS Visiting Research Fellowship Program	35

Attorney General's program for improving the Nation's criminal history records: BJS implementation status report

This status report describes recent activities and accomplishments under the Criminal History Record Improvement (CHRI) program, including a State-by-State summary of program activities to date. It also presents background information on the program (22pp, February 1992, NCJ-134722).

U.S. Department of Justice Office of Justice Programs Bureau of Justice Statistics	
Attorney General's Program for Improving the Nation's Criminal History Records	
Bureau of Justice Statistics Implementation Status Report	
February 1992	

Help wanted

BJS has a statistician vacancy, GS-1530-11/12/13 (\$32,423-\$60,070). Call Dr. Steven K. Smith, 202-307-0765, for more information.

Report of the National Task Force on Criminal History Record Disposition Reporting

The task force, jointly sponsored by BJS, SEARCH, and the National Center for State Courts, focused on problems and options for improving the completeness of State criminal history records (58pp, forthcoming, NCJ-135836).

National Conference on Improving the Quality of Criminal History Records: Proceedings of a BJS/SEARCH conference in June 1991

discusses the issues involved in improving criminal history records, the status of criminal history record systems in the Nation, and a comprehensive picture of the State and Federal initiatives in this area (103pp, January 1992, NCJ-133532).

U.S. Department of Justice Office of Justice Programs Bureau of Justice Statistics	
National Conference on Improving the Quality of Criminal History Records	
proceedings of a BJS/SEARCH conference	
papers presented by	
H. J. Stimpert James A. Payne Robert G. B. Stimpert Robert G. B. Stimpert Robert G. B. Stimpert Robert G. B. Stimpert Robert G. B. Stimpert	Robert G. B. Stimpert Robert G. B. Stimpert Robert G. B. Stimpert Robert G. B. Stimpert Robert G. B. Stimpert Robert G. B. Stimpert Robert G. B. Stimpert

Perestroika and the Procuracy: The changing role of the prosecutor's office in the former USSR

This is the first in a series of brief discussion papers presented by BJS to promote the exchange of information, analyses, and ideas on issues related to justice statistics and the operations of criminal justice systems domestically and abroad. This paper examines the history of the Soviet Procuracy from 1722 to the present, discussing leadership and policy changes (11pp, February 1992, NCJ-134501).

U.S. Department of Justice Office of Justice Programs Bureau of Justice Statistics	
Perestroika and the Procuracy	
The changing role of the Prosecutor's Office in the former USSR	
A BJS Discussion Paper	

To order these BJS reports, use the order form on the last page or call the Bureau of Justice Statistics Clearinghouse, 1-800-732-3277.

BJS representatives participate in conferences in Rome, Dallas, Pittsburgh, Hilton Head, and Columbia, S.C.

The Bureau of Justice Statistics was represented at five conferences recently, illustrating its continuing role in developing and providing new analyses.

United Nations seminar in Rome

BJS Director Steven D. Dillingham, Ph.D., attended the United National Inter-regional Crime and Justice Research Institute (UNICRI) Seminar in Rome March 15-19, 1992, in coordination with the Criminal Division of the U.S. Department of Justice. Dr. Dillingham discussed U.S. victimization surveys. In attendance were the Prime Minister of Italy, Italy's Interior Minister, the Director of Interpol (International), the Director of UNICRI, and representatives of the UN, France, Germany, England, Poland, India, Canada, and the Netherlands.

South Carolina State conference on imprisonment policy

On March 19, 1992, BJS Associate Director Lawrence A. Greenfeld spoke on "Prison Populations and Their Composition" at a conference sponsored by nearly 25 organizations and agencies to discuss the topic of imprisonment policies.

Academy of Criminal Justice Sciences in Pittsburgh

BJS Statistician Brian Reaves presented data from the National Pretrial Reporting Program and the Law Enforcement Management and Administrative Statistics (LEMAS) survey at the annual meeting of the Academy of Criminal Justice Sciences March 10-14, 1992, in Pittsburgh, Pa.

Hilton Head conference on substance abuse

BJS Statistician Darrell Gilliard and Janet Rosenbaum, manager of the BJS Drugs & Crime Clearinghouse, represented BJS at the Summit Conference on Substance Abuse in the South March 16-20, 1992. The conference was sponsored by the University of South Carolina, 10 Southern States, and the National Institute of Justice. Ms. Rosenbaum provided a display of relevant data published by BJS and other agencies.

Court Technology conference in Dallas


BJS Program Manager Bernard Shipley and BJS Assistant Deputy Director Carol G. Kaplan made a presentation on criminal disposition reporting at the Third National Court Technology Conference in Dallas, Tex., on March 11-15, 1992. The Criminal History Record Improvement (CHRI) program administered by BJS was discussed along with the findings and strategies from the National Task Force on Criminal Disposition Reporting.

Criminal History Record Audit Training

BJS will sponsor four Criminal History Record Improvement (CHRI) audit training sessions for selected State representatives in June, July, and August 1992. The sessions will provide instruction in methods for auditing accuracy and completeness of State repository CHRI information. Further information may be obtained from Sheila Barton of SEARCH Group, Inc., at (916) 392-2550.

Assessing the completeness and accuracy of criminal history record systems: Audit guide

This report will help State officials to plan and conduct audits assessing the integrity of criminal history record databases maintained by State central repositories. The guide will also be useful to repositories for assessing how well State and local criminal justice agencies comply with statutory reporting requirements (65pp, January 1992, NCJ-133651).



To obtain copies of this report, use the order form on the last page or call the Bureau of Justice Statistics Clearinghouse, 800-732-3277.

Order form

Make corrections to label here after crossing out wrong information on label:

Name: _____

Title: _____

Agency: _____

Street/box: _____

City, State, Zip: _____

Daytime phone: _____

Organization & title or interest in criminal justice
if you used home address above:

**Mail to: Bureau of Justice Statistics Clearinghouse
Box 6000, Rockville, MD 20850**

Please put me on the BJS mailing list for —

BJS National Update — A quarterly summary of new BJS data, programs, and information services and products.

Law enforcement reports — National data on State and local police and sheriffs' departments: operations, equipment, personnel, salaries, spending, policies, and programs.

Federal statistics — Federal case processing, from investigation through prosecution, adjudication, and corrections.

Drugs and crime data — Sentencing and time served by drug offenders, drug use at time of crime by jail inmates and State prisoners, and other quality data on drugs, crime, and criminal justice collected by BJS.

Justice expenditure and employment data — Spending and staffing by Federal/State/local governments and by function (police, courts, etc.).

White-collar crime — Processing of Federal white-collar crime cases.

Privacy and security of criminal history information and information policy — New legislation; maintenance and release of intelligence and investigative records; data quality issues.

BJS Bulletins and Special Reports — Timely reports of the most current justice data.

Prosecution/adjudication in State courts — Case processing from prosecution through court disposition; State felony laws, felony sentencing, criminal defense, pretrial release.

Adult corrections — Results of sample surveys and censuses of jails, prisons, parole, probation, and other corrections data.

National Crime Victimization Survey data — The only regular national survey of crime victims.

IMPORTANT

Peel off label from back cover
and put here. Make any
needed corrections at left.

Please send me 1 copy of —

- 01. *Criminal victimization, 1990* (8pp), BJS Bulletin, 10/91, NCJ-130234 (p. 4)
- 02. *Crime and the Nation's households, 1990* (8pp), BJS Bulletin, 8/91, NCJ-130302 (p. 4)
- 03. *Federal criminal case processing, 1980-89, with preliminary data for 1990* (29pp), 10/91, NCJ-130526 (pp. 4, 11)
- 04. *Justice variable passthrough data, 1990: Anti-drug abuse formula grants* (8pp), 3/92, NCJ-133018 (p. 4)
- 05. *Prisoners at midyear 1991*, (press release, 5pp), 10/91, NCJ-133281 (p. 4)
- 06. *Jail inmates, 1990* (5pp) BJS Bulletin, 6/91, NCJ-129756 (p. 4)
- 07. *Felony sentences in State courts, 1988* (11pp), 12/90, NCJ-126923 (p. 4)
- 08. *Probation and parole, 1990* (8pp), BJS Bulletin, 11/91, NCJ-133285 (p. 4)
- 09. *Capital punishment 1990* (15pp), BJS Bulletin, 9/91, NCJ-131648 (p. 4)
- 10. *State and local police departments, 1990*, BJS Bulletin (14pp), 2/92, NCJ-133284 (p. 5)
- 11. *Sheriffs' departments 1990* (11pp), BJS Bulletin, 2/92, NCJ-133283 (p. 6)
- 12. *Survey of youth in custody, 1987* (9pp), BJS Special Report, 9/88, NCJ-113365 (p. 7)
- 13. *Profile of jail inmates 1989* (12pp), BJS Special Report, 4/91, NCJ-129097 (p. 7)
- 14. *Women in jail 1989* (12pp), BJS Special Report, 3/92, NCJ-134732 (p. 8)
- 15. *Prosecutors in State courts, 1990* (9pp), BJS Bulletin, 3/92, NCJ-134500 (p. 9)
- 16. *Recidivism of felons on probation, 1986-89* (11pp), BJS Special Report, 2/92, NCJ-134177 (pp. 10, 11)
- 17. *Criminal victimization in the United States, 1990* (156pp), 2/92, NCJ-134126 (pp. 11, 13)
- 18. *State drug resources: 1992 national directory* (130pp), forthcoming, NCJ-134375 (p. 12)
- 19. *Drugs and crime facts, 1991*, forthcoming, NCJ-134371 (p. 12)
- 20. *The prosecution of felony arrests, 1988* (119pp), 2/92, NCJ-130914 (p. 13)
- 21. *Compendium of Federal justice statistics, 1989* (119pp), forthcoming, NCJ-134730 (p. 13)
- 22. *Forgery and fraud-related offenses in 6 States, 1983-88* (7pp), BJS Special Report, 1/92, NCJ-132445 (p. 13)
- 23. *BJS application information, fiscal year 1992 programs* (36pp), 2/92, NCJ-134644 (p. 14)
- 24. *Attorney General's program for improving the Nation's criminal history records: BJS implementation status report* (22pp), 2/92, NCJ-134722 (p. 14)
- 25. *Report of the National Task Force on Criminal History Record Disposition Reporting* (58pp), forthcoming, NCJ-135836 (p. 14)
- 26. *National Conference on Improving the Quality of Criminal History Records: Proceedings of a BJS/SEARCH Conference* (103pp), 1/92, NCJ-133532 (p. 14)
- 27. *Perestroika and the Procuracy: The changing role of the prosecutor's office in the former USSR* (11pp), BJS Discussion Paper, 2/92, NCJ-134501 (p. 14)
- 28. *Assessing the completeness and accuracy of criminal history record systems: Audit guide* (65pp), 1/92, NCJ-133651 (p. 15)

**Crime and Justice Data
call
1-800-732-3277**

(1-301-251-5500 local)

Justice Statistics Clearinghouse
Box 6000
Rockville, MD 20850

Or call the BJS electronic
bulletin board for the
latest releases:

1-301-738-8895

**Drugs and Crime Data
call
1-800-666-3332**

Drugs & Crime Data Center
& Clearinghouse
1600 Research Boulevard
Rockville, MD 20850

U.S. Department of Justice
Office of Justice Programs
Bureau of the Census

U.S. Department of Justice
Bureau of the Census

**BULK RATE
POSTAGE & FEES PAID
DOJ/BJS
Permit No. G-91**

1600 RESEARCH BOULEVARD
ROCKVILLE, MD 20850